WC 50-76 6470247 0007648 0 A-33-11

ICEA PUBLICATIONS NO. P-53-426
NEMA STANDARDS PUBLICATION NO. WC 50

icea/nema

Ampacities Including Effect of Shield Losses for Single-conductor Solid-dielectric Power Cable, 15kV through 69kV (Copper and Aluminum Conductors)

NATIONAL ELECTRICAL MANUFACTURERS ASSOCIATION ■ 2101 L STREET, N.W., WASHINGTON, D.C. 20037
INSULATED CABLE ENGINEERS ASSOCIATION ■ PO BOX P, SOUTH YARMOUTH, MA 02664

Copyright National Electrical Manufacturers Association
Provided by IHS under license with NEMA
No reproduction or networking permitted without license from IHS
Not for Resale

WC 50-76 6470247 0007649 2

ICEA Pub. No. P-53-426 (Second Edition)
NEMA Pub. No. WC 50-1976 (R 1982, 1988)

ICEA-NEMA Standards Publication

AMPACITIES INCLUDING EFFECT OF SHIELD LOSSES FOR SINGLE-CONDUCTOR SOLID-DIELECTRIC POWER CABLE, 15 kV THROUGH 69 kV (COPPER AND ALUMINUM CONDUCTORS)

Published by

National Electrical Manufacturers Association
2101 L Street, NW
Washington, DC 20037

©1989 by National Electrical Manufacturers Association
and Insulated Cable Engineers Association

Copyright National Electrical Manufacturers Association
Provided by IHS under license with NEMA
No reproduction or networking permitted without license from IHS
Not for Resale

PREFACE

The first industry ampacity tables were published in December 1943 by the Insulated Power Cable Engineers Association (IPCEA)* under the title *Current Carrying Capacity of Impregnated Paper, Rubber and Varnished Cambric Insulated Cables.* These tables were based on the best available information at the time they were published and served the industry well for many years.

As a result of interest in this subject by the AIEE† Insulated Conductors Committee and recognition of the fact that new techniques had been developed for making ampacity calculations through greater understanding of the thermal circuit, a joint AIEE-IPCEA Working Group was formed to prepare a new ampacity publication. In 1962 a completely new edition was published in two volumes for copper and aluminum conductors entitled *Power Cable Ampacities,* AIEE Pub. No. S-135, IPCEA Pub. No. P-46-426. This publication covered several cable types including, for the first time, oil-filled and gas-filled impregnated paper insulated cables in a variety of installations. The ampacities in these tables are still considered appropriate for the designated installation conditions and parameters.

The 1962 tables do not adequately cover ampacities for single-conductor solid-dielectric cables with shields designed for stringent fault current conditions and directly buried concentric-neutral three-phase cables. The increasing use of these constructions prompted the Cable Characteristics Subcommittee of the IEEE Power Engineering Society to consider a supplement to these tables. A Task Group was formed to study the problems and to prepare this publication. In particular the Group considered the effect on ampacities of (1) shield losses in single-conductor cables and (2) temperatures in the earth surrounding buried cables and ducts. Subsequently, Tables 1 through 80 were approved on March 22, 1972 by ICEA and NEMA as Authorized Engineering Information.

On May 17, 1976, ICEA and NEMA approved the expansion of this publication to include 69-kV cables. This resulted in the revision of paragraphs A through E and Tables A and B and in the addition of Tables 81 through 128.

The calculations were made by the General Cable Corporation using a Fortran IV computer program. To minimize the possibility of typographical errors, the tables have been reproduced directly from the printed sheets produced by a computer line printer.

Special thanks is extended to the Georgia Power Company for its assistance in the preparation of this publication.

On September 26, 1988, NEMA reaffirmed this standard.

ICEA-NEMA STANDARDS

ICEA-NEMA Standards are adopted in the public interest and are designed to eliminate misunderstandings between the manufacturer and the user and to assist the user in selecting and obtaining the proper product for his particular need. Existence of an ICEA-NEMA standard does not in any respect preclude the manufacture or use of products not conforming to the standard.

*Now ICEA (Insulated Cable Engineers Association).

†Now IEEE (Institute of Electrical and Electronics Engineers).

Copyright National Electrical Manufacturers Association
Provided by IHS under license with NEMA
No reproduction or networking permitted without license from IHS
Not for Resale

TABLE OF CONTENTS

PARAGRAPH		PAGE
A	Index of Page Numbers for Ampacity Tables	I
B	Introduction	I
C	Scope	I
D	Effect of Shield Currents on Cable Ampacity	II
E	Technical Features of Tables	III
E.1	Parameters	III
E.2	Use of Ampacity Tables	IV
E.3	Earth Interface Temperature	VI
E.4	Adjustments for Changes in Parameters	VII
F	Method of Calculation	VIII
F.1	Conductor Loss	VIII
F.2	Shield Loss	VIII
F.3	Thermal Resistance of Cable Surface to Duct	X
F.4	General Equations for Ampacity	X
F.5	Calculation of Ampacity Based on Maximum Earth Interface Temperature.	X
G	References	XI

TABLES

A	Conductor and Shield Resistances	XII
B	Ampacity Derating Factors for Shield Eddy Current Loss of Trefoil Single-conductor Cables	XIII

FIGURES

	Installation Configurations	
1–5	Direct-buried Cables	XIV
6–10	Cables in Duct	XV
11	Flow Chart—Computation of Ampacity Based on Maximum Conductor and Earth Interface Temperatures	XVI
	Ratio of Shield Loss to Conductor D-c Loss	
12	Triplexed Cables	XVII
13	Spaced Cables	XVIII

TABLES OF AMPACITIES 1–128

Copyright National Electrical Manufacturers Association
Provided by IHS under license with NEMA
No reproduction or networking permitted without license from IHS
Not for Resale

A. INDEX OF PAGE NUMBERS FOR AMPACITY TABLES

CABLE	SOIL RHO	INSTALLATIONS									
		DIRECT BURIED					BURIED DUCT				
		FIGURE 1	FIGURE 2	FIGURE 3	FIGURE 4	FIGURE 5	FIGURE 6	FIGURE 7	FIGURE 8	FIGURE 9	FIGURE 10
											
VOLTAGE RATING—15 kV											
Copper Conductors	90	1	9	17	25	33	41	49	57	65	73
	120	2	10	18	26	34	42	50	58	66	74
Aluminum Conductors	90	3	11	19	27	35	43	51	59	67	75
	120	4	12	20	28	36	44	52	60	68	76
VOLTAGE RATING—35 kV											
Copper Conductors	90	5	13	21	29	37	45	53	61	69	77
	120	6	14	22	30	38	46	54	62	70	78
Aluminum Conductors	90	7	15	23	31	39	47	55	63	71	79
	120	8	16	24	32	40	48	56	64	72	80
VOLTAGE RATING—69 kV											
Copper Conductors	60	81	87	93	99	105	NA	NA	111	117	123
	90	82	88	94	100	106	NA	NA	112	118	124
	120	83	89	95	101	107	NA	NA	113	119	125
Aluminum Conductors	60	84	90	96	102	108	NA	NA	114	120	126
	90	85	91	97	103	109	NA	NA	115	121	127
	120	86	92	98	104	110	NA	NA	116	122	128

NA = Not applicable. This type of installation would require a duct larger than is normally used. Also, difficulty may be encountered in installing three 69-kV cables in one duct.

B. INTRODUCTION

In recent years there has been an increase in the use of single-conductor solid-dielectric 15 through 69 kV power cables for substation exit feeders and other important three-phase distribution circuits. These cables have used various shielding systems, such as concentric wires or ribbons, tapes, metallic sheath and combinations thereof. In some instances, the concentric wires and ribbons have been designed to function as neutral conductors. Other shielding systems have been designed to accommodate system fault currents. When shields are bonded and grounded at multiple points, circulating currents, dependent on shield impedance, will flow in the concentric shields with consequent I^2R losses and heating. These currents and associated losses may be appreciable when the cables are spaced.

Published IEEE-ICEA ampacity tables[1] do not include the effects of circulating current losses for spaced single-conductor cables.*

This publication is the first to focus attention in the form of published tables on the effect of circulating currents on ampacities of cables with bonded and grounded shields. These tables also present ampacities based on maximum earth interface temperatures that recognize the risk of overheating and possible thermal instability due to earth moisture migration.

* Circulating current losses may be eliminated or minimized by bonding and grounding the shields at a single point or by special shield bonding techniques. A detailed treatment of shield bonding techniques is included in Chapter 3 of the Underground Systems Reference Book[2] and in Section II of the Miller thesis on sheath losses.[3] Open-circuited or special shield bonding techniques result in voltages between shield and ground both under steady-state and transient operating conditions. In the case of single-point bonding, alternative means of fault current return must be provided.

C. SCOPE

This publication presents calculated ampacities for single-conductor solid-dielectric 15 through 69 kV power cables with bonded and grounded shields, copper or aluminum conductors, spaced or trefoil† configurations, single or double circuits, directly buried or in buried ducts. Ampacities are given for four different shield resistances for each conductor size. For spaced cables, ampacities are also given for open-circuited shield operation.

† Trefoil—Three cables which have been installed in close contact and which may or may not have been bound together at the time of installation.

[1] For notes 1, 2 and 3, refer to Section G, References.

Copyright National Electrical Manufacturers Association
Provided by IHS under license with NEMA
No reproduction or networking permitted without license from IHS
Not for Resale

D. EFFECT OF SHIELD CURRENTS ON CABLE AMPACITY

When the metallic shields of single-conductor cables are bonded and grounded at multiple points, cable ampacities may be significantly reduced by the resultant circulating current losses. This is particularly true of spaced single-conductor cables in the larger conductor sizes with lower resistance shields (see Table A). In this publication, a metallic shield is any nonmagnetic metallic structure applied over a semiconducting insulation shield for the purpose of controlling and confining the electrostatic field. The metallic shield may also serve as the neutral conductor. Metallic shields include concentrically applied wires or ribbons, tapes, lead or aluminum sheath, nonmagnetic armor, etc.

Figures 12 and 13 show the ratios (Y_{sc}) of shield loss to conductor direct-current losses as a function of shield resistance (R_s). Values are given for eight sizes of 35-kV cable with aluminum conductors in trefoil configuration and 7.5-inch equilateral spacing, respectively. Similar curves would result for 15 kV or 69 kV cables and for cables with copper conductors. The circulating current losses are zero at $R_s = 0$ and $R_s = \infty$ (open-circuited shield). The ratio, Y_{sc}, is a maximum at $R_s = X_m$ (mutual reactance between conductor and shield).

The curves are characterized by a peak loss which, in the case of spaced configurations, generally occurs between resistances corresponding to full and one-third neutrals. The ratio, Y_{sc}, for one-third and smaller shields are all to the right of the peak loss except for the 2000 MCM conductor size; hence, circulating current losses decrease and ampacities increase with increasing shield resistance. Except for 1500 MCM and larger conductor sizes, all Y_{sc} ratios for trefoil configurations are to the right of the peak loss; hence, circulating current losses decrease and ampacities increase with increasing shield resistance.

These curves provide a better understanding of how ampacities are affected by shield resistance and circulating current losses. In addition, they permit comparison of approximate circulating current losses in spaced and trefoil configurations.

Three important observations result from a study of the ampacity tables:

1. For the smaller conductor sizes, the variation of ampacity with shield resistance is relatively small.
2. For the larger conductor sizes, the variation of ampacity with shield resistance is relatively large.
3. The variation in ampacity with shield resistance for a given conductor size is a function of the slope of the loss ratio curve. In particular, the variation in ampacity increases as the shield resistance decreases except near the peak of the loss ratio curve. In general, the variation is greater for spaced than for trefoil configurations.

These observations can be verified for aluminum conductors by reference to Figures 12 and 13.

The tables will be useful in judging the relative merits of trefoil versus spaced configurations for three-phase circuits.

The following general conclusions can be reached with regard to installations utilizing cables of the same basic conductor, voltage rating and shielding system:

1. Single-point bonding (open-circuited shield operation)—the circulating current losses are eliminated regardless of configuration. Spaced cables, characterized by lower mutual heating, obviously provide a higher ampacity than trefoil cables of the same construction
2. Multiple bonded and grounded shields (short-circuited shield operation)—
   a. Where shield circulating current losses are low for both trefoil and spaced configurations, the ampacity of the spaced configuration will be higher due to lower mutual heating.
   b. Where the circulating current losses in the trefoil configuration are appreciable compared to the losses in the spaced configuration, ampacities of the spaced and trefoil configurations will be comparable.
   c. Where the circulating current losses of the trefoil configuration are not appreciable compared to the losses in the spaced configuration, ampacities of the trefoil configuration will be higher.

Copyright National Electrical Manufacturers Association
Provided by IHS under license with NEMA
No reproduction or networking permitted without license from IHS
Not for Resale

E. TECHNICAL FEATURES OF TABLES

E.1 Parameters

Calculated ampacities are based on the following parameters and assumptions:

VOLTAGES

15, 35 and 69 kV.

LOAD AND LOSS FACTORS

Load factors (1f)—75 and 100 percent.

Corresponding loss factors (LF)—62.5 and 100 percent.

DIELECTRIC LOSS

The dielectric loss is negligible for cables rated up to and including 35 kV. For 69-kV cables, the ampacities in this publication were computed on the assumption that the insulation has a specific inductive capacitance (SIC) of 2.75 and a dissipation factor (DF) (tan Δ) of 0.005.

Variations within the range of 2.3 and 3.0 for SIC values and 0.0002 and 0.01 for DF values result in negligible changes in ampacity for the most commonly used installation configurations. However, for more accurate ampacities, particularly with regard to double circuit configurations (Figures 5 and 10), the following formulas can be used to adjust for changes in SIC and DF.

If the ampacity to be adjusted is limited by the conductor temperature:

$$I' = I\sqrt{\frac{T_c - T_a - \frac{SIC' \times DF'}{SIC \times DF}\Delta td}{T_c - T_a - \Delta td}} \quad \text{(Eq. E.1-1)}$$

If the ampacity to be adjusted is limited by interface temperature:

$$I' = \sqrt{I^2 + DCF\left(1 - \frac{SIC' \times DF'}{SIC \times DF}\right)} \quad \text{(Eq. E.1-2)}$$

$$DCF = \frac{W_d}{R_{ac}}\left[\frac{(\bar{R}_e' + \bar{R}_m') \text{ at } 100\% \text{ LF}}{qe\,(\bar{R}_e' + \bar{R}_m') \text{ at rated LF}}\right] \quad \text{(Eq. E.1-3)}$$

where—

Δtd = Temperature rise due to dielectric loss (°C).
DF = Dissipation factor of 0.005.
DF′ = Applicable dissipation factor.
SIC = Specific inductive capacitance of 2.75.
SIC′ = Applicable specific inductive capacitance.
T_a = Ambient temperature (°C).
T_c = Conductor temperature (°C).
I = Current in kiloamperes.
I′ = Adjusted ampacity.
DCF = Dielectric correction factor from tables.
W_d = Losses developed in the insulation of the cable in watts per foot.
R_{ac} = A-c resistance of the conductor.
qe = Ratio of the sum of the losses in the conductor, sheath and conduit to the losses in the conductor.
$\bar{R}_e'$ = Thermal resistance of earth in thermal ohm-feet.
$\bar{R}_m'$ = Effective thermal resistance caused by mutual heating of adjacent cables in thermal ohm-feet.
LF = Load factor.

THERMAL RESISTIVITY

a. Earth thermal resistivity—60, 90 and 120°C-cm/w, designated as 60 RHO through 120 RHO. Amipacities for earth thermal resistivity of 60 RHO were tabulated only for 69-kV cables and assume the use of thermal backfill.
b. Thermal resistivity of combined insulation and extruded shields for 15- and 35-kV cables rated up to 90°C—400°C-cm/w. For 69-kV cables, 350°C-cm/w was assumed. A significant variation in thermal resistivity of 69-kV cable from the assumed values will inversely affect the tabulated ampacities by several percent, with the greatest impact being made on direct earth buried cables.
c. Thermal resistivity of fiber and plastic ducts—480°C-cm/w.
d. Thermal resistivity of jacket (69-kV cables only)—500°C-cm/w.

TEMPERATURES

a. Maximum conductor temperature—75°C and 90°C for 15-kV and 35-kV cables and 90°C for 69-kV cables.
b. Maximum earth interface temperature—50°C and 60°C.

Copyright National Electrical Manufacturers Association
Provided by IHS under license with NEMA
No reproduction or networking permitted without license from IHS
Not for Resale

c. Metallic shield temperature—assumed to be 10°C less than the conductor temperature for 15- and 35-kV cables and 20°C less for 69-kV cables.
d. Duct temperature—assumed to be 20°C less than the conductor temperature for 15- and 35-kV cables and 30°C less for 69-kV cables.
e. Ambient earth temperature—25°C. Correction factors for ambient earth temperatures of 20°C and 30°C are indicated in Section E.4, page VII.

CONDUCTORS

4/0 AWG to 2000 MCM for 15- or 35-kV cables and 350 to 2500 MCM for 69-kV cables concentric stranded copper and aluminum (61 percent IACS). In accordance with Table II of Reference 5, k_s and k_p factors were taken equal to 1.0 for copper and aluminum conductors.

EXTRUDED CONDUCTOR SHIELD

Extruded conducting thermoplastic or cross-linked polyethylene or ethylene propylene rubber, thickness =

15 mils for 15- and 35-kV cables, 1000 MCM and smaller
25 mils for 15- and 35-kV cables, larger than 1000 MCM
50 mils for 69-kV cables, all sizes

INSULATION

Thermoplastic or cross-linked polyethylene or ethylene propylene rubber in the following thicknesses:

kV Rating	Conductor Size, MCM	Insulation Thickness, Mils
15	1000 and smaller	175
15	larger than 1000	190
35	1000 and smaller	345
35	larger than 1000	360
69	all sizes	650

INSULATION SHIELD

Extruded conducting thermoplastic or cross-linked polyethylene or ethylene propylene rubber in the following thicknesses:

Calculated Outside Diameter of Insulation, Inches	Shield Thickness, Mils	
	15 and 35 kV	69 kV
Up to 1.000	30	...
1.001 to 1.500	50	...
1.501 to 2.000	70	...
2.001 and larger	70	50

METALLIC SHIELD

Resistances as given in Table A.

Thickness = 80 mils for 750 MCM and smaller and 100 mils for larger than 750 MCM.

JACKETS

Calculated Diameter Under Jacket, Inches	Jacket Thickness, Mils	
	15 and 35 kV	69 kV
Up to 1.500	*	80
1.501 to 2.500	*	110
2.501 and larger	*	140

* Jacketed cables were not considered. The effect of a jacket on cable ampacity is not significant.

TYPES OF INSTALLATION

a. Direct Earth Burial
   (1) Trefoil and spaced configurations—Figures 1 through 5.
   (2) Burial depth—36 inches.
b. Buried Duct
   (1) Duct sizes 5, 6 or 8 inches inside diameter nominal pipe size to provide a minimum diametral clearance of 0.75 inch between cable outside diameter (or circumscribed diameter for trefoil cables) and inside diameter of the duct.
   (2) Ducts were assumed to be directly buried without encasement in concrete—Figures 6 through 10. Where concrete-encased ducts are used, refer to Reference 5 for method of calculation.
   (3) For 69-kV installations, only one cable per duct was considered.

E.2 Use of Ampacity Tables

GENERAL

The index on Page I shows the page number of the ampacity table for specific cables dependent on conductor metal (copper or aluminum), voltage rating (15 kV, 35 kV or 69 kV), earth resistivity (90 RHO and 120 RHO for 15- and 35-kV cables and 60 RHO, 90 RHO and 120 RHO for 69-kV cables), single or double circuit and arrangement,

Copyright National Electrical Manufacturers Association
Provided by IHS under license with NEMA
No reproduction or networking permitted without license from IHS
Not for Resale

duct or direct earth burial, and single conductors in spaced or trefoil configuration. Ampacities for trefoil configurations are considered to apply to the installation of three single-conductor cables in a common duct and to three single-conductor cables buried in the earth essentially in contact with each other. Linear interpolation for intermediate voltage ratings may be made with minimal error.

Shield Resistance

Since circulating current losses and, hence, cable ampacities will be influenced by the resistance of the metallic shield, ampacities for four shield resistances are given for each conductor size. Shield resistances were selected to encompass the range of values likely to be used. They include 1/6 and 1/3 neutrals* on conductor sizes 750 MCM and smaller and 1/6 neutral for conductor sizes larger than 750 MCM for 15- and 35-kV cables. For 69-kV cables, the values of shield resistance were assumed to be those given in the asterisk (*) note in Table A, Page XII. For spaced cables, ampacities are also given for open-circuited shields (infinite shield resistance) and are indicated by the word "OPEN."

* The terms "1/6 neutral" and "1/3 neutral" refer to the ratio of the approximate resistance of the conductor to that of the shield.

Calculation of D-c Shield Resistance

The d-c resistances at 25°C of various metallic shield designs for use with the ampacity tables may be calculated as follows:

a. Concentric and Longitudinally Applied Crimped Wire Shield

$$R_s = \frac{\rho_s L_f}{nd^2} \qquad \text{(E1)}$$

b. Concentric Ribbon Shield

$$R_s = \frac{\rho_s L_f}{1.273nwt} \qquad \text{(E2)}$$

c. Helically Applied Tape Shield—Open gap, butted or intercalated with nonmetallic tape (essentially infinite contact resistance)

$$R_s = \frac{\pi\rho_s}{4wt}\sqrt{1 + \left(\frac{\pi D_{sm}}{\ell}\right)^2} \qquad \text{(E3)}$$

d. Helically Applied and Overlapped Tape Shield

$$R_s = \frac{\rho_s K}{4D_{sm}t} \qquad \text{(E4)}$$

e. Longitudinally Folded Corrugated Tape Shield

$$R_s = \frac{\rho_s A_f}{1.273[\pi(D_{is} + .05) + B]t} \qquad \text{(E5)}$$

f. Lead Sheath

$$R_s = \frac{33.7}{D_{sm}t} \qquad \text{(E6)}$$

g. Aluminum Sheath (61% IACS)

$$R_s = \frac{4.34}{D_{sm}t} \qquad \text{(E7)}$$

where—

R_s = D-c resistance in microhms per foot at 25°C.

A_f = Increase in tape shield length due to corrugations. A typical value for various tape shield thicknesses is 1.20.

B = Tape overlap. A typical value is 0.375 inches.

d = Diameter of wire shield in inches.

D_{is} = Diameter over the insulation shield in inches.

D_{sm} = Mean diameter of metallic sheath or shield in inches.

K = Factor for the increase in resistance of a helically applied overlapped copper tape shield due to contact resistance at the tape overlaps. K is normally 1 on cable as manufactured. With handling during installation, K will increase. After the cable has been in service and exposed to moisture and heat, a further increase in contact resistance may occur, particularly on uncoated copper tapes, and the contact resistance may approach infinity. For this condition, formula E3 may be considered to apply. For purposes of ampacity calculation and to insure that the cable will not be overheated soon after installation, a K value of 2 is suggested for use in formula E4.

ℓ = Length of lay of shielding tape in inches.

Copyright National Electrical Manufacturers Association
Provided by IHS under license with NEMA
No reproduction or networking permitted without license from IHS
Not for Resale

L_f = Lay factor is the increase in length of wires or ribbons due to helical application or due to crimping of wires when applied parallel to the cable axis. The approximate lay factor for various lengths of lay of helically applied wires or ribbons is as follows:

X	L_f (Lay Factor)
4	1.27
6	1.13
8	1.07
10	1.05
12	1.03

X represents the ratio of length of lay to the diameter over the wire or ribbon shield. Consult the manufacturer for the lay factor of longitudinally applied crimped wire shield.

n = Number of wires or ribbons.

ρ_s = Electrical resistivity, ohms—circular mil/foot. The electrical resistivity of copper, aluminum and lead are as follows:

Material	ρ_s at 25°C
Uncoated annealed copper (100% IACS)	10.575
Coated annealed copper ribbons and tapes (98% IACS)	10.787
Coated annealed copper wire:	
(Under 0.103 to 0.020 incl., 97.16% IACS)	10.878
(Under 0.290 to 0.103 incl., 96.16% IACS)	10.989
Aluminum (61% IACS)	17.345
Lead (7.84% IACS)	134.884

t = Thickness, inches.

w = Width, inches.

TEMPERATURE LIMITATIONS

Ampacities are given for each of the following:

a. Maximum conductor temperature of 75°C (15- and 35-kV cables only).
b. Maximum conductor temperature of 90°C.
c. Maximum earth interface temperature of 50°C.
d. Maximum earth interface temperature of 60°C.

In certain cases the ampacity tabulated for a maximum earth interface temperature of 50°C or 60°C is the same as that tabulated for 90°C conductor temperature. This occurs when the earth interface temperature corresponding to 90°C conductor temperature is less than the maximum earth interface temperature (50°C or 60°C). Ampacities tabulated for 50°C and 60°C earth interface temperatures may correspond to conductor temperatures exceeding 75°C. In these cases, the ampacities are marked by a double asterisk and should not be used for 75°C rated cables.

When considering the temperature limitations of a cable system, attention should also be given to the operating parameters of the splices and terminations as well as the thermal deformation characteristics of the insulation shield.

E.3 Earth Interface Temperature

Earth interface temperature is defined as the temperature attained by the outside surfaces of directly buried cable, directly buried duct, or concrete encasement. The use of ampacities based on the maximum permissible conductor temperature may be limited by maximum permissible earth interface temperatures. See the preceding paragraph on temperature limitations.

Since the earth interface temperature may be measured in the field and compared with a previously established limit, it is a convenient parameter for limiting ampacity in lieu of assuming a high value of earth thermal resistivity or ambient earth temperature.

Cable ampacities in this report have been calculated for earth interface temperatures of 50°C and 60°C which experience has indicated should be satisfactory for many types of soils. Knowledge of local soil conditions is necessary for the determination of the proper earth interface temperature to be used. This temperature may be other than 50°C or 60°C.

The migration of soil moisture away from cable heat sources results in an increase in soil thermal resistivity and a consequent increase in conductor and soil temperatures. Since the amount of moisture migration is partially dependent upon the temperature at the earth interface and the temperature gradient, a condition of thermal instability or "runaway" may occur, particularly in soils of moderate or low moisture content. Other factors influencing moisture migration include:

a. Length of time that the soil is subjected to high temperatures.
b. Composition and density of the soil.
c. Cable depth below the surface of the ground.
d. Nature of the ground surface.
e. Presence or proximity of moisture.

Unless stable soil thermal resistivities can be maintained by supplying water or assured through the use of selected backfill, cable loading should

Copyright National Electrical Manufacturers Association
Provided by IHS under license with NEMA
No reproduction or networking permitted without license from IHS
Not for Resale

be limited to prevent the development of excessive earth interface temperatures. A more complete discussion of soil thermal characteristics can be found in the literature.[4]

E.4 Adjustments for Changes in Parameters

Adjustment for Changes in Ambient Temperature

The ampacities in the tables of this publication are based on an ambient temperature of 25°C. To correct ampacities based on maximum conductor temperatures for different ambient temperatures, use formula E8 for the correction factors shown below:

$$I' = \sqrt{\frac{T_c - T_a'}{T_c - 25}} \times I \qquad \text{(E8)}$$

where—

T_c = Maximum conductor temperature from ampacity table.
I = Ampacity shown for T_c at ambient earth temperature of 25°C.
T_a' = New ambient earth temperature.
I' = Adjusted ampacity for ambient earth temperature T_a'.

The following factors may be used to correct ampacities based on maximum conductor temperatures for earth ambient temperatures of 20°C or 30°C:

Ambient Temperature, Degrees C	Correction Factor	
	Maximum Conductor Temperature	
	75°C	90°C
20	1.049	1.037
30	0.949	0.960

The earth interface temperatures corresponding to the ampacities calculated with the foregoing correction factors can be approximated (within 2°C) from formula E9.

$$T_i' = T_a' + F(T_i - 25) \qquad \text{(E9)}$$

where—

T_i = Earth interface temperature corresponding to tabulated ampacity.
T_a' = New ambient earth temperature.
F = $(T_c - T_a')/(T_c - 25)$.
T_c = Maximum conductor temperature from ampacity table.
T_i' = Adjusted new earth interface temperature.

If the earth interface temperature calculated from formula E9 exceeds the maximum allowable value (T_{imax}), the ampacity (I'') corresponding to T_{imax} and ambient temperature T_a' can be approximated from formula E10.

$$I'' = \sqrt{\frac{T_{imax} - T_a'}{T_i' - T_a'}} \times I' \qquad \text{(E10)}$$

where—

I' = Ampacity from formula E8.
T_a' = New ambient earth temperature.
T_i' = Earth interface temperature from formula E9.
T_{imax} = Applicable maximum earth interface temperature.

The accuracy of formula E10 is within ±1 percent for each 10°C change in earth interface temperature (T_{imax} to T_i').

Adjustment for Change in Conductor Temperature

The ampacities, I', for conductor temperatures other than those included in the tables, e.g., emergency conductor temperatures, can be approximated from formula E11.

$$I' = \sqrt{\frac{T_c' - T_a}{T_c - T_a} \times \frac{\tau_c + T_c}{\tau_c + T_c'}} \times I \qquad \text{(E11)}$$

where—

I = Ampacity for conductor temperature T_c.
T_c' = New or emergency conductor temperature.
T_a = Ambient earth temperature.
τ_c = Inferred temperature of zero electrical resistance; 234.5 for copper, 228.1 for aluminum.
T_c = Maximum conductor temperature from ampacity table.

When T_c' is greater than T_c, the formula E11 will give conservative values since it is based on the ratio of direct-current losses at the two temperatures while the ratio of the alternating-current conductor and shield losses to direct-current conductor losses decreases with increasing conductor temperature. For example, the ampacity at 110°C conductor temperature may be as much as 5 percent higher and at 130°C as much as 10 percent higher than values calculated from formula E11. Deviations from true ampacities will depend on the conductor size, shield size and installation configuration. Formula E11 is more precise for smaller conductors and higher resistance shields.

Copyright National Electrical Manufacturers Association
Provided by IHS under license with NEMA
No reproduction or networking permitted without license from IHS
Not for Resale

ADJUSTMENT FOR CHANGES IN MAXIMUM EARTH INTERFACE TEMPERATURE

The ampacities, I′, for maximum earth interface temperatures other than those included in the tables can be approximated from formula E12.

$$I' = \sqrt{\frac{T_i' - T_a}{T_i - T_a}} \times I \qquad \text{(E12)}$$

where—

I = Ampacity from tables.
T_i = Earth interface temperature from tables corresponding to ampacity I.
T_i' = New earth interface temperature.
I' = Adjusted ampacity corresponding to T_i'.
T_a = Ambient earth temperature.

The accuracy of formula E12 is within ±1 percent for each 10°C change in earth interface temperature (T_i to T_{imax}). To reduce the error to a minimum, values of T_i and I should be selected from the tables so that T_i and T_i' are as close as possible.

In selecting I and T_i, it should be noted that, in some cases, earth interface temperature does not govern and the same ampacity occurs in the columns for maximum conductor temperature. When this occurs, T_i should be taken from one of the columns giving an earth interface temperature corresponding to a conductor temperature of either 75°C or 90°C.

Ampacities calculated from formula E12 will sometimes exceed those given in the tables for the 75°C conductor temperature, in which case the ampacity given for the 75°C conductor temperature in the table will govern.

ADJUSTMENT FOR CHANGES IN VOLTAGE

Ampacities for 46-kV cables may be determined by linear interpolation between the 35-kV and 69-kV ampacities contained in these tables. It should be noted however that the shield resistances for the 46- and 69-kV cables are not the same. Therefore, it will be necessary to first interpolate the tabulated ampacities for the 35- and 69-kV cables, respectively, to obtain their ampacities at the shield resistance of the 46-kV cables. The ampacity for the 46-kV cable can now be determined by interpolation of these ampacities. Using this method, errors should not exceed 1 to 2 percent.

F. METHOD OF CALCULATION

The procedure given in Reference 5 has been modified to allow for the more general case of unequal shield losses in spaced single-conductor cables and adapted for efficient calculation on a digital computer. The following paragraphs indicate the deviations.

F.1 Conductor Loss

SKIN EFFECT

Equation 21 of reference 5 has been replaced with:

$$Y_{cs} = F_{sp}(x) \qquad \text{(F1)}$$

where: $x = R_{dc}/k_s$
and:

$$F_{sp}(x) = \frac{11.0}{\left(x + \frac{4}{x} - \frac{2.56}{x^2}\right)^2} \qquad \text{(F2)}$$

except where x has a value less than 7.2, where:

$$F_{sp}(x) = \frac{11.0\,(1. - 0.1102/x)}{\left(x + \frac{4}{x} - \frac{2.56}{x^{2.}}\right)^2} \qquad \text{(F3)}$$

PROXIMITY EFFECT

Equation 24 of reference 5 has been used for proximity effect except that $F(x_p)$ has been calculated as:

$$F(x_p) = F_{sp}(x), \text{ where } x = R_{dc}/k_p \qquad \text{(F4)}$$

and $F_{sp}(x)$ is identical to F2 or F3 above.

TOTAL CONDUCTOR LOSS

The "at conductor" alternating-current resistance is:

$$R_{ac} = R_{dc}(1 + Y_{cs} + Y_{cp}) \qquad \text{(F5)}$$

The use of the foregoing skin and proximity effects for the range of direct-current resistances considered results in "at conductor" alternating-current resistances which are within a fraction of 1 percent of the values calculated from equations 21 and 24 of reference 5 and will result in negligible errors in calculated ampacities.

F.2 Shield Loss

SHIELD CIRCULATING CURRENT LOSS

(See Figures 1 through 10, Pages XIV and XV.)

Copyright National Electrical Manufacturers Association
Provided by IHS under license with NEMA
No reproduction or networking permitted without license from IHS
Not for Resale

The ratio of shield circulating current loss to conductor loss for all installations except those of installation configurations 4 and 9 were computed with the expressions for shield current from Table XIII, Chapter 10, page 20, of reference 2. These expressions were derived from the more general equations in reference 3. In the case of Figures 4 and 9, these general equations (Numbers 17, 18, 19, 20 and 21 in reference 3) were used to solve for shield currents $\bar{I}_1$, $\bar{I}_2$ and $\bar{I}_3$.* For double circuits, shield currents are equal for cables A_1 and A_2, B_1 and B_2 and C_1 and C_2. (See Figures 4, 5, 9 and 10.) Equation 27 of reference 5 has been replaced by:

$$Y_{sc}^{(n)} = \left|\frac{\bar{I}_n}{\bar{I}_B}\right|^2 \frac{R_s}{R_{dc}} \qquad \text{(F6)}$$

where $Y_{sc}^{(n)}$ is the ratio of the shield loss in cable n to the conductor direct-current loss. The reference conductor current is $\bar{I}_B = 1 + j0$. $\bar{I}_1$ through $\bar{I}_6$ are the shield currents of cables A_1, B_1 and C_1 of the first circuit and C_2, B_2 and A_2 of the second circuit, respectively. (See Figures 4, 5, 9 and 10.) Note that currents are complex quantities.

The phase sequence arrangements assumed for purposes of calculation are those of Figures 1 through 10 where "A" indicates the location of the leading phase and "C" indicates the location of the lagging phase (positive phase sequence).

However, for the single-circuit arrangement shown in Figures 3 and 8, the maximum value of shield loss occurs on one of the outside cables for all possible phase sequence arrangements (A-B-C, C-B-A or A-C-B) and ampacity is not affected.

The solution assumes that the conductor currents of all phases are equal in magnitude, which is an important consideration where two paralleled circuits are used.

For the double-circuit arrangements of Figures 4 and 9, alternate phase sequence arrangements A_1-B_1-C_1-A_2-B_2-C_2 or A_1-A_2-B_1-B_2-C_1-C_2 would result in significant imbalance between conductor currents if the two circuits were operated in parallel from a common bus. The alternate phase sequence arrangement C_1-B_1-A_1-A_2-B_2-C_2 will result in ampacities slightly higher than those shown in the tables due to shifting the maximum shield loss from the inner cables to the outer cables.

* Miller's equations assume that currents exist in the shield but not in the earth (shields bonded at more than one point but grounded at only one point). However, in cases where earth currents exist due to multiple grounds, they are small because of the relatively high impedance of the earth. These small earth currents will not significantly affect the values of Y_{sc}.

The ampacities listed in the tables for the arrangements shown in Figures 4 and 9 may be increased by 3 percent where the above phase sequence arrangement is used for the following cable constructions:

Conductor Size, MCM	Neutral Sizes
500 copper	1/3
750 copper	1/3, 1/6
1000 copper	1/6
1250 copper	1/6
1500 copper	1/6, 1/12
2000 copper	1/6, 1/12, 1/24
750 aluminum	1/3
1250 aluminum	1/6
1500 aluminum	1/6
2000 aluminum	1/6, 1/12

For the double-circuit arrangements shown in Figures 5 and 10, it should be noted that the alternate phase sequence arrangement A_1-B_1-C_1-A_2-B_2-C_2 would result in much higher shield circulating currents and losses and, hence, the ampacities in the tables apply only to the indicated phase sequence arrangement.

Figures 1 through 10 do not show the location of the hottest cable since this will depend not only on the relative values of shield loss but, also, on the relative thermal resistance values of the cable system components. (See Section F.4, equations F7 through F11.)

Shield Eddy Current Loss

Shield eddy current loss has not been considered in the calculation of the ampacity tables. For concentric wire and ribbon shields, eddy currents are negligible.

For cables with shield constructions such as tubular sheath or longitudinally folded tape where a conducting path exists circumferentially around the cable shield, eddy currents will be present. The effect of these eddy currents on cable ampacities will be negligible except when larger conductor size cables are installed in a triplexed configuration. For such configurations, eddy current effects will be negligible for all aluminum conductor cables except 1500 and 2000 MCM 1/6 neutral and 2000 MCM 1/12 neutral. Eddy current effects will be negligible for all copper conductor cables except 750 MCM 1/3 neutral, 750 MCM and larger 1/6 neutral, 1250 MCM and larger 1/12 neutral, and 2000 MCM 1/24 neutral.

When shield eddy currents are significant, Table B shall be used for the derating factors to be applied to tabulated ampacities. The effect of eddy currents diminishes as conductor sizes decrease and shield resistances increase.

Copyright National Electrical Manufacturers Association
Provided by IHS under license with NEMA
No reproduction or networking permitted without license from IHS
Not for Resale

F.3 Thermal Resistance of Cable Surface to Duct

Equation 41 of reference 5 was used. The constants used were those given in Table VII of reference 5 applying to cable in fiber duct encased in concrete. These constants are considered applicable to cable in directly buried ducts. An error in this assumption will not significantly affect the cable ampacity.

F.4 General Equations for Ampacity

Equations 4, 7, 9 and 44 in reference 5 were modified or replaced by the following.

For each of n cables, the rise of conductor temperature over ambient temperature can be calculated as follows:

$$\Delta T_c^{(n)} = W_c^{(n)} \bar{R}_{ca}^{(n)} + W_d \bar{R}_{da}^{(n)} \qquad \text{(F7)}$$

where—

$$\bar{R}_{ca}^{(n)} = \bar{R}_i + q_s^{(n)} \bar{R}_{sd} + q_s^{(n)} \bar{R}_d + q_s^{(n)} \bar{R}_e^{(n)} + \sum_{k=1}^{6} \left(q_s^{(k)} \bar{R}_m^{(kn)} \right) \qquad \text{(F8)}$$

$$\bar{R}_{da}^{(n)} = 0.5 \bar{R}_i + \bar{R}_{sd} + \bar{R}_d + \bar{R}_{ed}^{(n)} + \sum_{k=1}^{6} \bar{R}_{md}^{(kn)} \qquad \text{(F9)}$$

and—

$\bar{R}_i$ is calculated by Equation 38 of reference 5
$\bar{R}_{sd}$ is calculated by Equation 41 of reference 5
$\bar{R}_d$ is calculated by Equation 40 of reference 5
W_d is calculated by Equation 36 of reference 5 and is negligible in these tables.

$q_s^{(n)}$ and $q_s^{(k)}$ are values of q_s (Equation 18 reference 5) for cables n and k respectively.

$$*\bar{R}_e^{(n)} = 0.012 \bar{\rho}_e n' \left[\log_{10} \left(\frac{D_x}{D_e} \right) + (LF) \log_{10} \left(\frac{4L^{(n)}}{D_x} \right) \right] \qquad \text{(F10)}$$

$$\bar{R}_{ed}^{(n)} = \bar{R}_e^{(n)} \text{ for LF} = 1.0$$

* Thermal resistance of earth not including mutual heating. This term does not include correction for backfill or concrete duct encasement of differing thermal resistivity from that of the earth.

and—

$L^{(n)}$ = Depth of burial of cable n.
LF = Loss factor.
D_x = 8.3.
$\bar{\rho}_e$ = Thermal resistivity of earth.
D_e = Diameter where earth portion starts.
= Outside diameter of cable for buried spaced cables.
= Outside diameter of duct for cables in buried duct.
= 1.6 × outside diameter for buried triplexed cables.
n′ = Number of conductors within diameter D_e.

$$\bar{R}_m^{(kn)} = 0.012 \bar{\rho}_e n' (LF) \log_{10} \frac{d'^{(kn)}}{d^{(kn)}} \qquad \text{(F11)}$$

Where $d^{(kn)}$ is the distance from cable k to cable n and $d'^{(kn)}$ is the distance from the image of cable k to cable n (see figure 3 and Equation 46 of reference 5). $\bar{R}_{md}^{(kn)} = \bar{R}_m^{(kn)}$ for LF = 1.0. $\bar{R}_m^{(kn)}$ accounts for the mutual heating effect of cable k acting on cable n.

After determining $\bar{R}_{ca}^{(n)}$ and $\bar{R}_{da}^{(n)}$ for each of n cables (Equations F8 and F9), the maximum allowable conductor loss for each cable is calculated as follows:

$$W_c^{(n)} = \frac{T_c - T_a - W_d \bar{R}_{da}^{(n)}}{\bar{R}_{ca}^{(n)}} \qquad \text{(F12)}$$

The lowest value of $W_c^{(n)}$, W_c^{min} is used to obtain the ampacity as follows:

$$I = \sqrt{\frac{W_c^{min}}{R_{ac}}} \qquad \text{(F13)}$$

where $R_{ac} = R_{dc}(1 + Y_{cs} + Y_{cp})$

F.5 Calculation of Ampacity Based on Maximum Earth Interface Temperature

The earth interface temperature was taken as the temperature of the outer surface of the cable for direct buried cables or the temperature at the outside of the duct for cables in buried duct. Ampacities based on a maximum earth interface temperature were derived as follows:

Figure 11 shows the method of arriving at ampacities based on a maximum earth interface temperature (shown as T_{imax}).

BLOCK A

All parameters independent of conductor temperature are calculated and the loss factor and soil resistivity are assigned. The conductor temperature is defined as equal to the maximum allowable value of 75°C or 90°C.

Copyright National Electrical Manufacturers Association
Provided by IHS under license with NEMA
No reproduction or networking permitted without license from IHS
Not for Resale

BLOCK B

An ampacity (I) and the corresponding earth interface temperature (T_i) are then calculated.

BLOCKS C, D AND F

The calculated interface temperature (T_i) is then compared with the maximum allowable earth interface temperature (T_{imax}).

If T_i does not exceed T_{imax}, the calculation proceeds to Block F where the ampacity (J) based on the maximum earth interface temperature is defined as equal to the previously calculated ampacity (I).

If T_i exceeds T_{imax}, a repetitive process is used to derive conductor temperatures and ampacities consistent with T_{imax}. Each time the process is repeated, the counter referred to in Block D is increased by 1. When the counter reaches 6, the process is terminated and the desired ampacity (J) is defined as equal to the last calculated value of I.

BLOCK E

The difference between the conductor and earth interface temperatures (ΔT_{ci}) is calculated from formula:

$$\Delta T_{ci} = W_c^{(h)}(\bar{R}_i + q_s^{(h)}\bar{R}_{sd} + q_s^{(h)}\bar{R}_d) + W_d(0.5\bar{R}_i + \bar{R}_{sd} + \bar{R}_d) \qquad \text{(F14)}$$

where h is the hottest cable.

G. REFERENCES

1. *Power Cable Ampacities*, IEEE S-135 (SHO 7096), IPCEA Publication No. P-46-426, Institute of Electrical and Electronics Engineers, New York, N. Y., 2nd Printing – 1978.

Power Cable Ampacities for Impregnated-paper-insulated Wires and Cables, IPCEA Publication No. P-48-426. Insulated Cable Engineers Association, S. Yarmouth, Ma. – 1967.

2. *Underground Systems Reference Book*, Chapter 3, Section C, EEI Publication No. 55-16, Edison Electric Institute, New York, N.Y., 1957.

3. *Sheath Currents, Sheath Losses, Induced Sheath Voltages and Apparent Conductor Impedances of Metal Sheathed Cables Carrying Alternating Current*, K. W. Miller, Thesis, University of Illinois Graduate School, Chicago, Ill., 1929.

4. *Soil Thermal Characteristics in Relation to Underground Power Cables,* AIEE Committee Report, AIEE Transactions, pt. III., vol. 70, Dec. 1960, pp. 792-856.

5. *The Calculation of the Temperature Rise and Load Capability of Cable Systems*, J. H. Neher, M.H. McGrath, ibid., vol. 76, Oct. 1957, pp. 752-772.

Copyright National Electrical Manufacturers Association
Provided by IHS under license with NEMA
No reproduction or networking permitted without license from IHS
Not for Resale

Table A
Conductor and Shield Resistances, Microhms per Foot @ 25°C

Conductor Size, AWG or MCM	Square Milli-meters	D-C Resistance of Conductor	Equivalent Metallic Shield Resistances for 15 kV Through 35 kV*					
			1/3	1/6	1/12	1/18	1/24	1/36
STRANDED COPPER CONDUCTORS								
4/0	107.2	51.0	153.0	306.0	612.0	918.0	...	....
350	177.3	30.8	92.4	184.8	369.6	554.4	....	....
500	253.4	21.6	64.8	129.6	259.2	388.8	....	....
750	380.0	14.4	43.2	86.4	172.8	259.2	....	....
1000	506.7	10.8	....	64.8	129.6	.....	259.2	388.8
1250	633.4	8.63	....	51.8	103.6	.....	207.1	310.7
1500	760.0	7.19	....	43.1	86.3	.....	172.6	258.8
1750	886.7	6.16	....	....	.....	.....	....	....
2000	1013	5.39	....	32.3	64.7	.....	129.4	194.0
2250	1140	4.84	....	....	.....	.....	....	....
2500	1267	4.36	....	....	.....	.....	....	....
STRANDED ALUMINUM CONDUCTORS								
4/0	107.2	83.6	250.8	501.6	1003.0	1504.8	....	....
350	177.3	50.5	151.5	303.0	606.0	909.0	....	....
500	253.4	35.4	106.2	212.4	424.8	637.2	....	....
750	380.0	23.6	70.8	141.6	283.2	424.8	....	....
1000	506.7	17.7	....	106.2	212.4	.....	424.8	637.2
1250	633.4	14.2	....	85.2	170.4	.....	340.8	511.2
1500	760.0	11.8	....	70.8	141.6	.....	283.2	424.8
1750	886.7	10.1	....	....	.....	.....	....	....
2000	1013	8.85	....	53.1	106.2	.....	212.4	318.6
2250	1140	7.94	....	....	.....	.....	....	....
2500	1267	7.15	....	....	.....	.....	....	....

*For 69-kV cables, the values of shield resistance were assumed to be approximately those of shields designed to carry the fault currents listed below as calculated in accordance with IPCEA Publication No. P-45-482:

Shield Resistance Microhms per Foot @ 25°C	Approximate Fault Current Rating
234	10 000 amps for 8 cycles
156	15 000 amps for 8 cycles
117	20 000 amps for 8 cycles
78	30 000 amps for 8 cycles

Copyright National Electrical Manufacturers Association
Provided by IHS under license with NEMA
No reproduction or networking permitted without license from IHS
Not for Resale

Table B
Ampacity Derating Factors for Shield Eddy Current Loss*
Trefoil Single-conductor Cables with Tubular Shields

Conductor Size, AWG or MCM	69-kV Cable Shield Resistance Microhms per Foot @ 25°C 234	156	117	78	15-kV Through 35 kV Cable Neutral Size 1/24	1/12	1/6	1/3
COPPER CONDUCTORS								
4/0 to 500	†	†	†	†	†	†	†	†
750	†	†	†	†	†	†	0.97	0.96
1000	†	†	†	0.97	†	†	0.96	‡
1250	†	†	0.97	0.96	†	0.97	0.95	‡
1500	†	†	0.97	0.96	†	0.96	0.94	‡
1750	†	†	0.97	0.96	†	‡	‡	‡
2000	†	0.97	0.97	0.96	0.97	0.95	0.93	‡
2250	†	0.97	0.97	0.96	‡	‡	‡	‡
2500	†	0.97	0.97	0.96	‡	‡	‡	‡
ALUMINUM CONDUCTORS								
4/0 to 1250	†	†	†	†	†	†	†	†
1500	†	†	†	0.97	†	†	0.97	‡
1750	†	†	0.97	0.96	†	‡	‡	‡
2000	†	†	0.97	0.96	†	0.97	0.96	‡
2250	†	†	0.97	0.96	‡	‡	‡	‡
2500	†	†	0.97	0.96	‡	‡	‡	‡

*See "Shield Eddy Current Loss" in Section F. 2.
†No significant derating for this construction.
‡Eddy current effects are significant, but the construction was not included in this study.

Copyright National Electrical Manufacturers Association
Provided by IHS under license with NEMA
No reproduction or networking permitted without license from IHS
Not for Resale

Copyright National Electrical Manufacturers Association
Provided by IHS under license with NEMA
No reproduction or networking permitted without license from IHS
Not for Resale

INSTALLATION CONFIGURATIONS

FIGURE - 1

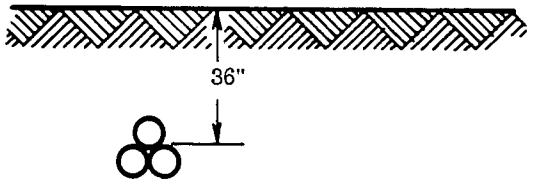

FIGURE -2

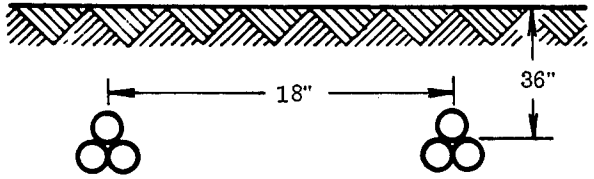

FIGURE - 3

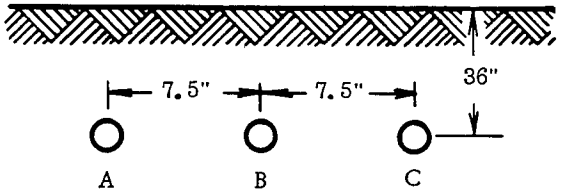

FIGURE - 4

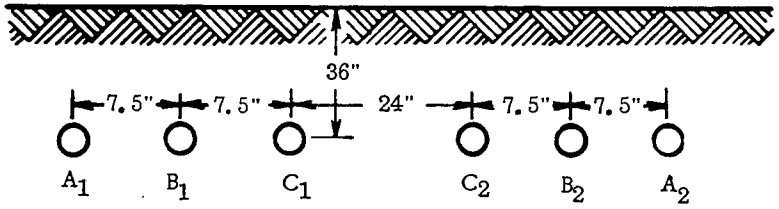

FIGURE - 5

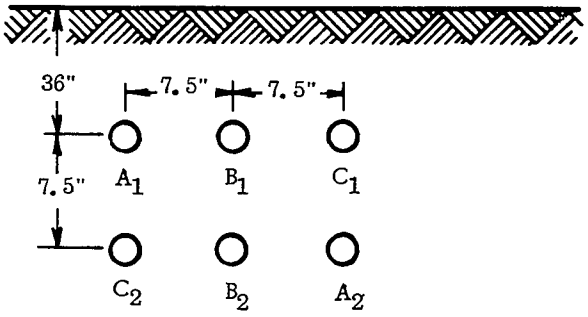

- PHASE ROTATION A,B,C -
(REFER TO SECTION-F)

WC 50-74
4702472 0007665 0

Copyright National Electrical Manufacturers Association
Provided by IHS under license with NEMA
No reproduction or networking permitted without license from IHS
Not for Resale

INSTALLATION CONFIGURATIONS

FIGURE - 6

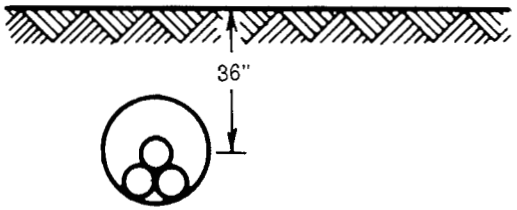

FIGURE - 7

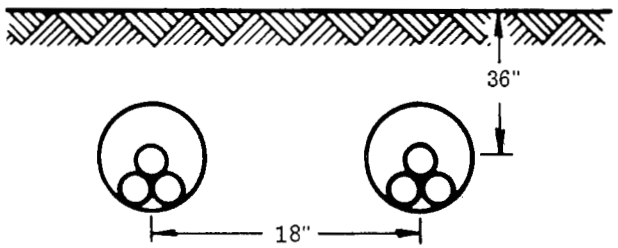

FIGURE - 8

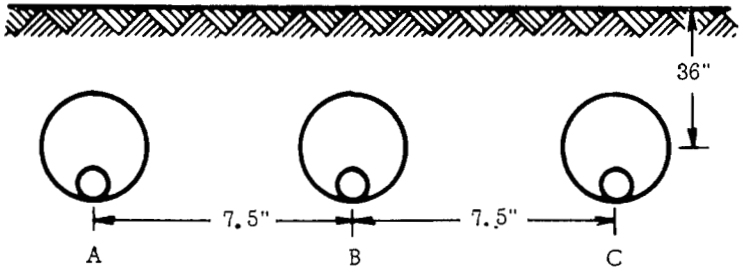

FIGURE - 9

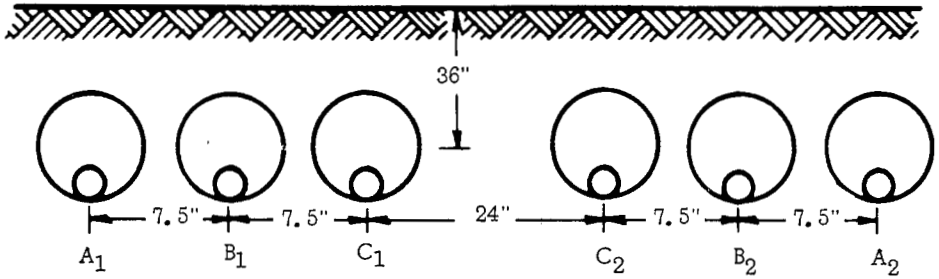

FIGURE-10

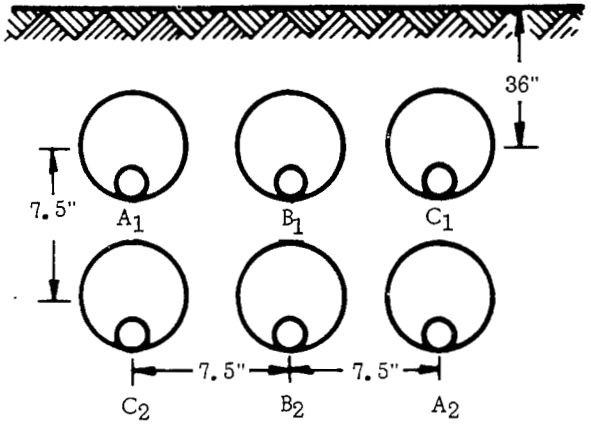

- PHASE ROTATION A,B,C -
(REFER TO SECTION-F)

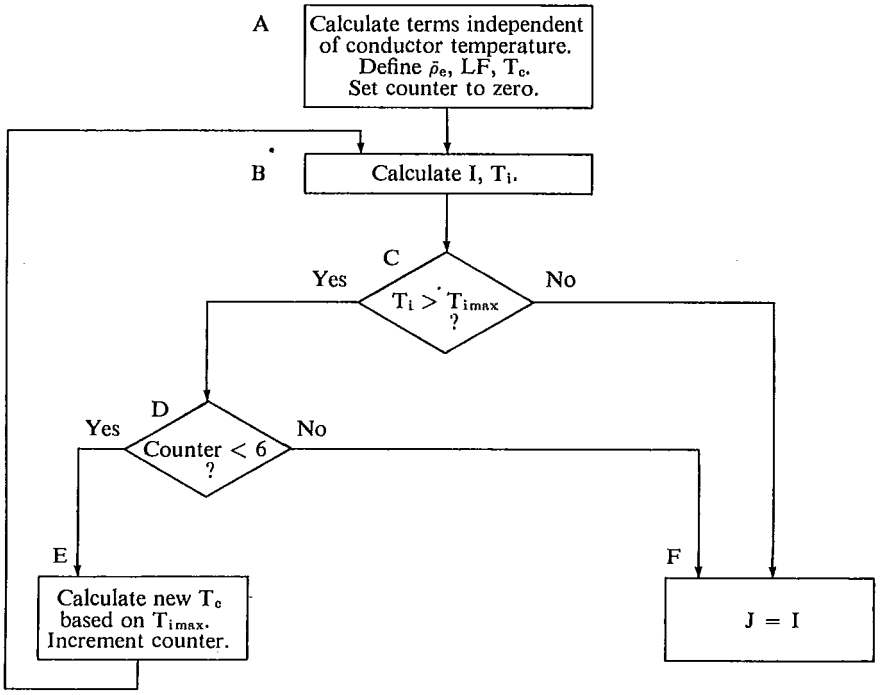

FIGURE 11
Flow Chart—Computation of Ampacity Based on Maximum Conductor and Earth Interface Temperatures—See Section F, par. F.5.

Copyright National Electrical Manufacturers Association
Provided by IHS under license with NEMA
No reproduction or networking permitted without license from IHS
Not for Resale

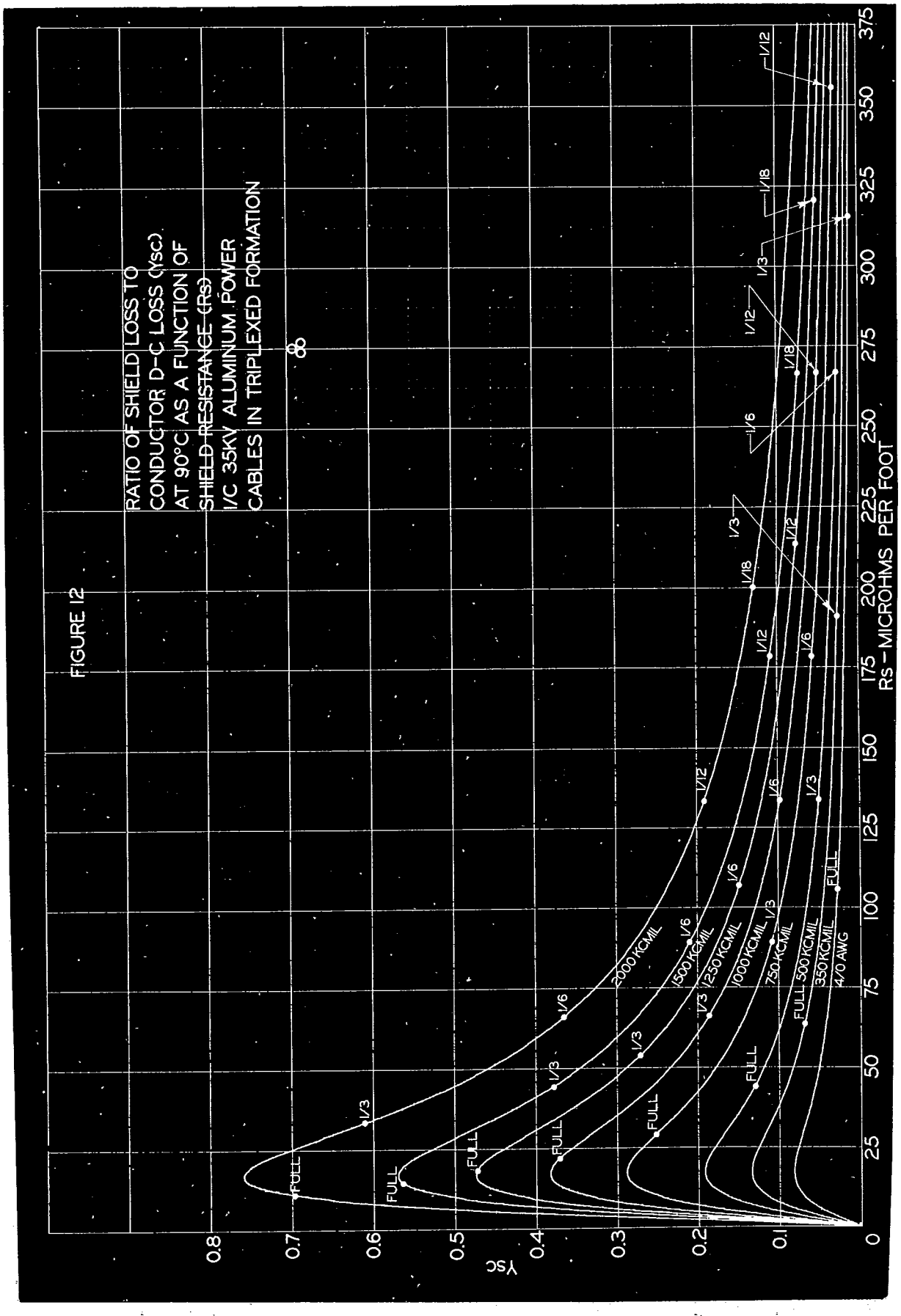

Copyright National Electrical Manufacturers Association
Provided by IHS under license with NEMA
No reproduction or networking permitted without license from IHS
Not for Resale

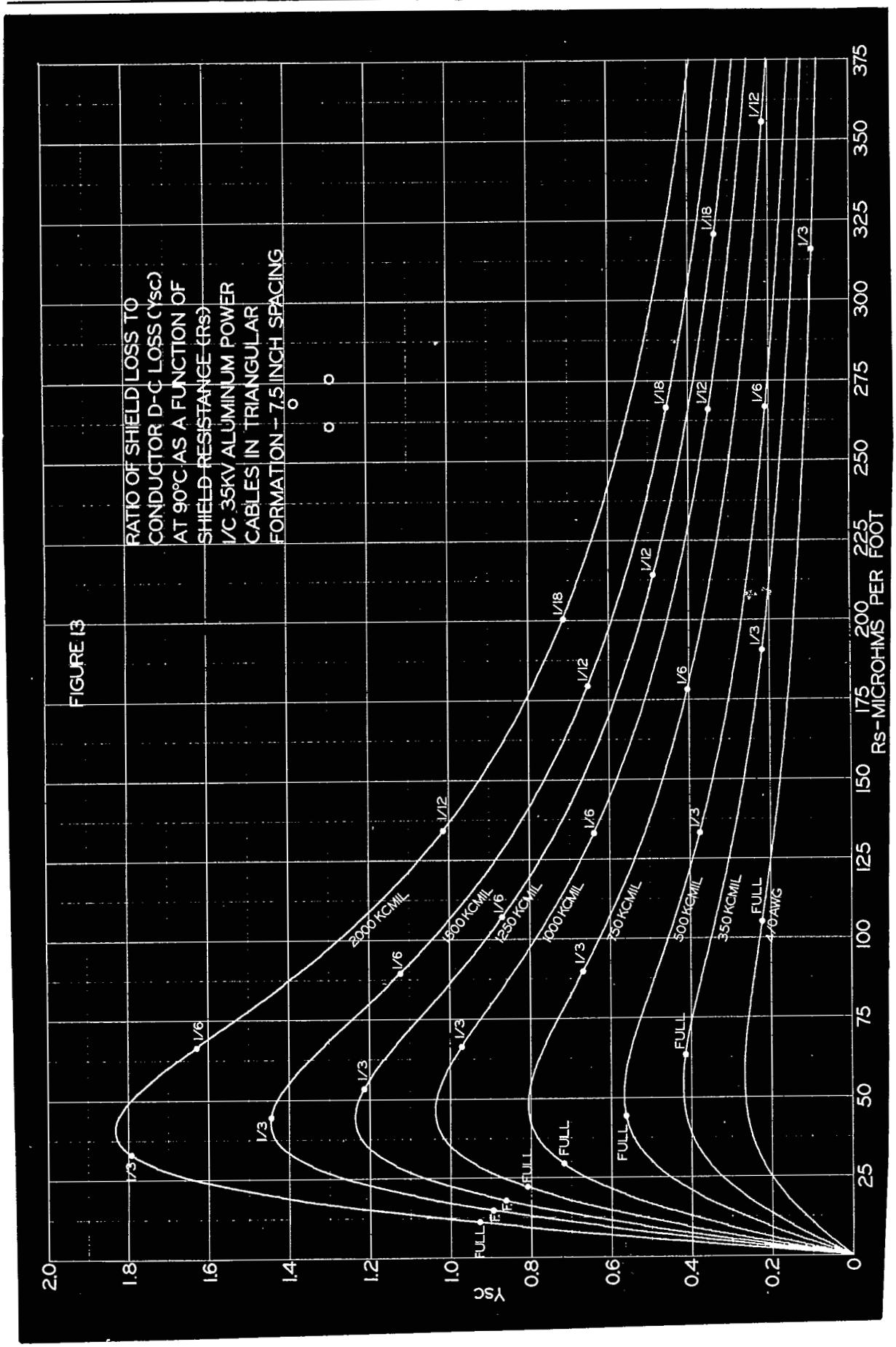

FIGURE 13

KCMIL = MCM

Copyright National Electrical Manufacturers Association
Provided by IHS under license with NEMA
No reproduction or networking permitted without license from IHS
Not for Resale

Copyright National Electrical Manufacturers Association
Provided by IHS under license with NEMA
No reproduction or networking permitted without license from IHS
Not for Resale

AMPACITY OF SINGLE CONDUCTOR SOLID DIELECTRIC POWER CABLE
INSTALLED DIRECT BURIED

SINGLE CIRCUIT
CONFIGURATION: TRIPLEXED (SEE FIGURE 1)

VOLTAGE: 15 KV
COPPER CONDUCTORS

SOIL RESISTIVITY: 90 RHO

EARTH AMBIENT TEMPERATURE: 25C

		75% LOAD FACTOR						100% LOAD FACTOR					
		MAXIMUM CONDUCTOR TEMPERATURE				MAXIMUM EARTH INTERFACE TEMPERATURE		MAXIMUM CONDUCTOR TEMPERATURE				MAXIMUM EARTH INTERFACE TEMPERATURE	
		75C		90C		(50C)	(60C)	75C		90C		(50C)	(60C)
COND SIZE	SHIELD RESISTANCE MICROHMS/FT 25C	AMPS	(*)	AMPS	(*)	AMPS	AMPS	AMPS	(*)	AMPS	(*)	AMPS	AMPS
4/0	918.	371	64C	413	76C	(305)	(353)	331	66C	368	78C	(265)	(307)
4/0	612.	371	64C	413	76C	(304)	(353)	330	66C	368	79C	(265)	(307)
4/0	306.(1/6 NEUT)	370	64C	412	76C	(303)	(351)	329	66C	367	79C	(264)	(306)
4/0	153.(1/3 NEUT)	368	64C	410	76C	(301)	(349)	327	66C	365	79C	(261)	(304)
350	555.	489	65C	545	77C	(398)	(462)	433	67C	482	79C	(344)	(399)
350	370.	488	65C	544	77C	(396)	(460)	431	67C	481	79C	(342)	(398)
350	185.(1/6 NEUT)	484	65C	540	77C	(392)	(456)	428	67C	478	80C	(339)	(394)
350	92.(1/3 NEUT)	477	65C	533	77C	(385)	(448)	422	67C	471	80C	(333)	(387)
500	388.	591	65C	660	78C	(475)	(552)	520	68C	580	80C	(408)	(475)
500	259.	588	66C	657	78C	(472)	(548)	517	68C	577	80C	(406)	(472)
500	129.(1/6 NEUT)	580	66C	648	78C	(463)	(539)	509	68C	570	81C	(398)	(464)
500	65.(1/3 NEUT)	565	66C	633	79C	(447)	(522)	496	68C	556	81C	(385)	(449)
750	259.	720	67C	806	79C	(570)	(664)	629	68C	704	82C	(487)	(568)
750	173.	713	67C	799	79C	(562)	(656)	622	69C	697	82C	(481)	(561)
750	86.(1/6 NEUT)	693	67C	778	80C	(542)	(633)	604	69C	678	82C	(463)	(542)
750	43.(1/3 NEUT)	662	68C	745	81C	(512)	(600)	576	69C	649	83C	(437)	(513)
1000	388.	832	67C	932	79C	(656)	(766)	722	68C	809	82C	(558)	(651)
1000	259.	824	67C	925	79C	(649)	(758)	715	69C	802	82C	(551)	(644)
1000	129.	804	67C	903	80C	(628)	(735)	696	69C	783	82C	(533)	(624)
1000	65.(1/6 NEUT)	769	68C	867	81C	(594)	(697)	665	69C	750	83C	(504)	(592)
1250	311.	909	67C	1021	79C	(715)	(836)	786	69C	883	82C	(604)	(707)
1250	207.	898	67C	1009	79C	(703)	(824)	775	69C	872	82C	(595)	(696)
1250	104.	867	67C	977	80C	(672)	(789)	748	69C	843	82C	(568)	(667)
1250	52.(1/6 NEUT)	819	68C	926	81C	(626)	(737)	704	70C	797	83C	(529)	(623)
1500	259.	970	67C	1091	80C	(756)	(886)	834	69C	939	82C	(637)	(747)
1500	173.	954	67C	1075	80C	(740)	(869)	820	69C	924	83C	(624)	(732)
1500	86.	912	68C	1030	81C	(700)	(823)	783	70C	885	83C	(589)	(693)
1500	43.(1/6 NEUT)	851	69C	965	82C	(644)	(760)	729	70C	826	84C	(542)	(639)
2000	194.	1059	68C	1195	81C	(815)	(958)	905	70C	1021	83C	(683)	(802)
2000	129.	1033	68C	1168	81C	(791)	(930)	882	70C	997	83C	(662)	(779)
2000	65.	970	69C	1100	82C	(732)	(864)	826	70C	937	84C	(613)	(723)
2000	32.(1/6 NEUT)	892	70C	1014	83C	(665)	(786)	757	71C	861	85C	(556)	(658)

(*) CORRESPONDING EARTH INTERFACE TEMPERATURE - DEGREES C

IC 50-76
4702047 0007670 4

Copyright National Electrical Manufacturers Association
Provided by IHS under license with NEMA
No reproduction or networking permitted without license from IHS
Not for Resale

AMPACITY OF SINGLE CONDUCTOR SOLID DIELECTRIC POWER CABLE
INSTALLED DIRECT BURIED

SINGLE CIRCUIT
CONFIGURATION: TRIPLEXED (SEE FIGURE 1)

VOLTAGE: 15 KV
COPPER CONDUCTORS

SOIL RESISTIVITY: 120 RHO

EARTH AMBIENT TEMPERATURE: 25C

COND SIZE	SHIELD RESISTANCE MICROHMS/FT. 25C	75% LOAD FACTOR: MAXIMUM CONDUCTOR TEMPERATURE 75C AMPS	(*)	90C AMPS	(*)	MAXIMUM EARTH INTERFACE TEMPERATURE (50C) AMPS	(60C) AMPS	100% LOAD FACTOR: MAXIMUM CONDUCTOR TEMPERATURE 75C AMPS	(*)	90C AMPS	(*)	MAXIMUM EARTH INTERFACE TEMPERATURE (50C) AMPS	(60C) AMPS
4/0	918.	330	66C	368	79C	(265)	(307)	293	68C	326	81C	(230)	(267)
4/0	612.	330	66C	368	79C	(264)	(307)	292	68C	326	81C	(230)	(267)
4/0	306.(1/6 NEUT)	329	66C	367	79C	(263)	(305)	291	68C	325	81C	(229)	(266)
4/0	153.(1/3 NEUT)	327	66C	365	79C	(261)	(303)	290	68C	323	81C	(227)	(264)
350	555.	434	67C	484	79C	(345)	(401)	382	68C	426	82C	(298)	(346)
350	370.	433	67C	483	79C	(344)	(400)	381	68C	425	82C	(297)	(345)
350	185.(1/6 NEUT)	430	67C	480	79C	(341)	(396)	378	69C	422	82C	(294)	(342)
350	92.(1/3 NEUT)	424	67C	473	80C	(334)	(389)	372	69C	416	82C	(288)	(336)
500	388.	524	67C	584	80C	(412)	(479)	458	69C	511	82C	(354)	(412)
500	259.	521	67C	582	80C	(409)	(476)	456	69C	509	82C	(352)	(410)
500	129.(1/6 NEUT)	513	68C	574	81C	(401)	(468)	449	69C	502	83C	(345)	(402)
500	65.(1/3 NEUT)	500	68C	560	81C	(388)	(453)	436	70C	489	83C	(333)	(389)
750	259.	637	68C	713	81C	(494)	(576)	553	70C	619	83C	(422)	(493)
750	173.	630	68C	706	82C	(487)	(569)	547	70C	613	84C	(417)	(487)
750	86.(1/6 NEUT)	611	69C	687	82C	(469)	(549)	530	70C	596	84C	(401)	(470)
750	43.(1/3 NEUT)	583	69C	657	83C	(443)	(520)	505	71C	569	84C	(379)	(445)
1000	388.	735	68C	824	81C	(569)	(665)	635	70C	711	83C	(483)	(565)
1000	259.	728	68C	817	82C	(562)	(657)	629	70C	705	84C	(478)	(558)
1000	129.	709	69C	797	82C	(544)	(637)	612	70C	688	84C	(462)	(541)
1000	65.(1/6 NEUT)	678	69C	764	83C	(514)	(604)	584	71C	658	84C	(437)	(513)
1250	311.	803	68C	903	81C	(620)	(725)	691	70C	776	84C	(524)	(613)
1250	207.	793	68C	892	82C	(610)	(714)	681	70C	766	84C	(515)	(604)
1250	104.	765	69C	862	82C	(583)	(684)	656	70C	740	84C	(492)	(578)
1250	52.(1/6 NEUT)	721	70C	815	83C	(542)	(639)	617	71C	698	85C	(458)	(540)
1500	259.	856	69C	963	82C	(655)	(768)	733	70C	825	84C	(552)	(647)
1500	173.	841	69C	948	82C	(642)	(753)	720	70C	811	84C	(540)	(634)
1500	86.	803	69C	908	83C	(606)	(713)	686	71C	776	85C	(510)	(601)
1500	43.(1/6 NEUT)	748	70C	848	84C	(558)	(658)	638	71C	723	85C	(469)	(554)
2000	194.	933	69C	1053	83C	(706)	(830)	793	71C	895	85C	(591)	(695)
2000	129.	909	70C	1028	83C	(685)	(806)	773	71C	874	85C	(573)	(675)
2000	65.	852	70C	967	84C	(634)	(748)	723	71C	820	85C	(531)	(626)
2000	32.(1/6 NEUT)	782	71C	889	85C	(576)	(680)	662	72C	752	86C	(482)	(569)

(*) CORRESPONDING EARTH INTERFACE TEMPERATURE – DEGREES C

WC 50-76
4720247 0007214 6

Copyright National Electrical Manufacturers Association
Provided by IHS under license with NEMA
No reproduction or networking permitted without license from IHS
Not for Resale

AMPACITY OF SINGLE CONDUCTOR SOLID DIELECTRIC POWER CABLE
INSTALLED DIRECT BURIED

SINGLE CIRCUIT
CONFIGURATION: TRIPLEXED (SEE FIGURE 1)

VOLTAGE: 15 KV
ALUMINUM CONDUCTORS

SOIL RESISTIVITY: 90 RHO

EARTH AMBIENT TEMPERATURE: 25C

COND SIZE	SHIELD RESISTANCE MICROHMS/FT. 25C	75% LOAD FACTOR						100% LOAD FACTOR					
		MAXIMUM CONDUCTOR TEMPERATURE 75C		90C		MAXIMUM EARTH INTERFACE TEMPERATURE (50C)	(60C)	MAXIMUM CONDUCTOR TEMPERATURE 75C		90C		MAXIMUM EARTH INTERFACE TEMPERATURE (50C)	(60C)
		AMPS	(*)	AMPS	(*)	AMPS	AMPS	AMPS	(*)	AMPS	(*)	AMPS	AMPS
4/0	1505.	289	63C	322	75C	(239)	(277)	258	66C	287	78C	(208)	(241)
4/0	1003.	289	63C	322	75C	(239)	(277)	258	66C	287	78C	(208)	(241)
4/0	502.(1/6 NEUT)	289	63C	322	75C	(239)	(276)	258	66C	287	78C	(207)	(240)
4/0	251.(1/3 NEUT)	288	63C	321	75C	(238)	(276)	257	66C	286	78C	(207)	(240)
350	910.	383	64C	427	76C	(314)	(364)	339	66C	378	79C	(271)	(315)
350	607.	383	64C	427	76C	(314)	(364)	339	66C	378	79C	(271)	(314)
350	303.(1/6 NEUT)	382	64C	426	76C	(313)	(362)	338	66C	377	79C	(270)	(313)
350	152.(1/3 NEUT)	380	64C	423	76C	(310)	(360)	336	66C	375	79C	(268)	(311)
500	637.	468	65C	521	77C	(379)	(440)	412	67C	459	80C	(326)	(379)
500	425.	467	65C	520	77C	(378)	(439)	411	67C	458	80C	(325)	(378)
500	212.(1/6 NEUT)	464	65C	518	77C	(375)	(436)	409	67C	456	80C	(323)	(375)
500	106.(1/3 NEUT)	459	65C	513	77C	(370)	(430)	404	67C	451	80C	(318)	(370)
750	425.	583	66C	650	78C	(466)	(542)	509	68C	568	81C	(399)	(464)
750	283.	580	66C	648	78C	(464)	(539)	507	68C	566	81C	(396)	(461)
750	142.(1/6 NEUT)	573	66C	641	79C	(456)	(531)	501	68C	559	81C	(390)	(454)
750	71.(1/3 NEUT)	561	67C	628	79C	(443)	(517)	489	68C	548	82C	(379)	(442)
1000	637.	681	66C	761	78C	(544)	(633)	592	68C	661	81C	(462)	(538)
1000	425.	679	66C	758	79C	(542)	(630)	590	68C	659	81C	(460)	(536)
1000	212.	672	66C	751	79C	(534)	(622)	583	68C	652	81C	(454)	(528)
1000	106.(1/6 NEUT)	658	67C	737	79C	(520)	(606)	571	69C	639	82C	(441)	(515)
1250	509.	760	66C	850	79C	(604)	(703)	657	68C	735	82C	(511)	(595)
1250	340.	756	66C	846	79C	(599)	(698)	654	68C	731	82C	(507)	(591)
1250	170.	744	67C	834	79C	(587)	(685)	643	69C	720	82C	(496)	(580)
1250	85.(1/6 NEUT)	723	67C	812	80C	(565)	(661)	624	69C	700	82C	(478)	(559)
1500	425.	826	67C	926	79C	(652)	(760)	712	69C	797	82C	(549)	(641)
1500	283.	820	67C	919	80C	(645)	(753)	706	69C	792	82C	(544)	(635)
1500	142.	803	67C	901	80C	(628)	(734)	691	69C	775	82C	(529)	(619)
1500	71.(1/6 NEUT)	773	68C	870	81C	(598)	(701)	664	69C	747	83C	(504)	(591)
2000	318.	930	67C	1045	80C	(725)	(847)	795	69C	894	83C	(607)	(711)
2000	212.	919	68C	1033	80C	(714)	(835)	786	69C	883	83C	(598)	(700)
2000	106.	889	68C	1002	81C	(684)	(803)	759	70C	855	83C	(573)	(673)
2000	53.(1/6 NEUT)	841	69C	951	82C	(640)	(753)	717	70C	810	84C	(536)	(630)

(*) CORRESPONDING EARTH INTERFACE TEMPERATURE - DEGREES C

IEC 60-76
4702472 0007672 8

Copyright National Electrical Manufacturers Association
Provided by IHS under license with NEMA
No reproduction or networking permitted without license from IHS
Not for Resale

AMPACITY OF SINGLE CONDUCTOR SOLID DIELECTRIC POWER CABLE
INSTALLED DIRECT BURIED

SINGLE CIRCUIT
CONFIGURATION: TRIPLEXED (SEE FIGURE 1)

VOLTAGE: 15 KV
ALUMINUM CONDUCTORS

SOIL RESISTIVITY: 120 RHO

EARTH AMBIENT TEMPERATURE: 25C

		75% LOAD FACTOR						100% LOAD FACTOR					
		MAXIMUM CONDUCTOR TEMPERATURE				MAXIMUM EARTH INTERFACE TEMPERATURE		MAXIMUM CONDUCTOR TEMPERATURE				MAXIMUM EARTH INTERFACE TEMPERATURE	
	SHIELD RESISTANCE	75C		90C		(50C)	(60C)	75C		90C		(50C)	(60C)
COND SIZE	MICROHMS/FT. 25C	AMPS	(*)	AMPS	(*)	AMPS	AMPS	AMPS	(*)	AMPS	(*)	AMPS	AMPS
4/0	1505.	258	66C	287	78C	(208)	(241)	228	68C	254	80C	(180)	(209)
4/0	1003.	258	66C	287	78C	(208)	(241)	228	68C	254	80C	(180)	(209)
4/0	502.(1/6 NEUT)	257	66C	287	78C	(207)	(240)	228	68C	254	80C	(180)	(209)
4/0	251.(1/3 NEUT)	257	66C	286	78C	(207)	(240)	228	68C	253	80C	(179)	(208)
350	910.	341	66C	380	79C	(273)	(316)	300	68C	334	81C	(235)	(273)
350	607.	341	66C	379	79C	(272)	(316)	300	68C	334	81C	(235)	(273)
350	303.(1/6 NEUT)	340	66C	378	79C	(271)	(315)	299	68C	333	81C	(234)	(272)
350	152.(1/3 NEUT)	338	66C	376	79C	(269)	(313)	297	68C	331	81C	(232)	(270)
500	637.	415	67C	462	80C	(329)	(382)	363	69C	405	82C	(283)	(329)
500	425.	414	67C	462	80C	(328)	(381)	363	69C	404	82C	(282)	(328)
500	212.(1/6 NEUT)	412	67C	459	80C	(326)	(378)	360	69C	402	82C	(280)	(325)
500	106.(1/3 NEUT)	407	67C	455	80C	(321)	(373)	356	69C	398	82C	(276)	(321)
750	425.	516	68C	575	81C	(405)	(470)	448	69C	500	83C	(346)	(402)
750	283.	514	68C	573	81C	(402)	(468)	446	69C	498	83C	(344)	(400)
750	142.(1/6 NEUT)	507	68C	567	81C	(396)	(461)	441	70C	492	83C	(338)	(394)
750	71.(1/3 NEUT)	496	68C	555	81C	(385)	(449)	430	70C	482	83C	(328)	(383)
1000	637.	603	68C	673	81C	(472)	(549)	521	70C	582	83C	(401)	(467)
1000	425.	601	68C	671	81C	(470)	(547)	519	70C	580	83C	(399)	(465)
1000	212.	594	68C	664	81C	(463)	(540)	513	70C	574	83C	(393)	(458)
1000	106.(1/6 NEUT)	582	68C	651	81C	(451)	(526)	502	70C	562	83C	(383)	(447)
1250	509.	672	68C	752	81C	(524)	(610)	578	70C	647	83C	(443)	(516)
1250	340.	668	68C	748	81C	(520)	(606)	575	70C	643	83C	(440)	(513)
1250	170.	658	68C	737	81C	(509)	(594)	565	70C	633	84C	(430)	(503)
1250	85.(1/6 NEUT)	638	69C	716	82C	(490)	(574)	548	70C	615	84C	(414)	(485)
1500	425.	730	68C	818	82C	(565)	(659)	625	70C	701	84C	(476)	(556)
1500	283.	724	69C	812	82C	(560)	(653)	621	70C	695	84C	(471)	(551)
1500	142.	708	69C	795	82C	(544)	(636)	606	70C	681	84C	(458)	(536)
1500	71.(1/6 NEUT)	681	69C	767	83C	(518)	(608)	582	71C	655	84C	(436)	(512)
2000	318.	820	69C	921	82C	(628)	(735)	698	71C	784	84C	(526)	(616)
2000	212.	810	69C	911	82C	(619)	(724)	689	71C	775	84C	(518)	(607)
2000	106.	783	69C	882	83C	(593)	(696)	665	71C	750	85C	(497)	(583)
2000	53.(1/6 NEUT)	739	70C	836	84C	(554)	(652)	627	71C	709	85C	(464)	(546)

(*) CORRESPONDING EARTH INTERFACE TEMPERATURE - DEGREES C

WC 50-26
6470247 0007623 T

Copyright National Electrical Manufacturers Association
Provided by IHS under license with NEMA
No reproduction or networking permitted without license from IHS
Not for Resale

AMPACITY OF SINGLE CONDUCTOR SOLID DIELECTRIC POWER CABLE
INSTALLED DIRECT BURIED

SINGLE CIRCUIT
CONFIGURATION: TRIPLEXED (SEE FIGURE 1)

VOLTAGE: 35 KV
COPPER CONDUCTORS

SOIL RESISTIVITY: 90 RHO

EARTH AMBIENT TEMPERATURE: 25C

		75% LOAD FACTOR						100% LOAD FACTOR					
		MAXIMUM CONDUCTOR TEMPERATURE				MAXIMUM EARTH INTERFACE TEMPERATURE		MAXIMUM CONDUCTOR TEMPERATURE				MAXIMUM EARTH INTERFACE TEMPERATURE	
	SHIELD RESISTANCE	75C		90C		(50C)	(60C)	75C		90C		(50C)	(60C)
COND SIZE	MICROHMS/FT. 25C	AMPS	(*)	AMPS	(*)	AMPS	AMPS	AMPS	(*)	AMPS	(*)	AMPS	AMPS
4/0	918.	363	59C	404	69C	(317)	(366)**	325	62C	362	73C	(273)	(316)
4/0	612.	363	59C	404	69C	(316)	(366)**	325	62C	362	73C	(273)	(316)
4/0	306.(1/6 NEUT)	362	59C	403	69C	(315)	(365)**	324	62C	361	73C	(272)	(315)
4/0	153.(1/3 NEUT)	360	59C	401	69C	(313)	(362)**	322	62C	359	73C	(270)	(312)
350	555.	481	60C	536	71C	(412)	(476)	427	63C	476	75C	(353)	(409)
350	370.	480	60C	535	71C	(410)	(475)	426	63C	475	75C	(351)	(408)
350	185.(1/6 NEUT)	477	61C	532	71C	(406)	(471)	423	63C	472	75C	(348)	(404)
350	92.(1/3 NEUT)	471	61C	526	72C	(399)	(463)	418	64C	467	75C	(342)	(397)
500	388.	582	61C	650	72C	(493)	(572)	514	64C	574	76C	(421)	(489)
500	259.	580	61C	647	72C	(490)	(569)	512	64C	572	76C	(418)	(486)
500	129.(1/6 NEUT)	573	61C	640	72C	(482)	(560)	505	64C	565	76C	(410)	(477)
500	65.(1/3 NEUT)	560	62C	627	73C	(466)	(543)	493	65C	552	77C	(397)	(463)
750	259.	715	62C	800	74C	(594)	(691)	627	65C	701	77C	(504)	(587)
750	173.	709	63C	793	74C	(587)	(683)	620	65C	695	78C	(497)	(579)
750	86.(1/6 NEUT)	691	63C	775	75C	(566)	(661)	604	66C	677	78C	(479)	(560)
750	43.(1/3 NEUT)	663	64C	745	76C	(535)	(627)	578	67C	650	79C	(453)	(531)
1000	388.	829	63C	928	74C	(683)	(795)	722	66C	809	78C	(576)	(671)
1000	259.	822	63C	922	75C	(675)	(787)	716	66C	802	78C	(569)	(664)
1000	129.	803	64C	902	75C	(653)	(764)	698	66C	784	79C	(551)	(644)
1000	65.(1/6 NEUT)	771	64C	868	76C	(618)	(725)	669	67C	753	80C	(521)	(611)
1250	311.	910	63C	1022	75C	(745)	(870)	789	66C	886	78C	(625)	(731)
1250	207.	900	63C	1011	75C	(733)	(857)	779	66C	876	79C	(615)	(719)
1250	104.	871	64C	981	76C	(701)	(822)	753	67C	848	79C	(588)	(689)
1250	52.(1/6 NEUT)	825	65C	932	77C	(653)	(768)	711	68C	803	80C	(547)	(644)
1500	259.	975	64C	1096	76C	(790)	(924)	841	67C	946	79C	(660)	(773)
1500	173.	960	64C	1081	76C	(773)	(906)	828	67C	932	79C	(646)	(758)
1500	86.	920	65C	1039	77C	(731)	(859)	791	67C	893	80C	(610)	(718)
1500	43.(1/6 NEUT)	862	66C	976	78C	(672)	(792)	738	68C	836	81C	(561)	(661)
2000	194.	1071	65C	1208	77C	(853)	(1002)	917	67C	1034	80C	(709)	(833)
2000	129.	1046	65C	1181	77C	(827)	(973)	894	68C	1011	81C	(687)	(809)
2000	65.	984	66C	1116	79C	(765)	(902)	839	69C	951	82C	(635)	(750)
2000	32.(1/6 NEUT)	907	68C	1031	80C	(693)	(819)	770	69C	875	83C	(576)	(680)

(*) CORRESPONDING EARTH INTERFACE TEMPERATURE - DEGREES C

** CONDUCTOR TEMPERATURE EXCEEDS 75C

WC 50-76
4702470 0007674 1

Copyright National Electrical Manufacturers Association
Provided by IHS under license with NEMA
No reproduction or networking permitted without license from IHS
Not for Resale

AMPACITY OF SINGLE CONDUCTOR SOLID DIELECTRIC POWER CABLE
INSTALLED DIRECT BURIED

SINGLE CIRCUIT
CONFIGURATION: TRIPLEXED (SEE FIGURE 1)

VOLTAGE: 35 KV
COPPER CONDUCTORS

SOIL RESISTIVITY: 120 RHO

EARTH AMBIENT TEMPERATURE: 25C

COND SIZE	SHIELD RESISTANCE MICROHMS/FT. 25C	75% LOAD FACTOR						100% LOAD FACTOR					
		MAXIMUM CONDUCTOR TEMPERATURE				MAXIMUM EARTH INTERFACE TEMPERATURE		MAXIMUM CONDUCTOR TEMPERATURE				MAXIMUM EARTH INTERFACE TEMPERATURE	
		75C		90C		(50C)	(60C)	75C		90C		(50C)	(60C)
		AMPS	(*)	AMPS	(*)	AMPS	AMPS	AMPS	(*)	AMPS	(*)	AMPS	AMPS
4/0	918.	327	62C	365	73C	(276)	(319)	291	64C	324	76C	(237)	(275)
4/0	612.	327	62C	364	73C	(275)	(319)	290	64C	323	76C	(237)	(275)
4/0	306.(1/6 NEUT)	326	62C	364	73C	(274)	(318)	290	64C	323	76C	(236)	(274)
4/0	153.(1/3 NEUT)	325	62C	362	73C	(272)	(316)	288	65C	321	77C	(234)	(272)
350	555.	432	63C	482	75C	(358)	(415)	381	66C	424	78C	(306)	(355)
350	370.	431	63C	481	75C	(357)	(413)	380	66C	423	78C	(305)	(354)
350	185.(1/6 NEUT)	428	63C	478	75C	(353)	(410)	377	66C	421	78C	(302)	(351)
350	92.(1/3 NEUT)	423	64C	472	75C	(347)	(403)	372	66C	415	78C	(297)	(345)
500	388.	522	64C	583	75C	(429)	(498)	458	66C	511	79C	(365)	(424)
500	259.	520	64C	580	75C	(426)	(495)	455	66C	508	79C	(363)	(422)
500	129.(1/6 NEUT)	513	64C	573	76C	(418)	(487)	449	66C	502	79C	(356)	(415)
500	65.(1/3 NEUT)	501	64C	561	76C	(405)	(472)	438	67C	490	79C	(344)	(402)
750	259.	639	65C	715	77C	(516)	(601)	556	67C	622	80C	(437)	(509)
750	173.	633	65C	708	77C	(509)	(593)	550	67C	616	80C	(431)	(503)
750	86.(1/6 NEUT)	616	65C	691	78C	(491)	(574)	534	68C	600	81C	(415)	(486)
750	43.(1/3 NEUT)	590	66C	663	79C	(464)	(544)	511	68C	574	81C	(393)	(460)
1000	388.	740	65C	828	77C	(592)	(691)	639	68C	716	81C	(499)	(583)
1000	259.	733	65C	822	78C	(586)	(683)	634	68C	710	81C	(493)	(576)
1000	129.	715	66C	803	78C	(567)	(663)	617	68C	694	81C	(477)	(559)
1000	65.(1/6 NEUT)	685	67C	772	79C	(536)	(629)	590	69C	665	82C	(451)	(530)
1250	311.	812	66C	911	78C	(646)	(755)	698	68C	784	81C	(542)	(634)
1250	207.	802	66C	901	78C	(636)	(744)	689	68C	775	81C	(533)	(624)
1250	104.	775	66C	872	79C	(608)	(713)	665	68C	749	82C	(509)	(598)
1250	52.(1/6 NEUT)	732	67C	827	80C	(566)	(666)	626	69C	708	82C	(474)	(558)
1500	259.	868	66C	976	78C	(685)	(802)	743	68C	836	81C	(572)	(671)
1500	173.	854	66C	961	79C	(670)	(786)	731	68C	823	82C	(560)	(657)
1500	86.	816	67C	922	80C	(633)	(744)	697	69C	788	82C	(529)	(622)
1500	43.(1/6 NEUT)	762	68C	864	81C	(582)	(686)	649	70C	736	83C	(486)	(573)
2000	194.	950	67C	1072	80C	(740)	(868)	808	69C	912	82C	(615)	(722)
2000	129.	927	67C	1048	80C	(717)	(843)	788	69C	890	83C	(595)	(701)
2000	65.	870	68C	987	81C	(662)	(782)	737	70C	836	83C	(550)	(649)
2000	32.(1/6 NEUT)	800	69C	909	82C	(600)	(709)	675	71C	768	84C	(498)	(589)

(*) CORRESPONDING EARTH INTERFACE TEMPERATURE - DEGREES C

IC 50-76
6470247 0007675 3

Copyright National Electrical Manufacturers Association
Provided by IHS under license with NEMA
No reproduction or networking permitted without license from IHS
Not for Resale

AMPACITY OF SINGLE CONDUCTOR SOLID DIELECTRIC POWER CABLE
INSTALLED DIRECT BURIED

SINGLE CIRCUIT
CONFIGURATION: TRIPLEXED (SEE FIGURE 1)

VOLTAGE: 35 KV
ALUMINUM CONDUCTORS

SOIL RESISTIVITY: 90 RHO

EARTH AMBIENT TEMPERATURE: 25C

		75% LOAD FACTOR						100% LOAD FACTOR					
		MAXIMUM CONDUCTOR TEMPERATURE				MAXIMUM EARTH INTERFACE TEMPERATURE		MAXIMUM CONDUCTOR TEMPERATURE				MAXIMUM EARTH INTERFACE TEMPERATURE	
	SHIELD RESISTANCE	75C		90C		(50C)	(60C)	75C		90C		(50C)	(60C)
COND SIZE	MICROHMS/FT. 25C	AMPS	(*)	AMPS	(*)	AMPS	AMPS	AMPS	(*)	AMPS	(*)	AMPS	AMPS
4/0	1505.	283	58C	315	69C	(248)	(287)**	253	62C	282	73C	(214)	(247)
4/0	1003.	283	58C	315	69C	(248)	(287)**	253	62C	282	73C	(214)	(247)
4/0	502.(1/6 NEUT)	283	58C	315	69C	(248)	(286)**	253	62C	282	73C	(213)	(247)
4/0	251.(1/3 NEUT)	282	58C	314	69C	(247)	(286)**	253	62C	281	73C	(213)	(246)
350	910.	377	60C	420	70C	(324)	(375)	335	63C	373	74C	(278)	(322)
350	607.	376	60C	419	71C	(324)	(375)	335	63C	373	74C	(278)	(321)
350	303.(1/6 NEUT)	376	60C	418	71C	(323)	(373)	334	63C	372	75C	(277)	(320)
350	152.(1/3 NEUT)	374	60C	416	71C	(321)	(371)	332	63C	370	75C	(275)	(318)
500	637.	460	61C	512	71C	(393)	(454)	406	64C	453	75C	(335)	(388)
500	425.	459	61C	511	71C	(392)	(453)	406	64C	452	75C	(334)	(387)
500	212.(1/6 NEUT)	457	61C	509	72C	(389)	(450)	404	64C	450	75C	(331)	(384)
500	106.(1/3 NEUT)	453	61C	505	72C	(384)	(445)	400	64C	446	76C	(327)	(379)
750	425.	575	62C	641	73C	(483)	(560)	504	65C	562	77C	(409)	(475)
750	283.	573	62C	639	73C	(481)	(557)	502	65C	560	77C	(407)	(473)
750	142.(1/6 NEUT)	567	62C	633	73C	(473)	(550)	497	65C	555	77C	(401)	(466)
750	71.(1/3 NEUT)	556	63C	622	74C	(460)	(536)	486	65C	544	78C	(390)	(454)
1000	637.	675	62C	753	74C	(562)	(652)	588	65C	657	78C	(474)	(551)
1000	425.	672	62C	751	74C	(559)	(649)	586	65C	654	78C	(472)	(548)
1000	212.	666	63C	744	74C	(552)	(641)	580	66C	648	78C	(465)	(541)
1000	106.(1/6 NEUT)	654	63C	732	75C	(538)	(626)	569	66C	637	78C	(453)	(528)
1250	509.	755	63C	844	74C	(624)	(726)	655	66C	732	78C	(524)	(610)
1250	340.	751	63C	840	74C	(620)	(721)	652	66C	729	78C	(520)	(606)
1250	170.	741	63C	829	75C	(607)	(708)	642	66C	719	79C	(510)	(594)
1250	85.(1/6 NEUT)	721	64C	809	76C	(585)	(684)	624	67C	700	79C	(491)	(574)
1500	425.	824	63C	922	75C	(675)	(786)	712	66C	797	79C	(565)	(659)
1500	283.	818	64C	916	75C	(669)	(779)	707	66C	791	79C	(560)	(653)
1500	142.	802	64C	899	76C	(651)	(760)	692	67C	776	79C	(544)	(636)
1500	71.(1/6 NEUT)	774	65C	870	77C	(620)	(726)	666	67C	749	80C	(518)	(607)
2000	318.	932	64C	1046	76C	(753)	(880)	800	67C	898	80C	(627)	(733)
2000	212.	922	64C	1035	76C	(742)	(868)	790	67C	888	80C	(617)	(722)
2000	106.	893	65C	1006	77C	(711)	(834)	764	68C	861	80C	(591)	(694)
2000	53.(1/6 NEUT)	848	66C	957	78C	(665)	(782)	723	68C	817	81C	(552)	(650)

(*) CORRESPONDING EARTH INTERFACE TEMPERATURE – DEGREES C

** CONDUCTOR TEMPERATURE EXCEEDS 75C

WC 50-76
6470247 0007676 5

Copyright National Electrical Manufacturers Association
Provided by IHS under license with NEMA
No reproduction or networking permitted without license from IHS
Not for Resale

AMPACITY OF SINGLE CONDUCTOR SOLID DIELECTRIC POWER CABLE
INSTALLED DIRECT BURIED

SINGLE CIRCUIT
CONFIGURATION: TRIPLEXED (SEE FIGURE 1)

VOLTAGE: 35 KV
ALUMINUM CONDUCTORS

SOIL RESISTIVITY: 120 RHO

EARTH AMBIENT TEMPERATURE: 25C

COND SIZE	SHIELD RESISTANCE MICROHMS/FT. 25C	75% LOAD FACTOR: MAXIMUM CONDUCTOR TEMPERATURE 75C AMPS	(*)	90C AMPS	(*)	MAXIMUM EARTH INTERFACE TEMPERATURE (50C) AMPS	(60C) AMPS	100% LOAD FACTOR: MAXIMUM CONDUCTOR TEMPERATURE 75C AMPS	(*)	90C AMPS	(*)	MAXIMUM EARTH INTERFACE TEMPERATURE (50C) AMPS	(60C) AMPS
4/0	1505.	255	61C	284	72C	(216)	(250)	227	64C	253	76C	(186)	(215)
4/0	1003.	255	61C	284	72C	(216)	(250)	227	64C	252	76C	(186)	(215)
4/0	502.(1/6 NEUT)	255	61C	284	72C	(216)	(250)	226	64C	252	76C	(185)	(215)
4/0	251.(1/3 NEUT)	255	61C	284	73C	(215)	(249)	226	64C	252	76C	(185)	(214)
350	910.	339	63C	377	74C	(282)	(327)	299	65C	333	78C	(241)	(280)
350	607.	339	63C	377	74C	(282)	(326)	298	65C	332	78C	(241)	(279)
350	303.(1/6 NEUT)	338	63C	376	74C	(281)	(325)	298	65C	331	78C	(240)	(279)
350	152.(1/3 NEUT)	336	63C	374	74C	(279)	(323)	296	65C	330	78C	(238)	(277)
500	637.	413	63C	460	75C	(341)	(395)	362	66C	403	78C	(291)	(337)
500	425.	412	63C	459	75C	(340)	(395)	361	66C	403	78C	(290)	(336)
500	212.(1/6 NEUT)	410	63C	457	75C	(338)	(392)	359	66C	400	78C	(288)	(334)
500	106.(1/3 NEUT)	406	64C	453	75C	(333)	(387)	355	66C	397	79C	(284)	(330)
750	425.	515	64C	574	76C	(420)	(487)	448	67C	499	79C	(355)	(413)
750	283.	513	64C	572	76C	(417)	(485)	446	67C	498	79C	(353)	(411)
750	142.(1/6 NEUT)	507	65C	566	77C	(411)	(478)	441	67C	492	80C	(348)	(405)
750	71.(1/3 NEUT)	496	65C	555	77C	(400)	(465)	431	67C	482	80C	(338)	(394)
1000	637.	603	65C	673	77C	(488)	(567)	522	67C	582	80C	(411)	(478)
1000	425.	601	65C	671	77C	(486)	(564)	520	67C	580	80C	(409)	(476)
1000	212.	595	65C	664	77C	(479)	(557)	514	67C	574	80C	(403)	(470)
1000	106.(1/6 NEUT)	583	65C	653	78C	(466)	(544)	504	68C	564	81C	(393)	(458)
1250	509.	674	65C	753	77C	(542)	(631)	580	68C	649	81C	(455)	(530)
1250	340.	670	65C	749	78C	(538)	(626)	577	68C	645	81C	(451)	(526)
1250	170.	660	66C	739	78C	(527)	(615)	568	68C	636	81C	(442)	(516)
1250	85.(1/6 NEUT)	642	66C	720	78C	(508)	(594)	551	68C	619	81C	(426)	(498)
1500	425.	734	66C	821	78C	(586)	(683)	630	68C	705	81C	(490)	(571)
1500	283.	729	66C	816	78C	(580)	(677)	625	68C	700	81C	(485)	(566)
1500	142.	713	66C	800	79C	(564)	(659)	611	68C	686	81C	(472)	(552)
1500	71.(1/6 NEUT)	687	67C	773	79C	(538)	(630)	588	69C	661	82C	(449)	(527)
2000	318.	829	66C	930	79C	(653)	(764)	706	69C	792	82C	(543)	(635)
2000	212.	819	67C	920	79C	(643)	(753)	697	69C	783	82C	(535)	(626)
2000	106.	793	67C	892	80C	(617)	(723)	674	69C	759	82C	(512)	(601)
2000	53.(1/6 NEUT)	750	68C	848	81C	(576)	(678)	636	70C	719	83C	(478)	(563)

(*) CORRESPONDING EARTH INTERFACE TEMPERATURE - DEGREES C

WC 50-76 6420247 0027727 7

Copyright National Electrical Manufacturers Association
Provided by IHS under license with NEMA
No reproduction or networking permitted without license from IHS
Not for Resale

AMPACITY OF SINGLE CONDUCTOR SOLID DIELECTRIC POWER CABLE
INSTALLED DIRECT BURIED

DOUBLE CIRCUIT
CONFIGURATION: TRIPLEXED (SEE FIGURE 2)

VOLTAGE: 15 KV
COPPER CONDUCTORS

SOIL RESISTIVITY: 90 RHO

EARTH AMBIENT TEMPERATURE: 25C

COND SIZE	SHIELD RESISTANCE MICROHMS/FT. 25C	75% LOAD FACTOR						100% LOAD FACTOR					
		MAXIMUM CONDUCTOR TEMPERATURE 75C		90C		MAXIMUM EARTH INTERFACE TEMPERATURE (50C)	(60C)	MAXIMUM CONDUCTOR TEMPERATURE 75C		90C		MAXIMUM EARTH INTERFACE TEMPERATURE (50C)	(60C)
		AMPS	(*)	AMPS	(*)	AMPS	AMPS	AMPS	(*)	AMPS	(*)	AMPS	AMPS
4/0	918.	337	66C	376	78C	(271)	(315)	294	68C	327	81C	(231)	(268)
4/0	612.	337	66C	375	78C	(271)	(314)	293	68C	327	81C	(230)	(268)
4/0	306.(1/6 NEUT)	336	66C	374	78C	(270)	(313)	292	68C	326	81C	(229)	(267)
4/0	153.(1/3 NEUT)	334	66C	373	78C	(268)	(311)	291	68C	324	81C	(228)	(265)
350	555.	442	66C	493	79C	(352)	(409)	382	68C	426	82C	(298)	(346)
350	370.	441	66C	491	79C	(351)	(408)	381	68C	425	82C	(297)	(345)
350	185.(1/6 NEUT)	437	67C	488	79C	(347)	(404)	378	69C	422	82C	(294)	(342)
350	92.(1/3 NEUT)	431	67C	482	79C	(341)	(397)	372	69C	416	82C	(288)	(336)
500	388.	531	67C	593	80C	(419)	(487)	457	69C	510	82C	(353)	(411)
500	259.	528	67C	590	80C	(416)	(484)	454	69C	507	83C	(350)	(408)
500	129.(1/6 NEUT)	521	67C	582	80C	(408)	(476)	447	69C	500	83C	(344)	(401)
500	65.(1/3 NEUT)	507	68C	568	81C	(394)	(461)	435	70C	487	83C	(332)	(388)
750	259.	644	68C	720	81C	(500)	(583)	549	70C	615	83C	(419)	(489)
750	173.	637	68C	713	81C	(493)	(576)	543	70C	609	84C	(413)	(483)
750	86.(1/6 NEUT)	618	69C	694	82C	(475)	(556)	527	70C	592	84C	(398)	(466)
750	43.(1/3 NEUT)	590	69C	664	82C	(449)	(527)	502	71C	565	84C	(376)	(441)
1000	388.	739	68C	829	81C	(573)	(669)	628	70C	704	84C	(478)	(558)
1000	259.	733	68C	822	81C	(566)	(662)	622	70C	698	84C	(472)	(552)
1000	129.	714	69C	802	82C	(548)	(641)	605	70C	680	84C	(456)	(535)
1000	65.(1/6 NEUT)	682	69C	768	82C	(518)	(608)	577	71C	651	84C	(431)	(507)
1250	311.	805	68C	905	81C	(622)	(727)	681	70C	765	84C	(516)	(604)
1250	207.	795	68C	894	82C	(611)	(716)	672	70C	756	84C	(507)	(594)
1250	104.	767	69C	864	82C	(584)	(686)	647	70C	730	84C	(485)	(569)
1250	52.(1/6 NEUT)	722	69C	817	83C	(544)	(641)	609	71C	688	85C	(451)	(531)
1500	259.	856	69C	963	82C	(655)	(768)	721	70C	812	84C	(542)	(636)
1500	173.	841	69C	948	82C	(642)	(753)	708	71C	798	84C	(531)	(623)
1500	86.	803	69C	908	83C	(606)	(713)	675	71C	763	85C	(501)	(590)
1500	43.(1/6 NEUT)	748	70C	848	84C	(558)	(658)	627	71C	712	85C	(461)	(544)
2000	194.	929	69C	1049	83C	(703)	(826)	778	71C	878	85C	(579)	(681)
2000	129.	906	70C	1024	83C	(682)	(802)	758	71C	857	85C	(561)	(661)
2000	65.	849	70C	963	84C	(631)	(745)	708	72C	804	86C	(520)	(613)
2000	32.(1/6 NEUT)	778	71C	885	85C	(573)	(677)	648	72C	737	86C	(472)	(558)

(*) CORRESPONDING EARTH INTERFACE TEMPERATURE - DEGREES C

WC 50-76 6470247 0007628 9

Copyright National Electrical Manufacturers Association
Provided by IHS under license with NEMA
No reproduction or networking permitted without license from IHS
Not for Resale

AMPACITY OF SINGLE CONDUCTOR SOLID DIELECTRIC POWER CABLE
INSTALLED DIRECT BURIED

DOUBLE CIRCUIT
CONFIGURATION: TRIPLEXED (SEE FIGURE 2)

VOLTAGE: 15 KV
COPPER CONDUCTORS

SOIL RESISTIVITY: 120 RHO

EARTH AMBIENT TEMPERATURE: 25C

COND SIZE	SHIELD RESISTANCE MICROHMS/FT. 25C	75% LOAD FACTOR						100% LOAD FACTOR					
		MAXIMUM CONDUCTOR TEMPERATURE				MAXIMUM EARTH INTERFACE TEMPERATURE		MAXIMUM CONDUCTOR TEMPERATURE				MAXIMUM EARTH INTERFACE TEMPERATURE	
		75C		90C		(50C)	(60C)	75C		90C		(50C)	(60C)
		AMPS	(*)	AMPS	(*)	AMPS	AMPS	AMPS	(*)	AMPS	(*)	AMPS	AMPS
4/0	918.	299	68C	333	81C	(235)	(273)	258	69C	288	83C	(200)	(232)
4/0	612.	298	68C	333	81C	(235)	(273)	258	69C	288	83C	(200)	(232)
4/0	306.(1/6 NEUT)	298	68C	332	81C	(234)	(272)	257	69C	287	83C	(199)	(231)
4/0	153.(1/3 NEUT)	296	68C	330	81C	(232)	(270)	256	69C	285	83C	(197)	(230)
350	555.	391	68C	436	81C	(306)	(355)	336	70C	374	83C	(258)	(300)
350	370.	390	68C	434	81C	(305)	(354)	335	70C	373	83C	(257)	(299)
350	185.(1/6 NEUT)	386	68C	431	81C	(301)	(351)	332	70C	371	84C	(255)	(296)
350	92.(1/3 NEUT)	381	68C	425	82C	(296)	(344)	327	70C	365	84C	(250)	(291)
500	388.	469	69C	523	82C	(363)	(423)	401	70C	447	84C	(306)	(356)
500	259.	466	69C	521	82C	(361)	(420)	399	70C	445	84C	(304)	(354)
500	129.(1/6 NEUT)	459	69C	513	82C	(354)	(413)	392	71C	439	84C	(298)	(347)
500	65.(1/3 NEUT)	447	69C	500	83C	(342)	(399)	381	71C	427	85C	(288)	(336)
750	259.	566	70C	634	83C	(433)	(506)	481	71C	539	85C	(363)	(424)
750	173.	560	70C	628	83C	(428)	(499)	476	71C	533	85C	(358)	(419)
750	86.(1/6 NEUT)	543	70C	610	84C	(412)	(482)	461	71C	518	85C	(345)	(404)
750	43.(1/3 NEUT)	518	70C	583	84C	(389)	(456)	439	72C	494	86C	(326)	(382)
1000	388.	650	70C	729	83C	(497)	(580)	550	71C	616	85C	(414)	(484)
1000	259.	644	70C	723	83C	(491)	(574)	544	71C	611	85C	(409)	(478)
1000	129.	627	70C	705	84C	(475)	(556)	529	71C	595	85C	(395)	(463)
1000	65.(1/6 NEUT)	598	70C	675	84C	(449)	(527)	505	72C	569	86C	(374)	(439)
1250	311.	708	70C	796	83C	(539)	(630)	596	71C	670	85C	(447)	(523)
1250	207.	699	70C	786	83C	(530)	(621)	588	71C	662	85C	(440)	(515)
1250	104.	673	70C	759	84C	(506)	(595)	566	71C	638	85C	(420)	(493)
1250	52.(1/6 NEUT)	634	71C	717	84C	(471)	(555)	532	72C	602	86C	(391)	(460)
1500	259.	752	70C	847	84C	(568)	(666)	631	71C	710	85C	(470)	(551)
1500	173.	739	70C	833	84C	(556)	(652)	620	71C	698	86C	(460)	(540)
1500	86.	704	71C	796	84C	(525)	(618)	590	72C	667	86C	(434)	(511)
1500	43.(1/6 NEUT)	655	71C	743	85C	(483)	(570)	548	72C	621	86C	(399)	(471)
2000	194.	815	71C	920	84C	(609)	(716)	680	72C	767	86C	(502)	(590)
2000	129.	794	71C	898	85C	(590)	(695)	662	72C	748	86C	(486)	(572)
2000	65.	743	71C	843	85C	(546)	(645)	618	72C	702	86C	(450)	(531)
2000	32.(1/6 NEUT)	680	72C	773	86C	(496)	(586)	565	73C	643	87C	(408)	(483)

(*) CORRESPONDING EARTH INTERFACE TEMPERATURE – DEGREES C

WC 50-75
6470247 0007679 0

Copyright National Electrical Manufacturers Association
Provided by IHS under license with NEMA
No reproduction or networking permitted without license from IHS
Not for Resale

DOUBLE CIRCUIT
CONFIGURATION: TRIPLEXED (SEE FIGURE 2)

VOLTAGE: 15 KV
ALUMINUM CONDUCTORS

SOIL RESISTIVITY: 90 RHO

EARTH AMBIENT TEMPERATURE: 25C

		75% LOAD FACTOR						100% LOAD FACTOR					
		MAXIMUM CONDUCTOR TEMPERATURE				MAXIMUM EARTH INTERFACE TEMPERATURE		MAXIMUM CONDUCTOR TEMPERATURE				MAXIMUM EARTH INTERFACE TEMPERATURE	
	SHIELD RESISTANCE	75C		90C		(50C)	(60C)	75C		90C		(50C)	(60C)
COND SIZE	MICROHMS/FT. 25C	AMPS	(*)	AMPS	(*)	AMPS	AMPS	AMPS	(*)	AMPS	(*)	AMPS	AMPS
4/0	1505.	263	65C	293	77C	(213)	(247)	229	67C	255	80C	(181)	(210)
4/0	1003.	263	65C	293	77C	(213)	(247)	229	67C	255	80C	(181)	(210)
4/0	502.(1/6 NEUT)	263	65C	293	78C	(212)	(246)	229	68C	255	80C	(180)	(209)
4/0	251.(1/3 NEUT)	262	65C	292	78C	(212)	(246)	228	68C	254	80C	(180)	(209)
350	910.	347	66C	386	78C	(278)	(323)	300	68C	334	81C	(235)	(273)
350	607.	346	66C	386	78C	(278)	(322)	299	68C	334	81C	(235)	(273)
350	303.(1/6 NEUT)	345	66C	385	78C	(277)	(321)	299	68C	333	81C	(234)	(272)
350	152.(1/3 NEUT)	343	66C	383	79C	(275)	(319)	297	68C	331	81C	(232)	(270)
500	637.	421	67C	469	79C	(335)	(388)	362	69C	403	82C	(282)	(327)
500	425.	420	67C	468	79C	(334)	(387)	361	69C	403	82C	(281)	(326)
500	212.(1/6 NEUT)	418	67C	466	80C	(331)	(385)	359	69C	400	82C	(279)	(324)
500	106.(1/3 NEUT)	413	67C	461	80C	(326)	(379)	355	69C	396	82C	(275)	(320)
750	425.	521	68C	581	81C	(409)	(476)	445	70C	496	83C	(343)	(399)
750	283.	519	68C	579	81C	(407)	(473)	443	70C	494	83C	(341)	(397)
750	142.(1/6 NEUT)	512	68C	572	81C	(400)	(466)	437	70C	489	83C	(335)	(391)
750	71.(1/3 NEUT)	501	68C	560	81C	(389)	(454)	427	70C	478	83C	(326)	(380)
1000	637.	606	68C	677	81C	(475)	(553)	515	70C	575	83C	(396)	(461)
1000	425.	604	68C	675	81C	(473)	(550)	513	70C	573	83C	(394)	(459)
1000	212.	597	68C	668	81C	(466)	(543)	507	70C	567	83C	(388)	(453)
1000	106.(1/6 NEUT)	585	68C	655	81C	(454)	(529)	496	70C	556	84C	(378)	(441)
1250	509.	674	68C	753	81C	(525)	(612)	570	70C	638	83C	(436)	(508)
1250	340.	670	68C	750	81C	(521)	(608)	567	70C	634	84C	(433)	(505)
1250	170.	659	68C	738	81C	(510)	(596)	557	70C	624	84C	(424)	(495)
1250	85.(1/6 NEUT)	640	69C	718	82C	(491)	(575)	540	70C	607	84C	(408)	(477)
1500	425.	730	68C	818	82C	(565)	(660)	616	70C	689	84C	(468)	(546)
1500	283.	724	69C	812	82C	(560)	(653)	611	70C	684	84C	(463)	(541)
1500	142.	708	69C	795	82C	(544)	(636)	597	70C	670	84C	(450)	(527)
1500	71.(1/6 NEUT)	681	69C	767	83C	(518)	(608)	573	71C	645	85C	(429)	(503)
2000	318.	817	69C	917	82C	(625)	(732)	684	71C	769	84C	(515)	(603)
2000	212.	807	69C	907	83C	(616)	(721)	676	71C	760	85C	(507)	(594)
2000	106.	779	70C	878	83C	(590)	(693)	652	71C	735	85C	(486)	(571)
2000	53.(1/6 NEUT)	736	70C	832	84C	(551)	(649)	615	71C	695	85C	(454)	(535)

(*) CORRESPONDING EARTH INTERFACE TEMPERATURE - DEGREES C

WC 50-76
6470247 0007680 7

Copyright National Electrical Manufacturers Association
Provided by IHS under license with NEMA
No reproduction or networking permitted without license from IHS

AMPACITY OF SINGLE CONDUCTOR SOLID DIELECTRIC POWER CABLE
INSTALLED DIRECT BURIED

DOUBLE CIRCUIT
CONFIGURATION: TRIPLEXED (SEE FIGURE 2)

VOLTAGE: 15 KV
ALUMINUM CONDUCTORS

SOIL RESISTIVITY: 120 RHO

EARTH AMBIENT TEMPERATURE: 25C

COND SIZE	SHIELD RESISTANCE MICROHMS/FT. 25C	75% LOAD FACTOR						100% LOAD FACTOR					
		MAXIMUM CONDUCTOR TEMPERATURE 75C		90C		MAXIMUM EARTH INTERFACE TEMPERATURE (50C)	(60C)	MAXIMUM CONDUCTOR TEMPERATURE 75C		90C		MAXIMUM EARTH INTERFACE TEMPERATURE (50C)	(60C)
		AMPS	(*)	AMPS	(*)	AMPS	AMPS	AMPS	(*)	AMPS	(*)	AMPS	AMPS
4/0	1505.	233	67C	260	80C	(185)	(214)	202	69C	225	82C	(157)	(182)
4/0	1003.	233	67C	260	80C	(185)	(214)	202	69C	225	82C	(157)	(182)
4/0	502.(1/6 NEUT)	233	67C	259	80C	(184)	(214)	202	69C	224	82C	(157)	(182)
4/0	251.(1/3 NEUT)	232	67C	259	80C	(184)	(213)	201	69C	224	82C	(156)	(181)
350	910.	307	68C	342	81C	(241)	(280)	264	70C	294	83C	(204)	(237)
350	607.	306	68C	341	81C	(241)	(280)	264	70C	294	83C	(204)	(236)
350	303.(1/6 NEUT)	306	68C	340	81C	(240)	(279)	263	70C	293	83C	(203)	(236)
350	152.(1/3 NEUT)	304	68C	339	81C	(238)	(277)	261	70C	291	83C	(201)	(234)
500	637.	372	68C	414	82C	(290)	(337)	318	70C	354	84C	(244)	(284)
500	425.	371	68C	413	82C	(289)	(336)	317	70C	354	84C	(244)	(283)
500	212.(1/6 NEUT)	369	69C	411	82C	(287)	(334)	315	70C	352	84C	(242)	(281)
500	106.(1/3 NEUT)	364	69C	407	82C	(283)	(329)	312	70C	348	84C	(238)	(277)
750	425.	459	69C	512	83C	(355)	(413)	390	71C	435	85C	(297)	(346)
750	283.	457	69C	510	83C	(353)	(411)	388	71C	434	85C	(296)	(344)
750	142.(1/6 NEUT)	451	69C	504	83C	(347)	(404)	383	71C	428	85C	(291)	(339)
750	71.(1/3 NEUT)	441	70C	493	83C	(337)	(394)	374	71C	419	85C	(282)	(330)
1000	637.	534	69C	596	83C	(412)	(480)	452	71C	504	85C	(343)	(400)
1000	425.	532	69C	594	83C	(410)	(477)	450	71C	502	85C	(341)	(398)
1000	212.	526	69C	588	83C	(404)	(471)	444	71C	497	85C	(336)	(392)
1000	106.(1/6 NEUT)	515	70C	576	83C	(393)	(459)	435	71C	487	85C	(327)	(382)
1250	509.	593	70C	663	83C	(455)	(531)	500	71C	559	85C	(378)	(441)
1250	340.	590	70C	660	83C	(452)	(527)	497	71C	556	85C	(375)	(438)
1250	170.	580	70C	649	83C	(442)	(517)	488	71C	547	85C	(367)	(429)
1250	85.(1/6 NEUT)	562	70C	631	84C	(426)	(498)	473	71C	531	85C	(353)	(414)
1500	425.	642	70C	719	83C	(490)	(572)	539	71C	604	85C	(405)	(474)
1500	283.	637	70C	714	83C	(485)	(567)	534	71C	599	85C	(401)	(469)
1500	142.	622	70C	699	84C	(472)	(552)	522	71C	586	85C	(390)	(457)
1500	71.(1/6 NEUT)	598	70C	673	84C	(449)	(527)	501	72C	564	86C	(371)	(436)
2000	318.	717	70C	805	84C	(542)	(634)	598	72C	672	86C	(446)	(523)
2000	212.	708	70C	796	84C	(533)	(625)	591	72C	664	86C	(439)	(515)
2000	106.	683	71C	770	84C	(511)	(600)	570	72C	642	86C	(421)	(495)
2000	53.(1/6 NEUT)	645	71C	729	85C	(478)	(562)	537	72C	607	86C	(393)	(463)

(*) CORRESPONDING EARTH INTERFACE TEMPERATURE – DEGREES C

Not for Resale

IC 50-76 6470247 0007681 9

Copyright National Electrical Manufacturers Association
Provided by IHS under license with NEMA
No reproduction or networking permitted without license from IHS
Not for Resale

AMPACITY OF SINGLE CONDUCTOR SOLID DIELECTRIC POWER CABLE
INSTALLED DIRECT BURIED

DOUBLE CIRCUIT
CONFIGURATION: TRIPLEXED (SEE FIGURE 2)

VOLTAGE: 35 KV
COPPER CONDUCTORS

SOIL RESISTIVITY: 90 RHO

EARTH AMBIENT TEMPERATURE: 25C

		75% LOAD FACTOR						100% LOAD FACTOR					
		MAXIMUM CONDUCTOR TEMPERATURE				MAXIMUM EARTH INTERFACE TEMPERATURE		MAXIMUM CONDUCTOR TEMPERATURE				MAXIMUM EARTH INTERFACE TEMPERATURE	
	SHIELD RESISTANCE	75C		90C		(50C)	(60C)	75C		90C		(50C)	(60C)
COND SIZE	MICROHMS/FT. 25C	AMPS	(*)	AMPS	(*)	AMPS	AMPS	AMPS	(*)	AMPS	(*)	AMPS	AMPS
4/0	918.	331	61C	369	72C	(280)	(324)	289	64C	322	76C	(236)	(274)
4/0	612.	331	61C	369	72C	(279)	(324)	289	64C	322	76C	(236)	(273)
4/0	306.(1/6 NEUT)	330	61C	368	73C	(278)	(322)	288	65C	321	77C	(235)	(272)
4/0	153.(1/3 NEUT)	328	62C	366	73C	(276)	(320)	287	65C	320	77C	(233)	(270)
350	555.	436	63C	486	74C	(362)	(420)	378	66C	422	78C	(304)	(353)
350	370.	435	63C	485	74C	(361)	(418)	377	66C	421	78C	(303)	(352)
350	185.(1/6 NEUT)	432	63C	482	75C	(357)	(415)	375	66C	418	78C	(300)	(348)
350	92.(1/3 NEUT)	426	63C	476	75C	(351)	(408)	369	66C	413	79C	(294)	(342)
500	388.	525	63C	586	75C	(432)	(502)	453	66C	506	79C	(361)	(420)
500	259.	523	64C	584	75C	(429)	(499)	451	66C	504	79C	(359)	(417)
500	129.(1/6 NEUT)	516	64C	577	76C	(421)	(490)	445	67C	497	79C	(352)	(410)
500	65.(1/3 NEUT)	504	64C	564	76C	(408)	(476)	434	67C	486	80C	(341)	(397)
750	259.	641	65C	717	77C	(518)	(603)	549	67C	614	80C	(431)	(502)
750	173.	635	65C	711	77C	(511)	(596)	543	67C	608	80C	(425)	(496)
750	86.(1/6 NEUT)	618	65C	693	78C	(493)	(576)	528	68C	592	81C	(409)	(479)
750	43.(1/3 NEUT)	591	66C	665	79C	(466)	(546)	504	68C	567	82C	(387)	(454)
1000	388.	739	65C	828	77C	(592)	(690)	630	68C	705	81C	(490)	(572)
1000	259.	733	65C	821	78C	(585)	(683)	624	68C	699	81C	(485)	(566)
1000	129.	715	66C	803	78C	(566)	(663)	608	68C	683	81C	(469)	(549)
1000	65.(1/6 NEUT)	685	67C	771	79C	(536)	(629)	581	69C	654	82C	(443)	(520)
1250	311.	809	66C	908	78C	(643)	(752)	686	68C	770	81C	(531)	(621)
1250	207.	799	66C	897	78C	(633)	(740)	677	68C	761	81C	(522)	(611)
1250	104.	772	66C	869	79C	(605)	(710)	653	69C	735	82C	(499)	(585)
1250	52.(1/6 NEUT)	729	67C	824	80C	(563)	(663)	615	69C	695	83C	(464)	(546)
1500	259.	862	66C	970	79C	(680)	(796)	729	69C	820	82C	(559)	(655)
1500	173.	848	66C	955	79C	(666)	(780)	716	69C	807	82C	(547)	(642)
1500	86.	811	67C	916	80C	(629)	(739)	683	69C	772	83C	(517)	(608)
1500	43.(1/6 NEUT)	758	68C	858	81C	(578)	(681)	636	70C	720	83C	(475)	(560)
2000	194.	941	67C	1061	80C	(731)	(858)	789	69C	891	83C	(599)	(703)
2000	129.	918	67C	1037	80C	(708)	(833)	769	70C	869	83C	(580)	(682)
2000	65.	861	68C	977	81C	(655)	(773)	720	70C	816	84C	(536)	(632)
2000	32.(1/6 NEUT)	791	69C	899	82C	(593)	(701)	659	71C	749	85C	(485)	(574)

(*) CORRESPONDING EARTH INTERFACE TEMPERATURE - DEGREES C

IEC 50-76 6470247 0007682 0

Copyright National Electrical Manufacturers Association
Provided by IHS under license with NEMA
No reproduction or networking permitted without license from IHS
Not for Resale

AMPACITY OF SINGLE CONDUCTOR SOLID DIELECTRIC POWER CABLE
INSTALLED DIRECT BURIED

DOUBLE CIRCUIT
CONFIGURATION: TRIPLEXED (SEE FIGURE 2)

VOLTAGE: 35 KV
COPPER CONDUCTORS

SOIL RESISTIVITY: 120 RHO

EARTH AMBIENT TEMPERATURE: 25C

COND SIZE	SHIELD RESISTANCE MICROHMS/FT. 25C	75% LOAD FACTOR						100% LOAD FACTOR					
		MAXIMUM CONDUCTOR TEMPERATURE 75C		90C		MAXIMUM EARTH INTERFACE TEMPERATURE (50C)	(60C)	MAXIMUM CONDUCTOR TEMPERATURE 75C		90C		MAXIMUM EARTH INTERFACE TEMPERATURE (50C)	(60C)
		AMPS	(*)	AMPS	(*)	AMPS	AMPS	AMPS	(*)	AMPS	(*)	AMPS	AMPS
4/0	918.	297	64C	330	76C	(243)	(282)	257	67C	286	79C	(205)	(238)
4/0	612.	296	64C	330	76C	(243)	(281)	257	67C	286	79C	(204)	(237)
4/0	306.(1/6 NEUT)	296	64C	329	76C	(242)	(281)	256	67C	285	79C	(204)	(237)
4/0	153.(1/3 NEUT)	294	64C	328	76C	(240)	(279)	255	67C	284	79C	(202)	(235)
350	555.	389	65C	434	77C	(314)	(365)	335	68C	373	81C	(264)	(306)
350	370.	388	65C	433	77C	(313)	(364)	334	68C	373	81C	(263)	(305)
350	185.(1/6 NEUT)	385	65C	430	78C	(310)	(360)	331	68C	370	81C	(260)	(302)
350	92.(1/3 NEUT)	380	66C	425	78C	(304)	(354)	327	68C	365	81C	(255)	(297)
500	388.	468	66C	522	78C	(375)	(436)	401	68C	447	81C	(313)	(364)
500	259.	466	66C	520	78C	(373)	(433)	399	68C	445	81C	(311)	(362)
500	129.(1/6 NEUT)	459	66C	513	78C	(366)	(426)	393	68C	439	81C	(305)	(356)
500	65.(1/3 NEUT)	448	66C	502	79C	(354)	(413)	383	69C	429	82C	(295)	(345)
750	259.	569	67C	637	79C	(449)	(523)	484	69C	542	82C	(373)	(435)
750	173.	563	67C	631	80C	(443)	(517)	479	69C	536	82C	(368)	(430)
750	86.(1/6 NEUT)	547	67C	614	80C	(427)	(499)	465	69C	522	83C	(355)	(415)
750	43.(1/3 NEUT)	523	68C	588	81C	(404)	(473)	443	70C	499	83C	(335)	(393)
1000	388.	655	67C	734	80C	(513)	(599)	554	69C	621	83C	(425)	(496)
1000	259.	649	67C	728	80C	(507)	(593)	549	69C	616	83C	(420)	(491)
1000	129.	633	68C	711	81C	(491)	(575)	535	70C	601	83C	(406)	(476)
1000	65.(1/6 NEUT)	605	68C	682	81C	(464)	(545)	510	70C	575	84C	(384)	(451)
1250	311.	716	67C	804	80C	(558)	(652)	604	70C	678	83C	(460)	(538)
1250	207.	707	68C	795	81C	(549)	(642)	595	70C	669	83C	(452)	(530)
1250	104.	682	68C	768	81C	(524)	(615)	573	70C	646	84C	(432)	(507)
1250	52.(1/6 NEUT)	643	69C	727	82C	(488)	(574)	539	71C	610	84C	(402)	(473)
1500	259.	763	68C	858	81C	(589)	(691)	640	70C	721	83C	(485)	(568)
1500	173.	750	68C	845	81C	(577)	(677)	629	70C	709	84C	(474)	(556)
1500	86.	716	69C	809	82C	(544)	(641)	599	70C	677	84C	(447)	(527)
1500	43.(1/6 NEUT)	667	69C	756	83C	(500)	(590)	557	71C	631	85C	(411)	(485)
2000	194.	830	69C	937	82C	(633)	(744)	693	70C	782	84C	(518)	(609)
2000	129.	809	69C	915	82C	(614)	(722)	675	71C	763	84C	(502)	(591)
2000	65.	758	70C	860	83C	(567)	(669)	630	71C	715	85C	(464)	(548)
2000	32.(1/6 NEUT)	694	70C	789	84C	(514)	(607)	576	72C	655	86C	(420)	(497)

(*) CORRESPONDING EARTH INTERFACE TEMPERATURE - DEGREES C

WC 50-76 6470247 0007683 2

Copyright National Electrical Manufacturers Association
Provided by IHS under license with NEMA
No reproduction or networking permitted without license from IHS
Not for Resale

AMPACITY OF SINGLE CONDUCTOR SOLID DIELECTRIC POWER CABLE
INSTALLED DIRECT BURIED

DOUBLE CIRCUIT
CONFIGURATION: TRIPLEXED (SEE FIGURE 2)

VOLTAGE: 35 KV
ALUMINUM CONDUCTORS

SOIL RESISTIVITY: 90 RHO

EARTH AMBIENT TEMPERATURE: 25C

		75% LOAD FACTOR						100% LOAD FACTOR					
		MAXIMUM CONDUCTOR TEMPERATURE				MAXIMUM EARTH INTERFACE TEMPERATURE		MAXIMUM CONDUCTOR TEMPERATURE				MAXIMUM EARTH INTERFACE TEMPERATURE	
		75C		90C		(50C)	(60C)	75C		90C		(50C)	(60C)
COND SIZE	SHIELD RESISTANCE MICROHMS/FT. 25C	AMPS	(*)	AMPS	(*)	AMPS	AMPS	AMPS	(*)	AMPS	(*)	AMPS	AMPS
4/0	1505.	258	61C	288	72C	(219)	(254)	226	64C	251	76C	(185)	(214)
4/0	1003.	258	61C	287	72C	(219)	(253)	226	64C	251	76C	(185)	(214)
4/0	502.(1/6 NEUT)	258	61C	287	72C	(219)	(253)	226	64C	251	76C	(184)	(214)
4/0	251.(1/3 NEUT)	257	61C	287	72C	(218)	(252)	225	64C	251	76C	(184)	(213)
350	910.	342	62C	381	74C	(285)	(330)	297	65C	330	78C	(239)	(277)
350	607.	341	62C	380	74C	(285)	(330)	296	65C	330	78C	(239)	(277)
350	303.(1/6 NEUT)	341	63C	379	74C	(284)	(329)	295	65C	329	78C	(238)	(276)
350	152.(1/3 NEUT)	339	63C	378	74C	(282)	(327)	294	66C	328	78C	(236)	(274)
500	637.	415	63C	462	75C	(344)	(398)	358	66C	399	78C	(287)	(333)
500	425.	414	63C	462	75C	(343)	(397)	358	66C	399	78C	(286)	(332)
500	212.(1/6 NEUT)	412	63C	460	75C	(340)	(395)	356	66C	397	79C	(284)	(330)
500	106.(1/3 NEUT)	408	63C	455	75C	(336)	(390)	352	66C	393	79C	(280)	(326)
750	425.	516	64C	575	76C	(421)	(488)	442	67C	493	80C	(350)	(407)
750	283.	514	64C	573	76C	(419)	(486)	440	67C	491	80C	(348)	(405)
750	142.(1/6 NEUT)	508	65C	567	76C	(412)	(479)	435	67C	486	80C	(343)	(399)
750	71.(1/3 NEUT)	498	65C	557	77C	(401)	(467)	426	67C	476	80C	(333)	(388)
1000	637.	602	65C	672	77C	(487)	(566)	513	67C	573	80C	(404)	(469)
1000	425.	600	65C	670	77C	(485)	(564)	511	68C	571	80C	(402)	(467)
1000	212.	594	65C	664	77C	(478)	(556)	506	68C	565	81C	(396)	(461)
1000	106.(1/6 NEUT)	582	65C	652	78C	(466)	(543)	495	68C	555	81C	(386)	(450)
1250	509.	671	65C	750	78C	(539)	(628)	570	68C	637	81C	(445)	(519)
1250	340.	668	65C	747	78C	(536)	(624)	567	68C	634	81C	(442)	(515)
1250	170.	658	66C	736	78C	(525)	(612)	558	68C	624	81C	(433)	(505)
1250	85.(1/6 NEUT)	639	66C	717	79C	(505)	(591)	541	69C	607	82C	(417)	(488)
1500	425.	730	66C	816	78C	(582)	(678)	617	68C	691	81C	(479)	(559)
1500	283.	724	66C	811	78C	(576)	(672)	612	68C	686	81C	(474)	(553)
1500	142.	709	66C	796	79C	(560)	(655)	599	69C	672	82C	(461)	(539)
1500	71.(1/6 NEUT)	683	67C	768	79C	(534)	(626)	576	69C	648	82C	(439)	(515)
2000	318.	821	67C	921	79C	(646)	(755)	690	69C	774	82C	(529)	(619)
2000	212.	811	67C	911	79C	(636)	(744)	681	69C	765	82C	(521)	(610)
2000	106.	785	67C	883	80C	(610)	(715)	658	69C	741	83C	(499)	(586)
2000	53.(1/6 NEUT)	743	68C	839	81C	(569)	(670)	621	70C	702	83C	(466)	(548)

(*) CORRESPONDING EARTH INTERFACE TEMPERATURE - DEGREES C

WC 50-76
6470247 0007884 4

Copyright National Electrical Manufacturers Association
Provided by IHS under license with NEMA
No reproduction or networking permitted without license from IHS
Not for Resale

AMPACITY OF SINGLE CONDUCTOR SOLID DIELECTRIC POWER CABLE
INSTALLED DIRECT BURIED

DOUBLE CIRCUIT
CONFIGURATION: TRIPLEXED (SEE FIGURE 2)

VOLTAGE: 35 KV
ALUMINUM CONDUCTORS

SOIL RESISTIVITY: 120 RHO

EARTH AMBIENT TEMPERATURE: 25C

COND SIZE	SHIELD RESISTANCE MICROHMS/FT. 25C	75% LOAD FACTOR: MAXIMUM CONDUCTOR TEMPERATURE 75C AMPS	(*)	90C AMPS	(*)	MAXIMUM EARTH INTERFACE TEMPERATURE (50C) AMPS	(60C) AMPS	100% LOAD FACTOR: MAXIMUM CONDUCTOR TEMPERATURE 75C AMPS	(*)	90C AMPS	(*)	MAXIMUM EARTH INTERFACE TEMPERATURE (50C) AMPS	(60C) AMPS
4/0	1505.	231	64C	258	75C	(190)	(221)	201	66C	223	79C	(160)	(186)
4/0	1003.	231	64C	258	75C	(190)	(221)	201	66C	223	79C	(160)	(186)
4/0	502.(1/6 NEUT)	231	64C	257	75C	(190)	(220)	200	66C	223	79C	(160)	(186)
4/0	251.(1/3 NEUT)	231	64C	257	76C	(190)	(220)	200	66C	223	79C	(160)	(185)
350	910.	305	65C	340	77C	(248)	(287)	263	67C	293	80C	(208)	(241)
350	607.	305	65C	340	77C	(247)	(287)	263	67C	292	80C	(207)	(241)
350	303.(1/6 NEUT)	304	65C	339	77C	(246)	(286)	262	67C	292	80C	(207)	(240)
350	152.(1/3 NEUT)	302	65C	337	77C	(245)	(284)	260	68C	290	80C	(205)	(238)
500	637.	370	65C	412	78C	(298)	(346)	317	68C	353	81C	(249)	(289)
500	425.	369	65C	412	78C	(298)	(345)	316	68C	353	81C	(249)	(289)
500	212.(1/6 NEUT)	367	66C	410	78C	(296)	(343)	315	68C	351	81C	(247)	(287)
500	106.(1/3 NEUT)	364	66C	406	78C	(291)	(339)	311	68C	347	81C	(243)	(283)
750	425.	458	66C	511	79C	(365)	(424)	390	69C	435	82C	(304)	(353)
750	283.	457	66C	509	79C	(363)	(422)	389	69C	434	82C	(302)	(351)
750	142.(1/6 NEUT)	451	67C	504	79C	(358)	(416)	384	69C	429	82C	(297)	(346)
750	71.(1/3 NEUT)	442	67C	494	80C	(348)	(405)	375	69C	420	82C	(289)	(337)
1000	637.	534	67C	597	80C	(423)	(492)	452	69C	505	82C	(350)	(407)
1000	425.	532	67C	595	80C	(421)	(490)	451	69C	503	82C	(348)	(405)
1000	212.	527	67C	589	80C	(415)	(483)	446	69C	498	83C	(343)	(400)
1000	106.(1/6 NEUT)	516	67C	578	80C	(404)	(471)	436	69C	488	83C	(334)	(390)
1250	509.	595	67C	665	80C	(468)	(545)	502	69C	561	83C	(386)	(450)
1250	340.	592	67C	662	80C	(465)	(541)	499	69C	558	83C	(383)	(447)
1250	170.	582	68C	652	80C	(455)	(531)	491	70C	549	83C	(375)	(438)
1250	85.(1/6 NEUT)	565	68C	635	81C	(438)	(512)	476	70C	534	83C	(361)	(423)
1500	425.	646	68C	723	81C	(505)	(588)	543	70C	608	83C	(415)	(484)
1500	283.	641	68C	718	81C	(500)	(583)	538	70C	603	83C	(411)	(480)
1500	142.	627	68C	704	81C	(486)	(568)	526	70C	591	84C	(399)	(467)
1500	71.(1/6 NEUT)	603	69C	679	82C	(463)	(542)	505	70C	569	84C	(380)	(446)
2000	318.	725	68C	814	81C	(560)	(655)	606	70C	680	84C	(459)	(537)
2000	212.	716	68C	805	82C	(551)	(645)	598	70C	672	84C	(451)	(529)
2000	106.	692	69C	779	82C	(528)	(620)	577	71C	650	84C	(432)	(507)
2000	53.(1/6 NEUT)	654	69C	739	83C	(493)	(580)	544	71C	615	85C	(404)	(475)

(*) CORRESPONDING EARTH INTERFACE TEMPERATURE - DEGREES C

WC 50-76
6420470 0007985 6

Copyright National Electrical Manufacturers Association
Provided by IHS under license with NEMA
No reproduction or networking permitted without license from IHS
Not for Resale

AMPACITY OF SINGLE CONDUCTOR SOLID DIELECTRIC POWER CABLE
INSTALLED DIRECT BURIED

SINGLE CIRCUIT
CONFIGURATION: SPACED (SEE FIGURE 3)

VOLTAGE: 15 KV
COPPER CONDUCTORS

SOIL RESISTIVITY: 90 RHO

EARTH AMBIENT TEMPERATURE: 25C

COND SIZE	SHIELD RESISTANCE MICROHMS/FT. 25C	75% LOAD FACTOR						100% LOAD FACTOR					
		MAXIMUM CONDUCTOR TEMPERATURE				MAXIMUM EARTH INTERFACE TEMPERATURE		MAXIMUM CONDUCTOR TEMPERATURE				MAXIMUM EARTH INTERFACE TEMPERATURE	
		75C		90C		(50C)	(60C)	75C		90C		(50C)	(60C)
		AMPS	(*)	AMPS	(*)	AMPS	AMPS	AMPS	(*)	AMPS	(*)	AMPS	AMPS
4/0	OPEN	434	60C	483	71C	(373)	(431)	380	63C	423	75C	(314)	(364)
4/0	918.	424	61C	474	71C	(361)	(419)	371	64C	414	76C	(303)	(352)
4/0	612.	420	61C	469	72C	(356)	(413)	367	64C	410	76C	(298)	(347)
4/0	306.(1/6 NEUT)	408	62C	457	73C	(341)	(398)	355	65C	398	77C	(286)	(333)
4/0	153.(1/3 NEUT)	391	63C	438	74C	(321)	(375)	338	66C	380	78C	(268)	(314)
350	OPEN	572	61C	637	72C	(485)	(561)	497	64C	554	76C	(406)	(471)
350	555.	543	62C	607	74C	(450)	(524)	469	65C	526	78C	(376)	(438)
350	370.	530	63C	594	74C	(435)	(508)	458	66C	513	78C	(363)	(424)
350	185.(1/6 NEUT)	500	64C	563	76C	(402)	(472)	430	67C	484	79C	(335)	(393)
350	92.(1/3 NEUT)	466	66C	526	78C	(368)	(432)	400	68C	451	81C	(307)	(361)
500	OPEN	696	62C	776	74C	(583)	(675)	603	65C	672	78C	(487)	(565)
500	388.	633	64C	711	76C	(510)	(596)	542	67C	610	80C	(423)	(496)
500	259.	609	65C	685	77C	(484)	(568)	520	68C	586	80C	(401)	(471)
500	129.(1/6 NEUT)	556	67C	629	79C	(430)	(508)	475	69C	537	82C	(360)	(424)
500	65.(1/3 NEUT)	518	68C	585	80C	(399)	(469)	442	70C	499	83C	(334)	(392)
750	OPEN	867	64C	967	75C	(713)	(827)	745	66C	831	79C	(594)	(690)
750	259.	726	67C	820	79C	(561)	(662)	614	69C	695	82C	(464)	(547)
750	173.	678	68C	769	80C	(516)	(610)	576	70C	653	83C	(430)	(508)
750	86.(1/6 NEUT)	604	69C	686	82C	(453)	(536)	515	71C	585	84C	(380)	(449)
750	43.(1/3 NEUT)	587	69C	661	83C	(445)	(522)	496	71C	559	85C	(370)	(434)
1000	OPEN	1001	64C	1118	76C	(820)	(952)	857	67C	957	79C	(680)	(791)
1000	388.	864	67C	975	79C	(673)	(792)	730	69C	825	82C	(554)	(652)
1000	259.	815	67C	924	80C	(623)	(736)	687	69C	779	83C	(515)	(608)
1000	129.	712	69C	811	82C	(531)	(630)	604	71C	688	84C	(444)	(526)
1000	65.(1/6 NEUT)	641	70C	728	84C	(476)	(562)	542	71C	616	85C	(398)	(470)
1250	OPEN	1109	64C	1240	76C	(907)	(1055)	948	67C	1060	79C	(750)	(873)
1250	311.	914	67C	1035	80C	(700)	(828)	768	69C	871	83C	(576)	(680)
1250	207.	846	68C	963	81C	(637)	(756)	714	70C	812	84C	(528)	(626)
1250	104.	732	70C	835	83C	(540)	(641)	618	71C	706	85C	(450)	(534)
1250	52.(1/6 NEUT)	671	71C	762	84C	(498)	(587)	566	72C	643	86C	(415)	(489)
1500	OPEN	1206	64C	1350	76C	(978)	(1139)	1027	67C	1150	80C	(808)	(941)
1500	259.	941	68C	1072	81C	(708)	(840)	790	70C	899	84C	(584)	(692)
1500	173.	862	69C	985	82C	(639)	(759)	727	71C	830	85C	(531)	(631)
1500	86.	742	71C	848	84C	(543)	(645)	625	72C	715	86C	(452)	(536)
1500	43.(1/6 NEUT)	699	71C	792	85C	(517)	(609)	588	72C	666	86C	(430)	(507)
2000	OPEN	1363	65C	1529	77C	(1092)	(1274)	1155	68C	1296	81C	(898)	(1049)
2000	194.	966	70C	1105	83C	(710)	(844)	811	71C	927	85C	(588)	(699)
2000	129.	874	71C	1002	84C	(635)	(756)	734	72C	841	86C	(527)	(627)
2000	65.	760	72C	868	86C	(552)	(654)	637	72C	728	87C	(458)	(543)
2000	32.(1/6 NEUT)	754	72C	851	86C	(557)	(655)	629	73C	711	87C	(460)	(541)

(*) CORRESPONDING EARTH INTERFACE TEMPERATURE - DEGREES C

6470247 0007986 8

Copyright National Electrical Manufacturers Association
Provided by IHS under license with NEMA
No reproduction or networking permitted without license from IHS
Not for Resale

SINGLE CIRCUIT
CONFIGURATION: SPACED (SEE FIGURE 3)

VOLTAGE: 15 KV
COPPER CONDUCTORS

SOIL RESISTIVITY: 120 RHO

EARTH AMBIENT TEMPERATURE: 25C

COND SIZE	SHIELD RESISTANCE MICROHMS/FT. 25C	75% LOAD FACTOR						100% LOAD FACTOR					
		MAXIMUM CONDUCTOR TEMPERATURE 75C		90C		MAXIMUM EARTH INTERFACE TEMPERATURE (50C)	(60C)	MAXIMUM CONDUCTOR TEMPERATURE 75C		90C		MAXIMUM EARTH INTERFACE TEMPERATURE (50C)	(60C)
		AMPS	(*)	AMPS	(*)	AMPS	AMPS	AMPS	(*)	AMPS	(*)	AMPS	AMPS
4/0	OPEN	390	63C	434	74C	(324)	(376)	339	66C	377	78C	(273)	(316)
4/0	918.	381	63C	425	75C	(314)	(364)	330	66C	368	79C	(263)	(306)
4/0	612.	377	64C	421	75C	(309)	(359)	326	66C	364	79C	(259)	(302)
4/0	306.(1/6 NEUT)	365	64C	409	76C	(296)	(346)	315	67C	353	79C	(248)	(289)
4/0	153.(1/3 NEUT)	349	65C	391	77C	(278)	(326)	299	68C	336	80C	(232)	(272)
350	OPEN	512	64C	571	75C	(422)	(489)	442	66C	493	79C	(353)	(409)
350	555.	485	65C	543	77C	(391)	(455)	416	67C	466	80C	(326)	(380)
350	370.	473	65C	530	77C	(378)	(441)	405	68C	455	81C	(315)	(368)
350	185.(1/6 NEUT)	445	66C	501	79C	(349)	(409)	379	69C	427	82C	(290)	(340)
350	92.(1/3 NEUT)	413	67C	466	80C	(319)	(375)	352	69C	397	83C	(266)	(313)
500	OPEN	623	65C	694	77C	(506)	(587)	534	67C	596	80C	(422)	(490)
500	388.	563	66C	632	79C	(442)	(517)	479	69C	538	82C	(367)	(430)
500	259.	540	67C	608	80C	(419)	(492)	458	69C	516	82C	(347)	(408)
500	129.(1/6 NEUT)	491	68C	556	81C	(373)	(440)	417	70C	472	84C	(311)	(367)
500	65.(1/3 NEUT)	456	69C	515	82C	(345)	(406)	387	71C	438	84C	(289)	(340)
750	OPEN	772	66C	861	78C	(619)	(719)	659	68C	735	81C	(515)	(599)
750	259.	641	69C	724	81C	(486)	(573)	539	70C	610	84C	(402)	(474)
750	173.	597	69C	678	82C	(446)	(528)	505	71C	572	84C	(372)	(440)
750	86.(1/6 NEUT)	530	70C	603	84C	(393)	(464)	450	72C	511	86C	(329)	(389)
750	43.(1/3 NEUT)	514	71C	580	84C	(386)	(452)	433	72C	489	86C	(321)	(376)
1000	OPEN	891	66C	995	78C	(712)	(828)	758	68C	846	82C	(590)	(686)
1000	388.	763	68C	862	81C	(583)	(686)	641	70C	725	84C	(480)	(565)
1000	259.	718	69C	815	82C	(539)	(638)	603	71C	683	84C	(446)	(526)
1000	129.	625	70C	713	84C	(460)	(545)	529	72C	602	85C	(384)	(455)
1000	65.(1/6 NEUT)	561	71C	637	85C	(413)	(487)	473	72C	538	86C	(345)	(407)
1250	OPEN	987	66C	1104	78C	(787)	(916)	837	68C	936	82C	(651)	(758)
1250	311.	806	69C	914	82C	(606)	(717)	674	71C	764	84C	(498)	(589)
1250	207.	744	70C	848	83C	(552)	(654)	625	71C	712	85C	(457)	(542)
1250	104.	641	71C	732	85C	(468)	(555)	540	72C	617	86C	(390)	(462)
1250	52.(1/6 NEUT)	587	71C	666	85C	(431)	(509)	494	72C	560	87C	(359)	(424)
1500	OPEN	1072	66C	1200	79C	(849)	(989)	907	69C	1015	82C	(700)	(817)
1500	259.	828	70C	943	83C	(613)	(727)	692	71C	788	85C	(506)	(599)
1500	173.	757	71C	864	84C	(553)	(657)	636	72C	726	86C	(460)	(546)
1500	86.	649	72C	742	86C	(470)	(558)	545	72C	623	87C	(391)	(464)
1500	43.(1/6 NEUT)	610	72C	692	86C	(448)	(527)	512	73C	580	87C	(373)	(439)
2000	OPEN	1209	67C	1356	80C	(947)	(1106)	1017	69C	1141	83C	(779)	(910)
2000	194.	846	71C	969	85C	(614)	(731)	708	72C	809	86C	(509)	(605)
2000	129.	764	72C	876	86C	(550)	(655)	640	72C	734	87C	(456)	(543)
2000	65.	663	72C	758	87C	(478)	(566)	554	73C	634	87C	(397)	(470)
2000	32.(1/6 NEUT)	657	72C	743	87C	(483)	(567)	547	73C	619	88C	(399)	(469)

(*) CORRESPONDING EARTH INTERFACE TEMPERATURE - DEGREES C

IEC 60-76 64702A7 0007687 T

Copyright National Electrical Manufacturers Association
Provided by IHS under license with NEMA
No reproduction or networking permitted without license from IHS
Not for Resale

AMPACITY OF SINGLE CONDUCTOR SOLID DIELECTRIC POWER CABLE
INSTALLED DIRECT BURIED

SINGLE CIRCUIT
CONFIGURATION: SPACED (SEE FIGURE 3)

VOLTAGE: 15 KV
ALUMINUM CONDUCTORS

SOIL RESISTIVITY: 90 RHO

EARTH AMBIENT TEMPERATURE: 25C

		75% LOAD FACTOR						100% LOAD FACTOR					
		MAXIMUM CONDUCTOR TEMPERATURE				MAXIMUM EARTH INTERFACE TEMPERATURE		MAXIMUM CONDUCTOR TEMPERATURE				MAXIMUM EARTH INTERFACE TEMPERATURE	
		75C		90C		(50C)	(60C)	75C		90C		(50C)	(60C)
COND SIZE	SHIELD RESISTANCE MICROHMS/FT. 25C	AMPS	(*)	AMPS	(*)	AMPS	AMPS	AMPS	(*)	AMPS	(*)	AMPS	AMPS
4/0	OPEN	336	59C	374	70C	(291)	(337)**	295	63C	328	74C	(245)	(284)
4/0	1505.	334	60C	372	70C	(288)	(333)	292	63C	326	75C	(242)	(280)
4/0	1003.	332	60C	370	70C	(286)	(331)	291	63C	324	75C	(240)	(279)
4/0	502.(1/6 NEUT)	329	60C	367	71C	(281)	(326)	287	63C	321	75C	(236)	(274)
4/0	251.(1/3 NEUT)	322	61C	360	71C	(273)	(317)	281	64C	314	76C	(229)	(266)
350	OPEN	444	61C	494	71C	(380)	(439)	387	64C	431	76C	(318)	(368)
350	910.	436	61C	486	72C	(369)	(428)	379	64C	422	76C	(308)	(358)
350	607.	432	61C	482	72C	(364)	(422)	375	65C	418	76C	(304)	(353)
350	303.(1/6 NEUT)	420	62C	470	73C	(350)	(408)	364	65C	407	77C	(292)	(341)
350	152.(1/3 NEUT)	403	63C	452	74C	(331)	(387)	348	66C	390	78C	(275)	(322)
500	OPEN	543	62C	604	73C	(457)	(529)	470	65C	524	77C	(382)	(443)
500	637.	523	63C	584	74C	(433)	(504)	451	66C	504	78C	(361)	(420)
500	425.	514	63C	575	74C	(423)	(493)	443	66C	495	78C	(352)	(410)
500	212.(1/6 NEUT)	491	64C	551	76C	(398)	(465)	421	67C	473	79C	(330)	(386)
500	106.(1/3 NEUT)	463	65C	521	77C	(368)	(431)	395	68C	445	81C	(305)	(358)
750	OPEN	680	63C	758	75C	(564)	(653)	586	66C	652	78C	(469)	(544)
750	425.	631	65C	708	77C	(508)	(593)	539	67C	605	80C	(421)	(492)
750	283.	612	65C	687	77C	(487)	(570)	521	68C	585	81C	(403)	(472)
750	142.(1/6 NEUT)	567	67C	640	79C	(441)	(519)	481	69C	543	82C	(366)	(430)
750	71.(1/3 NEUT)	525	68C	593	80C	(405)	(476)	446	70C	503	83C	(337)	(396)
1000	OPEN	793	63C	884	75C	(654)	(758)	680	66C	757	79C	(543)	(630)
1000	637.	746	65C	835	77C	(601)	(701)	635	67C	712	80C	(497)	(580)
1000	425.	726	65C	814	77C	(579)	(677)	617	68C	692	81C	(478)	(559)
1000	212.	676	66C	763	79C	(528)	(621)	572	69C	645	82C	(435)	(511)
1000	106.(1/6 NEUT)	612	68C	693	81C	(467)	(551)	518	70C	587	83C	(388)	(457)
1250	OPEN	891	64C	993	76C	(731)	(848)	761	67C	849	79C	(605)	(702)
1250	509.	817	65C	917	78C	(649)	(760)	692	68C	778	81C	(535)	(626)
1250	340.	787	66C	886	78C	(618)	(726)	665	69C	749	82C	(508)	(597)
1250	170.	718	68C	813	80C	(549)	(648)	604	70C	684	83C	(453)	(534)
1250	85.(1/6 NEUT)	642	69C	728	82C	(483)	(570)	543	71C	616	84C	(402)	(475)
1500	OPEN	979	64C	1092	76C	(797)	(926)	834	67C	930	80C	(659)	(765)
1500	425.	873	66C	983	79C	(684)	(803)	736	69C	829	82C	(562)	(660)
1500	283.	834	67C	941	80C	(645)	(759)	700	69C	791	83C	(528)	(622)
1500	142.	743	69C	845	82C	(559)	(662)	626	70C	711	84C	(463)	(548)
1500	71.(1/6 NEUT)	664	70C	754	83C	(495)	(585)	560	71C	637	85C	(412)	(486)
2000	OPEN	1127	65C	1260	77C	(908)	(1056)	955	68C	1068	81C	(747)	(870)
2000	318.	951	68C	1076	81C	(728)	(858)	795	70C	900	83C	(595)	(701)
2000	212.	890	69C	1012	82C	(669)	(792)	744	70C	845	84C	(550)	(650)
2000	106.	773	70C	882	84C	(570)	(676)	650	71C	742	85C	(472)	(560)
2000	53.(1/6 NEUT)	702	71C	797	85C	(518)	(611)	589	72C	668	86C	(430)	(507)

(*) CORRESPONDING EARTH INTERFACE TEMPERATURE - DEGREES C

** CONDUCTOR TEMPERATURE EXCEEDS 75C

WC 50-76
6470247 0007688 1

Copyright National Electrical Manufacturers Association
Provided by IHS under license with NEMA
No reproduction or networking permitted without license from IHS
Not for Resale

SINGLE CIRCUIT
CONFIGURATION: SPACED (SEE FIGURE 3)

VOLTAGE: 15 KV
ALUMINUM CONDUCTORS

SOIL RESISTIVITY: 120 RHO

EARTH AMBIENT TEMPERATURE: 25C

COND SIZE	SHIELD RESISTANCE MICROHMS/FT. 25C	75% LOAD FACTOR: MAXIMUM CONDUCTOR TEMPERATURE 75C AMPS	(*)	90C AMPS	(*)	MAXIMUM EARTH INTERFACE TEMPERATURE (50C) AMPS	(60C) AMPS	100% LOAD FACTOR: MAXIMUM CONDUCTOR TEMPERATURE 75C AMPS	(*)	90C AMPS	(*)	MAXIMUM EARTH INTERFACE TEMPERATURE (50C) AMPS	(60C) AMPS
4/0	OPEN	303	62C	337	74C	(253)	(293)	263	65C	293	77C	(213)	(247)
4/0	1505.	300	62C	334	74C	(250)	(290)	261	65C	290	78C	(210)	(244)
4/0	1003.	299	63C	333	74C	(249)	(288)	259	66C	289	78C	(209)	(242)
4/0	502.(1/6 NEUT)	295	63C	329	74C	(245)	(284)	256	66C	286	78C	(205)	(238)
4/0	251.(1/3 NEUT)	289	63C	323	75C	(237)	(276)	250	66C	279	79C	(199)	(231)
350	OPEN	399	63C	444	75C	(330)	(382)	344	66C	383	79C	(276)	(320)
350	910.	391	64C	436	75C	(320)	(372)	337	66C	375	79C	(268)	(311)
350	607.	387	64C	432	76C	(316)	(367)	333	67C	372	79C	(264)	(307)
350	303.(1/6 NEUT)	376	64C	421	76C	(304)	(355)	323	67C	361	80C	(254)	(296)
350	152.(1/3 NEUT)	360	65C	404	77C	(287)	(336)	308	68C	346	81C	(239)	(279)
500	OPEN	486	64C	541	76C	(397)	(460)	417	67C	465	80C	(332)	(385)
500	637.	467	65C	522	77C	(376)	(438)	400	68C	447	80C	(313)	(365)
500	425.	458	65C	513	78C	(367)	(428)	392	68C	439	81C	(305)	(356)
500	212.(1/6 NEUT)	437	66C	491	79C	(345)	(403)	372	68C	418	82C	(286)	(335)
500	106.(1/3 NEUT)	410	67C	462	80C	(319)	(374)	348	69C	392	83C	(264)	(310)
750	OPEN	607	65C	676	78C	(490)	(568)	518	68C	577	81C	(407)	(473)
750	425.	561	67C	629	79C	(441)	(515)	476	69C	533	82C	(365)	(427)
750	283.	542	67C	609	80C	(422)	(495)	459	69C	516	83C	(349)	(409)
750	142.(1/6 NEUT)	501	68C	566	81C	(382)	(450)	423	70C	477	84C	(317)	(373)
750	71.(1/3 NEUT)	463	69C	523	82C	(350)	(412)	391	71C	442	84C	(292)	(343)
1000	OPEN	707	66C	787	78C	(568)	(659)	601	68C	670	81C	(471)	(547)
1000	637.	662	67C	742	79C	(521)	(609)	560	69C	628	82C	(430)	(503)
1000	425.	643	67C	722	80C	(502)	(588)	543	69C	610	83C	(414)	(485)
1000	212.	598	68C	675	81C	(458)	(538)	502	70C	567	84C	(377)	(443)
1000	106.(1/6 NEUT)	539	69C	611	83C	(404)	(477)	454	71C	514	85C	(336)	(396)
1250	OPEN	793	66C	884	78C	(635)	(737)	672	68C	750	82C	(525)	(610)
1250	509.	724	67C	813	80C	(563)	(659)	609	69C	685	83C	(463)	(543)
1250	340.	696	68C	784	81C	(536)	(629)	585	70C	659	83C	(440)	(517)
1250	170.	633	69C	717	82C	(475)	(562)	530	71C	600	84C	(392)	(463)
1250	85.(1/6 NEUT)	563	70C	640	84C	(418)	(494)	475	71C	539	85C	(348)	(411)
1500	OPEN	870	66C	971	79C	(692)	(804)	736	69C	821	82C	(571)	(664)
1500	425.	772	68C	869	81C	(593)	(696)	647	70C	729	84C	(487)	(572)
1500	283.	735	69C	831	82C	(558)	(657)	614	70C	695	84C	(458)	(539)
1500	142.	653	70C	743	83C	(484)	(573)	548	71C	622	85C	(401)	(474)
1500	71.(1/6 NEUT)	582	71C	661	85C	(429)	(506)	489	72C	556	86C	(356)	(421)
2000	OPEN	1000	67C	1117	80C	(788)	(917)	841	69C	940	83C	(648)	(755)
2000	318.	838	69C	948	83C	(630)	(743)	697	71C	789	85C	(515)	(607)
2000	212.	782	70C	890	83C	(579)	(686)	651	71C	739	85C	(476)	(563)
2000	106.	677	71C	773	85C	(493)	(585)	567	72C	648	86C	(409)	(485)
2000	53.(1/6 NEUT)	613	72C	696	86C	(449)	(529)	513	73C	583	87C	(372)	(439)

(*) CORRESPONDING EARTH INTERFACE TEMPERATURE - DEGREES C

WC 50-76
6470247 0007489 3

Copyright National Electrical Manufacturers Association
Provided by IHS under license with NEMA
No reproduction or networking permitted without license from IHS
Not for Resale

AMPACITY OF SINGLE CONDUCTOR SOLID DIELECTRIC POWER CABLE
INSTALLED DIRECT BURIED

SINGLE CIRCUIT
CONFIGURATION: SPACED (SEE FIGURE 3)

VOLTAGE: 35 KV
COPPER CONDUCTORS

SOIL RESISTIVITY: 90 RHO

EARTH AMBIENT TEMPERATURE: 25C

COND SIZE	SHIELD RESISTANCE MICROHMS/FT. 25C	75% LOAD FACTOR						100% LOAD FACTOR					
		MAXIMUM CONDUCTOR TEMPERATURE				MAXIMUM EARTH INTERFACE TEMPERATURE		MAXIMUM CONDUCTOR TEMPERATURE				MAXIMUM EARTH INTERFACE TEMPERATURE	
		75C		90C		(50C)	(60C)	75C		90C		(50C)	(60C)
		AMPS	(*)	AMPS	(*)	AMPS	AMPS	AMPS	(*)	AMPS	(*)	AMPS	AMPS
4/0	OPEN	408	55C	455	64C	(378)	(435)**	363	59C	404	69C	(317)	(366)**
4/0	918.	402	55C	449	64C	(368)	(426)**	356	59C	398	70C	(308)	(357)**
4/0	612.	400	55C	446	65C	(364)	(421)**	353	60C	394	70C	(304)	(353)
4/0	306.(1/6 NEUT)	392	56C	438	66C	(352)	(409)**	345	60C	386	71C	(294)	(342)
4/0	153.(1/3 NEUT)	379	57C	424	67C	(335)	(390)**	332	61C	373	72C	(278)	(325)
350	OPEN	544	56C	606	66C	(490)	(566)**	479	60C	534	71C	(409)	(474)
350	555.	523	58C	585	68C	(461)	(535)**	458	62C	512	73C	(384)	(446)
350	370.	514	58C	576	68C	(449)	(522)**	449	62C	503	73C	(373)	(435)
350	185.(1/6 NEUT)	491	60C	552	70C	(419)	(490)	427	63C	479	75C	(347)	(406)
350	92.(1/3 NEUT)	464	61C	522	72C	(386)	(453)	400	65C	451	76C	(320)	(375)
500	OPEN	661	57C	737	67C	(589)	(680)**	579	61C	646	72C	(490)	(568)
500	388.	616	60C	691	70C	(528)	(616)	535	63C	600	75C	(437)	(511)
500	259.	598	60C	672	71C	(505)	(591)	517	64C	581	76C	(417)	(489)
500	129.(1/6 NEUT)	557	62C	629	73C	(456)	(537)	479	65C	540	77C	(377)	(444)
500	65.(1/3 NEUT)	520	64C	587	75C	(419)	(492)	447	67C	504	79C	(348)	(409)
750	OPEN	826	59C	921	69C	(721)	(834)**	719	63C	802	74C	(598)	(693)
750	259.	720	63C	811	74C	(589)	(692)	616	66C	695	78C	(484)	(570)
750	173.	683	64C	773	75C	(547)	(646)	583	67C	659	79C	(451)	(532)
750	86.(1/6 NEUT)	616	66C	698	78C	(481)	(568)	527	68C	597	81C	(400)	(473)
750	43.(1/3 NEUT)	591	66C	666	79C	(463)	(543)	503	69C	567	82C	(384)	(451)
1000	OPEN	961	60C	1073	70C	(827)	(959)	832	63C	929	75C	(684)	(794)
1000	388.	854	63C	963	74C	(697)	(819)	729	66C	822	78C	(572)	(672)
1000	259.	815	64C	921	75C	(653)	(770)	692	67C	783	79C	(535)	(631)
1000	129.	725	66C	824	78C	(561)	(665)	617	68C	701	81C	(466)	(551)
1000	65.(1/6 NEUT)	654	68C	742	80C	(499)	(590)	555	70C	631	83C	(415)	(490)
1250	OPEN	1068	60C	1194	71C	(914)	(1062)	922	64C	1031	75C	(754)	(877)
1250	311.	912	64C	1031	75C	(730)	(860)	773	67C	874	79C	(596)	(704)
1250	207.	856	65C	972	77C	(670)	(793)	724	68C	822	81C	(551)	(651)
1250	104.	749	67C	854	80C	(570)	(676)	636	69C	725	83C	(472)	(560)
1250	52.(1/6 NEUT)	685	69C	777	82C	(519)	(613)	579	70C	658	84C	(431)	(508)
1500	OPEN	1163	61C	1302	72C	(986)	(1147)	1000	64C	1120	76C	(812)	(946)
1500	259.	949	65C	1078	77C	(742)	(879)	800	68C	909	81C	(607)	(719)
1500	173.	878	67C	1001	79C	(673)	(799)	742	69C	846	82C	(555)	(658)
1500	86.	763	69C	871	81C	(572)	(679)	644	70C	736	84C	(474)	(562)
1500	43.(1/6 NEUT)	713	69C	808	83C	(537)	(632)	600	71C	680	85C	(445)	(524)
2000	OPEN	1317	62C	1477	73C	(1100)	(1283)	1126	65C	1264	77C	(903)	(1054)
2000	194.	985	67C	1124	80C	(746)	(887)	828	69C	945	83C	(614)	(729)
2000	129.	898	69C	1028	81C	(670)	(797)	756	70C	866	84C	(553)	(658)
2000	65.	783	70C	894	83C	(578)	(686)	657	71C	750	85C	(478)	(567)
2000	32.(1/6 NEUT)	766	70C	866	84C	(574)	(675)	640	71C	725	85C	(473)	(557)

(*) CORRESPONDING EARTH INTERFACE TEMPERATURE - DEGREES C

** CONDUCTOR TEMPERATURE EXCEEDS 75C

IEC 60287-2-1 2006 T

Copyright National Electrical Manufacturers Association
Provided by IHS under license with NEMA
No reproduction or networking permitted without license from IHS
Not for Resale

AMPACITY OF SINGLE CONDUCTOR SOLID DIELECTRIC POWER CABLE
INSTALLED DIRECT BURIED

SINGLE CIRCUIT
CONFIGURATION: SPACED (SEE FIGURE 3)

VOLTAGE: 35 KV
COPPER CONDUCTORS

SOIL RESISTIVITY: 120 RHO

EARTH AMBIENT TEMPERATURE: 25C

COND SIZE	SHIELD RESISTANCE MICROHMS/FT. 25C	75% LOAD FACTOR						100% LOAD FACTOR					
		MAXIMUM CONDUCTOR TEMPERATURE 75C		90C		MAXIMUM EARTH INTERFACE TEMPERATURE (50C)	(60C)	MAXIMUM CONDUCTOR TEMPERATURE 75C		90C		MAXIMUM EARTH INTERFACE TEMPERATURE (50C)	(60C)
		AMPS	(*)	AMPS	(*)	AMPS	AMPS	AMPS	(*)	AMPS	(*)	AMPS	AMPS
4/0	OPEN	373	58C	415	68C	(329)	(380)**	327	62C	364	73C	(275)	(319)
4/0	918.	367	58C	409	69C	(321)	(372)**	321	62C	358	73C	(268)	(311)
4/0	612.	364	59C	406	69C	(317)	(367)**	318	62C	355	74C	(264)	(307)
4/0	306.(1/6 NEUT)	356	59C	398	70C	(306)	(356)**	310	63C	347	74C	(255)	(297)
4/0	153.(1/3 NEUT)	343	60C	385	71C	(291)	(339)	298	64C	334	76C	(241)	(282)
350	OPEN	494	60C	550	70C	(427)	(493)	430	63C	479	75C	(356)	(412)
350	555.	474	61C	529	72C	(401)	(466)	410	64C	459	76C	(333)	(388)
350	370.	465	61C	520	72C	(390)	(454)	401	65C	450	77C	(323)	(377)
350	185.(1/6 NEUT)	442	63C	497	74C	(364)	(426)	380	66C	427	78C	(301)	(353)
350	92.(1/3 NEUT)	416	64C	468	75C	(334)	(393)	356	67C	401	79C	(277)	(325)
500	OPEN	599	60C	668	71C	(512)	(593)	519	64C	579	76C	(426)	(494)
500	388.	555	62C	622	74C	(458)	(535)	476	66C	535	78C	(379)	(443)
500	259.	537	63C	604	74C	(438)	(513)	460	66C	517	78C	(361)	(424)
500	129.(1/6 NEUT)	498	65C	562	76C	(395)	(465)	424	67C	479	80C	(327)	(385)
500	65.(1/3 NEUT)	463	66C	523	78C	(363)	(427)	395	68C	445	81C	(302)	(355)
750	OPEN	745	62C	831	73C	(627)	(726)	642	65C	716	77C	(519)	(603)
750	259.	643	65C	725	77C	(511)	(600)	545	68C	616	80C	(420)	(494)
750	173.	608	66C	688	78C	(473)	(559)	515	68C	583	81C	(391)	(461)
750	86.(1/6 NEUT)	545	68C	619	80C	(416)	(492)	463	70C	526	83C	(347)	(410)
750	43.(1/3 NEUT)	523	68C	589	81C	(402)	(471)	442	70C	498	83C	(332)	(390)
1000	OPEN	865	63C	966	74C	(719)	(834)	741	66C	828	78C	(594)	(690)
1000	388.	762	65C	859	77C	(604)	(710)	645	68C	728	81C	(496)	(583)
1000	259.	725	66C	820	78C	(565)	(667)	611	69C	691	82C	(463)	(546)
1000	129.	642	68C	730	81C	(486)	(576)	543	70C	617	83C	(403)	(477)
1000	65.(1/6 NEUT)	576	69C	654	82C	(432)	(511)	487	71C	553	84C	(360)	(425)
1250	OPEN	960	63C	1074	74C	(794)	(924)	821	66C	918	78C	(655)	(762)
1250	311.	811	66C	918	78C	(632)	(746)	682	69C	772	82C	(517)	(610)
1250	207.	759	67C	863	80C	(580)	(687)	638	69C	725	83C	(477)	(564)
1250	104.	661	69C	754	82C	(493)	(585)	558	71C	636	84C	(409)	(485)
1250	52.(1/6 NEUT)	603	70C	684	83C	(450)	(531)	507	71C	576	85C	(373)	(440)
1500	OPEN	1044	63C	1169	75C	(857)	(997)	889	66C	996	79C	(705)	(821)
1500	259.	842	67C	957	80C	(643)	(761)	705	69C	800	83C	(526)	(622)
1500	173.	776	68C	885	81C	(582)	(692)	652	70C	743	84C	(481)	(570)
1500	86.	671	70C	766	83C	(495)	(587)	564	71C	644	85C	(410)	(487)
1500	43.(1/6 NEUT)	625	70C	709	84C	(465)	(548)	524	72C	595	86C	(385)	(454)
2000	OPEN	1179	64C	1323	76C	(955)	(1114)	999	67C	1121	80C	(783)	(915)
2000	194.	868	69C	992	82C	(646)	(768)	726	71C	829	84C	(531)	(631)
2000	129.	790	70C	904	83C	(580)	(690)	662	71C	758	85C	(479)	(569)
2000	65.	686	71C	784	85C	(501)	(594)	573	72C	655	86C	(414)	(491)
2000	32.(1/6 NEUT)	670	71C	758	85C	(497)	(585)	559	72C	633	86C	(410)	(482)

(*) CORRESPONDING EARTH INTERFACE TEMPERATURE – DEGREES C

** CONDUCTOR TEMPERATURE EXCEEDS 75C

WC 50-76 6470247 0007691 1

Copyright National Electrical Manufacturers Association
Provided by IHS under license with NEMA
No reproduction or networking permitted without license from IHS
Not for Resale

AMPACITY OF SINGLE CONDUCTOR SOLID DIELECTRIC POWER CABLE
INSTALLED DIRECT BURIED

SINGLE CIRCUIT
CONFIGURATION: SPACED (SEE FIGURE 3)

VOLTAGE: 35 KV
ALUMINUM CONDUCTORS

SOIL RESISTIVITY: 90 RHO

EARTH AMBIENT TEMPERATURE: 25C

COND SIZE	SHIELD RESISTANCE MICROHMS/FT. 25C	75% LOAD FACTOR						100% LOAD FACTOR					
		MAXIMUM CONDUCTOR TEMPERATURE 75C		90C		MAXIMUM EARTH INTERFACE TEMPERATURE (50C)	(60C)	MAXIMUM CONDUCTOR TEMPERATURE 75C		90C		MAXIMUM EARTH INTERFACE TEMPERATURE (50C)	(60C)
		AMPS	(*)	AMPS	(*)	AMPS	AMPS	AMPS	(*)	AMPS	(*)	AMPS	AMPS
4/0	OPEN	317	54C	353	63C	(295)	(339)**	282	59C	314	69C	(247)	(285)**
4/0	1505.	316	54C	351	63C	(292)	(337)**	280	59C	312	69C	(245)	(283)**
4/0	1003.	315	55C	351	64C	(291)	(335)**	279	59C	311	69C	(243)	(282)**
4/0	502.(1/6 NEUT)	312	55C	348	64C	(287)	(331)**	277	59C	308	69C	(240)	(278)**
4/0	251.(1/3 NEUT)	308	55C	344	65C	(280)	(325)**	272	60C	304	70C	(234)	(272)
350	OPEN	423	56C	471	66C	(383)	(442)**	373	60C	415	71C	(320)	(370)
350	910.	417	57C	465	66C	(375)	(433)**	367	61C	409	71C	(312)	(362)
350	607.	414	57C	462	66C	(370)	(429)**	364	61C	406	72C	(309)	(358)
350	303.(1/6 NEUT)	406	58C	454	67C	(359)	(417)**	356	61C	398	72C	(299)	(347)
350	152.(1/3 NEUT)	393	59C	440	69C	(342)	(398)**	343	62C	384	74C	(283)	(331)
500	OPEN	516	57C	575	67C	(462)	(533)**	453	61C	504	72C	(385)	(445)
500	637.	502	58C	561	68C	(442)	(513)**	439	62C	490	73C	(367)	(427)
500	425.	496	58C	554	68C	(434)	(504)**	432	62C	483	73C	(360)	(419)
500	212.(1/6 NEUT)	479	59C	537	70C	(412)	(480)**	416	63C	466	74C	(340)	(398)
500	106.(1/3 NEUT)	456	61C	512	71C	(384)	(449)	394	64C	442	76C	(317)	(371)
750	OPEN	649	58C	723	69C	(569)	(658)**	565	62C	630	74C	(472)	(547)
750	425.	613	60C	687	71C	(523)	(609)	530	64C	593	75C	(431)	(503)
750	283.	598	61C	671	72C	(504)	(588)	515	64C	578	76C	(415)	(486)
750	142.(1/6 NEUT)	563	62C	634	73C	(463)	(543)	482	66C	543	78C	(380)	(447)
750	71.(1/3 NEUT)	527	64C	594	75C	(424)	(498)	450	67C	507	79C	(350)	(411)
1000	OPEN	762	59C	849	70C	(659)	(763)**	660	63C	735	75C	(546)	(632)
1000	637.	726	61C	812	72C	(614)	(714)	625	64C	699	76C	(506)	(590)
1000	425.	710	61C	796	72C	(594)	(694)	609	65C	684	77C	(489)	(571)
1000	212.	670	63C	754	74C	(548)	(642)	572	66C	644	78C	(449)	(528)
1000	106.(1/6 NEUT)	616	65C	697	76C	(489)	(576)	524	67C	592	80C	(403)	(475)
1250	OPEN	858	60C	956	71C	(736)	(852)	740	64C	825	75C	(608)	(705)
1250	509.	800	62C	898	73C	(665)	(777)	685	65C	768	77C	(546)	(639)
1250	340.	776	63C	873	74C	(637)	(746)	662	66C	745	78C	(522)	(612)
1250	170.	720	64C	813	76C	(574)	(677)	609	67C	688	80C	(470)	(553)
1250	85.(1/6 NEUT)	650	66C	737	78C	(505)	(597)	551	69C	625	81C	(418)	(493)
1500	OPEN	944	61C	1053	72C	(803)	(931)	812	64C	906	76C	(662)	(768)
1500	425.	860	63C	967	74C	(703)	(824)	732	66C	823	78C	(576)	(675)
1500	283.	827	64C	933	75C	(666)	(783)	701	67C	791	79C	(544)	(640)
1500	142.	751	66C	852	78C	(586)	(693)	635	68C	719	81C	(482)	(569)
1500	71.(1/6 NEUT)	675	67C	766	80C	(517)	(611)	572	69C	649	83C	(428)	(506)
2000	OPEN	1089	62C	1217	73C	(914)	(1062)	932	65C	1041	77C	(751)	(873)
2000	318.	946	65C	1068	77C	(751)	(885)	797	68C	901	80C	(612)	(721)
2000	212.	896	66C	1015	78C	(698)	(826)	751	68C	852	81C	(569)	(672)
2000	106.	789	68C	898	80C	(598)	(709)	665	70C	756	83C	(493)	(585)
2000	53.(1/6 NEUT)	715	69C	812	82C	(539)	(636)	601	71C	683	84C	(445)	(525)

(*) CORRESPONDING EARTH INTERFACE TEMPERATURE - DEGREES C

** CONDUCTOR TEMPERATURE EXCEEDS 75C

WC 50-76
6470247 0007692 3

Copyright National Electrical Manufacturers Association
Provided by IHS under license with NEMA
No reproduction or networking permitted without license from IHS
Not for Resale

AMPACITY OF SINGLE CONDUCTOR SOLID DIELECTRIC POWER CABLE
INSTALLED DIRECT BURIED

SINGLE CIRCUIT
CONFIGURATION: SPACED (SEE FIGURE 3)

VOLTAGE: 35 KV
ALUMINUM CONDUCTORS

SOIL RESISTIVITY: 120 RHO

EARTH AMBIENT TEMPERATURE: 25C

COND SIZE	SHIELD RESISTANCE MICROHMS/FT. 25C	75% LOAD FACTOR: MAXIMUM CONDUCTOR TEMPERATURE 75C AMPS	(*)	90C AMPS	(*)	MAXIMUM EARTH INTERFACE TEMPERATURE (50C) AMPS	(60C) AMPS	100% LOAD FACTOR: MAXIMUM CONDUCTOR TEMPERATURE 75C AMPS	(*)	90C AMPS	(*)	MAXIMUM EARTH INTERFACE TEMPERATURE (50C) AMPS	(60C) AMPS
4/0	OPEN	290	58C	323	68C	(257)	(297)**	254	61C	283	73C	(215)	(249)
4/0	1505.	288	58C	321	68C	(255)	(294)**	253	62C	281	73C	(213)	(246)
4/0	1003.	287	58C	320	68C	(253)	(293)**	252	62C	281	73C	(212)	(245)
4/0	502.(1/6 NEUT)	285	58C	317	68C	(250)	(289)**	249	62C	278	73C	(209)	(242)
4/0	251.(1/3 NEUT)	280	59C	313	69C	(244)	(283)**	245	62C	273	74C	(203)	(236)
350	OPEN	385	59C	428	70C	(334)	(386)**	335	63C	373	74C	(278)	(322)
350	910.	379	60C	422	70C	(326)	(378)	329	63C	367	75C	(271)	(315)
350	607.	376	60C	419	71C	(322)	(374)	326	64C	364	75C	(268)	(311)
350	303.(1/6 NEUT)	368	61C	411	71C	(312)	(363)	319	64C	356	76C	(259)	(302)
350	152.(1/3 NEUT)	355	62C	398	72C	(297)	(346)	306	65C	343	77C	(246)	(287)
500	OPEN	468	60C	521	71C	(402)	(465)	406	64C	452	75C	(334)	(387)
500	637.	454	61C	507	72C	(385)	(447)	393	64C	438	76C	(319)	(371)
500	425.	448	61C	501	72C	(377)	(438)	386	65C	432	77C	(312)	(364)
500	212.(1/6 NEUT)	432	62C	484	73C	(357)	(417)	371	65C	416	78C	(295)	(345)
500	106.(1/3 NEUT)	409	63C	460	75C	(333)	(390)	350	66C	393	79C	(274)	(322)
750	OPEN	586	61C	653	72C	(495)	(573)	505	65C	563	77C	(410)	(476)
750	425.	551	63C	617	74C	(454)	(529)	472	66C	528	78C	(374)	(437)
750	283.	537	64C	602	75C	(437)	(511)	458	66C	514	79C	(360)	(421)
750	142.(1/6 NEUT)	503	65C	567	77C	(401)	(471)	427	68C	481	80C	(330)	(387)
750	71.(1/3 NEUT)	469	66C	529	78C	(367)	(432)	397	68C	448	81C	(303)	(356)
1000	OPEN	686	62C	765	74C	(573)	(664)	588	66C	656	78C	(474)	(550)
1000	637.	651	63C	729	75C	(533)	(621)	555	66C	622	79C	(439)	(512)
1000	425.	636	64C	713	76C	(516)	(602)	541	67C	607	79C	(424)	(496)
1000	212.	598	65C	674	77C	(475)	(557)	506	68C	570	81C	(389)	(457)
1000	106.(1/6 NEUT)	547	67C	619	79C	(423)	(499)	462	69C	522	82C	(349)	(411)
1250	OPEN	771	63C	860	74C	(640)	(742)	659	66C	735	78C	(528)	(613)
1250	509.	716	64C	803	76C	(577)	(675)	607	67C	681	80C	(474)	(554)
1250	340.	693	65C	779	77C	(552)	(648)	586	68C	659	81C	(453)	(531)
1250	170.	640	66C	723	79C	(497)	(586)	537	69C	608	82C	(407)	(479)
1250	85.(1/6 NEUT)	575	68C	652	81C	(437)	(517)	485	70C	550	83C	(362)	(427)
1500	OPEN	847	63C	945	75C	(698)	(810)	722	66C	805	79C	(574)	(668)
1500	425.	767	65C	863	77C	(610)	(715)	647	68C	728	81C	(499)	(585)
1500	283.	736	66C	830	78C	(577)	(679)	619	69C	699	82C	(472)	(555)
1500	142.	665	68C	755	80C	(507)	(600)	558	70C	633	83C	(417)	(493)
1500	71.(1/6 NEUT)	595	69C	676	82C	(448)	(529)	501	71C	569	84C	(371)	(438)
2000	OPEN	975	64C	1090	76C	(794)	(923)	827	67C	924	80C	(652)	(758)
2000	318.	840	67C	949	79C	(651)	(767)	702	69C	794	82C	(530)	(625)
2000	212.	793	68C	899	80C	(605)	(715)	661	70C	750	83C	(493)	(582)
2000	106.	695	69C	792	82C	(517)	(613)	583	71C	663	85C	(427)	(506)
2000	53.(1/6 NEUT)	628	70C	713	84C	(467)	(551)	526	71C	597	85C	(385)	(455)

(*) CORRESPONDING EARTH INTERFACE TEMPERATURE - DEGREES C

** CONDUCTOR TEMPERATURE EXCEEDS 75C

WC 50-76
6470247 0007693 5

Copyright National Electrical Manufacturers Association
Provided by IHS under license with NEMA
No reproduction or networking permitted without license from IHS
Not for Resale

AMPACITY OF SINGLE CONDUCTOR SOLID DIELECTRIC POWER CABLE
INSTALLED DIRECT BURIED

DOUBLE CIRCUIT
CONFIGURATION: SPACED (SEE FIGURE 4)

VOLTAGE: 15 KV
COPPER CONDUCTORS

SOIL RESISTIVITY: 90 RHO

EARTH AMBIENT TEMPERATURE: 25C

COND SIZE	SHIELD RESISTANCE MICROHMS/FT. 25C	75% LOAD FACTOR						100% LOAD FACTOR					
		MAXIMUM CONDUCTOR TEMPERATURE				MAXIMUM EARTH INTERFACE TEMPERATURE		MAXIMUM CONDUCTOR TEMPERATURE				MAXIMUM EARTH INTERFACE TEMPERATURE	
		75C		90C		(50C)	(60C)	75C		90C		(50C)	(60C)
		AMPS	(*)	AMPS	(*)	AMPS	AMPS	AMPS	(*)	AMPS	(*)	AMPS	AMPS
4/0	OPEN	404	62C	450	73C	(340)	(393)	349	65C	388	77C	(282)	(327)
4/0	918.	395	62C	440	74C	(328)	(381)	339	66C	379	78C	(272)	(317)
4/0	612.	390	63C	435	74C	(322)	(375)	335	66C	375	78C	(268)	(312)
4/0	306.(1/6 NEUT)	376	64C	421	75C	(306)	(357)	323	66C	362	79C	(254)	(297)
4/0	153.(1/3 NEUT)	356	65C	400	77C	(285)	(334)	305	67C	343	80C	(237)	(278)
350	OPEN	531	63C	591	74C	(441)	(510)	455	66C	507	78C	(365)	(423)
350	555.	499	64C	559	76C	(404)	(471)	426	67C	478	80C	(334)	(391)
350	370.	485	65C	544	77C	(388)	(454)	413	67C	464	80C	(322)	(376)
350	185.(1/6 NEUT)	451	66C	509	78C	(354)	(416)	384	68C	433	81C	(293)	(345)
350	92.(1/3 NEUT)	418	67C	472	80C	(323)	(380)	354	69C	400	83C	(268)	(315)
500	OPEN	644	64C	718	76C	(528)	(612)	550	67C	612	80C	(436)	(507)
500	388.	574	66C	646	78C	(451)	(530)	487	68C	548	82C	(373)	(438)
500	259.	547	67C	618	79C	(425)	(500)	463	69C	523	82C	(351)	(413)
500	129.(1/6 NEUT)	495	68C	561	81C	(376)	(444)	418	70C	474	84C	(311)	(368)
500	65.(1/3 NEUT)	461	69C	521	82C	(350)	(411)	389	71C	439	84C	(290)	(341)
750	OPEN	799	65C	891	77C	(645)	(749)	677	68C	755	81C	(532)	(618)
750	259.	645	68C	730	81C	(489)	(577)	542	70C	614	84C	(403)	(476)
750	173.	600	69C	682	82C	(449)	(531)	504	71C	572	84C	(371)	(438)
750	86.(1/6 NEUT)	534	70C	607	84C	(396)	(468)	447	72C	508	86C	(327)	(386)
750	43.(1/3 NEUT)	520	71C	586	84C	(390)	(458)	435	72C	490	86C	(322)	(378)
1000	OPEN	921	65C	1028	78C	(740)	(860)	778	68C	868	81C	(608)	(707)
1000	388.	771	68C	872	81C	(587)	(692)	647	70C	732	84C	(483)	(569)
1000	259.	720	69C	818	82C	(541)	(640)	603	71C	685	84C	(445)	(526)
1000	129.	627	70C	714	84C	(461)	(547)	523	72C	597	86C	(380)	(450)
1000	65.(1/6 NEUT)	564	71C	641	85C	(415)	(490)	470	72C	534	86C	(342)	(404)
1250	OPEN	1019	65C	1139	78C	(817)	(951)	859	68C	960	81C	(670)	(780)
1250	311.	807	69C	916	82C	(606)	(717)	674	71C	766	84C	(497)	(588)
1250	207.	744	70C	848	83C	(551)	(654)	621	71C	708	85C	(453)	(537)
1250	104.	641	71C	732	85C	(468)	(555)	533	72C	609	86C	(385)	(456)
1250	52.(1/6 NEUT)	590	71C	669	85C	(434)	(511)	490	72C	556	87C	(357)	(420)
1500	OPEN	1106	66C	1238	78C	(881)	(1026)	930	68C	1041	82C	(720)	(840)
1500	259.	827	70C	942	83C	(612)	(726)	688	71C	785	85C	(502)	(595)
1500	173.	755	71C	863	84C	(552)	(656)	627	72C	717	86C	(453)	(538)
1500	86.	649	72C	741	86C	(470)	(558)	538	72C	615	87C	(386)	(458)
1500	43.(1/6 NEUT)	613	72C	694	86C	(450)	(530)	508	73C	575	87C	(370)	(435)
2000	OPEN	1246	67C	1398	79C	(981)	(1145)	1042	69C	1169	82C	(800)	(935)
2000	194.	842	71C	964	85C	(611)	(727)	697	72C	798	86C	(500)	(595)
2000	129.	760	72C	872	86C	(547)	(651)	629	73C	721	87C	(448)	(533)
2000	65.	662	72C	756	87C	(477)	(566)	547	73C	625	87C	(391)	(464)
2000	32.(1/6 NEUT)	659	72C	745	87C	(485)	(569)	544	73C	614	88C	(397)	(466)

(*) CORRESPONDING EARTH INTERFACE TEMPERATURE - DEGREES C

CAUTION - THESE AMPACITIES APPLY ONLY TO THE PHASE SEQUENCE ARRANGEMENT OF FIGURE 4

IEC 60-76 4702447 0007694 7

Copyright National Electrical Manufacturers Association
Provided by IHS under license with NEMA
No reproduction or networking permitted without license from IHS
Not for Resale

DOUBLE CIRCUIT
CONFIGURATION: SPACED (SEE FIGURE 4)

VOLTAGE: 15 KV
COPPER CONDUCTORS

SOIL RESISTIVITY: 120 RHO

EARTH AMBIENT TEMPERATURE: 25C

COND SIZE	SHIELD RESISTANCE MICROHMS/FT. 25C	75% LOAD FACTOR: MAXIMUM CONDUCTOR TEMPERATURE 75C AMPS	(*)	90C AMPS	(*)	MAXIMUM EARTH INTERFACE TEMPERATURE (50C) AMPS	(60C) AMPS	100% LOAD FACTOR: MAXIMUM CONDUCTOR TEMPERATURE 75C AMPS	(*)	90C AMPS	(*)	MAXIMUM EARTH INTERFACE TEMPERATURE (50C) AMPS	(60C) AMPS
4/0	OPEN	362	64C	403	76C	(295)	(342)	309	67C	344	80C	(245)	(284)
4/0	918.	352	65C	393	77C	(285)	(331)	301	68C	336	80C	(236)	(275)
4/0	612.	348	65C	389	77C	(279)	(325)	297	68C	332	81C	(232)	(270)
4/0	306.(1/6 NEUT)	335	66C	375	78C	(266)	(310)	285	68C	320	81C	(221)	(258)
4/0	153.(1/3 NEUT)	316	67C	355	79C	(247)	(289)	269	69C	302	82C	(205)	(241)
350	OPEN	473	65C	527	77C	(383)	(444)	403	68C	449	81C	(317)	(368)
350	555.	444	66C	497	79C	(350)	(409)	376	69C	422	82C	(290)	(339)
350	370.	430	67C	483	79C	(337)	(394)	365	69C	410	82C	(279)	(326)
350	185.(1/6 NEUT)	399	68C	450	81C	(307)	(361)	338	70C	381	83C	(254)	(299)
350	92.(1/3 NEUT)	369	69C	416	82C	(280)	(329)	311	71C	351	84C	(232)	(273)
500	OPEN	573	66C	639	79C	(459)	(532)	485	69C	541	82C	(379)	(440)
500	388.	508	68C	572	81C	(391)	(459)	428	70C	482	83C	(323)	(379)
500	259.	483	69C	546	82C	(368)	(433)	407	70C	460	84C	(304)	(358)
500	129.(1/6 NEUT)	436	70C	494	83C	(326)	(385)	366	71C	415	85C	(270)	(318)
500	65.(1/3 NEUT)	405	70C	458	84C	(303)	(356)	340	72C	384	86C	(251)	(295)
750	OPEN	709	67C	791	80C	(560)	(651)	596	69C	665	83C	(461)	(536)
750	259.	567	70C	642	83C	(423)	(500)	475	71C	538	85C	(349)	(412)
750	173.	527	70C	599	84C	(389)	(460)	440	72C	501	86C	(321)	(380)
750	86.(1/6 NEUT)	468	71C	531	85C	(343)	(405)	390	72C	444	86C	(283)	(335)
750	43.(1/3 NEUT)	455	71C	513	85C	(338)	(396)	379	72C	427	87C	(279)	(327)
1000	OPEN	816	67C	911	80C	(642)	(747)	685	69C	764	83C	(527)	(614)
1000	388.	678	70C	768	83C	(509)	(600)	566	71C	641	85C	(418)	(493)
1000	259.	632	70C	718	84C	(468)	(554)	527	72C	599	85C	(385)	(455)
1000	129.	549	71C	626	85C	(399)	(474)	456	72C	521	86C	(329)	(390)
1000	65.(1/6 NEUT)	493	72C	560	86C	(360)	(424)	409	73C	465	87C	(296)	(350)
1250	OPEN	903	67C	1010	80C	(709)	(826)	756	70C	845	83C	(581)	(677)
1250	311.	709	70C	805	84C	(525)	(621)	590	71C	670	85C	(431)	(510)
1250	207.	652	71C	744	84C	(477)	(566)	542	72C	618	86C	(392)	(465)
1250	104.	560	72C	640	86C	(405)	(481)	465	73C	531	87C	(333)	(395)
1250	52.(1/6 NEUT)	515	72C	584	86C	(376)	(443)	426	73C	484	87C	(309)	(364)
1500	OPEN	979	68C	1096	81C	(764)	(891)	817	70C	915	83C	(624)	(728)
1500	259.	725	71C	826	85C	(530)	(628)	601	72C	685	86C	(434)	(515)
1500	173.	660	71C	755	85C	(478)	(567)	547	72C	626	87C	(392)	(465)
1500	86.	566	72C	647	86C	(407)	(483)	468	73C	535	87C	(334)	(397)
1500	43.(1/6 NEUT)	534	73C	605	87C	(390)	(459)	442	73C	500	88C	(320)	(377)
2000	OPEN	1101	68C	1235	82C	(850)	(993)	915	70C	1027	84C	(693)	(810)
2000	194.	736	72C	842	86C	(529)	(629)	607	73C	696	87C	(433)	(515)
2000	129.	663	72C	761	87C	(474)	(564)	547	73C	628	87C	(388)	(462)
2000	65.	577	73C	659	87C	(413)	(490)	475	73C	543	88C	(339)	(401)
2000	32.(1/6 NEUT)	574	73C	649	87C	(420)	(493)	473	73C	534	88C	(344)	(404)

(*) CORRESPONDING EARTH INTERFACE TEMPERATURE - DEGREES C

CAUTION - THESE AMPACITIES APPLY ONLY TO THE PHASE SEQUENCE ARRANGEMENT OF FIGURE 4

WC 50-76
6470247 0007695 9

Copyright National Electrical Manufacturers Association
Provided by IHS under license with NEMA
No reproduction or networking permitted without license from IHS
Not for Resale

AMPACITY OF SINGLE CONDUCTOR SOLID DIELECTRIC POWER CABLE
INSTALLED DIRECT BURIED

DOUBLE CIRCUIT
CONFIGURATION: SPACED (SEE FIGURE 4)

VOLTAGE: 15 KV
ALUMINUM CONDUCTORS

SOIL RESISTIVITY: 90 RHO

EARTH AMBIENT TEMPERATURE: 25C

COND SIZE	SHIELD RESISTANCE MICROHMS/FT. 25C	75% LOAD FACTOR						100% LOAD FACTOR					
		MAXIMUM CONDUCTOR TEMPERATURE				MAXIMUM EARTH INTERFACE TEMPERATURE		MAXIMUM CONDUCTOR TEMPERATURE				MAXIMUM EARTH INTERFACE TEMPERATURE	
		75C		90C		(50C)	(60C)	75C		90C		(50C)	(60C)
		AMPS	(*)	AMPS	(*)	AMPS	AMPS	AMPS	(*)	AMPS	(*)	AMPS	AMPS
4/0	OPEN	314	61C	349	72C	(265)	(307)	271	65C	301	77C	(220)	(255)
4/0	1505.	311	62C	346	73C	(262)	(303)	268	65C	299	77C	(217)	(252)
4/0	1003.	309	62C	345	73C	(260)	(301)	267	65C	297	77C	(216)	(251)
4/0	502.(1/6 NEUT)	306	62C	341	73C	(255)	(297)	263	65C	294	77C	(212)	(246)
4/0	251.(1/3 NEUT)	298	63C	333	74C	(246)	(287)	256	66C	287	78C	(204)	(238)
350	OPEN	413	62C	459	74C	(345)	(399)	354	66C	394	78C	(285)	(331)
350	910.	404	63C	450	74C	(334)	(388)	346	66C	386	78C	(276)	(321)
350	607.	399	63C	446	75C	(329)	(382)	342	66C	382	79C	(272)	(317)
350	303.(1/6 NEUT)	386	64C	433	76C	(314)	(366)	330	67C	370	79C	(260)	(304)
350	152.(1/3 NEUT)	367	65C	412	77C	(293)	(344)	313	68C	352	80C	(243)	(285)
500	OPEN	503	64C	560	75C	(414)	(480)	429	67C	478	79C	(342)	(397)
500	637.	481	64C	538	76C	(390)	(454)	410	67C	458	80C	(322)	(376)
500	425.	471	65C	528	77C	(379)	(442)	401	68C	449	80C	(313)	(365)
500	212.(1/6 NEUT)	445	66C	501	78C	(352)	(412)	378	68C	425	81C	(291)	(341)
500	106.(1/3 NEUT)	415	67C	467	80C	(322)	(378)	351	69C	396	82C	(266)	(313)
750	OPEN	628	65C	699	77C	(510)	(591)	532	67C	593	80C	(420)	(488)
750	425.	574	66C	644	79C	(452)	(529)	485	69C	544	82C	(372)	(436)
750	283.	551	67C	621	80C	(429)	(504)	465	69C	524	82C	(354)	(415)
750	142.(1/6 NEUT)	505	68C	570	81C	(385)	(453)	424	70C	480	84C	(317)	(374)
750	71.(1/3 NEUT)	467	69C	527	82C	(354)	(416)	392	71C	443	84C	(292)	(343)
1000	OPEN	730	65C	813	77C	(591)	(685)	617	68C	687	81C	(485)	(563)
1000	637.	678	66C	761	79C	(535)	(626)	572	69C	641	82C	(440)	(514)
1000	425.	656	67C	737	79C	(512)	(600)	552	69C	621	82C	(421)	(493)
1000	212.	602	68C	680	81C	(460)	(542)	505	70C	571	83C	(378)	(445)
1000	106.(1/6 NEUT)	541	69C	613	83C	(406)	(479)	452	71C	513	85C	(334)	(394)
1250	OPEN	818	65C	912	78C	(659)	(765)	690	68C	769	81C	(540)	(627)
1250	509.	737	67C	829	80C	(574)	(673)	619	69C	696	83C	(470)	(552)
1250	340.	705	68C	795	81C	(542)	(637)	591	70C	666	83C	(444)	(522)
1250	170.	633	69C	718	82C	(476)	(562)	529	71C	600	84C	(390)	(461)
1250	85.(1/6 NEUT)	565	70C	641	84C	(419)	(495)	470	72C	534	85C	(344)	(407)
1500	OPEN	897	66C	1001	78C	(718)	(834)	754	68C	842	82C	(588)	(683)
1500	425.	782	68C	882	81C	(600)	(705)	654	70C	738	83C	(491)	(578)
1500	283.	739	69C	836	82C	(560)	(660)	617	70C	699	84C	(458)	(541)
1500	142.	653	70C	742	83C	(484)	(573)	543	71C	618	85C	(397)	(470)
1500	71.(1/6 NEUT)	583	71C	662	85C	(429)	(507)	484	72C	550	86C	(352)	(416)
2000	OPEN	1031	67C	1152	79C	(816)	(949)	862	69C	963	82C	(666)	(775)
2000	318.	840	69C	952	83C	(630)	(744)	698	71C	792	85C	(515)	(608)
2000	212.	780	70C	887	84C	(577)	(683)	647	71C	736	85C	(472)	(559)
2000	106.	675	71C	770	85C	(492)	(583)	559	72C	638	86C	(402)	(477)
2000	53.(1/6 NEUT)	613	72C	696	86C	(449)	(530)	507	73C	576	87C	(368)	(434)

(*) CORRESPONDING EARTH INTERFACE TEMPERATURE - DEGREES C

CAUTION - THESE AMPACITIES APPLY ONLY TO THE PHASE SEQUENCE ARRANGEMENT OF FIGURE 4

WC 50-76
6470247 0007696 0

Copyright National Electrical Manufacturers Association
Provided by IHS under license with NEMA
No reproduction or networking permitted without license from IHS
Not for Resale

DOUBLE CIRCUIT
CONFIGURATION: SPACED (SEE FIGURE 4)

VOLTAGE: 15 KV
ALUMINUM CONDUCTORS

SOIL RESISTIVITY: 120 RHO

EARTH AMBIENT TEMPERATURE: 25C

		75% LOAD FACTOR						100% LOAD FACTOR					
		MAXIMUM CONDUCTOR TEMPERATURE				MAXIMUM EARTH INTERFACE TEMPERATURE		MAXIMUM CONDUCTOR TEMPERATURE				MAXIMUM EARTH INTERFACE TEMPERATURE	
		75C		90C		(50C)	(60C)	75C		90C		(50C)	(60C)
COND SIZE	SHIELD RESISTANCE MICROHMS/FT. 25C	AMPS	(*)	AMPS	(*)	AMPS	AMPS	AMPS	(*)	AMPS	(*)	AMPS	AMPS
4/0	OPEN	281	64C	313	76C	(230)	(267)	240	67C	268	79C	(191)	(222)
4/0	1505.	278	64C	310	76C	(227)	(264)	238	67C	265	80C	(189)	(219)
4/0	1003.	277	64C	309	76C	(226)	(262)	237	67C	264	80C	(187)	(218)
4/0	502.(1/6 NEUT)	273	65C	305	76C	(222)	(258)	233	67C	260	80C	(184)	(214)
4/0	251.(1/3 NEUT)	266	65C	297	77C	(214)	(249)	227	68C	254	80C	(177)	(207)
350	OPEN	369	65C	410	77C	(299)	(347)	314	68C	349	80C	(248)	(287)
350	910.	360	65C	402	77C	(290)	(337)	306	68C	341	81C	(240)	(279)
350	607.	356	66C	398	78C	(285)	(332)	302	68C	338	81C	(236)	(275)
350	303.(1/6 NEUT)	344	66C	385	78C	(272)	(318)	292	68C	327	82C	(225)	(263)
350	152.(1/3 NEUT)	326	67C	366	80C	(254)	(298)	276	69C	310	82C	(211)	(247)
500	OPEN	448	66C	499	78C	(360)	(417)	379	68C	422	81C	(297)	(345)
500	637.	428	67C	478	79C	(338)	(394)	362	69C	404	82C	(279)	(326)
500	425.	418	67C	468	80C	(328)	(384)	353	69C	396	82C	(271)	(317)
500	212.(1/6 NEUT)	394	68C	443	81C	(305)	(357)	333	70C	374	83C	(252)	(295)
500	106.(1/3 NEUT)	366	69C	413	82C	(279)	(328)	308	70C	348	84C	(231)	(271)
750	OPEN	557	67C	621	80C	(443)	(514)	469	69C	523	82C	(364)	(423)
750	425.	507	68C	569	81C	(392)	(458)	426	70C	479	84C	(322)	(378)
750	283.	487	69C	548	82C	(372)	(437)	408	70C	460	84C	(306)	(360)
750	142.(1/6 NEUT)	444	70C	502	83C	(333)	(393)	372	71C	420	85C	(275)	(324)
750	71.(1/3 NEUT)	410	70C	463	84C	(306)	(360)	343	72C	387	86C	(253)	(297)
1000	OPEN	647	67C	721	80C	(513)	(595)	543	69C	606	83C	(421)	(489)
1000	637.	600	68C	673	81C	(464)	(543)	502	70C	564	84C	(381)	(446)
1000	425.	579	69C	651	82C	(444)	(520)	484	70C	545	84C	(364)	(427)
1000	212.	530	70C	599	83C	(398)	(469)	442	71C	500	85C	(327)	(386)
1000	106.(1/6 NEUT)	474	71C	538	84C	(351)	(415)	395	72C	449	86C	(289)	(341)
1250	OPEN	725	67C	809	80C	(572)	(664)	607	70C	677	83C	(468)	(544)
1250	509.	651	69C	732	82C	(497)	(583)	543	71C	611	84C	(408)	(478)
1250	340.	621	69C	700	83C	(469)	(552)	517	71C	584	85C	(385)	(453)
1250	170.	556	70C	631	84C	(412)	(487)	462	72C	525	86C	(338)	(399)
1250	85.(1/6 NEUT)	494	71C	561	85C	(363)	(429)	410	72C	466	86C	(298)	(352)
1500	OPEN	794	68C	886	81C	(623)	(724)	663	70C	740	83C	(509)	(593)
1500	425.	688	69C	777	83C	(520)	(611)	573	71C	647	85C	(425)	(501)
1500	283.	650	70C	735	84C	(485)	(572)	540	71C	611	85C	(397)	(468)
1500	142.	572	71C	651	85C	(419)	(496)	474	72C	540	86C	(343)	(407)
1500	71.(1/6 NEUT)	509	72C	579	86C	(372)	(439)	422	73C	479	87C	(305)	(360)
2000	OPEN	910	68C	1017	82C	(708)	(824)	757	70C	846	84C	(577)	(672)
2000	318.	737	71C	836	84C	(545)	(644)	610	72C	692	86C	(446)	(526)
2000	212.	683	71C	777	85C	(499)	(592)	565	72C	643	86C	(408)	(484)
2000	106.	589	72C	673	86C	(426)	(505)	487	73C	555	87C	(348)	(413)
2000	53.(1/6 NEUT)	535	72C	607	87C	(389)	(459)	441	73C	501	88C	(319)	(376)

(*) CORRESPONDING EARTH INTERFACE TEMPERATURE - DEGREES C

CAUTION - THESE AMPACITIES APPLY ONLY TO THE PHASE SEQUENCE ARRANGEMENT OF FIGURE 4

WC 50-76
6470247 0007697 2

Copyright National Electrical Manufacturers Association
Provided by IHS under license with NEMA
No reproduction or networking permitted without license from IHS
Not for Resale

AMPACITY OF SINGLE CONDUCTOR SOLID DIELECTRIC POWER CABLE
INSTALLED DIRECT BURIED

DOUBLE CIRCUIT
CONFIGURATION: SPACED (SEE FIGURE 4)

VOLTAGE: 35 KV
COPPER CONDUCTORS

SOIL RESISTIVITY: 90 RHO

EARTH AMBIENT TEMPERATURE: 25C

		75% LOAD FACTOR						100% LOAD FACTOR					
		MAXIMUM CONDUCTOR TEMPERATURE				MAXIMUM EARTH INTERFACE TEMPERATURE		MAXIMUM CONDUCTOR TEMPERATURE				MAXIMUM EARTH INTERFACE TEMPERATURE	
		75C		90C		(50C)	(60C)	75C		90C		(50C)	(60C)
COND SIZE	SHIELD RESISTANCE MICROHMS/FT. 25C	AMPS	(*)	AMPS	(*)	AMPS	AMPS	AMPS	(*)	AMPS	(*)	AMPS	AMPS
4/0	OPEN	383	57C	427	67C	(343)	(396)**	335	61C	373	72C	(284)	(329)
4/0	918.	377	58C	421	67C	(334)	(387)**	329	62C	367	73C	(276)	(320)
4/0	612.	374	58C	417	68C	(329)	(382)**	325	62C	363	73C	(272)	(317)
4/0	306.(1/6 NEUT)	364	59C	407	69C	(316)	(368)**	317	63C	354	74C	(262)	(305)
4/0	153.(1/3 NEUT)	349	60C	392	70C	(297)	(347)	302	64C	339	75C	(246)	(288)
350	OPEN	508	59C	566	69C	(444)	(513)**	441	63C	491	74C	(367)	(425)
350	555.	485	60C	543	71C	(414)	(482)	419	64C	469	75C	(342)	(398)
350	370.	474	61C	532	71C	(400)	(467)	409	64C	459	76C	(330)	(386)
350	185.(1/6 NEUT)	448	62C	504	73C	(369)	(433)	384	65C	433	77C	(304)	(357)
350	92.(1/3 NEUT)	418	64C	472	75C	(337)	(396)	357	67C	403	79C	(279)	(327)
500	OPEN	616	60C	687	70C	(533)	(616)	532	63C	593	75C	(439)	(509)
500	388.	565	62C	634	73C	(468)	(548)	484	65C	544	77C	(385)	(451)
500	259.	544	63C	612	74C	(444)	(521)	465	66C	523	78C	(365)	(429)
500	129.(1/6 NEUT)	500	65C	565	76C	(397)	(468)	425	67C	480	80C	(327)	(385)
500	65.(1/3 NEUT)	466	66C	526	78C	(366)	(430)	395	68C	446	81C	(302)	(355)
750	OPEN	767	61C	855	72C	(651)	(754)	657	65C	733	77C	(534)	(620)
750	259.	647	65C	731	77C	(513)	(604)	548	68C	620	80C	(421)	(496)
750	173.	609	66C	689	78C	(474)	(560)	514	68C	583	81C	(389)	(460)
750	86.(1/6 NEUT)	546	68C	620	80C	(417)	(493)	460	70C	522	83C	(343)	(405)
750	43.(1/3 NEUT)	526	68C	593	81C	(404)	(474)	441	70C	498	84C	(333)	(390)
1000	OPEN	889	62C	993	73C	(745)	(865)	758	65C	847	78C	(611)	(710)
1000	388.	769	65C	869	77C	(609)	(717)	650	68C	734	80C	(499)	(587)
1000	259.	726	66C	822	78C	(565)	(667)	611	69C	693	81C	(463)	(546)
1000	129.	641	68C	729	81C	(485)	(575)	537	70C	611	83C	(398)	(471)
1000	65.(1/6 NEUT)	577	69C	655	82C	(433)	(512)	482	71C	547	84C	(356)	(420)
1250	OPEN	987	62C	1103	73C	(823)	(956)	839	66C	939	78C	(672)	(783)
1250	311.	812	66C	921	78C	(631)	(746)	683	69C	775	82C	(516)	(610)
1250	207.	756	67C	860	80C	(577)	(684)	634	69C	721	83C	(472)	(559)
1250	104.	659	69C	751	82C	(491)	(583)	549	71C	627	84C	(402)	(477)
1250	52.(1/6 NEUT)	603	70C	684	83C	(450)	(531)	502	71C	569	85C	(369)	(435)
1500	OPEN	1072	63C	1201	74C	(886)	(1032)	909	66C	1018	78C	(723)	(843)
1500	259.	838	67C	953	80C	(639)	(757)	701	69C	798	83C	(522)	(618)
1500	173.	772	68C	880	81C	(579)	(687)	644	70C	735	84C	(473)	(561)
1500	86.	668	70C	763	83C	(493)	(585)	555	71C	634	85C	(403)	(478)
1500	43.(1/6 NEUT)	626	70C	709	84C	(465)	(548)	519	72C	588	86C	(381)	(449)
2000	OPEN	1210	64C	1358	75C	(987)	(1151)	1021	67C	1146	79C	(803)	(938)
2000	194.	861	69C	984	82C	(640)	(761)	716	71C	818	84C	(522)	(620)
2000	129.	783	70C	897	83C	(574)	(683)	649	71C	744	85C	(469)	(557)
2000	65.	682	71C	779	85C	(498)	(590)	564	72C	644	86C	(407)	(482)
2000	32.(1/6 NEUT)	670	71C	758	85C	(498)	(585)	553	72C	626	86C	(406)	(478)

(*) CORRESPONDING EARTH INTERFACE TEMPERATURE – DEGREES C

** CONDUCTOR TEMPERATURE EXCEEDS 75C

CAUTION – THESE AMPACITIES APPLY ONLY TO THE PHASE SEQUENCE ARRANGEMENT OF FIGURE 4

IEC 60-76 6470247 0007698 4

Copyright National Electrical Manufacturers Association
Provided by IHS under license with NEMA
No reproduction or networking permitted without license from IHS
Not for Resale

AMPACITY OF SINGLE CONDUCTOR SOLID DIELECTRIC POWER CABLE
INSTALLED DIRECT BURIED

DOUBLE CIRCUIT
CONFIGURATION: SPACED (SEE FIGURE 4)

VOLTAGE: 35 KV
COPPER CONDUCTORS

SOIL RESISTIVITY: 120 RHO

EARTH AMBIENT TEMPERATURE: 25C

COND SIZE	SHIELD RESISTANCE MICROHMS/FT. 25C	75% LOAD FACTOR						100% LOAD FACTOR					
		MAXIMUM CONDUCTOR TEMPERATURE 75C		90C		MAXIMUM EARTH INTERFACE TEMPERATURE (50C)	(60C)	MAXIMUM CONDUCTOR TEMPERATURE 75C		90C		MAXIMUM EARTH INTERFACE TEMPERATURE (50C)	(60C)
		AMPS	(*)	AMPS	(*)	AMPS	AMPS	AMPS	(*)	AMPS	(*)	AMPS	AMPS
4/0	OPEN	348	60C	387	71C	(299)	(345)	300	64C	335	75C	(247)	(286)
4/0	918.	341	61C	381	71C	(291)	(337)	294	64C	328	76C	(240)	(279)
4/0	612.	338	61C	378	72C	(286)	(333)	291	64C	325	76C	(237)	(275)
4/0	306.(1/6 NEUT)	329	62C	368	73C	(275)	(320)	283	65C	317	77C	(227)	(265)
4/0	153.(1/3 NEUT)	314	63C	352	74C	(258)	(302)	269	66C	302	78C	(213)	(249)
350	OPEN	459	62C	511	73C	(386)	(447)	393	65C	438	77C	(319)	(370)
350	555.	436	63C	488	74C	(360)	(419)	373	66C	418	78C	(296)	(346)
350	370.	426	63C	477	75C	(347)	(406)	364	66C	408	79C	(286)	(335)
350	185.(1/6 NEUT)	400	65C	451	76C	(320)	(375)	341	67C	384	80C	(264)	(310)
350	92.(1/3 NEUT)	372	66C	420	78C	(292)	(344)	316	68C	356	81C	(241)	(284)
500	OPEN	555	62C	618	74C	(463)	(537)	474	66C	528	78C	(381)	(442)
500	388.	505	64C	568	76C	(406)	(476)	429	67C	482	80C	(334)	(391)
500	259.	485	65C	547	77C	(385)	(452)	411	68C	463	81C	(317)	(372)
500	129.(1/6 NEUT)	444	67C	502	79C	(344)	(405)	375	69C	424	82C	(283)	(334)
500	65.(1/3 NEUT)	412	68C	466	81C	(317)	(373)	347	70C	392	83C	(261)	(307)
750	OPEN	688	64C	767	75C	(565)	(656)	584	67C	651	79C	(464)	(539)
750	259.	574	67C	649	79C	(444)	(524)	483	69C	547	82C	(365)	(430)
750	173.	539	68C	611	80C	(411)	(485)	452	70C	513	83C	(337)	(398)
750	86.(1/6 NEUT)	482	69C	547	82C	(361)	(427)	403	71C	458	84C	(297)	(351)
750	43.(1/3 NEUT)	463	70C	522	83C	(350)	(411)	386	71C	436	85C	(288)	(338)
1000	OPEN	796	64C	889	76C	(647)	(752)	672	67C	751	80C	(530)	(616)
1000	388.	683	67C	771	80C	(528)	(622)	573	69C	647	83C	(432)	(509)
1000	259.	642	68C	728	81C	(489)	(578)	538	70C	610	83C	(400)	(473)
1000	129.	564	69C	642	83C	(420)	(497)	470	71C	536	85C	(344)	(408)
1000	65.(1/6 NEUT)	506	70C	575	84C	(375)	(443)	421	72C	479	86C	(308)	(364)
1250	OPEN	882	65C	986	77C	(714)	(831)	744	67C	831	80C	(583)	(679)
1250	311.	719	68C	815	81C	(547)	(646)	600	70C	681	83C	(447)	(528)
1250	207.	667	69C	759	82C	(500)	(592)	556	71C	633	84C	(409)	(484)
1250	104.	578	70C	660	84C	(425)	(504)	480	72C	548	86C	(348)	(413)
1250	52.(1/6 NEUT)	528	71C	599	85C	(390)	(460)	438	72C	497	86C	(319)	(377)
1500	OPEN	957	65C	1072	77C	(769)	(896)	805	68C	901	81C	(627)	(732)
1500	259.	739	69C	841	82C	(553)	(656)	615	71C	700	84C	(452)	(535)
1500	173.	679	70C	775	83C	(501)	(595)	564	71C	644	85C	(409)	(486)
1500	86.	585	71C	669	85C	(427)	(506)	485	72C	554	86C	(349)	(414)
1500	43.(1/6 NEUT)	547	71C	620	85C	(403)	(475)	452	72C	513	87C	(330)	(389)
2000	OPEN	1078	66C	1209	78C	(856)	(1000)	902	68C	1012	82C	(697)	(814)
2000	194.	756	70C	865	84C	(554)	(658)	626	72C	716	86C	(451)	(537)
2000	129.	686	71C	786	85C	(497)	(591)	566	72C	649	86C	(406)	(483)
2000	65.	596	72C	681	86C	(431)	(511)	491	73C	561	87C	(352)	(418)
2000	32.(1/6 NEUT)	585	72C	662	86C	(431)	(507)	482	73C	545	87C	(352)	(414)

(*) CORRESPONDING EARTH INTERFACE TEMPERATURE – DEGREES C

CAUTION – THESE AMPACITIES APPLY ONLY TO THE PHASE SEQUENCE ARRANGEMENT OF FIGURE 4

IEC 60-76 6470247 0007699 6

Copyright National Electrical Manufacturers Association
Provided by IHS under license with NEMA
No reproduction or networking permitted without license from IHS
Not for Resale

AMPACITY OF SINGLE CONDUCTOR SOLID DIELECTRIC POWER CABLE
INSTALLED DIRECT BURIED

DOUBLE CIRCUIT
CONFIGURATION: SPACED (SEE FIGURE 4)

VOLTAGE: 35 KV
ALUMINUM CONDUCTORS

SOIL RESISTIVITY: 90 RHO

EARTH AMBIENT TEMPERATURE: 25C

COND SIZE	SHIELD RESISTANCE MICROHMS/FT. 25C	75% LOAD FACTOR: MAXIMUM CONDUCTOR TEMPERATURE 75C AMPS	(*)	90C AMPS	(*)	MAXIMUM EARTH INTERFACE TEMPERATURE (50C) AMPS	(60C) AMPS	100% LOAD FACTOR: MAXIMUM CONDUCTOR TEMPERATURE 75C AMPS	(*)	90C AMPS	(*)	MAXIMUM EARTH INTERFACE TEMPERATURE (50C) AMPS	(60C) AMPS
4/0	OPEN	298	57C	332	66C	(268)	(309)**	261	61C	290	72C	(222)	(256)
4/0	1505.	296	57C	330	67C	(265)	(306)**	259	61C	288	72C	(219)	(254)
4/0	1003.	295	57C	329	67C	(264)	(305)**	258	61C	287	72C	(218)	(253)
4/0	502.(1/6 NEUT)	293	57C	326	67C	(260)	(301)**	255	61C	285	72C	(215)	(249)
4/0	251.(1/3 NEUT)	287	58C	321	68C	(253)	(293)**	250	62C	280	73C	(209)	(243)
350	OPEN	396	58C	441	69C	(347)	(401)**	343	62C	382	74C	(287)	(332)
350	910.	389	59C	434	69C	(339)	(392)**	337	63C	376	74C	(279)	(324)
350	607.	386	59C	431	69C	(335)	(388)**	334	63C	373	75C	(276)	(320)
350	303.(1/6 NEUT)	377	60C	421	70C	(322)	(375)	325	64C	364	75C	(266)	(310)
350	152.(1/3 NEUT)	361	61C	405	72C	(303)	(354)	311	65C	349	76C	(250)	(293)
500	OPEN	481	59C	536	70C	(418)	(483)**	416	63C	463	75C	(344)	(399)
500	637.	466	60C	521	71C	(398)	(463)	401	64C	448	76C	(328)	(381)
500	425.	459	61C	513	71C	(389)	(452)	394	64C	441	76C	(320)	(373)
500	212.(1/6 NEUT)	439	62C	492	73C	(365)	(426)	376	65C	422	77C	(300)	(351)
500	106.(1/3 NEUT)	413	63C	465	75C	(336)	(394)	353	66C	397	79C	(277)	(325)
750	OPEN	603	61C	671	71C	(514)	(595)	517	64C	576	76C	(422)	(489)
750	425.	563	62C	631	74C	(465)	(543)	480	66C	538	78C	(382)	(446)
750	283.	545	63C	612	75C	(445)	(521)	464	66C	522	79C	(365)	(428)
750	142.(1/6 NEUT)	506	65C	571	76C	(403)	(473)	429	67C	484	80C	(330)	(389)
750	71.(1/3 NEUT)	470	66C	530	78C	(369)	(433)	397	68C	448	81C	(303)	(356)
1000	OPEN	705	62C	786	73C	(594)	(688)	602	65C	671	77C	(487)	(565)
1000	637.	666	63C	746	74C	(547)	(638)	566	66C	634	79C	(448)	(523)
1000	425.	647	64C	727	75C	(526)	(615)	549	67C	617	79C	(431)	(504)
1000	212.	602	65C	679	77C	(477)	(561)	509	68C	574	81C	(391)	(460)
1000	106.(1/6 NEUT)	547	67C	619	79C	(423)	(499)	460	69C	521	82C	(347)	(409)
1250	OPEN	792	62C	884	73C	(663)	(768)	674	66C	752	78C	(542)	(629)
1250	509.	728	64C	818	76C	(588)	(689)	616	67C	692	80C	(481)	(563)
1250	340.	701	65C	789	77C	(559)	(656)	592	68C	667	80C	(457)	(536)
1250	170.	639	66C	723	79C	(495)	(585)	537	69C	608	82C	(405)	(478)
1250	85.(1/6 NEUT)	574	68C	651	81C	(437)	(516)	480	70C	545	83C	(358)	(422)
1500	OPEN	870	63C	971	74C	(722)	(838)	738	66C	823	78C	(590)	(685)
1500	425.	777	65C	875	77C	(617)	(725)	654	68C	737	81C	(504)	(592)
1500	283.	740	66C	836	78C	(579)	(682)	622	68C	703	81C	(473)	(557)
1500	142.	663	68C	752	80C	(505)	(597)	554	70C	629	83C	(412)	(488)
1500	71.(1/6 NEUT)	594	69C	674	82C	(447)	(528)	495	71C	562	84C	(365)	(432)
2000	OPEN	1001	64C	1119	75C	(820)	(954)	845	67C	944	79C	(668)	(778)
2000	318.	843	67C	953	79C	(651)	(768)	704	69C	798	82C	(531)	(626)
2000	212.	789	68C	896	80C	(600)	(710)	658	70C	747	83C	(489)	(578)
2000	106.	690	69C	786	83C	(513)	(609)	573	71C	653	85C	(419)	(497)
2000	53.(1/6 NEUT)	626	70C	711	84C	(465)	(549)	519	72C	589	86C	(380)	(448)

(*) CORRESPONDING EARTH INTERFACE TEMPERATURE - DEGREES C

** CONDUCTOR TEMPERATURE EXCEEDS 75C

CAUTION - THESE AMPACITIES APPLY ONLY TO THE PHASE SEQUENCE ARRANGEMENT OF FIGURE 4

WC 50-76
6470247 0007200 9

Copyright National Electrical Manufacturers Association
Provided by IHS under license with NEMA
No reproduction or networking permitted without license from IHS
Not for Resale

DOUBLE CIRCUIT
CONFIGURATION: SPACED (SEE FIGURE 4)

VOLTAGE: 35 KV
ALUMINUM CONDUCTORS

SOIL RESISTIVITY: 120 RHO

EARTH AMBIENT TEMPERATURE: 25C

		75% LOAD FACTOR						100% LOAD FACTOR					
		MAXIMUM CONDUCTOR TEMPERATURE				MAXIMUM EARTH INTERFACE TEMPERATURE		MAXIMUM CONDUCTOR TEMPERATURE				MAXIMUM EARTH INTERFACE TEMPERATURE	
		75C		90C		(50C)	(60C)	75C		90C		(50C)	(60C)
COND SIZE	SHIELD RESISTANCE MICROHMS/FT. 25C	AMPS	(*)	AMPS	(*)	AMPS	AMPS	AMPS	(*)	AMPS	(*)	AMPS	AMPS
4/0	OPEN	270	60C	301	70C	(233)	(269)	234	64C	260	75C	(193)	(223)
4/0	1505.	269	60C	299	71C	(231)	(267)	232	64C	258	75C	(191)	(221)
4/0	1003.	268	60C	298	71C	(230)	(266)	231	64C	257	76C	(190)	(220)
4/0	502.(1/6 NEUT)	265	60C	296	71C	(226)	(262)	228	64C	255	76C	(187)	(217)
4/0	251.(1/3 NEUT)	260	61C	290	72C	(220)	(255)	224	64C	250	76C	(182)	(211)
350	OPEN	357	61C	398	72C	(302)	(350)	307	65C	341	77C	(249)	(289)
350	910.	351	62C	392	73C	(295)	(342)	301	65C	335	77C	(243)	(282)
350	607.	348	62C	388	73C	(291)	(338)	298	65C	332	78C	(239)	(278)
350	303.(1/6 NEUT)	339	63C	379	74C	(280)	(326)	290	66C	324	78C	(231)	(269)
350	152.(1/3 NEUT)	324	64C	363	75C	(263)	(308)	276	67C	310	79C	(217)	(254)
500	OPEN	434	62C	483	73C	(363)	(421)	371	65C	413	78C	(299)	(347)
500	637.	419	63C	468	74C	(346)	(402)	357	66C	399	79C	(284)	(331)
500	425.	412	63C	461	75C	(337)	(393)	351	66C	392	79C	(277)	(324)
500	212.(1/6 NEUT)	393	64C	441	76C	(316)	(370)	334	67C	375	80C	(260)	(305)
500	106.(1/3 NEUT)	368	66C	414	78C	(291)	(342)	312	68C	351	81C	(240)	(281)
750	OPEN	541	63C	603	75C	(447)	(518)	459	66C	512	79C	(367)	(425)
750	425.	503	65C	563	77C	(403)	(471)	425	68C	477	80C	(331)	(387)
750	283.	486	65C	546	78C	(386)	(452)	410	68C	461	81C	(316)	(371)
750	142.(1/6 NEUT)	449	67C	507	79C	(349)	(410)	378	69C	427	82C	(286)	(337)
750	71.(1/3 NEUT)	416	68C	470	81C	(320)	(376)	349	70C	394	83C	(263)	(309)
1000	OPEN	631	64C	704	76C	(516)	(599)	534	67C	595	80C	(423)	(491)
1000	637.	594	65C	665	77C	(474)	(554)	500	68C	561	81C	(388)	(454)
1000	425.	576	66C	647	78C	(456)	(534)	485	68C	545	81C	(373)	(437)
1000	212.	534	67C	603	80C	(413)	(486)	448	69C	506	83C	(338)	(398)
1000	106.(1/6 NEUT)	483	68C	547	81C	(367)	(432)	404	70C	458	84C	(300)	(354)
1250	OPEN	708	65C	790	77C	(576)	(668)	597	67C	666	80C	(470)	(547)
1250	509.	648	66C	728	79C	(510)	(597)	544	69C	611	82C	(417)	(488)
1250	340.	622	67C	701	79C	(484)	(569)	521	69C	588	82C	(396)	(465)
1250	170.	565	68C	639	81C	(429)	(506)	471	70C	534	84C	(351)	(414)
1250	85.(1/6 NEUT)	505	69C	573	83C	(378)	(447)	421	71C	478	85C	(310)	(366)
1500	OPEN	777	65C	867	77C	(627)	(728)	653	68C	729	81C	(512)	(595)
1500	425.	689	67C	776	80C	(535)	(628)	576	69C	649	83C	(436)	(513)
1500	283.	655	68C	740	81C	(502)	(591)	547	70C	618	83C	(410)	(483)
1500	142.	584	69C	663	82C	(437)	(517)	486	71C	552	85C	(357)	(422)
1500	71.(1/6 NEUT)	522	70C	592	84C	(387)	(457)	433	72C	492	86C	(316)	(374)
2000	OPEN	892	66C	996	78C	(712)	(829)	746	68C	834	82C	(579)	(675)
2000	318.	744	68C	842	81C	(564)	(666)	618	70C	700	84C	(459)	(542)
2000	212.	695	69C	789	82C	(519)	(615)	576	71C	655	85C	(423)	(501)
2000	106.	605	71C	690	84C	(444)	(527)	501	72C	571	86C	(363)	(430)
2000	53.(1/6 NEUT)	548	71C	622	85C	(403)	(475)	452	72C	514	87C	(329)	(388)

(*) CORRESPONDING EARTH INTERFACE TEMPERATURE - DEGREES C

CAUTION - THESE AMPACITIES APPLY ONLY TO THE PHASE SEQUENCE ARRANGEMENT OF FIGURE 4

WC 50-76 6470247 0007701 0

Copyright National Electrical Manufacturers Association
Provided by IHS under license with NEMA
No reproduction or networking permitted without license from IHS
Not for Resale

AMPACITY OF SINGLE CONDUCTOR SOLID DIELECTRIC POWER CABLE
INSTALLED DIRECT BURIED

DOUBLE CIRCUIT
CONFIGURATION: SPACED (SEE FIGURE 5)

VOLTAGE: 15 KV
COPPER CONDUCTORS

SOIL RESISTIVITY: 90 RHO

EARTH AMBIENT TEMPERATURE: 25C

COND SIZE	SHIELD RESISTANCE MICROHMS/FT. 25C	75% LOAD FACTOR: MAXIMUM CONDUCTOR TEMPERATURE 75C AMPS	(*)	90C AMPS	(*)	MAXIMUM EARTH INTERFACE TEMPERATURE (50C) AMPS	(60C) AMPS	100% LOAD FACTOR: MAXIMUM CONDUCTOR TEMPERATURE 75C AMPS	(*)	90C AMPS	(*)	MAXIMUM EARTH INTERFACE TEMPERATURE (50C) AMPS	(60C) AMPS
4/0	OPEN	358	65C	399	77C	(292)	(338)	302	67C	337	80C	(239)	(277)
4/0	918.	350	65C	391	77C	(283)	(329)	296	68C	330	81C	(232)	(270)
4/0	612.	347	65C	387	77C	(279)	(325)	292	68C	327	81C	(228)	(266)
4/0	306.(1/6 NEUT)	337	66C	377	78C	(269)	(313)	283	68C	317	81C	(220)	(256)
4/0	153.(1/3 NEUT)	322	66C	361	79C	(253)	(296)	270	69C	303	82C	(207)	(242)
350	OPEN	468	65C	521	78C	(377)	(438)	393	68C	438	81C	(308)	(358)
350	555.	445	66C	498	79C	(352)	(411)	372	69C	417	82C	(287)	(335)
350	370.	435	67C	487	79C	(342)	(399)	364	69C	408	82C	(279)	(326)
350	185.(1/6 NEUT)	410	68C	461	80C	(317)	(372)	342	70C	385	83C	(259)	(304)
350	92.(1/3 NEUT)	381	68C	430	82C	(291)	(342)	317	70C	357	84C	(237)	(279)
500	OPEN	566	66C	631	79C	(451)	(524)	473	69C	527	82C	(368)	(427)
500	388.	516	68C	579	81C	(400)	(468)	429	70C	482	83C	(326)	(381)
500	259.	497	68C	559	81C	(381)	(447)	413	70C	465	84C	(310)	(364)
500	129.(1/6 NEUT)	455	69C	515	82C	(343)	(404)	377	71C	426	85C	(279)	(329)
500	65.(1/3 NEUT)	420	70C	475	84C	(315)	(371)	347	71C	392	85C	(257)	(302)
750	OPEN	698	67C	778	80C	(550)	(639)	581	70C	648	83C	(447)	(520)
750	259.	589	69C	666	83C	(444)	(523)	487	71C	550	85C	(361)	(425)
750	173.	555	70C	628	83C	(414)	(488)	457	71C	518	85C	(336)	(396)
750	86.(1/6 NEUT)	495	71C	562	85C	(365)	(431)	407	72C	462	86C	(296)	(350)
750	43.(1/3 NEUT)	469	71C	529	85C	(348)	(409)	385	72C	434	87C	(282)	(332)
1000	OPEN	802	68C	895	81C	(629)	(732)	665	70C	743	83C	(511)	(594)
1000	388.	699	69C	789	83C	(529)	(622)	577	71C	651	85C	(429)	(504)
1000	259.	662	70C	750	83C	(496)	(584)	545	71C	617	85C	(401)	(474)
1000	129.	587	71C	667	85C	(431)	(510)	481	72C	548	86C	(349)	(413)
1000	65.(1/6 NEUT)	522	72C	594	86C	(382)	(451)	427	73C	486	87C	(309)	(365)
1250	OPEN	886	68C	990	81C	(694)	(808)	734	70C	820	83C	(562)	(655)
1250	311.	741	70C	839	83C	(555)	(655)	609	71C	690	85C	(449)	(529)
1250	207.	694	70C	788	84C	(513)	(607)	569	72C	647	86C	(415)	(491)
1250	104.	605	71C	690	85C	(441)	(522)	495	72C	565	87C	(356)	(422)
1250	52.(1/6 NEUT)	544	72C	618	86C	(396)	(468)	444	73C	504	87C	(321)	(379)
1500	OPEN	959	68C	1074	81C	(746)	(870)	792	70C	887	84C	(604)	(704)
1500	259.	768	70C	872	84C	(568)	(672)	629	72C	715	86C	(459)	(543)
1500	173.	711	71C	810	85C	(520)	(617)	582	72C	663	86C	(420)	(498)
1500	86.	615	72C	702	86C	(444)	(527)	501	73C	573	87C	(359)	(425)
1500	43.(1/6 NEUT)	561	72C	637	87C	(408)	(482)	456	73C	519	88C	(330)	(389)
2000	OPEN	1076	69C	1207	82C	(829)	(969)	886	71C	994	84C	(669)	(782)
2000	194.	797	71C	909	85C	(579)	(687)	650	72C	742	87C	(467)	(554)
2000	129.	728	72C	832	86C	(524)	(623)	592	73C	678	87C	(423)	(502)
2000	65.	626	73C	716	87C	(449)	(533)	509	73C	582	88C	(362)	(430)
2000	32.(1/6 NEUT)	594	73C	674	87C	(433)	(510)	482	73C	547	88C	(349)	(411)

(*) CORRESPONDING EARTH INTERFACE TEMPERATURE - DEGREES C

CAUTION - THESE AMPACITIES APPLY ONLY TO THE PHASE SEQUENCE ARRANGEMENT OF FIGURE 5

WC 50-76
4470247 0007702 2

Copyright National Electrical Manufacturers Association
Provided by IHS under license with NEMA
No reproduction or networking permitted without license from IHS
Not for Resale

DOUBLE CIRCUIT
CONFIGURATION: SPACED (SEE FIGURE 5)

VOLTAGE: 15 KV
COPPER CONDUCTORS

SOIL RESISTIVITY: 120 RHO

EARTH AMBIENT TEMPERATURE: 25C

		75% LOAD FACTOR						100% LOAD FACTOR					
		MAXIMUM CONDUCTOR TEMPERATURE				MAXIMUM EARTH INTERFACE TEMPERATURE		MAXIMUM CONDUCTOR TEMPERATURE				MAXIMUM EARTH INTERFACE TEMPERATURE	
		75C		90C		(50C)	(60C)	75C		90C		(50C)	(60C)
COND SIZE	SHIELD RESISTANCE MICROHMS/FT. 25C	AMPS	(*)	AMPS	(*)	AMPS	AMPS	AMPS	(*)	AMPS	(*)	AMPS	AMPS
4/0	OPEN	318	67C	354	79C	(253)	(294)	267	69C	297	82C	(207)	(241)
4/0	918.	311	67C	347	80C	(246)	(286)	260	69C	291	83C	(201)	(234)
4/0	612.	308	67C	344	80C	(242)	(282)	257	69C	288	83C	(198)	(231)
4/0	306.(1/6 NEUT)	298	68C	334	80C	(233)	(272)	249	70C	279	83C	(190)	(222)
4/0	153.(1/3 NEUT)	284	68C	319	81C	(219)	(257)	237	70C	266	84C	(179)	(210)
350	OPEN	415	67C	462	80C	(327)	(380)	346	70C	385	83C	(267)	(310)
350	555.	393	68C	440	81C	(306)	(356)	327	70C	366	84C	(249)	(291)
350	370.	384	68C	430	81C	(296)	(346)	319	70C	358	84C	(242)	(283)
350	185.(1/6 NEUT)	361	69C	407	82C	(275)	(323)	300	71C	337	85C	(224)	(263)
350	92.(1/3 NEUT)	335	70C	378	83C	(252)	(296)	277	71C	313	85C	(205)	(241)
500	OPEN	500	68C	557	81C	(392)	(455)	416	70C	463	84C	(319)	(371)
500	388.	455	69C	510	83C	(347)	(406)	376	71C	423	85C	(282)	(331)
500	259.	437	70C	492	83C	(330)	(388)	361	71C	407	85C	(269)	(316)
500	129.(1/6 NEUT)	399	70C	452	84C	(297)	(350)	329	72C	373	86C	(242)	(285)
500	65.(1/3 NEUT)	368	71C	416	85C	(273)	(321)	303	72C	342	86C	(222)	(261)
750	OPEN	615	69C	686	82C	(477)	(555)	509	71C	568	85C	(388)	(451)
750	259.	517	71C	584	84C	(385)	(453)	425	72C	481	86C	(312)	(368)
750	173.	486	71C	550	85C	(358)	(423)	399	72C	452	86C	(291)	(343)
750	86.(1/6 NEUT)	433	72C	492	86C	(316)	(373)	355	73C	403	87C	(256)	(303)
750	43.(1/3 NEUT)	409	72C	462	86C	(301)	(354)	335	73C	378	87C	(245)	(287)
1000	OPEN	707	69C	789	83C	(546)	(635)	583	71C	651	85C	(443)	(515)
1000	388.	614	70C	692	84C	(458)	(539)	504	72C	569	86C	(371)	(437)
1000	259.	580	71C	657	85C	(429)	(506)	476	72C	539	86C	(348)	(410)
1000	129.	513	72C	584	86C	(373)	(442)	419	73C	477	87C	(302)	(358)
1000	65.(1/6 NEUT)	456	72C	518	87C	(331)	(391)	372	73C	423	88C	(268)	(316)
1250	OPEN	781	69C	873	83C	(601)	(701)	643	71C	719	85C	(487)	(568)
1250	311.	650	71C	736	85C	(481)	(567)	532	72C	603	86C	(389)	(459)
1250	207.	607	71C	690	85C	(444)	(526)	496	72C	564	87C	(359)	(425)
1250	104.	528	72C	603	86C	(382)	(452)	431	73C	492	87C	(308)	(366)
1250	52.(1/6 NEUT)	474	73C	539	87C	(343)	(405)	386	73C	439	88C	(278)	(328)
1500	OPEN	844	70C	945	83C	(647)	(755)	694	71C	777	85C	(523)	(611)
1500	259.	672	71C	763	85C	(492)	(582)	549	72C	624	87C	(397)	(470)
1500	173.	621	72C	708	86C	(450)	(534)	507	73C	578	87C	(364)	(431)
1500	86.	536	72C	612	87C	(384)	(456)	436	73C	498	88C	(310)	(368)
1500	43.(1/6 NEUT)	488	73C	555	87C	(353)	(417)	397	73C	451	88C	(286)	(337)
2000	OPEN	946	70C	1061	84C	(719)	(840)	775	71C	869	86C	(580)	(678)
2000	194.	695	72C	794	86C	(501)	(595)	566	73C	646	87C	(404)	(480)
2000	129.	634	72C	726	87C	(454)	(539)	515	73C	590	88C	(366)	(435)
2000	65.	545	73C	623	87C	(389)	(461)	442	74C	506	88C	(314)	(372)
2000	32.(1/6 NEUT)	517	73C	586	88C	(375)	(441)	419	74C	475	88C	(302)	(356)

(*) CORRESPONDING EARTH INTERFACE TEMPERATURE – DEGREES C

CAUTION – THESE AMPACITIES APPLY ONLY TO THE PHASE SEQUENCE ARRANGEMENT OF FIGURE 5

WC 50-76
6470247 0007203 4

Copyright National Electrical Manufacturers Association
Provided by IHS under license with NEMA
No reproduction or networking permitted without license from IHS
Not for Resale

AMPACITY OF SINGLE CONDUCTOR SOLID DIELECTRIC POWER CABLE
INSTALLED DIRECT BURIED

DOUBLE CIRCUIT
CONFIGURATION: SPACED (SEE FIGURE 5)

VOLTAGE: 15 KV
ALUMINUM CONDUCTORS

SOIL RESISTIVITY: 90 RHO

EARTH AMBIENT TEMPERATURE: 25C

		75% LOAD FACTOR						100% LOAD FACTOR					
		MAXIMUM CONDUCTOR TEMPERATURE				MAXIMUM EARTH INTERFACE TEMPERATURE		MAXIMUM CONDUCTOR TEMPERATURE				MAXIMUM EARTH INTERFACE TEMPERATURE	
		75C		90C		(50C)	(60C)	75C		90C		(50C)	(60C)
COND SIZE	SHIELD RESISTANCE MICROHMS/FT. 25C	AMPS	(*)	AMPS	(*)	AMPS	AMPS	AMPS	(*)	AMPS	(*)	AMPS	AMPS
4/0	OPEN	278	64C	310	76C	(228)	(264)	235	67C	262	80C	(186)	(216)
4/0	1505.	276	64C	307	76C	(225)	(261)	233	67C	260	80C	(184)	(214)
4/0	1003.	275	64C	306	76C	(224)	(260)	232	67C	259	80C	(183)	(213)
4/0	502.(1/6 NEUT)	272	65C	303	77C	(221)	(256)	229	67C	256	80C	(180)	(210)
4/0	251.(1/3 NEUT)	266	65C	297	77C	(214)	(250)	224	68C	251	81C	(175)	(204)
350	OPEN	364	65C	405	77C	(295)	(342)	306	68C	341	81C	(241)	(280)
350	910.	357	65C	398	78C	(288)	(334)	300	68C	335	81C	(235)	(273)
350	607.	354	66C	395	78C	(284)	(330)	297	68C	332	81C	(232)	(270)
350	303.(1/6 NEUT)	345	66C	386	78C	(274)	(320)	289	69C	324	82C	(224)	(261)
350	152.(1/3 NEUT)	331	67C	371	79C	(260)	(304)	277	69C	310	82C	(212)	(248)
500	OPEN	442	66C	492	78C	(354)	(411)	370	69C	412	82C	(289)	(335)
500	637.	426	67C	476	79C	(338)	(393)	356	69C	398	82C	(275)	(320)
500	425.	419	67C	469	80C	(330)	(385)	350	69C	391	83C	(269)	(314)
500	212.(1/6 NEUT)	401	68C	450	80C	(312)	(365)	334	70C	375	83C	(254)	(297)
500	106.(1/3 NEUT)	376	68C	424	81C	(289)	(339)	312	70C	352	84C	(235)	(276)
750	OPEN	549	67C	611	80C	(435)	(505)	457	69C	509	83C	(354)	(411)
750	425.	511	68C	573	81C	(397)	(463)	424	70C	475	84C	(322)	(377)
750	283.	496	68C	557	81C	(382)	(447)	411	70C	462	84C	(310)	(363)
750	142.(1/6 NEUT)	460	69C	519	83C	(349)	(410)	380	71C	429	85C	(283)	(333)
750	71.(1/3 NEUT)	425	70C	480	84C	(319)	(375)	350	71C	396	85C	(259)	(305)
1000	OPEN	636	67C	709	80C	(502)	(583)	528	70C	588	83C	(407)	(474)
1000	637.	601	68C	673	81C	(467)	(545)	498	70C	557	84C	(378)	(442)
1000	425.	586	68C	657	81C	(452)	(528)	484	70C	544	84C	(366)	(428)
1000	212.	548	69C	617	82C	(416)	(488)	452	71C	509	85C	(337)	(396)
1000	106.(1/6 NEUT)	499	70C	564	84C	(372)	(439)	410	72C	464	86C	(301)	(355)
1250	OPEN	711	68C	793	81C	(559)	(650)	589	70C	657	83C	(453)	(527)
1250	509.	657	69C	738	82C	(506)	(591)	543	71C	609	84C	(409)	(479)
1250	340.	635	69C	715	82C	(484)	(568)	524	71C	589	85C	(392)	(460)
1250	170.	583	70C	659	83C	(437)	(514)	479	71C	542	85C	(353)	(416)
1250	85.(1/6 NEUT)	524	71C	594	85C	(387)	(456)	429	72C	487	86C	(313)	(369)
1500	OPEN	778	68C	868	81C	(609)	(708)	643	70C	717	84C	(492)	(573)
1500	425.	702	69C	790	83C	(534)	(627)	578	71C	650	85C	(432)	(507)
1500	283.	673	70C	759	83C	(507)	(596)	553	71C	624	85C	(410)	(482)
1500	142.	607	71C	689	84C	(449)	(531)	497	72C	564	86C	(363)	(429)
1500	71.(1/6 NEUT)	541	71C	615	85C	(397)	(469)	442	72C	502	87C	(320)	(379)
2000	OPEN	890	69C	995	82C	(690)	(804)	733	71C	819	84C	(557)	(649)
2000	318.	766	70C	865	84C	(573)	(674)	627	72C	709	86C	(462)	(544)
2000	212.	722	71C	819	84C	(534)	(631)	590	72C	669	86C	(431)	(509)
2000	106.	636	72C	725	85C	(463)	(549)	519	73C	591	87C	(374)	(442)
2000	53.(1/6 NEUT)	568	72C	645	86C	(413)	(487)	462	73C	525	87C	(333)	(393)

(*) CORRESPONDING EARTH INTERFACE TEMPERATURE – DEGREES C

CAUTION – THESE AMPACITIES APPLY ONLY TO THE PHASE SEQUENCE ARRANGEMENT OF FIGURE 5

WC 50-76
6470247 0007204 9

Copyright National Electrical Manufacturers Association
Provided by IHS under license with NEMA
No reproduction or networking permitted without license from IHS
Not for Resale

DOUBLE CIRCUIT
CONFIGURATION: SPACED (SEE FIGURE 5)

VOLTAGE: 15 KV
ALUMINUM CONDUCTORS

SOIL RESISTIVITY: 120 RHO

EARTH AMBIENT TEMPERATURE: 25C

COND SIZE	SHIELD RESISTANCE MICROHMS/FT. 25C	75% LOAD FACTOR						100% LOAD FACTOR					
		MAXIMUM CONDUCTOR TEMPERATURE				MAXIMUM EARTH INTERFACE TEMPERATURE		MAXIMUM CONDUCTOR TEMPERATURE				MAXIMUM EARTH INTERFACE TEMPERATURE	
		75C		90C		(50C)	(60C)	75C		90C		(50C)	(60C)
		AMPS	(*)	AMPS	(*)	AMPS	AMPS	AMPS	(*)	AMPS	(*)	AMPS	AMPS
4/0	OPEN	247	66C	275	79C	(198)	(229)	207	69C	231	82C	(162)	(188)
4/0	1505.	245	66C	273	79C	(196)	(227)	206	69C	229	82C	(160)	(186)
4/0	1003.	244	67C	272	79C	(194)	(226)	205	69C	228	82C	(159)	(185)
4/0	502.(1/6 NEUT)	241	67C	269	79C	(191)	(222)	202	69C	226	82C	(156)	(182)
4/0	251.(1/3 NEUT)	236	67C	264	80C	(186)	(217)	198	69C	221	83C	(152)	(177)
350	OPEN	323	67C	360	80C	(256)	(297)	270	69C	300	83C	(209)	(243)
350	910.	317	67C	353	80C	(250)	(290)	264	70C	295	83C	(203)	(237)
350	607.	314	68C	350	80C	(246)	(287)	261	70C	292	83C	(201)	(234)
350	303.(1/6 NEUT)	305	68C	341	81C	(238)	(278)	254	70C	284	83C	(194)	(226)
350	152.(1/3 NEUT)	292	68C	328	82C	(225)	(263)	243	70C	272	84C	(183)	(215)
500	OPEN	391	68C	435	81C	(307)	(357)	325	70C	362	84C	(250)	(291)
500	637.	376	68C	421	81C	(293)	(341)	313	70C	349	84C	(238)	(278)
500	425.	370	69C	414	82C	(286)	(334)	307	70C	343	84C	(233)	(272)
500	212.(1/6 NEUT)	353	69C	397	82C	(270)	(316)	293	71C	328	85C	(220)	(257)
500	106.(1/3 NEUT)	331	70C	373	83C	(250)	(294)	273	71C	308	85C	(204)	(239)
750	OPEN	484	69C	539	82C	(377)	(438)	401	71C	446	84C	(307)	(356)
750	425.	450	69C	504	83C	(344)	(402)	371	71C	416	85C	(279)	(326)
750	283.	436	70C	490	83C	(331)	(387)	360	71C	404	85C	(268)	(315)
750	142.(1/6 NEUT)	404	70C	456	84C	(302)	(355)	332	72C	375	86C	(245)	(288)
750	71.(1/3 NEUT)	372	71C	420	85C	(276)	(325)	306	72C	345	86C	(224)	(264)
1000	OPEN	561	69C	625	82C	(436)	(506)	463	71C	516	85C	(353)	(411)
1000	637.	529	70C	592	83C	(405)	(472)	436	71C	488	85C	(328)	(383)
1000	425.	515	70C	578	83C	(391)	(458)	424	71C	476	85C	(317)	(371)
1000	212.	481	70C	542	84C	(360)	(423)	395	72C	445	86C	(292)	(343)
1000	106.(1/6 NEUT)	437	71C	494	85C	(322)	(380)	358	72C	405	86C	(261)	(308)
1250	OPEN	627	69C	699	83C	(485)	(564)	516	71C	576	85C	(393)	(457)
1250	509.	578	70C	649	84C	(438)	(513)	475	71C	533	85C	(354)	(415)
1250	340.	558	70C	628	84C	(420)	(492)	458	72C	515	86C	(339)	(398)
1250	170.	511	71C	578	85C	(378)	(446)	418	72C	473	86C	(306)	(360)
1250	85.(1/6 NEUT)	458	72C	519	86C	(335)	(395)	374	73C	424	87C	(271)	(320)
1500	OPEN	685	70C	764	83C	(528)	(614)	563	71C	628	85C	(427)	(497)
1500	425.	616	70C	693	84C	(463)	(543)	505	72C	568	86C	(374)	(439)
1500	283.	590	71C	665	85C	(439)	(516)	482	72C	545	86C	(355)	(417)
1500	142.	531	72C	602	85C	(389)	(460)	433	73C	492	87C	(314)	(371)
1500	71.(1/6 NEUT)	472	72C	537	86C	(343)	(406)	385	73C	437	87C	(277)	(328)
2000	OPEN	782	70C	874	84C	(598)	(697)	641	71C	716	86C	(483)	(563)
2000	318.	670	71C	757	85C	(496)	(584)	547	72C	618	87C	(400)	(471)
2000	212.	631	72C	716	86C	(463)	(546)	515	73C	584	87C	(373)	(441)
2000	106.	555	72C	632	86C	(401)	(475)	451	73C	514	87C	(323)	(383)
2000	53.(1/6 NEUT)	494	73C	562	87C	(357)	(422)	401	73C	456	88C	(288)	(340)

(*) CORRESPONDING EARTH INTERFACE TEMPERATURE – DEGREES C

CAUTION – THESE AMPACITIES APPLY ONLY TO THE PHASE SEQUENCE ARRANGEMENT OF FIGURE 5

WC 50-76
6470247 0007705 8

Copyright National Electrical Manufacturers Association
Provided by IHS under license with NEMA
No reproduction or networking permitted without license from IHS
Not for Resale

DOUBLE CIRCUIT
CONFIGURATION: SPACED (SEE FIGURE 5)

VOLTAGE: 35 KV
COPPER CONDUCTORS

SOIL RESISTIVITY: 90 RHO

EARTH AMBIENT TEMPERATURE: 25C

		75% LOAD FACTOR						100% LOAD FACTOR					
		MAXIMUM CONDUCTOR TEMPERATURE				MAXIMUM EARTH INTERFACE TEMPERATURE		MAXIMUM CONDUCTOR TEMPERATURE				MAXIMUM EARTH INTERFACE TEMPERATURE	
		75C		90C		(50C)	(60C)	75C		90C		(50C)	(60C)
COND SIZE	SHIELD RESISTANCE MICROHMS/FT. 25C	AMPS	(*)	AMPS	(*)	AMPS	AMPS	AMPS	(*)	AMPS	(*)	AMPS	AMPS
4/0	OPEN	343	60C	383	71C	(294)	(340)	293	64C	327	76C	(240)	(278)
4/0	918.	338	61C	377	72C	(287)	(333)	289	65C	322	77C	(235)	(272)
4/0	612.	336	61C	375	72C	(284)	(330)	286	65C	320	77C	(232)	(270)
4/0	306.(1/6 NEUT)	329	62C	368	73C	(276)	(321)	280	65C	313	77C	(225)	(262)
4/0	153.(1/3 NEUT)	318	62C	356	74C	(262)	(306)	269	66C	302	78C	(214)	(250)
350	OPEN	452	62C	504	73C	(380)	(439)	384	65C	428	78C	(309)	(359)
350	555.	435	63C	487	74C	(359)	(418)	368	66C	412	79C	(292)	(341)
350	370.	428	63C	479	75C	(351)	(409)	361	67C	404	79C	(285)	(333)
350	185.(1/6 NEUT)	408	64C	459	76C	(329)	(385)	343	67C	386	80C	(267)	(313)
350	92.(1/3 NEUT)	383	66C	432	78C	(303)	(356)	321	68C	362	81C	(246)	(289)
500	OPEN	546	63C	609	74C	(454)	(526)	462	66C	514	79C	(369)	(429)
500	388.	510	64C	572	76C	(412)	(482)	428	67C	480	80C	(335)	(391)
500	259.	495	65C	556	77C	(396)	(464)	415	68C	466	81C	(321)	(376)
500	129.(1/6 NEUT)	461	66C	519	78C	(361)	(424)	384	69C	434	82C	(292)	(344)
500	65.(1/3 NEUT)	427	67C	482	80C	(330)	(388)	355	70C	401	83C	(268)	(315)
750	OPEN	676	64C	754	76C	(553)	(642)	568	67C	633	80C	(449)	(522)
750	259.	592	66C	667	79C	(463)	(544)	493	69C	556	82C	(375)	(441)
750	173.	563	67C	636	80C	(435)	(512)	468	69C	529	83C	(352)	(415)
750	86.(1/6 NEUT)	509	69C	577	81C	(385)	(455)	420	70C	477	84C	(312)	(368)
750	43.(1/3 NEUT)	477	69C	539	82C	(362)	(425)	393	71C	444	85C	(293)	(344)
1000	OPEN	781	65C	872	77C	(632)	(735)	653	68C	729	81C	(512)	(596)
1000	388.	699	67C	788	79C	(546)	(641)	581	69C	654	82C	(441)	(518)
1000	259.	668	67C	755	80C	(515)	(606)	554	70C	626	83C	(416)	(490)
1000	129.	601	69C	682	82C	(453)	(535)	495	71C	563	84C	(366)	(432)
1000	65.(1/6 NEUT)	537	70C	610	83C	(400)	(473)	441	71C	501	85C	(323)	(382)
1250	OPEN	864	65C	966	77C	(697)	(811)	721	68C	806	81C	(563)	(656)
1250	311.	747	67C	844	80C	(575)	(677)	618	70C	698	83C	(464)	(546)
1250	207.	705	68C	799	81C	(536)	(633)	582	70C	660	84C	(432)	(510)
1250	104.	623	70C	710	83C	(463)	(549)	512	71C	583	85C	(374)	(443)
1250	52.(1/6 NEUT)	559	71C	635	84C	(413)	(488)	457	72C	520	86C	(333)	(394)
1500	OPEN	937	66C	1049	78C	(750)	(873)	780	68C	873	81C	(605)	(706)
1500	259.	779	68C	883	81C	(591)	(698)	642	70C	728	84C	(476)	(562)
1500	173.	728	69C	828	82C	(545)	(645)	598	71C	680	85C	(439)	(520)
1500	86.	635	70C	725	84C	(467)	(554)	520	72C	593	86C	(376)	(446)
1500	43.(1/6 NEUT)	576	71C	654	85C	(424)	(500)	470	72C	534	86C	(342)	(403)
2000	OPEN	1053	66C	1181	79C	(833)	(972)	873	69C	979	82C	(671)	(784)
2000	194.	815	70C	929	83C	(605)	(718)	668	71C	761	85C	(487)	(577)
2000	129.	751	70C	857	84C	(550)	(654)	613	72C	701	86C	(443)	(526)
2000	65.	649	71C	742	85C	(471)	(559)	528	72C	604	87C	(379)	(450)
2000	32.(1/6 NEUT)	608	72C	690	86C	(446)	(526)	494	73C	560	87C	(359)	(423)

(*) CORRESPONDING EARTH INTERFACE TEMPERATURE - DEGREES C

CAUTION - THESE AMPACITIES APPLY ONLY TO THE PHASE SEQUENCE ARRANGEMENT OF FIGURE 5

WC 50-76
6420247 0007206 T

Copyright National Electrical Manufacturers Association
Provided by IHS under license with NEMA
No reproduction or networking permitted without license from IHS

DOUBLE CIRCUIT
CONFIGURATION: SPACED (SEE FIGURE 5)

VOLTAGE: 35 KV
COPPER CONDUCTORS

SOIL RESISTIVITY: 120 RHO

EARTH AMBIENT TEMPERATURE: 25C

COND SIZE	SHIELD RESISTANCE MICROHMS/FT. 25C	75% LOAD FACTOR: MAXIMUM CONDUCTOR TEMPERATURE 75C AMPS	(*)	90C AMPS	(*)	MAXIMUM EARTH INTERFACE TEMPERATURE (50C) AMPS	(60C) AMPS	100% LOAD FACTOR: MAXIMUM CONDUCTOR TEMPERATURE 75C AMPS	(*)	90C AMPS	(*)	MAXIMUM EARTH INTERFACE TEMPERATURE (50C) AMPS	(60C) AMPS
4/0	OPEN	308	63C	344	75C	(255)	(296)	261	66C	291	79C	(208)	(242)
4/0	918.	304	63C	339	75C	(250)	(290)	256	67C	286	79C	(204)	(237)
4/0	612.	301	64C	336	75C	(247)	(287)	254	67C	284	79C	(201)	(234)
4/0	306.(1/6 NEUT)	294	64C	329	76C	(239)	(279)	248	67C	278	80C	(195)	(227)
4/0	153.(1/3 NEUT)	284	65C	318	77C	(228)	(266)	238	68C	267	81C	(185)	(217)
350	OPEN	405	64C	451	76C	(330)	(382)	340	67C	379	80C	(268)	(312)
350	555.	388	65C	434	77C	(312)	(363)	326	68C	364	81C	(254)	(296)
350	370.	381	66C	427	78C	(304)	(355)	319	68C	357	81C	(247)	(289)
350	185.(1/6 NEUT)	363	66C	408	79C	(285)	(334)	303	69C	340	82C	(232)	(271)
350	92.(1/3 NEUT)	340	67C	383	80C	(263)	(309)	282	70C	318	83C	(213)	(251)
500	OPEN	488	65C	544	77C	(394)	(458)	408	68C	455	81C	(320)	(372)
500	388.	453	66C	508	79C	(358)	(418)	378	69C	424	82C	(290)	(339)
500	259.	439	67C	494	79C	(343)	(402)	365	69C	411	83C	(278)	(326)
500	129.(1/6 NEUT)	407	68C	460	81C	(312)	(368)	338	70C	381	83C	(253)	(298)
500	65.(1/3 NEUT)	377	69C	425	82C	(286)	(336)	311	71C	352	84C	(232)	(273)
750	OPEN	601	66C	671	79C	(480)	(558)	501	69C	559	82C	(389)	(453)
750	259.	524	68C	590	81C	(402)	(472)	433	70C	488	84C	(325)	(382)
750	173.	497	69C	562	82C	(377)	(444)	410	71C	464	84C	(305)	(359)
750	86.(1/6 NEUT)	447	70C	507	83C	(334)	(394)	368	71C	417	85C	(270)	(319)
750	43.(1/3 NEUT)	419	70C	473	84C	(313)	(368)	344	72C	388	86C	(253)	(298)
1000	OPEN	693	67C	774	80C	(549)	(638)	575	69C	642	83C	(444)	(517)
1000	388.	618	68C	696	81C	(473)	(556)	510	70C	575	84C	(382)	(449)
1000	259.	589	69C	666	82C	(446)	(525)	485	71C	549	84C	(360)	(425)
1000	129.	528	70C	600	83C	(392)	(464)	433	71C	492	85C	(317)	(374)
1000	65.(1/6 NEUT)	471	71C	535	85C	(346)	(409)	385	72C	438	86C	(280)	(330)
1250	OPEN	767	67C	857	80C	(604)	(704)	635	69C	710	83C	(488)	(569)
1250	311.	658	69C	744	82C	(498)	(587)	541	71C	612	85C	(402)	(473)
1250	207.	621	70C	704	83C	(464)	(548)	509	71C	578	85C	(374)	(442)
1250	104.	547	71C	623	84C	(401)	(475)	447	72C	509	86C	(323)	(383)
1250	52.(1/6 NEUT)	489	71C	556	85C	(358)	(423)	399	72C	453	87C	(289)	(341)
1500	OPEN	830	67C	929	80C	(650)	(758)	686	70C	768	83C	(525)	(612)
1500	259.	685	70C	777	83C	(512)	(604)	561	71C	637	85C	(412)	(487)
1500	173.	639	70C	727	84C	(471)	(558)	523	72C	595	86C	(380)	(450)
1500	86.	556	71C	635	85C	(404)	(479)	453	72C	517	87C	(326)	(386)
1500	43.(1/6 NEUT)	503	72C	572	86C	(367)	(433)	409	73C	465	87C	(296)	(349)
2000	OPEN	931	68C	1045	81C	(722)	(844)	767	70C	860	84C	(582)	(680)
2000	194.	715	71C	814	84C	(524)	(621)	583	72C	665	86C	(422)	(500)
2000	129.	657	71C	751	85C	(476)	(566)	535	72C	611	87C	(383)	(455)
2000	65.	567	72C	648	86C	(408)	(484)	460	73C	526	87C	(328)	(389)
2000	32.(1/6 NEUT)	530	72C	601	87C	(386)	(455)	430	73C	487	88C	(311)	(366)

(*) CORRESPONDING EARTH INTERFACE TEMPERATURE - DEGREES C

CAUTION - THESE AMPACITIES APPLY ONLY TO THE PHASE SEQUENCE ARRANGEMENT OF FIGURE 5

Not for Resale

WC 50-76
6470247 0007707 1

Copyright National Electrical Manufacturers Association
Provided by IHS under license with NEMA
No reproduction or networking permitted without license from IHS
Not for Resale

AMPACITY OF SINGLE CONDUCTOR SOLID DIELECTRIC POWER CABLE
INSTALLED DIRECT BURIED

DOUBLE CIRCUIT
CONFIGURATION: SPACED (SEE FIGURE 5)

VOLTAGE: 35 KV
ALUMINUM CONDUCTORS

SOIL RESISTIVITY: 90 RHO

EARTH AMBIENT TEMPERATURE: 25C

COND SIZE	SHIELD RESISTANCE MICROHMS/FT. 25C	75% LOAD FACTOR						100% LOAD FACTOR					
		MAXIMUM CONDUCTOR TEMPERATURE				MAXIMUM EARTH INTERFACE TEMPERATURE		MAXIMUM CONDUCTOR TEMPERATURE				MAXIMUM EARTH INTERFACE TEMPERATURE	
		75C		90C		(50C)	(60C)	75C		90C		(50C)	(60C)
		AMPS	(*)	AMPS	(*)	AMPS	AMPS	AMPS	(*)	AMPS	(*)	AMPS	AMPS
4/0	OPEN	267	60C	297	71C	(229)	(265)	228	64C	254	76C	(187)	(217)
4/0	1505.	266	60C	296	71C	(227)	(263)	227	64C	253	76C	(186)	(215)
4/0	1003.	265	60C	295	71C	(227)	(262)	226	64C	252	76C	(185)	(214)
4/0	502.(1/6 NEUT)	263	61C	293	71C	(224)	(259)	224	64C	250	76C	(183)	(212)
4/0	251.(1/3 NEUT)	259	61C	289	72C	(219)	(254)	221	65C	246	77C	(179)	(208)
350	OPEN	352	62C	392	73C	(297)	(343)	299	65C	333	78C	(242)	(280)
350	910.	347	62C	387	73C	(291)	(337)	295	66C	328	78C	(237)	(275)
350	607.	345	62C	385	74C	(288)	(334)	292	66C	326	78C	(234)	(272)
350	303.(1/6 NEUT)	338	63C	378	74C	(280)	(325)	286	66C	320	78C	(228)	(265)
350	152.(1/3 NEUT)	327	63C	366	75C	(267)	(312)	276	67C	309	79C	(217)	(254)
500	OPEN	427	62C	475	74C	(356)	(412)	361	66C	402	78C	(290)	(336)
500	637.	416	63C	464	75C	(343)	(398)	351	66C	391	79C	(279)	(324)
500	425.	411	63C	459	75C	(337)	(392)	346	67C	387	79C	(274)	(319)
500	212.(1/6 NEUT)	397	64C	444	76C	(321)	(375)	333	67C	374	80C	(261)	(305)
500	106.(1/3 NEUT)	377	65C	423	77C	(300)	(351)	315	68C	354	81C	(243)	(285)
750	OPEN	532	64C	592	75C	(437)	(507)	447	67C	498	80C	(355)	(412)
750	425.	504	65C	564	77C	(406)	(473)	422	68C	472	81C	(329)	(384)
750	283.	492	65C	551	77C	(393)	(459)	411	68C	461	81C	(318)	(372)
750	142.(1/6 NEUT)	463	66C	521	79C	(363)	(426)	385	69C	434	82C	(294)	(345)
750	71.(1/3 NEUT)	431	67C	485	80C	(333)	(391)	357	70C	403	83C	(269)	(316)
1000	OPEN	619	65C	690	77C	(504)	(585)	518	68C	578	80C	(409)	(474)
1000	637.	592	65C	663	78C	(474)	(553)	494	68C	553	81C	(384)	(448)
1000	425.	580	66C	650	78C	(461)	(539)	483	68C	542	82C	(373)	(436)
1000	212.	549	67C	618	79C	(429)	(503)	456	69C	513	82C	(347)	(407)
1000	106.(1/6 NEUT)	506	68C	571	81C	(388)	(456)	418	70C	472	83C	(313)	(369)
1250	OPEN	694	65C	774	77C	(562)	(652)	579	68C	646	81C	(454)	(528)
1250	509.	651	66C	730	79C	(516)	(602)	541	69C	607	82C	(417)	(487)
1250	340.	633	67C	711	79C	(497)	(582)	525	69C	590	82C	(401)	(470)
1250	170.	589	68C	665	80C	(453)	(533)	487	70C	550	83C	(365)	(430)
1250	85.(1/6 NEUT)	534	69C	605	82C	(403)	(476)	439	71C	498	84C	(325)	(384)
1500	OPEN	760	66C	848	78C	(611)	(710)	633	68C	706	81C	(494)	(574)
1500	425.	699	67C	785	79C	(547)	(640)	579	69C	651	83C	(441)	(517)
1500	283.	674	67C	759	80C	(522)	(613)	557	70C	628	83C	(421)	(495)
1500	142.	617	69C	698	82C	(468)	(552)	508	70C	575	84C	(377)	(445)
1500	71.(1/6 NEUT)	554	70C	629	83C	(414)	(489)	454	71C	516	85C	(333)	(394)
2000	OPEN	871	66C	973	79C	(693)	(806)	722	69C	807	82C	(558)	(651)
2000	318.	769	68C	867	81C	(589)	(693)	633	70C	714	84C	(474)	(558)
2000	212.	731	69C	827	82C	(554)	(653)	600	71C	680	84C	(446)	(525)
2000	106.	652	70C	741	83C	(484)	(573)	533	71C	607	85C	(389)	(461)
2000	53.(1/6 NEUT)	583	71C	662	85C	(429)	(507)	475	72C	540	86C	(345)	(408)

(*) CORRESPONDING EARTH INTERFACE TEMPERATURE - DEGREES C

CAUTION - THESE AMPACITIES APPLY ONLY TO THE PHASE SEQUENCE ARRANGEMENT OF FIGURE 5

WC 50-76
6470247 0007208 3

Copyright National Electrical Manufacturers Association
Provided by IHS under license with NEMA
No reproduction or networking permitted without license from IHS
Not for Resale

AMPACITY OF SINGLE CONDUCTOR SOLID DIELECTRIC POWER CABLE
INSTALLED DIRECT BURIED

DOUBLE CIRCUIT
CONFIGURATION: SPACED (SEE FIGURE 5)

VOLTAGE: 35 KV
ALUMINUM CONDUCTORS

SOIL RESISTIVITY: 120 RHO

EARTH AMBIENT TEMPERATURE: 25C

COND SIZE	SHIELD RESISTANCE MICROHMS/FT. 25C	75% LOAD FACTOR						100% LOAD FACTOR					
		MAXIMUM CONDUCTOR TEMPERATURE				MAXIMUM EARTH INTERFACE TEMPERATURE		MAXIMUM CONDUCTOR TEMPERATURE				MAXIMUM EARTH INTERFACE TEMPERATURE	
		75C		90C		(50C)	(60C)	75C		90C		(50C)	(60C)
		AMPS	(*)	AMPS	(*)	AMPS	AMPS	AMPS	(*)	AMPS	(*)	AMPS	AMPS
4/0	OPEN	240	63C	267	74C	(199)	(231)	203	66C	226	79C	(163)	(189)
4/0	1505.	239	63C	266	75C	(198)	(229)	202	66C	225	79C	(161)	(187)
4/0	1003.	238	63C	265	75C	(197)	(228)	201	66C	224	79C	(161)	(186)
4/0	502.(1/6 NEUT)	236	63C	263	75C	(194)	(226)	199	66C	222	79C	(159)	(184)
4/0	251.(1/3 NEUT)	232	64C	259	75C	(190)	(221)	196	67C	219	79C	(155)	(180)
350	OPEN	315	64C	351	76C	(258)	(299)	265	67C	295	80C	(210)	(244)
350	910.	311	65C	346	77C	(253)	(293)	261	67C	291	80C	(205)	(239)
350	607.	308	65C	344	77C	(250)	(290)	259	68C	289	80C	(203)	(236)
350	303.(1/6 NEUT)	302	65C	337	77C	(243)	(283)	253	68C	283	81C	(197)	(230)
350	152.(1/3 NEUT)	291	66C	326	78C	(232)	(271)	244	68C	273	81C	(188)	(220)
500	OPEN	381	65C	425	77C	(310)	(359)	319	68C	356	81C	(251)	(292)
500	637.	371	65C	414	78C	(298)	(346)	310	68C	346	81C	(242)	(281)
500	425.	366	66C	409	78C	(292)	(341)	306	68C	342	81C	(237)	(277)
500	212.(1/6 NEUT)	353	66C	395	79C	(279)	(326)	294	69C	330	82C	(226)	(264)
500	106.(1/3 NEUT)	334	67C	375	80C	(260)	(305)	277	69C	312	83C	(211)	(247)
750	OPEN	473	66C	527	78C	(380)	(440)	394	69C	439	82C	(308)	(357)
750	425.	447	67C	501	79C	(352)	(411)	371	69C	416	83C	(285)	(333)
750	283.	436	67C	489	80C	(341)	(398)	362	70C	406	83C	(276)	(323)
750	142.(1/6 NEUT)	409	68C	461	81C	(315)	(369)	338	70C	381	84C	(255)	(299)
750	71.(1/3 NEUT)	380	69C	428	82C	(288)	(339)	313	71C	353	85C	(233)	(274)
1000	OPEN	550	67C	613	79C	(438)	(508)	457	69C	509	82C	(354)	(412)
1000	637.	525	67C	587	80C	(412)	(480)	435	70C	487	83C	(333)	(388)
1000	425.	514	68C	576	80C	(400)	(468)	425	70C	476	83C	(323)	(378)
1000	212.	485	68C	546	81C	(372)	(436)	400	70C	450	84C	(300)	(353)
1000	106.(1/6 NEUT)	445	69C	503	83C	(336)	(395)	366	71C	414	85C	(271)	(319)
1250	OPEN	616	67C	687	80C	(487)	(566)	510	69C	569	83C	(394)	(458)
1250	509.	576	68C	646	81C	(447)	(523)	476	70C	533	84C	(361)	(422)
1250	340.	559	68C	629	81C	(431)	(504)	461	70C	518	84C	(348)	(407)
1250	170.	519	69C	586	82C	(392)	(462)	426	71C	482	85C	(316)	(373)
1250	85.(1/6 NEUT)	469	70C	532	84C	(349)	(412)	384	72C	436	86C	(282)	(332)
1500	OPEN	674	67C	752	80C	(530)	(616)	557	70C	621	83C	(428)	(498)
1500	425.	617	69C	694	82C	(474)	(555)	508	70C	571	84C	(382)	(448)
1500	283.	595	69C	670	82C	(452)	(531)	489	71C	551	85C	(365)	(428)
1500	142.	542	70C	614	83C	(405)	(478)	444	71C	503	85C	(326)	(385)
1500	71.(1/6 NEUT)	486	71C	551	85C	(358)	(423)	396	72C	450	86C	(289)	(341)
2000	OPEN	770	68C	861	81C	(601)	(700)	634	70C	709	84C	(484)	(564)
2000	318.	676	70C	763	83C	(510)	(600)	554	71C	625	85C	(411)	(483)
2000	212.	642	70C	727	84C	(479)	(565)	525	72C	594	86C	(386)	(455)
2000	106.	571	71C	650	85C	(419)	(496)	466	72C	530	86C	(337)	(399)
2000	53.(1/6 NEUT)	509	72C	579	86C	(372)	(439)	414	73C	471	87C	(299)	(353)

(*) CORRESPONDING EARTH INTERFACE TEMPERATURE - DEGREES C

CAUTION - THESE AMPACITIES APPLY ONLY TO THE PHASE SEQUENCE ARRANGEMENT OF FIGURE 5

IEC 60-76
6470247 0007223 5

Copyright National Electrical Manufacturers Association
Provided by IHS under license with NEMA
No reproduction or networking permitted without license from IHS
Not for Resale

AMPACITY OF SINGLE CONDUCTOR SOLID DIELECTRIC POWER CABLE INSTALLED IN UNDERGROUND DUCTS

SINGLE CIRCUIT
CONFIGURATION: TRIPLEXED (SEE FIGURE 6)

VOLTAGE: 15 KV
COPPER CONDUCTORS

SOIL RESISTIVITY: 90 RHO

EARTH AMBIENT TEMPERATURE: 25C

		75% LOAD FACTOR						100% LOAD FACTOR					
		MAXIMUM CONDUCTOR TEMPERATURE				MAXIMUM EARTH INTERFACE TEMPERATURE		MAXIMUM CONDUCTOR TEMPERATURE				MAXIMUM EARTH INTERFACE TEMPERATURE	
		75C		90C		(50C)	(60C)	75C		90C		(50C)	(60C)
COND SIZE	SHIELD RESISTANCE MICROHMS/FT. 25C	AMPS	(*)	AMPS	(*)	AMPS	AMPS	AMPS	(*)	AMPS	(*)	AMPS	AMPS
4/0	918.	281	39C	320	45C	(320)**	(320)**	262	44C	298	51C	(292)**	(298)**
4/0	612.	281	39C	320	45C	(320)**	(320)**	262	44C	298	51C	(292)**	(298)**
4/0	306.(1/6 NEUT)	280	39C	319	45C	(319)**	(319)**	261	44C	297	51C	(291)**	(297)**
4/0	153.(1/3 NEUT)	278	39C	317	45C	(317)**	(317)**	260	44C	295	51C	(289)**	(295)**
350	555.	374	41C	426	47C	(426)**	(426)**	347	45C	394	53C	(375)**	(394)**
350	370.	373	41C	425	47C	(425)**	(425)**	346	45C	393	53C	(374)**	(393)**
350	185.(1/6 NEUT)	370	41C	422	47C	(422)**	(422)**	343	46C	390	53C	(371)**	(390)**
350	92.(1/3 NEUT)	365	41C	416	47C	(416)**	(416)**	338	46C	385	53C	(365)**	(385)**
500	388.	454	42C	517	48C	(517)**	(517)**	419	47C	476	54C	(443)**	(476)**
500	259.	451	42C	514	48C	(514)**	(514)**	417	47C	473	54C	(440)**	(473)**
500	129.(1/6 NEUT)	444	42C	507	48C	(507)**	(507)**	410	47C	467	54C	(433)**	(467)**
500	65.(1/3 NEUT)	432	42C	494	48C	(494)**	(494)**	399	47C	455	54C	(420)**	(455)**
750	259.	554	43C	632	49C	(632)**	(632)**	509	48C	579	56C	(525)**	(579)**
750	173.	548	43C	626	50C	(626)**	(626)**	503	48C	573	56C	(519)**	(573)**
750	86.(1/6 NEUT)	532	43C	609	50C	(607)**	(609)**	488	48C	557	56C	(502)**	(557)**
750	43.(1/3 NEUT)	506	43C	582	50C	(578)**	(582)**	465	48C	532	56C	(477)**	(532)**
1000	388.	643	44C	735	51C	(718)**	(735)**	588	49C	670	57C	(594)**	(670)**
1000	259.	637	44C	728	51C	(711)**	(728)**	583	49C	664	57C	(587)**	(664)**
1000	129.	620	44C	710	51C	(691)**	(710)**	567	49C	647	58C	(570)**	(647)**
1000	65.(1/6 NEUT)	592	44C	680	51C	(659)**	(680)**	540	49C	619	58C	(542)**	(619)**
1250	311.	720	44C	824	51C	(805)**	(824)**	654	49C	746	58C	(656)**	(746)**
1250	207.	711	44C	814	51C	(794)**	(814)**	645	49C	737	58C	(647)**	(737)**
1250	104.	685	44C	786	51C	(764)**	(786)**	621	50C	711	58C	(620)	(711)**
1250	52.(1/6 NEUT)	644	44C	743	51C	(717)**	(743)**	584	50C	671	58C	(580)	(671)**
1500	259.	768	45C	880	52C	(848)**	(880)**	695	50C	794	59C	(688)	(794)**
1500	173.	754	45C	866	52C	(832)**	(866)**	683	50C	781	59C	(675)	(781)**
1500	86.	719	45C	828	52C	(792)**	(828)**	651	50C	747	59C	(641)	(747)**
1500	43.(1/6 NEUT)	669	45C	773	52C	(734)**	(773)**	605	51C	696	59C	(592)	(696)**
2000	194.	837	46C	961	53C	(904)**	(961)**	754	51C	863	60C	(732)	(857)**
2000	129.	815	46C	938	53C	(880)**	(938)**	735	51C	842	60C	(711)	(834)**
2000	65.	763	46C	881	54C	(821)**	(881)**	687	51C	790	61C	(662)	(779)**
2000	32.(1/6 NEUT)	699	46C	809	54C	(748)**	(809)**	628	52C	725	61C	(602)	(711)**

(*) CORRESPONDING EARTH INTERFACE TEMPERATURE - DEGREES C

** CONDUCTOR TEMPERATURE EXCEEDS 75C

WC 50-76
6470247 0007210 1

Copyright National Electrical Manufacturers Association
Provided by IHS under license with NEMA
No reproduction or networking permitted without license from IHS
Not for Resale

AMPACITY OF SINGLE CONDUCTOR SOLID DIELECTRIC POWER CABLE
INSTALLED IN UNDERGROUND DUCTS

SINGLE CIRCUIT
CONFIGURATION: TRIPLEXED (SEE FIGURE 6)

VOLTAGE: 15 KV
COPPER CONDUCTORS

SOIL RESISTIVITY: 120 RHO

EARTH AMBIENT TEMPERATURE: 25C

COND SIZE	SHIELD RESISTANCE MICROHMS/FT. 25C	75% LOAD FACTOR — MAXIMUM CONDUCTOR TEMPERATURE 75C AMPS	(*)	90C AMPS	(*)	MAXIMUM EARTH INTERFACE TEMPERATURE (50C) AMPS	(60C) AMPS	100% LOAD FACTOR — MAXIMUM CONDUCTOR TEMPERATURE 75C AMPS	(*)	90C AMPS	(*)	MAXIMUM EARTH INTERFACE TEMPERATURE (50C) AMPS	(60C) AMPS
4/0	918.	268	43C	305	49C	(305)**	(305)**	247	47C	280	55C	(256)**	(280)**
4/0	612.	268	43C	305	49C	(305)**	(305)**	247	47C	279	55C	(256)**	(279)**
4/0	306.(1/6 NEUT)	267	43C	304	49C	(304)**	(304)**	246	47C	279	55C	(255)**	(279)**
4/0	153.(1/3 NEUT)	266	43C	302	49C	(302)**	(302)**	244	48C	277	55C	(253)**	(277)**
350	555.	356	44C	404	51C	(395)**	(404)**	325	49C	368	57C	(328)**	(368)**
350	370.	355	44C	403	51C	(394)**	(403)**	324	49C	367	57C	(327)**	(367)**
350	185.(1/6 NEUT)	352	44C	400	51C	(391)**	(400)**	322	49C	365	57C	(324)**	(365)**
350	92.(1/3 NEUT)	346	44C	394	51C	(385)**	(394)**	317	49C	359	58C	(319)**	(359)**
500	388.	430	45C	488	52C	(467)**	(488)**	391	50C	443	59C	(387)	(443)**
500	259.	427	45C	486	52C	(465)**	(486)**	389	50C	441	59C	(385)	(441)**
500	129.(1/6 NEUT)	421	45C	479	52C	(457)**	(479)**	383	50C	434	59C	(378)	(434)**
500	65.(1/3 NEUT)	409	45C	467	53C	(444)**	(467)**	372	50C	423	59C	(367)	(423)**
750	259.	523	46C	595	54C	(555)**	(595)**	473	51C	538	61C	(458)	(531)**
750	173.	517	46C	589	54C	(548)**	(589)**	468	52C	532	61C	(452)	(525)**
750	86.(1/6 NEUT)	501	47C	573	54C	(531)**	(573)**	454	52C	517	61C	(437)	(509)**
750	43.(1/3 NEUT)	477	47C	547	54C	(504)**	(547)**	432	52C	493	61C	(414)	(484)**
1000	388.	605	48C	689	55C	(628)**	(689)**	545	53C	619	62C	(517)	(601)**
1000	259.	599	48C	683	56C	(621)**	(683)**	540	53C	614	62C	(511)	(595)**
1000	129.	583	48C	666	56C	(603)**	(666)**	525	53C	598	62C	(496)	(578)**
1000	65.(1/6 NEUT)	556	48C	637	56C	(574)**	(637)**	500	53C	572	62C	(471)	(551)**
1250	311.	678	48C	774	55C	(704)**	(774)**	606	53C	689	62C	(571)	(665)**
1250	207.	668	48C	764	56C	(693)**	(764)**	597	53C	681	63C	(562)	(656)**
1250	104.	644	48C	738	56C	(666)**	(738)**	575	53C	657	63C	(539)	(631)**
1250	52.(1/6 NEUT)	605	48C	696	56C	(624)**	(696)**	540	53C	619	63C	(504)	(592)**
1500	259.	721	48C	824	56C	(739)**	(824)**	643	54C	732	63C	(599)	(699)**
1500	173.	708	48C	811	56C	(725)**	(811)**	631	54C	720	63C	(587)	(686)**
1500	86.	675	48C	775	57C	(689)**	(775)**	601	54C	688	64C	(556)	(653)**
1500	43.(1/6 NEUT)	627	49C	723	57C	(637)**	(723)**	558	54C	641	64C	(514)	(605)**
2000	194.	783	49C	898	58C	(787)**	(898)**	695	55C	794	65C	(636)	(745)**
2000	129.	763	49C	876	58C	(765)**	(876)**	677	55C	774	65C	(618)	(725)**
2000	65.	713	50C	822	58C	(711)	(822)**	632	55C	726	65C	(574)	(676)**
2000	32.(1/6 NEUT)	653	50C	754	59C	(648)	(754)**	578	55C	665	65C	(522)	(616)**

(*) CORRESPONDING EARTH INTERFACE TEMPERATURE - DEGREES C

** CONDUCTOR TEMPERATURE EXCEEDS 75C

Copyright National Electrical Manufacturers Association
Provided by IHS under license with NEMA
No reproduction or networking permitted without license from IHS
Not for Resale

AMPACITY OF SINGLE CONDUCTOR SOLID DIELECTRIC POWER CABLE INSTALLED IN UNDERGROUND DUCTS

SINGLE CIRCUIT
CONFIGURATION: TRIPLEXED (SEE FIGURE 6)

VOLTAGE: 15 KV
ALUMINUM CONDUCTORS

SOIL RESISTIVITY: 90 RHO

EARTH AMBIENT TEMPERATURE: 25C

COND SIZE	SHIELD RESISTANCE MICROHMS/FT. 25C	75% LOAD FACTOR: MAXIMUM CONDUCTOR TEMPERATURE 75C AMPS	(*)	90C AMPS	(*)	MAXIMUM EARTH INTERFACE TEMPERATURE (50C) AMPS	(60C) AMPS	100% LOAD FACTOR: MAXIMUM CONDUCTOR TEMPERATURE 75C AMPS	(*)	90C AMPS	(*)	MAXIMUM EARTH INTERFACE TEMPERATURE (50C) AMPS	(60C) AMPS
4/0	1505.	220	39C	251	45C	(251)**	(251)**	206	44C	233	51C	(228)**	(233)**
4/0	1003.	220	39C	251	45C	(251)**	(251)**	205	44C	233	51C	(228)**	(233)**
4/0	502.(1/6 NEUT)	220	39C	250	45C	(250)**	(250)**	205	44C	233	51C	(228)**	(233)**
4/0	251.(1/3 NEUT)	220	39C	250	45C	(250)**	(250)**	205	44C	232	51C	(227)**	(232)**
350	910.	295	41C	335	47C	(335)**	(335)**	273	46C	310	53C	(295)**	(310)**
350	607.	295	41C	335	47C	(335)**	(335)**	273	46C	310	53C	(294)**	(310)**
350	303.(1/6 NEUT)	294	41C	334	47C	(334)**	(334)**	272	46C	309	53C	(293)**	(309)**
350	152.(1/3 NEUT)	292	41C	332	47C	(332)**	(332)**	271	46C	307	53C	(291)**	(307)**
500	637.	361	42C	410	48C	(410)**	(410)**	333	47C	377	54C	(351)**	(377)**
500	425.	360	42C	409	48C	(409)**	(409)**	332	47C	376	54C	(351)**	(376)**
500	212.(1/6 NEUT)	358	42C	407	48C	(407)**	(407)**	330	47C	374	54C	(348)**	(374)**
500	106.(1/3 NEUT)	353	42C	402	48C	(402)**	(402)**	326	47C	370	54C	(344)**	(370)**
750	425.	450	43C	512	49C	(512)**	(512)**	413	48C	469	56C	(426)**	(469)**
750	283.	448	43C	510	49C	(510)**	(510)**	411	48C	467	56C	(424)**	(467)**
750	142.(1/6 NEUT)	442	43C	504	50C	(503)**	(504)**	406	48C	461	56C	(418)**	(461)**
750	71.(1/3 NEUT)	432	43C	493	50C	(491)**	(493)**	396	48C	451	56C	(408)**	(451)**
1000	637.	529	44C	601	51C	(588)**	(601)**	484	49C	548	57C	(488)**	(548)**
1000	425.	527	44C	599	51C	(586)**	(599)**	482	49C	546	57C	(486)**	(546)**
1000	212.	521	44C	593	51C	(579)**	(593)**	476	49C	540	57C	(480)**	(540)**
1000	106.(1/6 NEUT)	510	44C	581	51C	(566)**	(581)**	466	49C	529	58C	(469)**	(529)**
1250	509.	603	44C	687	51C	(673)**	(687)**	548	49C	622	58C	(550)**	(622)**
1250	340.	600	44C	683	51C	(669)**	(683)**	545	49C	618	58C	(547)**	(618)**
1250	170.	590	44C	673	51C	(657)**	(673)**	535	49C	609	58C	(537)**	(609)**
1250	85.(1/6 NEUT)	572	44C	654	51C	(637)**	(654)**	519	50C	591	58C	(518)	(591)**
1500	425.	655	45C	747	52C	(722)**	(747)**	594	50C	675	59C	(589)	(675)**
1500	283.	650	45C	742	52C	(716)**	(742)**	589	50C	670	59C	(584)	(670)**
1500	142.	636	45C	726	52C	(700)**	(726)**	575	50C	655	59C	(569)	(655)**
1500	71.(1/6 NEUT)	610	45C	700	52C	(671)**	(700)**	552	50C	631	59C	(544)	(631)**
2000	318.	736	46C	841	53C	(795)**	(841)**	664	51C	756	60C	(646)	(752)**
2000	212.	727	46C	831	53C	(785)**	(831)**	655	51C	747	60C	(637)	(742)**
2000	106.	702	46C	805	53C	(757)**	(805)**	632	51C	723	60C	(613)	(716)**
2000	53.(1/6 NEUT)	662	46C	762	53C	(712)**	(762)**	596	51C	684	60C	(576)	(675)**

(*) CORRESPONDING EARTH INTERFACE TEMPERATURE - DEGREES C

** CONDUCTOR TEMPERATURE EXCEEDS 75C

WC 50-76
6470247 0007212 5

Copyright National Electrical Manufacturers Association
Provided by IHS under license with NEMA
No reproduction or networking permitted without license from IHS
Not for Resale

AMPACITY OF SINGLE CONDUCTOR SOLID DIELECTRIC POWER CABLE INSTALLED IN UNDERGROUND DUCTS

SINGLE CIRCUIT
CONFIGURATION: TRIPLEXED (SEE FIGURE 6)

VOLTAGE: 15 KV
ALUMINUM CONDUCTORS

SOIL RESISTIVITY: 120 RHO

EARTH AMBIENT TEMPERATURE: 25C

COND SIZE	SHIELD RESISTANCE MICROHMS/FT. 25C	75% LOAD FACTOR						100% LOAD FACTOR					
		MAXIMUM CONDUCTOR TEMPERATURE				MAXIMUM EARTH INTERFACE TEMPERATURE		MAXIMUM CONDUCTOR TEMPERATURE				MAXIMUM EARTH INTERFACE TEMPERATURE	
		75C		90C		(50C)	(60C)	75C		90C		(50C)	(60C)
		AMPS	(*)	AMPS	(*)	AMPS	AMPS	AMPS	(*)	AMPS	(*)	AMPS	AMPS
4/0	1505.	210	43C	239	49C	(239)**	(239)**	193	48C	219	55C	(200)**	(219)**
4/0	1003.	210	43C	238	49C	(238)**	(238)**	193	48C	219	55C	(200)**	(219)**
4/0	502.(1/6 NEUT)	210	43C	238	49C	(238)**	(238)**	193	48C	218	55C	(200)**	(218)**
4/0	251.(1/3 NEUT)	209	43C	238	49C	(238)**	(238)**	193	48C	218	55C	(199)**	(218)**
350	910.	280	44C	318	51C	(311)**	(318)**	256	49C	289	57C	(258)**	(289)**
350	607.	280	44C	317	51C	(310)**	(317)**	256	49C	289	57C	(258)**	(289)**
350	303.(1/6 NEUT)	279	44C	316	51C	(309)**	(316)**	255	49C	288	57C	(257)**	(288)**
350	152.(1/3 NEUT)	277	44C	315	51C	(307)**	(315)**	253	49C	287	58C	(255)**	(287)**
500	637.	341	45C	387	52C	(371)**	(387)**	311	50C	351	59C	(307)	(351)**
500	425.	341	45C	386	52C	(370)**	(386)**	310	50C	351	59C	(307)	(351)**
500	212.(1/6 NEUT)	339	45C	384	52C	(368)**	(384)**	308	50C	349	59C	(305)	(349)**
500	106.(1/3 NEUT)	335	45C	380	52C	(363)**	(380)**	304	50C	345	59C	(301)	(345)**
750	425.	425	46C	482	54C	(450)**	(482)**	384	51C	435	61C	(372)	(430)**
750	283.	423	46C	480	54C	(448)**	(480)**	383	51C	433	61C	(370)	(428)**
750	142.(1/6 NEUT)	417	47C	474	54C	(442)**	(474)**	378	52C	428	61C	(365)	(422)**
750	71.(1/3 NEUT)	407	47C	464	54C	(431)**	(464)**	369	52C	418	61C	(355)	(412)**
1000	637.	497	48C	564	55C	(516)**	(564)**	448	53C	507	62C	(426)	(493)**
1000	425.	495	48C	562	55C	(513)**	(562)**	446	53C	505	62C	(424)	(491)**
1000	212.	490	48C	556	56C	(507)**	(556)**	441	53C	500	62C	(418)	(485)**
1000	106.(1/6 NEUT)	479	48C	545	56C	(495)**	(545)**	431	53C	489	62C	(408)	(474)**
1250	509.	567	48C	645	55C	(589)**	(645)**	507	53C	575	62C	(480)	(556)**
1250	340.	564	48C	641	55C	(586)**	(641)**	504	53C	572	62C	(476)	(552)**
1250	170.	554	48C	631	55C	(575)**	(631)**	496	53C	562	62C	(467)	(543)**
1250	85.(1/6 NEUT)	537	48C	613	56C	(556)**	(613)**	480	53C	546	63C	(451)	(526)**
1500	425.	615	48C	700	56C	(632)**	(700)**	549	54C	622	63C	(513)	(596)**
1500	283.	610	48C	695	56C	(626)**	(695)**	544	54C	618	63C	(509)	(591)**
1500	142.	597	48C	680	56C	(611)**	(680)**	532	54C	604	63C	(496)	(577)**
1500	71.(1/6 NEUT)	573	48C	655	57C	(585)**	(655)**	510	54C	581	64C	(474)	(553)**
2000	318.	689	49C	786	58C	(694)**	(786)**	612	55C	695	64C	(562)	(655)**
2000	212.	680	49C	777	58C	(684)**	(777)**	604	55C	687	65C	(554)	(647)**
2000	106.	657	49C	751	58C	(659)**	(751)**	583	55C	664	65C	(533)	(623)**
2000	53.(1/6 NEUT)	619	50C	711	58C	(618)	(711)**	549	55C	628	65C	(500)	(587)**

(*) CORRESPONDING EARTH INTERFACE TEMPERATURE - DEGREES C

** CONDUCTOR TEMPERATURE EXCEEDS 75C

IPCEA S-61-402 NEMA WC 50-76

Copyright National Electrical Manufacturers Association
Provided by IHS under license with NEMA
No reproduction or networking permitted without license from IHS
Not for Resale

AMPACITY OF SINGLE CONDUCTOR SOLID DIELECTRIC POWER CABLE INSTALLED IN UNDERGROUND DUCTS

SINGLE CIRCUIT
CONFIGURATION: TRIPLEXED (SEE FIGURE 6)

VOLTAGE: 35 KV
COPPER CONDUCTORS

SOIL RESISTIVITY: 90 RHO

EARTH AMBIENT TEMPERATURE: 25C

		75% LOAD FACTOR						100% LOAD FACTOR					
		MAXIMUM CONDUCTOR TEMPERATURE				MAXIMUM EARTH INTERFACE TEMPERATURE		MAXIMUM CONDUCTOR TEMPERATURE				MAXIMUM EARTH INTERFACE TEMPERATURE	
		75C		90C		(50C)	(60C)	75C		90C		(50C)	(60C)
COND SIZE	SHIELD RESISTANCE MICROHMS/FT. 25C	AMPS	(*)	AMPS	(*)	AMPS	AMPS	AMPS	(*)	AMPS	(*)	AMPS	AMPS
4/0	918.	289	40C	328	46C	(328)**	(328)**	269	45C	304	52C	(293)**	(304)**
4/0	612.	289	40C	327	46C	(327)**	(327)**	268	45C	304	52C	(293)**	(304)**
4/0	306.(1/6 NEUT)	288	40C	327	46C	(327)**	(327)**	268	45C	303	52C	(292)**	(303)**
4/0	153.(1/3 NEUT)	286	40C	325	46C	(325)**	(325)**	266	45C	301	52C	(290)**	(301)**
350	555.	382	41C	433	47C	(433)**	(433)**	353	46C	400	53C	(376)**	(400)**
350	370.	381	41C	432	47C	(432)**	(432)**	352	46C	399	53C	(375)**	(399)**
350	185.(1/6 NEUT)	378	41C	429	47C	(429)**	(429)**	350	46C	396	54C	(372)**	(396)**
350	92.(1/3 NEUT)	373	42C	424	47C	(424)**	(424)**	345	46C	391	54C	(366)**	(391)**
500	388.	463	42C	525	48C	(525)**	(525)**	426	47C	483	55C	(445)**	(483)**
500	259.	460	42C	523	48C	(523)**	(523)**	424	47C	480	55C	(443)**	(480)**
500	129.(1/6 NEUT)	454	42C	516	49C	(516)**	(516)**	418	47C	474	55C	(436)**	(474)**
500	65.(1/3 NEUT)	443	43C	504	49C	(504)**	(504)**	407	47C	463	55C	(423)**	(463)**
750	259.	577	43C	657	49C	(657)**	(657)**	528	48C	599	56C	(544)**	(599)**
750	173.	571	43C	651	49C	(651)**	(651)**	522	48C	593	56C	(538)**	(593)**
750	86.(1/6 NEUT)	555	43C	634	49C	(634)**	(634)**	507	48C	577	56C	(521)**	(577)**
750	43.(1/3 NEUT)	531	43C	608	50C	(607)**	(608)**	484	48C	553	56C	(495)**	(553)**
1000	388.	669	44C	762	50C	(755)**	(762)**	609	49C	691	57C	(617)**	(691)**
1000	259.	663	44C	755	50C	(747)**	(755)**	603	49C	686	57C	(610)**	(686)**
1000	129.	646	44C	738	50C	(727)**	(738)**	587	49C	669	57C	(593)**	(669)**
1000	65.(1/6 NEUT)	618	44C	708	51C	(693)**	(708)**	561	49C	641	58C	(563)**	(641)**
1250	311.	734	44C	838	51C	(817)**	(838)**	666	50C	758	58C	(665)	(758)**
1250	207.	725	44C	828	51C	(805)**	(828)**	657	50C	749	58C	(655)	(749)**
1250	104.	699	45C	801	51C	(775)**	(801)**	634	50C	723	58C	(628)	(723)**
1250	52.(1/6 NEUT)	660	45C	758	52C	(727)**	(758)**	597	50C	684	59C	(588)	(684)**
1500	259.	811	43C	928	50C	(921)**	(928)**	729	49C	832	58C	(732)**	(832)**
1500	173.	798	44C	914	50C	(905)**	(914)**	717	49C	818	58C	(718)**	(818)**
1500	86.	762	44C	876	50C	(861)**	(876)**	684	50C	783	58C	(680)	(783)**
1500	43.(1/6 NEUT)	711	44C	819	51C	(798)**	(819)**	636	50C	731	59C	(628)	(731)**
2000	194.	888	44C	1018	51C	(987)**	(1018)**	794	50C	908	59C	(780)	(908)**
2000	129.	866	45C	995	51C	(961)**	(995)**	774	51C	886	59C	(758)	(886)**
2000	65.	811	45C	936	52C	(896)**	(936)**	724	51C	832	60C	(704)	(829)**
2000	32.(1/6 NEUT)	744	45C	861	52C	(815)**	(861)**	663	51C	764	60C	(640)	(755)**

(*) CORRESPONDING EARTH INTERFACE TEMPERATURE - DEGREES C

** CONDUCTOR TEMPERATURE EXCEEDS 75C

WC 50-76
6420247 0007214 9

Copyright National Electrical Manufacturers Association
Provided by IHS under license with NEMA
No reproduction or networking permitted without license from IHS
Not for Resale

AMPACITY OF SINGLE CONDUCTOR SOLID DIELECTRIC POWER CABLE
INSTALLED IN UNDERGROUND DUCTS

SINGLE CIRCUIT
CONFIGURATION: TRIPLEXED (SEE FIGURE 6)

VOLTAGE: 35 KV
COPPER CONDUCTORS

SOIL RESISTIVITY: 120 RHO

EARTH AMBIENT TEMPERATURE: 25C

COND SIZE	SHIELD RESISTANCE MICROHMS/FT. 25C	75% LOAD FACTOR: MAXIMUM CONDUCTOR TEMPERATURE 75C AMPS	(*)	90C AMPS	(*)	MAXIMUM EARTH INTERFACE TEMPERATURE (50C) AMPS	(60C) AMPS	100% LOAD FACTOR: MAXIMUM CONDUCTOR TEMPERATURE 75C AMPS	(*)	90C AMPS	(*)	MAXIMUM EARTH INTERFACE TEMPERATURE (50C) AMPS	(60C) AMPS
4/0	918.	275	43C	311	50C	(309)**	(311)**	252	48C	285	56C	(257)**	(285)**
4/0	612.	275	43C	311	50C	(309)**	(311)**	252	48C	284	56C	(257)**	(284)**
4/0	306.(1/6 NEUT)	274	43C	310	50C	(308)**	(310)**	251	48C	284	56C	(256)**	(284)**
4/0	153.(1/3 NEUT)	272	44C	309	50C	(306)**	(309)**	250	48C	282	57C	(255)**	(282)**
350	555.	362	45C	410	52C	(397)**	(410)**	330	50C	373	58C	(329)	(373)**
350	370.	361	45C	409	52C	(396)**	(409)**	329	50C	372	58C	(328)	(372)**
350	185.(1/6 NEUT)	358	45C	406	52C	(393)**	(406)**	327	50C	369	58C	(325)	(369)**
350	92.(1/3 NEUT)	353	45C	401	52C	(387)**	(401)**	322	50C	365	58C	(320)	(365)**
500	388.	437	46C	496	53C	(470)**	(496)**	397	51C	449	59C	(389)	(449)**
500	259.	435	46C	493	53C	(468)**	(493)**	395	51C	447	59C	(387)	(447)**
500	129.(1/6 NEUT)	429	46C	487	53C	(460)**	(487)**	389	51C	441	60C	(380)	(440)**
500	65.(1/3 NEUT)	418	46C	475	53C	(447)**	(475)**	379	51C	430	60C	(369)	(428)**
750	259.	545	46C	619	53C	(583)**	(619)**	491	51C	556	60C	(475)	(550)**
750	173.	540	46C	614	53C	(576)**	(614)**	485	52C	550	60C	(469)	(544)**
750	86.(1/6 NEUT)	524	46C	597	54C	(558)**	(597)**	471	52C	536	61C	(453)	(527)**
750	43.(1/3 NEUT)	501	47C	572	54C	(530)**	(572)**	449	52C	512	61C	(430)	(502)**
1000	388.	630	47C	716	55C	(661)**	(716)**	565	52C	640	62C	(537)	(624)**
1000	259.	624	47C	710	55C	(654)**	(710)**	559	52C	634	62C	(532)	(618)**
1000	129.	608	47C	693	55C	(636)**	(693)**	544	53C	619	62C	(516)	(601)**
1000	65.(1/6 NEUT)	581	48C	665	55C	(605)**	(665)**	520	53C	593	62C	(489)	(572)**
1250	311.	690	48C	786	56C	(714)**	(786)**	616	53C	700	63C	(579)	(674)**
1250	207.	681	48C	776	56C	(703)**	(776)**	608	53C	691	63C	(570)	(665)**
1250	104.	657	48C	751	56C	(675)**	(751)**	586	54C	668	63C	(547)	(639)**
1250	52.(1/6 NEUT)	619	48C	710	57C	(632)**	(710)**	551	54C	630	63C	(510)	(599)**
1500	259.	764	47C	873	54C	(805)**	(873)**	675	53C	769	62C	(636)	(742)**
1500	173.	751	47C	859	55C	(790)**	(859)**	663	53C	756	62C	(624)	(729)**
1500	86.	717	47C	823	55C	(750)**	(823)**	633	53C	723	63C	(591)	(693)**
1500	43.(1/6 NEUT)	668	48C	769	56C	(694)**	(769)**	588	54C	674	63C	(545)	(641)**
2000	194.	834	48C	955	56C	(860)**	(955)**	733	54C	836	64C	(678)	(794)**
2000	129.	813	48C	932	56C	(836)**	(932)**	714	54C	816	64C	(658)	(772)**
2000	65.	761	48C	876	57C	(778)**	(876)**	667	55C	766	64C	(611)	(719)**
2000	32.(1/6 NEUT)	697	49C	805	57C	(707)**	(805)**	610	55C	702	65C	(554)	(654)**

(*) CORRESPONDING EARTH INTERFACE TEMPERATURE - DEGREES C

** CONDUCTOR TEMPERATURE EXCEEDS 75C

Copyright National Electrical Manufacturers Association
Provided by IHS under license with NEMA
No reproduction or networking permitted without license from IHS
Not for Resale

AMPACITY OF SINGLE CONDUCTOR SOLID DIELECTRIC POWER CABLE INSTALLED IN UNDERGROUND DUCTS

SINGLE CIRCUIT
CONFIGURATION: TRIPLEXED (SEE FIGURE 6)

VOLTAGE: 35 KV
ALUMINUM CONDUCTORS

SOIL RESISTIVITY: 90 RHO

EARTH AMBIENT TEMPERATURE: 25C

		75% LOAD FACTOR						100% LOAD FACTOR					
		MAXIMUM CONDUCTOR TEMPERATURE				MAXIMUM EARTH INTERFACE TEMPERATURE		MAXIMUM CONDUCTOR TEMPERATURE				MAXIMUM EARTH INTERFACE TEMPERATURE	
		75C		90C		(50C)	(60C)	75C		90C		(50C)	(60C)
COND SIZE	SHIELD RESISTANCE MICROHMS/FT. 25C	AMPS	(*)	AMPS	(*)	AMPS	AMPS	AMPS	(*)	AMPS	(*)	AMPS	AMPS
4/0	1505.	226	40C	256	46C	(256)**	(256)**	210	45C	237	52C	(229)**	(237)**
4/0	1003.	226	40C	256	46C	(256)**	(256)**	210	45C	237	52C	(229)**	(237)**
4/0	502.(1/6 NEUT)	226	40C	256	46C	(256)**	(256)**	210	45C	237	52C	(229)**	(237)**
4/0	251.(1/3 NEUT)	225	40C	255	46C	(255)**	(255)**	209	45C	237	52C	(228)**	(237)**
350	910.	300	41C	340	47C	(340)**	(340)**	278	46C	314	53C	(295)**	(314)**
350	607.	300	41C	340	47C	(340)**	(340)**	277	46C	313	53C	(295)**	(313)**
350	303.(1/6 NEUT)	299	41C	339	47C	(339)**	(339)**	276	46C	313	53C	(294)**	(313)**
350	152.(1/3 NEUT)	297	41C	337	47C	(337)**	(337)**	275	46C	311	54C	(292)**	(311)**
500	637.	366	42C	415	48C	(415)**	(415)**	338	47C	381	55C	(353)**	(381)**
500	425.	366	42C	414	48C	(414)**	(414)**	337	47C	381	55C	(352)**	(381)**
500	212.(1/6 NEUT)	364	42C	412	48C	(412)**	(412)**	335	47C	379	55C	(350)**	(379)**
500	106.(1/3 NEUT)	360	42C	408	49C	(408)**	(408)**	331	47C	375	55C	(345)**	(375)**
750	425.	466	43C	528	49C	(528)**	(528)**	426	48C	481	56C	(439)**	(481)**
750	283.	464	43C	526	49C	(526)**	(526)**	424	48C	480	56C	(437)**	(480)**
750	142.(1/6 NEUT)	458	43C	520	49C	(520)**	(520)**	419	48C	474	56C	(431)**	(474)**
750	71.(1/3 NEUT)	448	43C	510	49C	(510)**	(510)**	409	48C	465	56C	(421)**	(465)**
1000	637.	546	43C	619	50C	(614)**	(619)**	497	49C	562	57C	(504)**	(562)**
1000	425.	544	43C	617	50C	(612)**	(617)**	495	49C	560	57C	(502)**	(560)**
1000	212.	538	44C	611	50C	(605)**	(611)**	490	49C	555	57C	(496)**	(555)**
1000	106.(1/6 NEUT)	527	44C	600	50C	(592)**	(600)**	479	49C	544	57C	(484)**	(544)**
1250	509.	610	44C	693	51C	(677)**	(693)**	554	50C	627	58C	(554)	(627)**
1250	340.	607	44C	689	51C	(673)**	(689)**	550	50C	624	58C	(550)	(624)**
1250	170.	597	44C	679	51C	(662)**	(679)**	542	50C	614	58C	(540)	(614)**
1250	85.(1/6 NEUT)	580	44C	661	51C	(642)**	(661)**	525	50C	598	58C	(522)	(598)**
1500	425.	686	43C	781	50C	(778)**	(781)**	618	49C	701	58C	(621)**	(701)**
1500	283.	681	43C	776	50C	(772)**	(776)**	613	49C	696	58C	(616)**	(696)**
1500	142.	667	43C	761	50C	(755)**	(761)**	599	49C	682	58C	(601)**	(682)**
1500	71.(1/6 NEUT)	642	44C	734	50C	(724)**	(734)**	576	50C	657	58C	(574)	(657)**
2000	318.	775	44C	884	51C	(862)**	(884)**	693	50C	789	59C	(684)	(789)**
2000	212.	765	44C	874	51C	(850)**	(874)**	685	50C	780	59C	(675)	(780)**
2000	106.	740	45C	847	51C	(820)**	(847)**	662	51C	755	59C	(649)	(755)**
2000	53.(1/6 NEUT)	700	45C	804	52C	(772)**	(804)**	625	51C	715	60C	(609)	(714)**

(*) CORRESPONDING EARTH INTERFACE TEMPERATURE - DEGREES C

** CONDUCTOR TEMPERATURE EXCEEDS 75C

IHS-NEMA WC 50-76
6470247 0007216 2

Copyright National Electrical Manufacturers Association
Provided by IHS under license with NEMA
No reproduction or networking permitted without license from IHS
Not for Resale

AMPACITY OF SINGLE CONDUCTOR SOLID DIELECTRIC POWER CABLE INSTALLED IN UNDERGROUND DUCTS

SINGLE CIRCUIT
CONFIGURATION: TRIPLEXED (SEE FIGURE 6)

VOLTAGE: 35 KV
ALUMINUM CONDUCTORS

SOIL RESISTIVITY: 120 RHO

EARTH AMBIENT TEMPERATURE: 25C

COND SIZE	SHIELD RESISTANCE MICROHMS/FT. 25C	75% LOAD FACTOR						100% LOAD FACTOR					
		MAXIMUM CONDUCTOR TEMPERATURE				MAXIMUM EARTH INTERFACE TEMPERATURE		MAXIMUM CONDUCTOR TEMPERATURE				MAXIMUM EARTH INTERFACE TEMPERATURE	
		75C		90C		(50C)	(60C)	75C		90C		(50C)	(60C)
		AMPS	(*)	AMPS	(*)	AMPS	AMPS	AMPS	(*)	AMPS	(*)	AMPS	AMPS
4/0	1505.	215	43C	243	50C	(241)**	(243)**	197	48C	222	56C	(201)**	(222)**
4/0	1003.	215	43C	243	50C	(241)**	(243)**	197	48C	222	56C	(201)**	(222)**
4/0	502.(1/6 NEUT)	215	44C	243	50C	(241)**	(243)**	197	48C	222	56C	(201)**	(222)**
4/0	251.(1/3 NEUT)	214	44C	242	50C	(240)**	(242)**	196	48C	222	56C	(200)**	(222)**
350	910.	284	45C	322	52C	(311)**	(322)**	259	50C	293	58C	(258)	(293)**
350	607.	284	45C	321	52C	(311)**	(321)**	259	50C	292	58C	(258)	(292)**
350	303.(1/6 NEUT)	283	45C	321	52C	(310)**	(321)**	258	50C	292	58C	(257)	(292)**
350	152.(1/3 NEUT)	282	45C	319	52C	(308)**	(319)**	257	50C	290	58C	(256)	(290)**
500	637.	346	46C	392	53C	(372)**	(392)**	315	51C	355	59C	(308)	(355)**
500	425.	346	46C	391	53C	(371)**	(391)**	314	51C	354	59C	(308)	(354)**
500	212.(1/6 NEUT)	344	46C	389	53C	(369)**	(389)**	312	51C	352	59C	(306)	(352)**
500	106.(1/3 NEUT)	340	46C	385	53C	(365)**	(385)**	309	51C	349	60C	(302)	(348)**
750	425.	440	46C	498	53C	(470)**	(498)**	396	51C	447	60C	(384)	(443)**
750	283.	438	46C	496	53C	(468)**	(496)**	394	51C	445	60C	(382)	(441)**
750	142.(1/6 NEUT)	433	46C	491	53C	(462)**	(491)**	389	52C	440	60C	(376)	(435)**
750	71.(1/3 NEUT)	423	46C	481	54C	(450)**	(481)**	381	52C	431	61C	(367)	(425)**
1000	637.	514	47C	582	55C	(539)**	(582)**	461	52C	520	62C	(440)	(508)**
1000	425.	512	47C	580	55C	(537)**	(580)**	459	52C	519	62C	(438)	(506)**
1000	212.	507	47C	574	55C	(531)**	(574)**	454	52C	513	62C	(432)	(500)**
1000	106.(1/6 NEUT)	496	47C	564	55C	(519)**	(564)**	444	53C	503	62C	(422)	(489)**
1250	509.	573	48C	650	55C	(594)**	(650)**	512	53C	579	62C	(483)	(560)**
1250	340.	570	48C	647	56C	(590)**	(647)**	510	53C	576	63C	(480)	(556)**
1250	170.	561	48C	637	56C	(579)**	(637)**	501	53C	567	63C	(471)	(547)**
1250	85.(1/6 NEUT)	545	48C	620	56C	(561)**	(620)**	486	53C	552	63C	(455)	(529)**
1500	425.	647	47C	735	54C	(682)**	(735)**	572	53C	648	62C	(541)	(628)**
1500	283.	642	47C	730	54C	(676)**	(730)**	568	53C	643	62C	(537)	(623)**
1500	142.	628	47C	715	55C	(660)**	(715)**	555	53C	630	62C	(523)	(608)**
1500	71.(1/6 NEUT)	604	47C	690	55C	(632)**	(690)**	533	53C	607	63C	(500)	(583)**
2000	318.	728	48C	829	56C	(753)**	(829)**	641	54C	727	63C	(596)	(694)**
2000	212.	719	48C	820	56C	(743)**	(820)**	632	54C	719	64C	(587)	(685)**
2000	106.	695	48C	794	56C	(715)**	(794)**	611	54C	695	64C	(564)	(660)**
2000	53.(1/6 NEUT)	657	48C	753	56C	(672)**	(753)**	576	54C	658	64C	(529)	(621)**

(*) CORRESPONDING EARTH INTERFACE TEMPERATURE - DEGREES C

** CONDUCTOR TEMPERATURE EXCEEDS 75C

Copyright National Electrical Manufacturers Association
Provided by IHS under license with NEMA
No reproduction or networking permitted without license from IHS
Not for Resale

AMPACITY OF SINGLE CONDUCTOR SOLID DIELECTRIC POWER CABLE INSTALLED IN UNDERGROUND DUCTS

DOUBLE CIRCUIT
CONFIGURATION: TRIPLEXED (SEE FIGURE 7)

VOLTAGE: 15 KV
COPPER CONDUCTORS

SOIL RESISTIVITY: 90 RHO

EARTH AMBIENT TEMPERATURE: 25C

		75% LOAD FACTOR						100% LOAD FACTOR					
		MAXIMUM CONDUCTOR TEMPERATURE				MAXIMUM EARTH INTERFACE TEMPERATURE		MAXIMUM CONDUCTOR TEMPERATURE				MAXIMUM EARTH INTERFACE TEMPERATURE	
		75C		90C		(50C)	(60C)	75C		90C		(50C)	(60C)
COND SIZE	SHIELD RESISTANCE MICROHMS/FT. 25C	AMPS	(*)	AMPS	(*)	AMPS	AMPS	AMPS	(*)	AMPS	(*)	AMPS	AMPS
4/0	918.	266	43C	302	50C	(301)**	(302)**	243	48C	275	57C	(248)**	(275)**
4/0	612.	265	43C	301	50C	(300)**	(301)**	242	48C	274	57C	(247)**	(274)**
4/0	306.(1/6 NEUT)	265	43C	301	50C	(299)**	(301)**	242	48C	274	57C	(247)**	(274)**
4/0	153.(1/3 NEUT)	263	43C	299	50C	(298)**	(299)**	240	48C	272	57C	(245)**	(272)**
350	555.	352	45C	400	52C	(386)**	(400)**	319	50C	361	59C	(317)	(361)**
350	370.	351	45C	399	52C	(385)**	(399)**	318	50C	360	59C	(316)	(360)**
350	185.(1/6 NEUT)	348	45C	396	52C	(382)**	(396)**	316	50C	358	59C	(313)	(358)**
350	92.(1/3 NEUT)	343	45C	390	52C	(376)**	(390)**	311	50C	353	59C	(308)	(353)**
500	388.	425	46C	483	53C	(456)**	(483)**	384	51C	434	60C	(374)	(432)**
500	259.	423	46C	480	53C	(454)**	(480)**	381	51C	432	60C	(371)	(430)**
500	129.(1/6 NEUT)	416	46C	473	53C	(446)**	(473)**	375	51C	426	60C	(365)	(423)**
500	65.(1/3 NEUT)	404	46C	461	53C	(434)**	(461)**	365	51C	415	60C	(354)	(411)**
750	259.	517	47C	588	55C	(541)**	(588)**	464	52C	526	62C	(442)	(513)**
750	173.	511	47C	582	55C	(535)**	(582)**	459	52C	521	62C	(436)	(507)**
750	86.(1/6 NEUT)	495	47C	566	55C	(518)**	(566)**	444	53C	506	62C	(422)	(491)**
750	43.(1/3 NEUT)	472	47C	540	55C	(492)**	(540)**	423	53C	483	62C	(400)	(467)**
1000	388.	598	48C	681	56C	(612)**	(681)**	534	54C	606	63C	(499)	(580)**
1000	259.	592	48C	675	56C	(606)**	(675)**	529	54C	601	63C	(494)	(574)**
1000	129.	576	48C	658	57C	(589)**	(658)**	514	54C	585	63C	(479)	(558)**
1000	65.(1/6 NEUT)	549	49C	629	57C	(559)**	(629)**	490	54C	559	64C	(454)	(531)**
1250	311.	665	49C	759	57C	(678)**	(759)**	590	54C	671	64C	(546)	(637)**
1250	207.	656	49C	750	57C	(668)**	(750)**	582	54C	662	64C	(538)	(628)**
1250	104.	632	49C	724	57C	(642)**	(724)**	560	54C	639	64C	(516)	(603)**
1250	52.(1/6 NEUT)	594	49C	683	57C	(601)**	(683)**	526	55C	602	64C	(482)	(566)**
1500	259.	707	49C	809	58C	(712)**	(809)**	625	55C	713	65C	(573)	(669)**
1500	173.	695	49C	795	58C	(699)**	(795)**	614	55C	701	65C	(561)	(657)**
1500	86.	662	49C	760	58C	(664)**	(760)**	585	55C	669	65C	(532)	(625)**
1500	43.(1/6 NEUT)	615	50C	709	58C	(613)	(709)**	543	55C	623	65C	(491)	(578)**
2000	194.	768	50C	880	59C	(757)	(880)**	676	56C	772	66C	(608)	(713)**
2000	129.	748	50C	858	59C	(736)	(858)**	658	56C	753	66C	(591)	(693)**
2000	65.	699	51C	805	59C	(685)	(805)**	615	56C	705	66C	(548)	(646)**
2000	32.(1/6 NEUT)	640	51C	739	60C	(623)	(736)**	562	56C	646	67C	(499)	(589)**

(*) CORRESPONDING EARTH INTERFACE TEMPERATURE - DEGREES C

** CONDUCTOR TEMPERATURE EXCEEDS 75C

WC 50-74
6472047 0007218 6

Copyright National Electrical Manufacturers Association
Provided by IHS under license with NEMA
No reproduction or networking permitted without license from IHS
Not for Resale

AMPACITY OF SINGLE CONDUCTOR SOLID DIELECTRIC POWER CABLE INSTALLED IN UNDERGROUND DUCTS

DOUBLE CIRCUIT
CONFIGURATION: TRIPLEXED (SEE FIGURE 7)

VOLTAGE: 15 KV
COPPER CONDUCTORS

SOIL RESISTIVITY: 120 RHO

EARTH AMBIENT TEMPERATURE: 25C

COND SIZE	SHIELD RESISTANCE MICROHMS/FT. 25C	75% LOAD FACTOR						100% LOAD FACTOR					
		MAXIMUM CONDUCTOR TEMPERATURE 75C		90C		MAXIMUM EARTH INTERFACE TEMPERATURE (50C)	(60C)	MAXIMUM CONDUCTOR TEMPERATURE 75C		90C		MAXIMUM EARTH INTERFACE TEMPERATURE (50C)	(60C)
		AMPS	(*)	AMPS	(*)	AMPS	AMPS	AMPS	(*)	AMPS	(*)	AMPS	AMPS
4/0	918.	251	47C	284	54C	(264)**	(284)**	225	52C	255	61C	(216)	(250)**
4/0	612.	250	47C	284	54C	(264)**	(284)**	225	52C	254	61C	(216)	(249)**
4/0	306.(1/6 NEUT)	249	47C	283	54C	(263)**	(283)**	224	52C	254	61C	(215)	(249)**
4/0	153.(1/3 NEUT)	248	47C	281	54C	(261)**	(281)**	223	52C	252	61C	(214)	(247)**
350	555.	330	48C	374	56C	(338)**	(374)**	295	54C	333	63C	(277)	(320)**
350	370.	329	48C	373	56C	(337)**	(373)**	294	54C	332	63C	(276)	(319)**
350	185.(1/6 NEUT)	327	48C	371	56C	(334)**	(371)**	292	54C	330	63C	(273)	(316)**
350	92.(1/3 NEUT)	322	48C	365	56C	(329)**	(365)**	287	54C	325	63C	(268)	(311)**
500	388.	398	49C	451	58C	(399)**	(451)**	354	55C	400	65C	(326)	(377)**
500	259.	395	49C	448	58C	(397)**	(448)**	352	55C	397	65C	(324)	(375)**
500	129.(1/6 NEUT)	389	49C	442	58C	(390)**	(442)**	346	55C	392	65C	(318)	(369)**
500	65.(1/3 NEUT)	378	50C	430	58C	(378)	(430)**	336	55C	381	65C	(308)	(358)**
750	259.	482	51C	547	60C	(472)	(547)**	426	56C	482	66C	(385)	(447)**
750	173.	476	51C	542	60C	(466)	(541)**	421	56C	477	66C	(380)	(442)**
750	86.(1/6 NEUT)	462	51C	526	60C	(451)	(525)**	408	56C	463	66C	(367)	(428)**
750	43.(1/3 NEUT)	439	51C	502	60C	(428)	(499)**	388	56C	442	67C	(347)	(406)**
1000	388.	555	52C	631	61C	(533)	(620)**	489	57C	554	68C	(434)	(505)**
1000	259.	550	52C	625	61C	(528)	(614)**	484	57C	549	68C	(429)	(500)**
1000	129.	535	52C	609	61C	(512)	(597)**	470	57C	534	68C	(416)	(486)**
1000	65.(1/6 NEUT)	510	52C	583	61C	(486)	(568)**	448	57C	510	68C	(394)	(462)**
1250	311.	618	52C	703	61C	(590)	(687)**	539	57C	612	68C	(475)	(554)**
1250	207.	609	52C	694	61C	(581)	(678)**	532	57C	604	68C	(468)	(546)**
1250	104.	586	52C	670	62C	(558)	(652)**	511	58C	583	68C	(448)	(525)**
1250	52.(1/6 NEUT)	551	53C	632	62C	(521)	(612)**	480	58C	549	69C	(418)	(491)**
1500	259.	655	53C	748	62C	(619)	(723)**	571	58C	649	69C	(498)	(582)**
1500	173.	644	53C	735	62C	(607)	(710)**	560	58C	638	69C	(488)	(571)**
1500	86.	613	53C	702	63C	(576)	(675)**	533	58C	609	69C	(462)	(542)**
1500	43.(1/6 NEUT)	569	53C	654	63C	(532)	(626)**	494	58C	567	70C	(426)	(502)**
2000	194.	709	54C	811	64C	(658)	(770)**	615	59C	700	70C	(528)	(619)**
2000	129.	691	54C	791	64C	(639)	(750)**	598	59C	683	70C	(512)	(602)**
2000	65.	645	54C	742	64C	(594)	(700)**	559	59C	640	71C	(475)	(560)**
2000	32.(1/6 NEUT)	590	54C	680	64C	(540)	(638)**	510	59C	586	71C	(432)	(510)**

(*) CORRESPONDING EARTH INTERFACE TEMPERATURE – DEGREES C

** CONDUCTOR TEMPERATURE EXCEEDS 75C

IPC 50-76 6472047 0007234 8

Copyright National Electrical Manufacturers Association
Provided by IHS under license with NEMA
No reproduction or networking permitted without license from IHS
Not for Resale

AMPACITY OF SINGLE CONDUCTOR SOLID DIELECTRIC POWER CABLE INSTALLED IN UNDERGROUND DUCTS

DOUBLE CIRCUIT
CONFIGURATION: TRIPLEXED (SEE FIGURE 7)

VOLTAGE: 15 KV
ALUMINUM CONDUCTORS

SOIL RESISTIVITY: 90 RHO

EARTH AMBIENT TEMPERATURE: 25C

		75% LOAD FACTOR						100% LOAD FACTOR					
		MAXIMUM CONDUCTOR TEMPERATURE				MAXIMUM EARTH INTERFACE TEMPERATURE		MAXIMUM CONDUCTOR TEMPERATURE				MAXIMUM EARTH INTERFACE TEMPERATURE	
		75C		90C		(50C)	(60C)	75C		90C		(50C)	(60C)
COND SIZE	SHIELD RESISTANCE MICROHMS/FT. 25C	AMPS	(*)	AMPS	(*)	AMPS	AMPS	AMPS	(*)	AMPS	(*)	AMPS	AMPS
4/0	1505.	208	43C	236	50C	(235)**	(236)**	190	48C	215	57C	(194)**	(215)**
4/0	1003.	208	43C	236	50C	(235)**	(236)**	190	48C	215	57C	(194)**	(215)**
4/0	502.(1/6 NEUT)	208	43C	236	50C	(235)**	(236)**	190	48C	215	57C	(193)**	(215)**
4/0	251.(1/3 NEUT)	207	43C	235	50C	(234)**	(235)**	189	48C	214	57C	(193)**	(214)**
350	910.	277	45C	314	52C	(303)**	(314)**	251	50C	284	59C	(249)	(284)**
350	607.	277	45C	314	52C	(303)**	(314)**	251	50C	284	59C	(249)	(284)**
350	303.(1/6 NEUT)	276	45C	313	52C	(302)**	(313)**	250	50C	283	59C	(248)	(283)**
350	152.(1/3 NEUT)	274	45C	311	52C	(300)**	(311)**	249	50C	281	59C	(246)	(281)**
500	637.	338	46C	383	53C	(362)**	(383)**	305	51C	344	60C	(297)	(342)**
500	425.	337	46C	382	53C	(361)**	(382)**	304	51C	344	60C	(296)	(342)**
500	212.(1/6 NEUT)	335	46C	380	53C	(359)**	(380)**	302	51C	342	60C	(294)	(340)**
500	106.(1/3 NEUT)	331	46C	376	53C	(355)**	(376)**	299	51C	338	60C	(290)	(335)**
750	425.	420	47C	476	55C	(439)**	(476)**	377	52C	426	62C	(359)	(415)**
750	283.	418	47C	474	55C	(437)**	(474)**	375	52C	424	62C	(357)	(413)**
750	142.(1/6 NEUT)	412	47C	468	55C	(431)**	(468)**	370	52C	419	62C	(352)	(408)**
750	71.(1/3 NEUT)	403	47C	458	55C	(420)**	(458)**	361	53C	410	62C	(343)	(398)**
1000	637.	491	48C	557	56C	(503)**	(557)**	439	54C	496	63C	(411)	(476)**
1000	425.	489	48C	555	56C	(501)**	(555)**	437	54C	494	63C	(409)	(474)**
1000	212.	484	48C	549	56C	(495)**	(549)**	432	54C	489	63C	(404)	(468)**
1000	106.(1/6 NEUT)	473	48C	538	57C	(483)**	(538)**	422	54C	479	63C	(394)	(458)**
1250	509.	557	48C	633	57C	(568)**	(633)**	494	54C	559	64C	(459)	(532)**
1250	340.	554	48C	629	57C	(565)**	(629)**	491	54C	556	64C	(456)	(529)**
1250	170.	544	49C	619	57C	(554)**	(619)**	483	54C	547	64C	(447)	(520)**
1250	85.(1/6 NEUT)	528	49C	602	57C	(536)**	(602)**	467	54C	531	64C	(432)	(503)**
1500	425.	604	49C	687	57C	(609)**	(687)**	534	55C	605	65C	(491)	(571)**
1500	283.	599	49C	682	57C	(604)**	(682)**	530	55C	601	65C	(487)	(566)**
1500	142.	585	49C	667	58C	(589)**	(667)**	517	55C	588	65C	(474)	(553)**
1500	71.(1/6 NEUT)	562	49C	642	58C	(564)**	(642)**	496	55C	566	65C	(453)	(530)**
2000	318.	676	50C	770	59C	(668)	(770)**	595	56C	676	66C	(538)	(627)**
2000	212.	667	50C	761	59C	(659)	(761)**	587	56C	668	66C	(530)	(619)**
2000	106.	644	50C	736	59C	(634)	(736)**	566	56C	646	66C	(510)	(597)**
2000	53.(1/6 NEUT)	607	51C	697	59C	(595)	(697)**	534	56C	610	66C	(478)	(561)**

(*) CORRESPONDING EARTH INTERFACE TEMPERATURE - DEGREES C

** CONDUCTOR TEMPERATURE EXCEEDS 75C

IHS-NEMA WC 50-76
6470247 0007220 4

Copyright National Electrical Manufacturers Association
Provided by IHS under license with NEMA
No reproduction or networking permitted without license from IHS
Not for Resale

DOUBLE CIRCUIT
CONFIGURATION: TRIPLEXED (SEE FIGURE 7)

VOLTAGE: 15 KV
ALUMINUM CONDUCTORS

SOIL RESISTIVITY: 120 RHO

EARTH AMBIENT TEMPERATURE: 25C

		75% LOAD FACTOR						100% LOAD FACTOR					
		MAXIMUM CONDUCTOR TEMPERATURE				MAXIMUM EARTH INTERFACE TEMPERATURE		MAXIMUM CONDUCTOR TEMPERATURE				MAXIMUM EARTH INTERFACE TEMPERATURE	
	SHIELD RESISTANCE	75C		90C		(50C)	(60C)	75C		90C		(50C)	(60C)
COND SIZE	MICROHMS/FT. 25C	AMPS	(*)	AMPS	(*)	AMPS	AMPS	AMPS	(*)	AMPS	(*)	AMPS	AMPS
4/0	1505.	196	47C	222	54C	(206)**	(222)**	176	52C	199	61C	(169)	(195)**
4/0	1003.	196	47C	222	54C	(206)**	(222)**	176	52C	199	61C	(169)	(195)**
4/0	502.(1/6 NEUT)	196	47C	222	54C	(206)**	(222)**	176	52C	199	61C	(169)	(195)**
4/0	251.(1/3 NEUT)	195	47C	221	54C	(206)**	(221)**	176	52C	198	61C	(168)	(194)**
350	910.	260	48C	294	56C	(266)**	(294)**	232	54C	262	63C	(218)	(251)**
350	607.	260	48C	294	56C	(266)**	(294)**	232	54C	262	63C	(217)	(251)**
350	303.(1/6 NEUT)	259	48C	293	56C	(265)**	(293)**	231	54C	261	63C	(217)	(250)**
350	152.(1/3 NEUT)	257	48C	291	56C	(263)**	(291)**	230	54C	259	63C	(215)	(249)**
500	637.	316	49C	357	58C	(317)**	(357)**	281	55C	317	65C	(259)	(299)**
500	425.	315	49C	357	58C	(316)**	(357)**	280	55C	316	65C	(259)	(299)**
500	212.(1/6 NEUT)	313	49C	355	58C	(314)**	(355)**	279	55C	314	65C	(257)	(297)**
500	106.(1/3 NEUT)	310	49C	351	58C	(310)**	(351)**	275	55C	311	65C	(253)	(293)**
750	425.	391	51C	443	59C	(384)	(443)**	346	56C	390	66C	(313)	(363)**
750	283.	389	51C	441	60C	(382)	(441)**	344	56C	389	66C	(312)	(361)**
750	142.(1/6 NEUT)	384	51C	436	60C	(376)	(435)**	340	56C	384	66C	(307)	(356)**
750	71.(1/3 NEUT)	375	51C	426	60C	(366)	(425)**	331	56C	375	66C	(299)	(347)**
1000	637.	456	52C	517	61C	(439)	(508)**	402	57C	453	68C	(358)	(415)**
1000	425.	455	52C	515	61C	(437)	(506)**	400	57C	452	68C	(357)	(413)**
1000	212.	449	52C	509	61C	(432)	(500)**	395	57C	447	68C	(352)	(408)**
1000	106.(1/6 NEUT)	439	52C	499	61C	(421)	(489)**	386	57C	437	68C	(343)	(399)**
1250	509.	517	52C	586	61C	(496)	(574)**	452	57C	510	68C	(400)	(464)**
1250	340.	514	52C	583	61C	(492)	(571)**	449	57C	507	68C	(397)	(461)**
1250	170.	505	52C	574	61C	(483)	(561)**	441	57C	499	68C	(389)	(453)**
1250	85.(1/6 NEUT)	490	52C	557	62C	(467)	(543)**	427	58C	484	68C	(375)	(438)**
1500	425.	560	53C	635	62C	(531)	(616)**	487	58C	551	69C	(428)	(497)**
1500	283.	555	53C	630	62C	(526)	(611)**	483	58C	547	69C	(424)	(493)**
1500	142.	542	53C	617	62C	(512)	(597)**	472	58C	535	69C	(412)	(481)**
1500	71.(1/6 NEUT)	520	53C	594	62C	(490)	(572)**	453	58C	515	69C	(394)	(460)**
2000	318.	624	54C	710	63C	(582)	(678)**	541	59C	614	70C	(468)	(546)**
2000	212.	616	54C	702	63C	(573)	(669)**	534	59C	606	70C	(461)	(538)**
2000	106.	595	54C	679	64C	(551)	(645)**	515	59C	586	70C	(443)	(518)**
2000	53.(1/6 NEUT)	560	54C	642	64C	(517)	(607)**	485	59C	554	70C	(414)	(487)**

(*) CORRESPONDING EARTH INTERFACE TEMPERATURE – DEGREES C

** CONDUCTOR TEMPERATURE EXCEEDS 75C

WC 50-76
6470247 0007721 4

Copyright National Electrical Manufacturers Association
Provided by IHS under license with NEMA
No reproduction or networking permitted without license from IHS
Not for Resale

AMPACITY OF SINGLE CONDUCTOR SOLID DIELECTRIC POWER CABLE INSTALLED IN UNDERGROUND DUCTS

DOUBLE CIRCUIT
CONFIGURATION: TRIPLEXED (SEE FIGURE 7)

VOLTAGE: 35 KV
COPPER CONDUCTORS

SOIL RESISTIVITY: 90 RHO

EARTH AMBIENT TEMPERATURE: 25C

		75% LOAD FACTOR						100% LOAD FACTOR					
		MAXIMUM CONDUCTOR TEMPERATURE				MAXIMUM EARTH INTERFACE TEMPERATURE		MAXIMUM CONDUCTOR TEMPERATURE				MAXIMUM EARTH INTERFACE TEMPERATURE	
		75C		90C		(50C)	(60C)	75C		90C		(50C)	(60C)
COND SIZE	SHIELD RESISTANCE MICROHMS/FT. 25C	AMPS	(*)	AMPS	(*)	AMPS	AMPS	AMPS	(*)	AMPS	(*)	AMPS	AMPS
4/0	918.	272	44C	308	51C	(302)**	(308)**	248	49C	279	58C	(249)**	(279)**
4/0	612.	272	44C	308	51C	(302)**	(308)**	247	49C	279	58C	(248)**	(279)**
4/0	306.(1/6 NEUT)	271	44C	307	51C	(301)**	(307)**	247	49C	278	58C	(248)**	(278)**
4/0	153.(1/3 NEUT)	270	44C	305	51C	(299)**	(305)**	245	49C	277	58C	(246)**	(277)**
350	555.	358	45C	405	52C	(388)**	(405)**	324	51C	366	59C	(318)	(366)**
350	370.	357	45C	405	52C	(387)**	(405)**	323	51C	365	59C	(317)	(365)**
350	185.(1/6 NEUT)	355	45C	402	53C	(383)**	(402)**	321	51C	362	59C	(314)	(362)**
350	92.(1/3 NEUT)	350	46C	397	53C	(377)**	(397)**	316	51C	358	60C	(309)	(357)**
500	388.	433	46C	490	54C	(459)**	(490)**	390	52C	440	61C	(376)	(434)**
500	259.	430	46C	488	54C	(457)**	(488)**	388	52C	438	61C	(374)	(432)**
500	129.(1/6 NEUT)	424	46C	481	54C	(449)**	(481)**	382	52C	432	61C	(367)	(425)**
500	65.(1/3 NEUT)	413	47C	470	54C	(437)**	(470)**	372	52C	421	61C	(356)	(414)**
750	259.	536	47C	609	55C	(562)**	(609)**	479	53C	542	62C	(455)	(527)**
750	173.	530	47C	603	55C	(556)**	(603)**	473	53C	536	62C	(449)	(521)**
750	86.(1/6 NEUT)	515	47C	587	55C	(538)**	(587)**	460	53C	522	62C	(434)	(505)**
750	43.(1/3 NEUT)	492	48C	562	55C	(511)**	(562)**	438	53C	499	63C	(411)	(480)**
1000	388.	619	48C	703	56C	(637)**	(703)**	550	54C	623	63C	(514)	(597)**
1000	259.	613	48C	697	56C	(631)**	(697)**	545	54C	618	63C	(509)	(592)**
1000	129.	597	48C	681	56C	(613)**	(681)**	530	54C	603	63C	(494)	(575)**
1000	65.(1/6 NEUT)	571	49C	652	57C	(583)**	(652)**	506	54C	577	64C	(468)	(548)**
1250	311.	678	49C	771	57C	(688)**	(771)**	600	54C	681	64C	(554)	(645)**
1250	207.	669	49C	762	57C	(678)**	(762)**	592	54C	673	64C	(546)	(636)**
1250	104.	645	49C	736	57C	(651)**	(736)**	570	55C	650	64C	(523)	(612)**
1250	52.(1/6 NEUT)	607	49C	696	58C	(609)**	(696)**	536	55C	613	65C	(488)	(573)**
1500	259.	743	48C	848	56C	(759)**	(848)**	652	54C	742	64C	(600)	(701)**
1500	173.	730	49C	834	57C	(744)**	(834)**	641	55C	729	64C	(588)	(688)**
1500	86.	697	49C	798	57C	(707)**	(798)**	610	55C	697	65C	(557)	(654)**
1500	43.(1/6 NEUT)	649	49C	746	58C	(653)**	(746)**	567	55C	650	65C	(513)	(605)**
2000	194.	809	50C	926	58C	(809)	(926)**	707	55C	806	66C	(639)	(749)**
2000	129.	789	50C	904	58C	(786)	(904)**	688	56C	786	66C	(620)	(728)**
2000	65.	738	50C	849	59C	(731)	(849)**	643	56C	737	66C	(575)	(678)**
2000	32.(1/6 NEUT)	676	50C	780	59C	(664)	(780)**	588	56C	676	67C	(522)	(616)**

(*) CORRESPONDING EARTH INTERFACE TEMPERATURE - DEGREES C

** CONDUCTOR TEMPERATURE EXCEEDS 75C

WC 50-76 6470247 0007722 8

Copyright National Electrical Manufacturers Association
Provided by IHS under license with NEMA
No reproduction or networking permitted without license from IHS
Not for Resale

AMPACITY OF SINGLE CONDUCTOR SOLID DIELECTRIC POWER CABLE INSTALLED IN UNDERGROUND DUCTS

DOUBLE CIRCUIT
CONFIGURATION: TRIPLEXED (SEE FIGURE 7)

VOLTAGE: 35 KV
COPPER CONDUCTORS

SOIL RESISTIVITY: 120 RHO

EARTH AMBIENT TEMPERATURE: 25C

COND SIZE	SHIELD RESISTANCE MICROHMS/FT. 25C	75% LOAD FACTOR: MAXIMUM CONDUCTOR TEMPERATURE 75C AMPS	(*)	90C AMPS	(*)	MAXIMUM EARTH INTERFACE TEMPERATURE (50C) AMPS	(60C) AMPS	100% LOAD FACTOR: MAXIMUM CONDUCTOR TEMPERATURE 75C AMPS	(*)	90C AMPS	(*)	MAXIMUM EARTH INTERFACE TEMPERATURE (50C) AMPS	(60C) AMPS
4/0	918.	256	48C	289	55C	(265)**	(289)**	229	53C	258	62C	(217)	(250)**
4/0	612.	256	48C	289	55C	(265)**	(289)**	229	53C	258	62C	(217)	(250)**
4/0	306.(1/6 NEUT)	255	48C	288	55C	(264)**	(288)**	228	53C	257	62C	(216)	(249)**
4/0	153.(1/3 NEUT)	254	48C	287	55C	(262)**	(287)**	227	53C	256	62C	(215)	(248)**
350	555.	336	49C	379	57C	(340)**	(379)**	299	54C	337	64C	(278)	(321)**
350	370.	335	49C	378	57C	(339)**	(378)**	298	54C	336	64C	(277)	(320)**
350	185.(1/6 NEUT)	332	49C	376	57C	(336)**	(376)**	296	54C	334	64C	(274)	(317)**
350	92.(1/3 NEUT)	327	49C	371	57C	(330)**	(371)**	291	54C	329	64C	(270)	(312)**
500	388.	404	50C	457	58C	(401)	(457)**	358	55C	404	65C	(328)	(379)**
500	259.	402	50C	455	58C	(399)	(455)**	357	55C	402	65C	(326)	(377)**
500	129.(1/6 NEUT)	396	50C	449	59C	(392)	(449)**	351	55C	397	65C	(320)	(371)**
500	65.(1/3 NEUT)	386	50C	438	59C	(381)	(438)**	342	55C	387	66C	(310)	(361)**
750	259.	500	51C	566	59C	(490)	(566)**	439	56C	496	66C	(396)	(460)**
750	173.	494	51C	561	59C	(485)	(561)**	434	56C	491	66C	(391)	(454)**
750	86.(1/6 NEUT)	480	51C	546	60C	(469)	(545)**	421	56C	478	67C	(378)	(440)**
750	43.(1/3 NEUT)	458	51C	522	60C	(445)	(519)**	401	57C	456	67C	(357)	(418)**
1000	388.	575	52C	653	61C	(555)	(644)**	503	57C	569	67C	(448)	(521)**
1000	259.	570	52C	647	61C	(549)	(638)**	499	57C	564	68C	(443)	(515)**
1000	129.	555	52C	631	61C	(533)	(621)**	485	57C	550	68C	(429)	(501)**
1000	65.(1/6 NEUT)	530	52C	605	61C	(506)	(592)**	463	57C	526	68C	(407)	(476)**
1250	311.	629	52C	714	62C	(599)	(697)**	548	58C	621	68C	(482)	(562)**
1250	207.	620	52C	705	62C	(590)	(687)**	541	58C	613	68C	(474)	(554)**
1250	104.	597	53C	681	62C	(565)	(661)**	520	58C	592	69C	(454)	(532)**
1250	52.(1/6 NEUT)	562	53C	643	62C	(528)	(620)**	489	58C	558	69C	(423)	(498)**
1500	259.	690	52C	785	61C	(660)	(770)**	595	58C	676	68C	(522)	(610)**
1500	173.	678	52C	773	61C	(647)	(756)**	585	58C	665	69C	(511)	(598)**
1500	86.	646	52C	739	62C	(613)	(719)**	557	58C	635	69C	(483)	(568)**
1500	43.(1/6 NEUT)	601	53C	690	62C	(566)	(666)**	517	58C	591	69C	(445)	(524)**
2000	194.	749	53C	855	62C	(703)	(824)**	643	59C	733	70C	(555)	(651)**
2000	129.	730	53C	835	63C	(683)	(801)**	626	59C	714	70C	(538)	(632)**
2000	65.	682	54C	783	63C	(634)	(747)**	585	59C	669	70C	(498)	(588)**
2000	32.(1/6 NEUT)	624	54C	718	64C	(575)	(679)**	534	59C	613	71C	(452)	(534)**

(*) CORRESPONDING EARTH INTERFACE TEMPERATURE - DEGREES C

** CONDUCTOR TEMPERATURE EXCEEDS 75C

WC 50-76
6470247 0007223 T

Copyright National Electrical Manufacturers Association
Provided by IHS under license with NEMA
No reproduction or networking permitted without license from IHS
Not for Resale

AMPACITY OF SINGLE CONDUCTOR SOLID DIELECTRIC POWER CABLE INSTALLED IN UNDERGROUND DUCTS

DOUBLE CIRCUIT
CONFIGURATION: TRIPLEXED (SEE FIGURE 7)

VOLTAGE: 35 KV
ALUMINUM CONDUCTORS

SOIL RESISTIVITY: 90 RHO

EARTH AMBIENT TEMPERATURE: 25C

COND SIZE	SHIELD RESISTANCE MICROHMS/FT. 25C	75% LOAD FACTOR						100% LOAD FACTOR					
		MAXIMUM CONDUCTOR TEMPERATURE				MAXIMUM EARTH INTERFACE TEMPERATURE		MAXIMUM CONDUCTOR TEMPERATURE				MAXIMUM EARTH INTERFACE TEMPERATURE	
		75C		90C		(50C)	(60C)	75C		90C		(50C)	(60C)
		AMPS	(*)	AMPS	(*)	AMPS	AMPS	AMPS	(*)	AMPS	(*)	AMPS	AMPS
4/0	1505.	213	44C	241	51C	(236)**	(241)**	193	49C	218	58C	(194)**	(218)**
4/0	1003.	213	44C	241	51C	(236)**	(241)**	193	49C	218	58C	(194)**	(218)**
4/0	502.(1/6 NEUT)	212	44C	240	51C	(235)**	(240)**	193	49C	218	58C	(194)**	(218)**
4/0	251.(1/3 NEUT)	212	44C	240	51C	(235)**	(240)**	193	49C	217	58C	(193)**	(217)**
350	910.	281	45C	318	52C	(304)**	(318)**	255	51C	287	59C	(250)	(287)**
350	607.	281	45C	318	52C	(304)**	(318)**	254	51C	287	59C	(249)	(287)**
350	303.(1/6 NEUT)	280	45C	317	52C	(303)**	(317)**	254	51C	286	59C	(249)	(286)**
350	152.(1/3 NEUT)	279	45C	315	53C	(301)**	(315)**	252	51C	284	59C	(247)	(284)**
500	637.	342	46C	387	54C	(363)**	(387)**	308	52C	348	61C	(298)	(343)**
500	425.	342	46C	386	54C	(363)**	(386)**	308	52C	347	61C	(297)	(343)**
500	212.(1/6 NEUT)	340	46C	384	54C	(360)**	(384)**	306	52C	345	61C	(295)	(341)**
500	106.(1/3 NEUT)	336	46C	381	54C	(356)**	(381)**	303	52C	342	61C	(291)	(337)**
750	425.	432	47C	489	55C	(454)**	(489)**	386	53C	436	62C	(368)	(425)**
750	283.	431	47C	487	55C	(451)**	(487)**	384	53C	434	62C	(366)	(423)**
750	142.(1/6 NEUT)	425	47C	482	55C	(445)**	(482)**	380	53C	429	62C	(361)	(417)**
750	71.(1/3 NEUT)	416	47C	472	55C	(435)**	(472)**	371	53C	420	62C	(351)	(407)**
1000	637.	505	48C	572	56C	(520)**	(572)**	449	53C	507	63C	(421)	(487)**
1000	425.	503	48C	570	56C	(518)**	(570)**	447	53C	505	63C	(419)	(485)**
1000	212.	498	48C	564	56C	(512)**	(564)**	442	54C	500	63C	(414)	(479)**
1000	106.(1/6 NEUT)	487	48C	553	56C	(500)**	(553)**	433	54C	490	63C	(404)	(469)**
1250	509.	563	49C	638	57C	(573)**	(638)**	499	54C	564	64C	(463)	(536)**
1250	340.	560	49C	635	57C	(569)**	(635)**	496	54C	561	64C	(460)	(533)**
1250	170.	551	49C	625	57C	(559)**	(625)**	488	54C	552	64C	(451)	(524)**
1250	85.(1/6 NEUT)	535	49C	608	57C	(540)**	(608)**	473	55C	537	64C	(435)	(507)**
1500	425.	629	48C	714	56C	(644)**	(714)**	552	54C	625	64C	(511)	(593)**
1500	283.	624	48C	709	56C	(638)**	(709)**	548	54C	621	64C	(506)	(588)**
1500	142.	611	48C	695	57C	(623)**	(695)**	536	54C	608	64C	(493)	(574)**
1500	71.(1/6 NEUT)	587	49C	670	57C	(596)**	(670)**	515	55C	585	65C	(471)	(551)**
2000	318.	707	49C	804	58C	(710)**	(804)**	618	55C	701	65C	(562)	(655)**
2000	212.	698	49C	795	58C	(700)**	(795)**	610	55C	693	65C	(554)	(646)**
2000	106.	674	50C	770	58C	(673)	(770)**	589	56C	670	66C	(532)	(623)**
2000	53.(1/6 NEUT)	637	50C	730	58C	(632)	(730)**	555	56C	634	66C	(499)	(585)**

(*) CORRESPONDING EARTH INTERFACE TEMPERATURE - DEGREES C

** CONDUCTOR TEMPERATURE EXCEEDS 75C

IEC 50-76 6470247 0007274 1

Copyright National Electrical Manufacturers Association
Provided by IHS under license with NEMA
No reproduction or networking permitted without license from IHS
Not for Resale

AMPACITY OF SINGLE CONDUCTOR SOLID DIELECTRIC POWER CABLE INSTALLED IN UNDERGROUND DUCTS

DOUBLE CIRCUIT
CONFIGURATION: TRIPLEXED (SEE FIGURE 7)

VOLTAGE: 35 KV
ALUMINUM CONDUCTORS

SOIL RESISTIVITY: 120 RHO

EARTH AMBIENT TEMPERATURE: 25C

COND SIZE	SHIELD RESISTANCE MICROHMS/FT. 25C	75% LOAD FACTOR: MAXIMUM CONDUCTOR TEMPERATURE 75C AMPS	(*)	90C AMPS	(*)	MAXIMUM EARTH INTERFACE TEMPERATURE (50C) AMPS	(60C) AMPS	100% LOAD FACTOR: MAXIMUM CONDUCTOR TEMPERATURE 75C AMPS	(*)	90C AMPS	(*)	MAXIMUM EARTH INTERFACE TEMPERATURE (50C) AMPS	(60C) AMPS
4/0	1505.	200	48C	226	55C	(207)**	(226)**	179	53C	202	62C	(170)	(196)**
4/0	1003.	200	48C	226	55C	(207)**	(226)**	179	53C	202	62C	(170)	(195)**
4/0	502.(1/6 NEUT)	200	48C	226	55C	(207)**	(226)**	179	53C	201	62C	(169)	(195)**
4/0	251.(1/3 NEUT)	199	48C	225	55C	(206)**	(225)**	179	53C	201	62C	(169)	(195)**
350	910.	264	49C	297	57C	(267)**	(297)**	235	54C	264	64C	(218)	(252)**
350	607.	263	49C	297	57C	(266)**	(297)**	235	54C	264	64C	(218)	(251)**
350	303.(1/6 NEUT)	263	49C	296	57C	(266)**	(296)**	234	54C	263	64C	(217)	(251)**
350	152.(1/3 NEUT)	261	49C	295	57C	(264)**	(295)**	233	54C	262	64C	(216)	(249)**
500	637.	320	50C	361	58C	(318)	(361)**	284	55C	319	65C	(260)	(300)**
500	425.	319	50C	360	58C	(317)	(360)**	283	55C	319	65C	(259)	(300)**
500	212.(1/6 NEUT)	317	50C	358	58C	(315)	(358)**	282	55C	317	65C	(258)	(298)**
500	106.(1/3 NEUT)	314	50C	355	59C	(311)	(355)**	278	55C	314	65C	(254)	(294)**
750	425.	403	51C	455	59C	(396)	(455)**	354	56C	399	66C	(321)	(371)**
750	283.	401	51C	454	59C	(394)	(454)**	353	56C	398	66C	(319)	(369)**
750	142.(1/6 NEUT)	397	51C	449	59C	(389)	(449)**	348	56C	393	66C	(314)	(364)**
750	71.(1/3 NEUT)	388	51C	439	60C	(379)	(439)**	340	56C	385	67C	(306)	(355)**
1000	637.	470	52C	531	60C	(454)	(525)**	411	57C	463	67C	(367)	(425)**
1000	425.	468	52C	529	60C	(452)	(523)**	409	57C	461	67C	(365)	(423)**
1000	212.	463	52C	523	61C	(447)	(517)**	405	57C	457	67C	(360)	(418)**
1000	106.(1/6 NEUT)	453	52C	513	61C	(436)	(506)**	396	57C	448	68C	(351)	(409)**
1250	509.	523	52C	591	61C	(499)	(578)**	456	58C	514	68C	(403)	(468)**
1250	340.	520	52C	588	61C	(496)	(575)**	453	58C	511	68C	(400)	(465)**
1250	170.	511	52C	579	62C	(487)	(565)**	446	58C	503	68C	(392)	(456)**
1250	85.(1/6 NEUT)	496	53C	563	62C	(470)	(547)**	432	58C	489	69C	(378)	(441)**
1500	425.	584	52C	662	61C	(561)	(651)**	505	58C	570	68C	(445)	(517)**
1500	283.	580	52C	657	61C	(556)	(645)**	501	58C	566	68C	(441)	(513)**
1500	142.	567	52C	644	61C	(542)	(631)**	489	58C	554	69C	(429)	(500)**
1500	71.(1/6 NEUT)	545	52C	620	62C	(518)	(605)**	469	58C	533	69C	(409)	(479)**
2000	318.	655	53C	743	62C	(618)	(719)**	563	59C	637	69C	(489)	(570)**
2000	212.	646	53C	735	62C	(609)	(710)**	556	59C	630	70C	(482)	(562)**
2000	106.	624	53C	711	63C	(586)	(684)**	536	59C	609	70C	(462)	(541)**
2000	53.(1/6 NEUT)	589	53C	674	63C	(549)	(644)**	505	59C	576	70C	(432)	(508)**

(*) CORRESPONDING EARTH INTERFACE TEMPERATURE – DEGREES C

** CONDUCTOR TEMPERATURE EXCEEDS 75C

WC 50-76
6470247 0007725 3

Copyright National Electrical Manufacturers Association
Provided by IHS under license with NEMA
No reproduction or networking permitted without license from IHS
Not for Resale

AMPACITY OF SINGLE CONDUCTOR SOLID DIELECTRIC POWER CABLE INSTALLED IN UNDERGROUND DUCTS

SINGLE CIRCUIT
CONFIGURATION: SPACED (SEE FIGURE 8)

VOLTAGE: 15 KV
COPPER CONDUCTORS

SOIL RESISTIVITY: 90 RHO

EARTH AMBIENT TEMPERATURE: 25C

COND SIZE	SHIELD RESISTANCE MICROHMS/FT. 25C	75% LOAD FACTOR — MAXIMUM CONDUCTOR TEMPERATURE 75C AMPS	(*)	90C AMPS	(*)	MAXIMUM EARTH INTERFACE TEMPERATURE (50C) AMPS	(60C) AMPS	100% LOAD FACTOR — MAXIMUM CONDUCTOR TEMPERATURE 75C AMPS	(*)	90C AMPS	(*)	MAXIMUM EARTH INTERFACE TEMPERATURE (50C) AMPS	(60C) AMPS
4/0	OPEN	337	41C	382	46C	(382)**	(382)**	310	46C	350	53C	(331)**	(350)**
4/0	918.	330	41C	375	47C	(375)**	(375)**	303	46C	343	54C	(321)**	(343)**
4/0	612.	326	41C	371	47C	(371)**	(371)**	299	47C	339	54C	(317)**	(339)**
4/0	306.(1/6 NEUT)	314	40C	358	45C	(358)**	(358)**	289	45C	329	54C	(307)**	(329)**
4/0	153.(1/3 NEUT)	295	40C	338	46C	(338)**	(338)**	272	45C	311	52C	(297)**	(311)**
350	OPEN	451	42C	511	48C	(511)**	(511)**	411	47C	465	55C	(427)**	(465)**
350	555.	425	41C	485	47C	(485)**	(485)**	389	48C	441	56C	(398)**	(441)**
350	370.	412	41C	471	47C	(471)**	(471)**	378	47C	431	54C	(399)**	(431)**
350	185.(1/6 NEUT)	381	42C	438	48C	(438)**	(438)**	349	47C	400	54C	(369)**	(400)**
350	92.(1/3 NEUT)	349	42C	403	48C	(403)**	(403)**	320	47C	368	55C	(338)**	(368)**
500	OPEN	552	43C	626	50C	(625)**	(626)**	502	49C	567	57C	(510)**	(567)**
500	388.	492	42C	564	49C	(564)**	(564)**	449	48C	514	56C	(465)**	(514)**
500	259.	467	43C	538	49C	(538)**	(538)**	426	48C	489	56C	(441)**	(489)**
500	129.(1/6 NEUT)	419	43C	484	49C	(484)**	(484)**	382	48C	441	56C	(395)**	(441)**
500	65.(1/3 NEUT)	388	43C	447	49C	(447)**	(447)**	353	48C	406	56C	(364)**	(406)**
750	OPEN	692	44C	785	51C	(762)**	(785)**	625	50C	707	59C	(620)	(707)**
750	259.	556	44C	643	51C	(631)**	(643)**	505	49C	581	58C	(508)**	(581)**
750	173.	515	44C	597	51C	(585)**	(597)**	468	49C	540	58C	(470)**	(540)**
750	86.(1/6 NEUT)	454	44C	527	51C	(515)**	(527)**	412	49C	477	58C	(415)**	(477)**
750	43.(1/3 NEUT)	441	44C	508	51C	(494)**	(508)**	400	50C	459	58C	(400)	(459)**
1000	OPEN	810	46C	919	53C	(872)**	(919)**	728	51C	823	60C	(708)	(818)**
1000	388.	679	45C	782	52C	(749)**	(782)**	613	50C	704	59C	(603)	(704)**
1000	259.	631	45C	731	52C	(697)**	(731)**	570	50C	657	59C	(560)	(657)**
1000	129.	544	45C	633	52C	(602)**	(633)**	491	50C	570	59C	(482)	(570)**
1000	65.(1/6 NEUT)	486	45C	563	52C	(535)**	(563)**	439	51C	507	59C	(430)	(507)**
1250	OPEN	905	46C	1028	54C	(962)**	(1028)**	811	52C	918	61C	(779)	(902)**
1250	311.	717	46C	829	53C	(777)**	(829)**	645	51C	743	60C	(624)	(736)**
1250	207.	658	46C	764	53C	(714)**	(764)**	592	51C	685	60C	(572)	(677)**
1250	104.	561	46C	654	53C	(609)**	(654)**	505	51C	586	60C	(487)	(578)**
1250	52.(1/6 NEUT)	513	46C	594	54C	(553)**	(594)**	461	51C	532	61C	(445)	(524)**
1500	OPEN	987	47C	1122	55C	(1036)**	(1122)**	882	53C	999	62C	(838)	(972)**
1500	259.	737	46C	855	54C	(789)**	(855)**	661	52C	765	61C	(631)	(748)**
1500	173.	669	46C	780	54C	(717)**	(780)**	601	52C	697	61C	(573)	(681)**
1500	86.	570	46C	664	54C	(610)**	(664)**	511	52C	594	61C	(488)	(580)**
1500	43.(1/6 NEUT)	536	47C	619	54C	(569)**	(619)**	481	52C	553	61C	(458)	(539)**
2000	OPEN	1121	48C	1276	56C	(1153)**	(1276)**	996	54C	1131	63C	(930)	(1082)**
2000	194.	755	47C	880	55C	(791)**	(880)**	674	53C	784	62C	(632)	(752)**
2000	129.	678	47C	793	55C	(711)**	(793)**	606	53C	706	62C	(568)	(676)**
2000	65.	585	47C	682	55C	(613)**	(682)**	523	53C	607	62C	(491)	(582)**
2000	32.(1/6 NEUT)	583	48C	670	56C	(603)**	(670)**	520	53C	596	63C	(487)	(571)**

(*) CORRESPONDING EARTH INTERFACE TEMPERATURE - DEGREES C

** CONDUCTOR TEMPERATURE EXCEEDS 75C

WC 50-74
4420247 0007226 5

Copyright National Electrical Manufacturers Association
Provided by IHS under license with NEMA
No reproduction or networking permitted without license from IHS
Not for Resale

AMPACITY OF SINGLE CONDUCTOR SOLID DIELECTRIC POWER CABLE INSTALLED IN UNDERGROUND DUCTS

SINGLE CIRCUIT
CONFIGURATION: SPACED (SEE FIGURE 8)

VOLTAGE: 15 KV
COPPER CONDUCTORS

SOIL RESISTIVITY: 120 RHO

EARTH AMBIENT TEMPERATURE: 25C

COND SIZE	SHIELD RESISTANCE MICROHMS/FT. 25C	75% LOAD FACTOR: MAXIMUM CONDUCTOR TEMPERATURE 75C AMPS	(*)	75% LOAD FACTOR: MAXIMUM CONDUCTOR TEMPERATURE 90C AMPS	(*)	75% LOAD FACTOR: MAXIMUM EARTH INTERFACE TEMPERATURE (50C) AMPS	75% LOAD FACTOR: MAXIMUM EARTH INTERFACE TEMPERATURE (60C) AMPS	100% LOAD FACTOR: MAXIMUM CONDUCTOR TEMPERATURE 75C AMPS	(*)	100% LOAD FACTOR: MAXIMUM CONDUCTOR TEMPERATURE 90C AMPS	(*)	100% LOAD FACTOR: MAXIMUM EARTH INTERFACE TEMPERATURE (50C) AMPS	100% LOAD FACTOR: MAXIMUM EARTH INTERFACE TEMPERATURE (60C) AMPS
4/0	OPEN	320	44C	362	51C	(356)**	(362)**	290	50C	327	58C	(290)	(327)**
4/0	918.	313	44C	355	51C	(345)**	(355)**	283	50C	320	58C	(281)	(320)**
4/0	612.	309	45C	351	51C	(341)**	(351)**	279	50C	316	59C	(276)	(316)**
4/0	306.(1/6 NEUT)	298	43C	341	50C	(339)**	(341)**	270	51C	307	59C	(265)	(307)**
4/0	153.(1/3 NEUT)	281	43C	321	50C	(319)**	(321)**	255	49C	291	57C	(259)**	(291)**
350	OPEN	426	46C	482	53C	(459)**	(482)**	383	51C	432	60C	(373)	(430)**
350	555.	403	45C	458	54C	(429)**	(458)**	361	52C	409	61C	(346)	(402)**
350	370.	390	45C	446	52C	(430)**	(446)**	352	52C	399	61C	(335)	(390)**
350	185.(1/6 NEUT)	361	45C	414	52C	(397)**	(414)**	326	50C	373	59C	(320)	(373)**
350	92.(1/3 NEUT)	331	45C	381	52C	(364)**	(381)**	299	51C	342	59C	(293)	(342)**
500	OPEN	520	47C	589	54C	(549)**	(589)**	466	52C	525	61C	(446)	(514)**
500	388.	465	46C	532	53C	(500)**	(532)**	418	51C	476	63C	(404)	(455)**
500	259.	441	46C	507	53C	(475)**	(507)**	397	51C	454	60C	(383)	(448)**
500	129.(1/6 NEUT)	396	46C	457	54C	(425)**	(457)**	355	52C	409	61C	(342)	(402)**
500	65.(1/3 NEUT)	366	46C	421	54C	(392)**	(421)**	328	52C	377	61C	(316)	(370)**
750	OPEN	650	48C	736	56C	(668)**	(736)**	578	54C	652	63C	(542)	(626)**
750	259.	524	47C	604	55C	(548)**	(604)**	468	53C	537	62C	(441)	(518)**
750	173.	485	47C	561	55C	(508)**	(561)**	433	53C	499	62C	(407)	(481)**
750	86.(1/6 NEUT)	428	47C	495	55C	(447)**	(495)**	382	53C	441	62C	(359)	(424)**
750	43.(1/3 NEUT)	415	48C	476	56C	(431)**	(476)**	370	53C	424	63C	(348)	(407)**
1000	OPEN	758	49C	858	57C	(764)**	(858)**	670	55C	757	65C	(618)	(715)**
1000	388.	637	48C	732	57C	(651)**	(732)**	566	54C	649	64C	(523)	(615)**
1000	259.	592	49C	684	57C	(605)**	(684)**	526	54C	606	64C	(485)	(572)**
1000	129.	511	49C	593	57C	(521)**	(593)**	454	54C	525	64C	(417)	(494)**
1000	65.(1/6 NEUT)	456	49C	527	57C	(464)**	(527)**	405	54C	467	64C	(373)	(440)**
1250	OPEN	846	50C	958	58C	(840)	(958)**	746	55C	842	65C	(679)	(788)**
1250	311.	671	49C	774	58C	(674)**	(774)**	594	55C	683	65C	(540)	(638)**
1250	207.	616	49C	713	58C	(618)**	(713)**	545	55C	630	65C	(495)	(586)**
1250	104.	525	49C	610	58C	(527)**	(610)**	465	55C	539	65C	(422)	(500)**
1250	52.(1/6 NEUT)	480	50C	554	58C	(479)	(554)**	425	55C	489	65C	(386)	(454)**
1500	OPEN	921	51C	1044	59C	(904)	(1044)**	809	56C	915	66C	(730)	(848)**
1500	259.	688	50C	797	59C	(682)	(797)**	608	55C	702	66C	(546)	(647)**
1500	173.	625	50C	727	59C	(619)	(727)**	552	55C	640	66C	(495)	(589)**
1500	86.	532	50C	619	59C	(527)	(619)**	470	55C	545	66C	(422)	(501)**
1500	43.(1/6 NEUT)	500	50C	577	59C	(493)	(577)**	442	56C	507	66C	(397)	(467)**
2000	OPEN	1042	52C	1184	61C	(1004)	(1167)**	912	57C	1033	68C	(809)	(943)**
2000	194.	703	51C	818	60C	(682)	(812)**	618	56C	717	67C	(546)	(649)**
2000	129.	632	51C	736	60C	(613)	(731)**	556	56C	645	67C	(490)	(584)**
2000	65.	545	51C	633	60C	(529)	(628)**	480	56C	555	67C	(425)	(504)**
2000	32.(1/6 NEUT)	542	51C	622	60C	(524)	(614)**	476	57C	545	67C	(423)	(496)**

(*) CORRESPONDING EARTH INTERFACE TEMPERATURE – DEGREES C

** CONDUCTOR TEMPERATURE EXCEEDS 75C

WC 50-76
6470247 0007227 7

Copyright National Electrical Manufacturers Association
Provided by IHS under license with NEMA
No reproduction or networking permitted without license from IHS
Not for Resale

AMPACITY OF SINGLE CONDUCTOR SOLID DIELECTRIC POWER CABLE INSTALLED IN UNDERGROUND DUCTS

SINGLE CIRCUIT
CONFIGURATION: SPACED (SEE FIGURE 8)

VOLTAGE: 15 KV
ALUMINUM CONDUCTORS

SOIL RESISTIVITY: 90 RHO

EARTH AMBIENT TEMPERATURE: 25C

		75% LOAD FACTOR						100% LOAD FACTOR					
		MAXIMUM CONDUCTOR TEMPERATURE				MAXIMUM EARTH INTERFACE TEMPERATURE		MAXIMUM CONDUCTOR TEMPERATURE				MAXIMUM EARTH INTERFACE TEMPERATURE	
		75C		90C		(50C)	(60C)	75C		90C		(50C)	(60C)
COND SIZE	SHIELD RESISTANCE MICROHMS/FT. 25C	AMPS	(*)	AMPS	(*)	AMPS	AMPS	AMPS	(*)	AMPS	(*)	AMPS	AMPS
4/0	OPEN	263	41C	298	46C	(298)**	(298)**	242	46C	273	53C	(258)**	(273)**
4/0	1505.	261	41C	296	47C	(296)**	(296)**	240	46C	271	53C	(255)**	(271)**
4/0	1003.	260	41C	295	47C	(295)**	(295)**	239	46C	270	54C	(254)**	(270)**
4/0	502.(1/6 NEUT)	257	41C	292	47C	(292)**	(292)**	236	46C	267	54C	(250)**	(267)**
4/0	251.(1/3 NEUT)	250	40C	285	45C	(285)**	(285)**	230	47C	261	54C	(243)**	(261)**
350	OPEN	352	42C	398	48C	(398)**	(398)**	321	47C	363	55C	(333)**	(363)**
350	910.	345	42C	391	49C	(391)**	(391)**	315	48C	356	56C	(325)**	(356)**
350	607.	342	43C	388	49C	(388)**	(388)**	311	48C	353	56C	(320)**	(353)**
350	303.(1/6 NEUT)	331	41C	377	47C	(377)**	(377)**	303	48C	343	56C	(309)**	(343)**
350	152.(1/3 NEUT)	312	41C	357	47C	(357)**	(357)**	286	47C	327	54C	(302)**	(327)**
500	OPEN	432	43C	489	50C	(489)**	(489)**	393	49C	443	57C	(399)**	(443)**
500	637.	416	44C	473	50C	(467)**	(473)**	377	49C	427	57C	(380)**	(427)**
500	425.	407	42C	464	49C	(464)**	(464)**	370	49C	420	58C	(371)**	(420)**
500	212.(1/6 NEUT)	383	42C	439	49C	(439)**	(439)**	349	48C	399	56C	(361)**	(399)**
500	106.(1/3 NEUT)	354	43C	407	49C	(407)**	(407)**	323	48C	370	56C	(333)**	(370)**
750	OPEN	545	44C	618	51C	(600)**	(618)**	493	50C	556	59C	(489)	(556)**
750	425.	501	44C	573	50C	(565)**	(573)**	455	49C	517	60C	(458)**	(514)**
750	283.	480	44C	551	50C	(542)**	(551)**	436	49C	498	57C	(439)**	(498)**
750	142.(1/6 NEUT)	436	44C	503	51C	(493)**	(503)**	395	49C	454	58C	(398)**	(454)**
750	71.(1/3 NEUT)	400	44C	461	51C	(451)**	(461)**	363	49C	417	58C	(365)**	(417)**
1000	OPEN	643	46C	728	53C	(693)**	(728)**	578	51C	653	60C	(563)	(649)**
1000	637.	603	45C	688	52C	(664)**	(688)**	542	52C	615	61C	(518)	(603)**
1000	425.	581	45C	665	52C	(640)**	(665)**	525	50C	599	62C	(518)	(601)**
1000	212.	530	45C	611	52C	(585)**	(611)**	479	50C	550	59C	(471)	(550)**
1000	106.(1/6 NEUT)	472	45C	546	52C	(521)**	(546)**	426	50C	491	59C	(419)	(491)**
1250	OPEN	727	46C	823	54C	(771)**	(823)**	651	52C	735	61C	(626)	(723)**
1250	509.	660	46C	755	53C	(715)**	(755)**	594	51C	676	63C	(578)	(651)**
1250	340.	629	46C	722	53C	(681)**	(722)**	566	51C	647	60C	(549)	(643)**
1250	170.	561	46C	648	53C	(608)**	(648)**	505	51C	581	60C	(489)	(576)**
1250	85.(1/6 NEUT)	496	46C	574	53C	(537)**	(574)**	446	51C	514	60C	(431)	(509)**
1500	OPEN	801	47C	908	55C	(840)**	(908)**	716	53C	808	62C	(681)	(787)**
1500	425.	703	46C	806	54C	(752)**	(806)**	630	52C	721	61C	(606)	(709)**
1500	283.	662	46C	762	54C	(708)**	(762)**	594	52C	682	61C	(569)	(669)**
1500	142.	580	46C	672	54C	(621)**	(672)**	520	52C	601	61C	(498)	(588)**
1500	71.(1/6 NEUT)	513	46C	594	54C	(548)**	(594)**	460	52C	531	61C	(440)	(520)**
2000	OPEN	927	48C	1052	56C	(953)**	(1052)**	824	54C	932	63C	(771)	(893)**
2000	318.	759	47C	876	55C	(795)**	(876)**	678	53C	780	62C	(639)	(752)**
2000	212.	702	47C	813	55C	(735)**	(813)**	627	53C	724	62C	(589)	(697)**
2000	106.	602	47C	700	55C	(631)**	(700)**	538	53C	624	62C	(506)	(599)**
2000	53.(1/6 NEUT)	543	47C	629	55C	(568)**	(629)**	486	53C	560	62C	(456)	(538)**

(*) CORRESPONDING EARTH INTERFACE TEMPERATURE – DEGREES C

** CONDUCTOR TEMPERATURE EXCEEDS 75C

WC 50-76
6470247 0007728 9

Copyright National Electrical Manufacturers Association
Provided by IHS under license with NEMA
No reproduction or networking permitted without license from IHS
Not for Resale

SINGLE CIRCUIT
CONFIGURATION: SPACED (SEE FIGURE 8)

VOLTAGE: 15 KV
ALUMINUM CONDUCTORS

SOIL RESISTIVITY: 120 RHO

EARTH AMBIENT TEMPERATURE: 25C

COND SIZE	SHIELD RESISTANCE MICROHMS/FT. 25C	75% LOAD FACTOR: MAXIMUM CONDUCTOR TEMPERATURE 75C AMPS	(*)	90C AMPS	(*)	MAXIMUM EARTH INTERFACE TEMPERATURE (50C) AMPS	(60C) AMPS	100% LOAD FACTOR: MAXIMUM CONDUCTOR TEMPERATURE 75C AMPS	(*)	90C AMPS	(*)	MAXIMUM EARTH INTERFACE TEMPERATURE (50C) AMPS	(60C) AMPS
4/0	OPEN	250	44C	283	51C	(277)**	(283)**	226	50C	255	58C	(226)	(255)**
4/0	1505.	248	44C	280	51C	(274)**	(280)**	224	50C	253	58C	(223)	(253)**
4/0	1003.	247	44C	279	51C	(273)**	(279)**	223	50C	252	58C	(222)	(252)**
4/0	502.(1/6 NEUT)	244	44C	276	51C	(269)**	(276)**	220	50C	249	58C	(218)	(249)**
4/0	251.(1/3 NEUT)	238	45C	270	52C	(261)**	(270)**	215	50C	243	59C	(212)	(243)**
350	OPEN	333	46C	376	53C	(359)**	(376)**	299	51C	337	60C	(292)	(336)**
350	910.	326	46C	369	53C	(349)**	(369)**	293	51C	330	60C	(283)	(327)**
350	607.	323	46C	366	53C	(345)**	(366)**	289	52C	327	61C	(280)	(323)**
350	303.(1/6 NEUT)	313	45C	357	54C	(338)**	(357)**	281	52C	318	61C	(269)	(313)**
350	152.(1/3 NEUT)	296	45C	338	52C	(325)**	(338)**	267	50C	304	59C	(263)	(304)**
500	OPEN	408	47C	461	54C	(430)**	(461)**	365	52C	411	61C	(349)	(402)**
500	637.	392	47C	444	55C	(409)**	(444)**	350	53C	395	62C	(331)	(383)**
500	425.	385	46C	437	55C	(400)**	(437)**	343	53C	388	62C	(323)	(375)**
500	212.(1/6 NEUT)	362	46C	414	53C	(389)**	(414)**	325	51C	370	63C	(314)	(366)**
500	106.(1/3 NEUT)	334	46C	383	53C	(359)**	(383)**	300	52C	343	61C	(289)	(339)**
750	OPEN	512	48C	579	56C	(527)**	(579)**	455	54C	513	63C	(427)	(493)**
750	425.	472	47C	538	55C	(494)**	(538)**	419	55C	476	64C	(385)	(448)**
750	283.	452	47C	517	55C	(473)**	(517)**	404	53C	460	65C	(382)	(446)**
750	142.(1/6 NEUT)	410	47C	472	55C	(429)**	(472)**	366	53C	420	62C	(345)	(405)**
750	71.(1/3 NEUT)	377	47C	433	55C	(393)**	(433)**	336	53C	385	62C	(317)	(371)**
1000	OPEN	602	49C	681	57C	(607)**	(681)**	533	55C	600	65C	(492)	(568)**
1000	637.	566	50C	643	59C	(573)	(643)**	498	56C	564	66C	(451)	(525)**
1000	425.	546	48C	623	56C	(558)**	(623)**	484	56C	549	66C	(435)	(508)**
1000	212.	497	48C	572	57C	(508)**	(572)**	442	54C	506	64C	(409)	(480)**
1000	106.(1/6 NEUT)	443	49C	511	57C	(452)**	(511)**	394	54C	453	64C	(363)	(428)**
1250	OPEN	679	50C	767	58C	(675)	(767)**	599	55C	675	65C	(546)	(632)**
1250	509.	618	49C	706	57C	(623)**	(706)**	545	57C	619	67C	(485)	(566)**
1250	340.	588	49C	674	58C	(593)**	(674)**	521	55C	595	65C	(477)	(559)**
1250	170.	525	49C	605	58C	(528)**	(605)**	465	55C	534	65C	(424)	(499)**
1250	85.(1/6 NEUT)	464	49C	536	58C	(466)**	(536)**	411	55C	473	65C	(374)	(441)**
1500	OPEN	747	51C	845	59C	(734)	(845)**	657	56C	740	66C	(594)	(687)**
1500	425.	657	50C	752	58C	(653)	(752)**	580	55C	661	68C	(526)	(612)**
1500	283.	618	50C	711	58C	(614)	(711)**	546	55C	626	65C	(494)	(581)**
1500	142.	542	50C	626	59C	(537)	(626)**	479	55C	551	66C	(431)	(510)**
1500	71.(1/6 NEUT)	479	50C	554	59C	(475)	(554)**	423	55C	488	66C	(382)	(450)**
2000	OPEN	862	52C	976	61C	(831)	(962)**	754	57C	851	68C	(671)	(779)**
2000	318.	707	51C	814	60C	(689)	(811)**	622	56C	714	67C	(554)	(652)**
2000	212.	654	51C	756	60C	(636)	(752)**	575	56C	662	67C	(510)	(604)**
2000	106.	561	51C	651	60C	(545)	(647)**	494	56C	571	67C	(437)	(519)**
2000	53.(1/6 NEUT)	506	51C	584	60C	(492)	(580)**	445	56C	512	67C	(396)	(466)**

(*) CORRESPONDING EARTH INTERFACE TEMPERATURE - DEGREES C

** CONDUCTOR TEMPERATURE EXCEEDS 75C

WC 50-76
6470247 0007729 0

Copyright National Electrical Manufacturers Association
Provided by IHS under license with NEMA
No reproduction or networking permitted without license from IHS
Not for Resale

AMPACITY OF SINGLE CONDUCTOR SOLID DIELECTRIC POWER CABLE INSTALLED IN UNDERGROUND DUCTS

SINGLE CIRCUIT
CONFIGURATION: SPACED (SEE FIGURE 8)

VOLTAGE: 35 KV
COPPER CONDUCTORS

SOIL RESISTIVITY: 90 RHO

EARTH AMBIENT TEMPERATURE: 25C

		75% LOAD FACTOR						100% LOAD FACTOR					
		MAXIMUM CONDUCTOR TEMPERATURE				MAXIMUM EARTH INTERFACE TEMPERATURE		MAXIMUM CONDUCTOR TEMPERATURE				MAXIMUM EARTH INTERFACE TEMPERATURE	
		75C		90C		(50C)	(60C)	75C		90C		(50C)	(60C)
COND SIZE	SHIELD RESISTANCE MICROHMS/FT. 25C	AMPS	(*)	AMPS	(*)	AMPS	AMPS	AMPS	(*)	AMPS	(*)	AMPS	AMPS
4/0	OPEN	338	41C	382	46C	(382)**	(382)**	310	46C	350	53C	(331)**	(350)**
4/0	918.	332	41C	376	47C	(376)**	(376)**	305	46C	344	54C	(323)**	(344)**
4/0	612.	330	41C	374	47C	(374)**	(374)**	302	47C	342	54C	(320)**	(342)**
4/0	306.(1/6 NEUT)	322	40C	366	46C	(366)**	(366)**	295	47C	334	54C	(310)**	(334)**
4/0	153.(1/3 NEUT)	306	41C	350	46C	(350)**	(350)**	282	46C	321	53C	(304)**	(321)**
350	OPEN	450	42C	508	48C	(508)**	(508)**	411	47C	463	55C	(427)**	(463)**
350	555.	432	41C	490	49C	(490)**	(490)**	393	48C	445	56C	(402)**	(445)**
350	370.	421	42C	480	47C	(480)**	(480)**	385	49C	437	57C	(392)**	(437)**
350	185.(1/6 NEUT)	395	42C	452	48C	(452)**	(452)**	361	47C	413	55C	(378)**	(413)**
350	92.(1/3 NEUT)	365	42C	420	48C	(420)**	(420)**	334	48C	382	55C	(348)**	(382)**
500	OPEN	550	43C	621	49C	(621)**	(621)**	500	48C	564	56C	(510)**	(564)**
500	388.	505	43C	577	49C	(577)**	(577)**	461	48C	524	58C	(474)**	(524)**
500	259.	484	43C	555	49C	(555)**	(555)**	441	48C	504	56C	(453)**	(504)**
500	129.(1/6 NEUT)	441	43C	508	50C	(507)**	(508)**	401	49C	461	57C	(409)**	(461)**
500	65.(1/3 NEUT)	408	44C	469	50C	(464)**	(469)**	371	49C	425	57C	(375)**	(425)**
750	OPEN	688	44C	778	51C	(761)**	(778)**	622	50C	702	58C	(620)	(702)**
750	259.	579	44C	666	51C	(650)**	(666)**	525	50C	601	58C	(524)	(601)**
750	173.	542	44C	625	51C	(607)**	(625)**	491	50C	564	58C	(488)	(564)**
750	86.(1/6 NEUT)	482	45C	557	52C	(536)**	(557)**	436	50C	502	59C	(430)	(502)**
750	43.(1/3 NEUT)	462	45C	530	52C	(508)**	(530)**	417	50C	477	59C	(410)	(477)**
1000	OPEN	803	45C	909	52C	(871)**	(909)**	723	51C	816	59C	(707)	(816)**
1000	388.	696	45C	799	52C	(766)**	(799)**	628	50C	719	59C	(617)	(719)**
1000	259.	654	45C	754	52C	(717)**	(754)**	590	51C	678	59C	(576)	(678)**
1000	129.	572	46C	663	53C	(624)**	(663)**	515	51C	595	60C	(500)	(592)**
1000	65.(1/6 NEUT)	510	46C	590	53C	(553)**	(590)**	459	51C	530	60C	(444)	(524)**
1250	OPEN	897	46C	1017	53C	(960)**	(1017)**	805	52C	910	60C	(778)	(901)**
1250	311.	739	46C	851	53C	(798)**	(851)**	664	51C	763	60C	(641)	(755)**
1250	207.	685	46C	792	53C	(737)**	(792)**	615	52C	709	61C	(591)	(698)**
1250	104.	590	46C	686	54C	(632)**	(686)**	530	52C	613	61C	(506)	(600)**
1250	52.(1/6 NEUT)	536	47C	620	54C	(569)**	(620)**	481	52C	554	61C	(458)	(539)**
1500	OPEN	978	47C	1109	54C	(1035)**	(1109)**	875	52C	990	61C	(837)	(970)**
1500	259.	763	47C	883	54C	(812)**	(883)**	684	52C	789	61C	(651)	(770)**
1500	173.	700	47C	812	54C	(742)**	(812)**	626	52C	725	62C	(593)	(704)**
1500	86.	599	47C	697	55C	(632)**	(697)**	536	53C	622	62C	(506)	(601)**
1500	43.(1/6 NEUT)	558	47C	644	55C	(584)**	(644)**	499	53C	573	62C	(470)	(553)**
2000	OPEN	1110	48C	1261	55C	(1151)**	(1261)**	988	53C	1120	63C	(930)	(1080)**
2000	194.	787	48C	915	56C	(818)**	(915)**	702	53C	813	63C	(654)	(777)**
2000	129.	711	48C	829	56C	(737)**	(829)**	634	53C	737	63C	(589)	(701)**
2000	65.	614	48C	714	56C	(633)**	(714)**	547	53C	634	63C	(507)	(602)**
2000	32.(1/6 NEUT)	602	48C	692	57C	(616)**	(692)**	535	54C	614	64C	(496)	(582)**

(*) CORRESPONDING EARTH INTERFACE TEMPERATURE - DEGREES C

** CONDUCTOR TEMPERATURE EXCEEDS 75C

Copyright National Electrical Manufacturers Association
Provided by IHS under license with NEMA
No reproduction or networking permitted without license from IHS
Not for Resale

SINGLE CIRCUIT
CONFIGURATION: SPACED (SEE FIGURE 8)

VOLTAGE: 35 KV
COPPER CONDUCTORS

SOIL RESISTIVITY: 120 RHO

EARTH AMBIENT TEMPERATURE: 25C

		75% LOAD FACTOR						100% LOAD FACTOR					
		MAXIMUM CONDUCTOR TEMPERATURE				MAXIMUM EARTH INTERFACE TEMPERATURE		MAXIMUM CONDUCTOR TEMPERATURE				MAXIMUM EARTH INTERFACE TEMPERATURE	
		75C		90C		(50C)	(60C)	75C		90C		(50C)	(60C)
COND SIZE	SHIELD RESISTANCE MICROHMS/FT 25C	AMPS	(*)	AMPS	(*)	AMPS	AMPS	AMPS	(*)	AMPS	(*)	AMPS	AMPS
4/0	OPEN	321	44C	362	51C	(355)**	(362)**	290	50C	327	58C	(290)	(327)**
4/0	918.	315	44C	356	51C	(347)**	(356)**	285	50C	321	58C	(282)	(321)**
4/0	612.	313	45C	354	51C	(344)**	(354)**	282	50C	319	59C	(279)	(319)**
4/0	306.(1/6 NEUT)	306	45C	346	52C	(333)**	(346)**	275	51C	311	59C	(270)	(311)**
4/0	153.(1/3 NEUT)	291	44C	332	50C	(327)**	(332)**	264	49C	300	60C	(265)**	(298)**
350	OPEN	426	45C	480	52C	(459)**	(480)**	383	51C	431	60C	(373)	(430)**
350	555.	408	46C	462	54C	(434)**	(462)**	365	52C	413	61C	(351)	(406)**
350	370.	399	45C	454	52C	(437)**	(454)**	358	52C	405	61C	(341)	(396)**
350	185.(1/6 NEUT)	374	45C	427	52C	(407)**	(427)**	337	51C	384	59C	(329)	(384)**
350	92.(1/3 NEUT)	346	46C	396	53C	(374)**	(396)**	311	51C	355	60C	(302)	(353)**
500	OPEN	519	46C	585	54C	(549)**	(585)**	464	52C	523	61C	(445)	(514)**
500	388.	477	46C	544	53C	(511)**	(544)**	427	54C	484	63C	(398)	(464)**
500	259.	457	46C	523	54C	(488)**	(523)**	410	52C	468	61C	(394)	(460)**
500	129.(1/6 NEUT)	416	47C	478	54C	(441)**	(478)**	372	52C	427	61C	(355)	(417)**
500	65.(1/3 NEUT)	384	47C	441	55C	(404)**	(441)**	344	52C	393	62C	(326)	(382)**
750	OPEN	646	48C	730	55C	(668)**	(730)**	575	53C	648	63C	(541)	(625)**
750	259.	545	48C	625	55C	(566)**	(625)**	486	53C	556	63C	(455)	(534)**
750	173.	509	48C	586	56C	(527)**	(586)**	454	53C	521	63C	(423)	(498)**
750	86.(1/6 NEUT)	452	48C	522	56C	(465)**	(522)**	403	54C	463	63C	(373)	(440)**
750	43.(1/3 NEUT)	433	48C	496	57C	(442)**	(496)**	385	54C	440	64C	(357)	(417)**
1000	OPEN	753	49C	851	57C	(763)**	(851)**	667	54C	752	64C	(617)	(714)**
1000	388.	653	49C	748	57C	(666)**	(748)**	580	54C	663	64C	(536)	(629)**
1000	259.	613	49C	705	57C	(623)**	(705)**	544	54C	624	64C	(500)	(589)**
1000	129.	536	49C	620	57C	(540)**	(620)**	475	55C	547	64C	(433)	(512)**
1000	65.(1/6 NEUT)	477	49C	551	58C	(479)**	(551)**	423	55C	487	65C	(385)	(454)**
1250	OPEN	839	50C	949	58C	(839)	(949)**	741	55C	836	65C	(679)	(787)**
1250	311.	691	49C	795	58C	(692)**	(795)**	612	55C	701	65C	(556)	(655)**
1250	207.	640	50C	739	58C	(637)	(739)**	566	55C	652	65C	(511)	(605)**
1250	104.	551	50C	639	59C	(545)	(639)**	487	55C	563	66C	(437)	(519)**
1250	52.(1/6 NEUT)	500	50C	577	59C	(493)	(577)**	442	56C	508	66C	(397)	(468)**
1500	OPEN	913	50C	1034	59C	(903)	(1034)**	804	56C	908	66C	(729)	(847)**
1500	259.	713	50C	823	59C	(703)	(823)**	629	56C	723	66C	(564)	(667)**
1500	173.	653	50C	756	59C	(641)	(756)**	575	56C	664	66C	(513)	(609)**
1500	86.	559	51C	648	60C	(546)	(648)**	492	56C	569	66C	(438)	(520)**
1500	43.(1/6 NEUT)	520	51C	598	60C	(506)	(595)**	457	56C	525	67C	(407)	(480)**
2000	OPEN	1033	51C	1172	60C	(1003)	(1165)**	906	57C	1025	67C	(809)	(942)**
2000	194.	732	51C	849	60C	(706)	(839)**	643	57C	743	67C	(565)	(672)**
2000	129.	662	51C	769	61C	(636)	(757)**	581	57C	673	67C	(509)	(606)**
2000	65.	571	52C	662	61C	(547)	(649)**	501	57C	579	68C	(439)	(521)**
2000	32.(1/6 NEUT)	559	52C	641	61C	(534)	(627)**	490	57C	560	68C	(431)	(506)**

(*) CORRESPONDING EARTH INTERFACE TEMPERATURE - DEGREES C

** CONDUCTOR TEMPERATURE EXCEEDS 75C

WC 50-76
6470247 0007734 9

Copyright National Electrical Manufacturers Association
Provided by IHS under license with NEMA
No reproduction or networking permitted without license from IHS
Not for Resale

AMPACITY OF SINGLE CONDUCTOR SOLID DIELECTRIC POWER CABLE INSTALLED IN UNDERGROUND DUCTS

SINGLE CIRCUIT
CONFIGURATION: SPACED (SEE FIGURE 8)

VOLTAGE: 35 KV
ALUMINUM CONDUCTORS

SOIL RESISTIVITY: 90 RHO

EARTH AMBIENT TEMPERATURE: 25C

		75% LOAD FACTOR						100% LOAD FACTOR					
		MAXIMUM CONDUCTOR TEMPERATURE				MAXIMUM EARTH INTERFACE TEMPERATURE		MAXIMUM CONDUCTOR TEMPERATURE				MAXIMUM EARTH INTERFACE TEMPERATURE	
		75C		90C		(50C)	(60C)	75C		90C		(50C)	(60C)
COND SIZE	SHIELD RESISTANCE MICROHMS/FT. 25C	AMPS	(*)	AMPS	(*)	AMPS	AMPS	AMPS	(*)	AMPS	(*)	AMPS	AMPS
4/0	OPEN	263	41C	297	46C	(297)**	(297)**	242	46C	273	53C	(258)**	(273)**
4/0	1505.	262	41C	296	46C	(296)**	(296)**	240	46C	271	53C	(256)**	(271)**
4/0	1003.	261	41C	295	47C	(295)**	(295)**	240	46C	270	53C	(255)**	(270)**
4/0	502.(1/6 NEUT)	259	41C	293	47C	(293)**	(293)**	237	46C	268	54C	(251)**	(268)**
4/0	251.(1/3 NEUT)	255	41C	289	47C	(289)**	(289)**	233	47C	264	54C	(246)**	(264)**
350	OPEN	351	42C	397	48C	(397)**	(397)**	321	47C	362	55C	(333)**	(362)**
350	910.	346	42C	391	48C	(391)**	(391)**	316	48C	356	55C	(326)**	(356)**
350	607.	343	43C	389	49C	(389)**	(389)**	313	48C	353	56C	(322)**	(353)**
350	303.(1/6 NEUT)	336	41C	381	49C	(381)**	(381)**	306	48C	346	56C	(313)**	(346)**
350	152.(1/3 NEUT)	320	42C	365	48C	(365)**	(365)**	293	47C	334	55C	(308)**	(334)**
500	OPEN	430	43C	486	49C	(486)**	(486)**	391	48C	441	56C	(399)**	(441)**
500	637.	418	44C	474	50C	(470)**	(474)**	379	49C	429	57C	(383)**	(429)**
500	425.	413	42C	468	50C	(462)**	(468)**	374	49C	423	57C	(375)**	(423)**
500	212.(1/6 NEUT)	393	43C	448	49C	(448)**	(448)**	358	48C	408	56C	(369)**	(408)**
500	106.(1/3 NEUT)	367	43C	420	49C	(420)**	(420)**	334	48C	382	56C	(342)**	(382)**
750	OPEN	542	44C	612	51C	(599)**	(612)**	490	50C	552	58C	(488)	(552)**
750	425.	509	44C	579	50C	(573)**	(579)**	460	51C	521	60C	(449)	(521)**
750	283.	492	44C	561	50C	(553)**	(561)**	446	49C	508	57C	(449)**	(508)**
750	142.(1/6 NEUT)	453	44C	520	51C	(508)**	(520)**	410	50C	470	58C	(410)	(470)**
750	71.(1/3 NEUT)	418	44C	480	51C	(465)**	(480)**	378	50C	433	58C	(375)	(433)**
1000	OPEN	638	45C	721	52C	(692)**	(721)**	574	51C	647	59C	(562)	(647)**
1000	637.	607	45C	690	53C	(654)**	(690)**	545	52C	617	61C	(524)	(608)**
1000	425.	589	45C	672	52C	(649)**	(672)**	532	52C	603	61C	(520)	(591)**
1000	212.	545	45C	625	52C	(598)**	(625)**	492	51C	562	59C	(482)	(562)**
1000	106.(1/6 NEUT)	491	45C	565	52C	(536)**	(565)**	442	51C	508	60C	(431)	(507)**
1250	OPEN	720	46C	814	53C	(770)**	(814)**	646	52C	729	60C	(625)	(721)**
1250	509.	667	45C	761	52C	(725)**	(761)**	600	53C	680	62C	(566)	(659)**
1250	340.	640	46C	733	53C	(694)**	(733)**	576	51C	658	60C	(560)	(655)**
1250	170.	579	46C	667	53C	(625)**	(667)**	521	51C	598	60C	(502)	(591)**
1250	85.(1/6 NEUT)	516	46C	596	54C	(553)**	(596)**	463	52C	533	61C	(445)	(524)**
1500	OPEN	794	47C	897	54C	(838)**	(897)**	710	52C	801	61C	(680)	(785)**
1500	425.	713	46C	816	53C	(764)**	(816)**	640	52C	730	61C	(616)	(720)**
1500	283.	677	46C	777	54C	(724)**	(777)**	608	52C	696	61C	(582)	(683)**
1500	142.	602	47C	695	54C	(640)**	(695)**	539	52C	621	61C	(513)	(606)**
1500	71.(1/6 NEUT)	534	47C	618	55C	(565)**	(618)**	478	52C	551	62C	(454)	(535)**
2000	OPEN	918	48C	1039	55C	(951)**	(1039)**	817	53C	923	63C	(770)	(891)**
2000	318.	776	47C	892	55C	(812)**	(892)**	693	53C	795	62C	(653)	(768)**
2000	212.	724	47C	835	55C	(755)**	(835)**	646	53C	743	62C	(606)	(715)**
2000	106.	628	48C	728	56C	(652)**	(728)**	560	53C	647	63C	(522)	(619)**
2000	53.(1/6 NEUT)	564	48C	652	56C	(583)**	(652)**	503	53C	580	63C	(469)	(553)**

(*) CORRESPONDING EARTH INTERFACE TEMPERATURE - DEGREES C

** CONDUCTOR TEMPERATURE EXCEEDS 75C

WC 50-76
4702470 0007232 0

Copyright National Electrical Manufacturers Association
Provided by IHS under license with NEMA
No reproduction or networking permitted without license from IHS
Not for Resale

AMPACITY OF SINGLE CONDUCTOR SOLID DIELECTRIC POWER CABLE
INSTALLED IN UNDERGROUND DUCTS

SINGLE CIRCUIT
CONFIGURATION: SPACED (SEE FIGURE 8)

VOLTAGE: 35 KV
ALUMINUM CONDUCTORS

SOIL RESISTIVITY: 120 RHO

EARTH AMBIENT TEMPERATURE: 25C

COND SIZE	SHIELD RESISTANCE MICROHMS/FT. 25C	75% LOAD FACTOR						100% LOAD FACTOR					
		MAXIMUM CONDUCTOR TEMPERATURE 75C		90C		MAXIMUM EARTH INTERFACE TEMPERATURE (50C)	(60C)	MAXIMUM CONDUCTOR TEMPERATURE 75C		90C		MAXIMUM EARTH INTERFACE TEMPERATURE (50C)	(60C)
		AMPS	(*)	AMPS	(*)	AMPS	AMPS	AMPS	(*)	AMPS	(*)	AMPS	AMPS
4/0	OPEN	250	44C	282	51C	(277)**	(282)**	226	50C	255	58C	(226)	(255)**
4/0	1505.	248	44C	280	51C	(275)**	(280)**	225	50C	253	58C	(224)	(253)**
4/0	1003.	248	44C	280	51C	(274)**	(280)**	224	50C	252	58C	(223)	(252)**
4/0	502.(1/6 NEUT)	246	44C	277	51C	(270)**	(277)**	222	50C	250	58C	(220)	(250)**
4/0	251.(1/3 NEUT)	241	45C	273	52C	(264)**	(273)**	218	50C	246	59C	(214)	(246)**
350	OPEN	332	45C	375	52C	(358)**	(375)**	299	51C	336	60C	(292)	(335)**
350	910.	327	46C	369	53C	(351)**	(369)**	294	51C	331	60C	(285)	(328)**
350	607.	325	46C	367	53C	(347)**	(367)**	291	52C	328	60C	(281)	(325)**
350	303.(1/6 NEUT)	318	46C	359	54C	(337)**	(359)**	284	52C	321	61C	(273)	(316)**
350	152.(1/3 NEUT)	303	45C	345	52C	(331)**	(345)**	273	53C	310	62C	(262)	(302)**
500	OPEN	406	46C	458	54C	(429)**	(458)**	363	52C	409	61C	(349)	(402)**
500	637.	394	47C	445	55C	(412)**	(445)**	352	53C	397	62C	(334)	(386)**
500	425.	389	47C	440	55C	(405)**	(440)**	346	53C	391	62C	(327)	(379)**
500	212.(1/6 NEUT)	371	46C	423	53C	(397)**	(423)**	332	54C	377	63C	(310)	(361)**
500	106.(1/3 NEUT)	346	46C	396	54C	(369)**	(396)**	311	52C	354	61C	(297)	(348)**
750	OPEN	509	48C	574	55C	(526)**	(574)**	453	53C	510	63C	(427)	(492)**
750	425.	479	47C	544	57C	(491)**	(544)**	424	54C	480	64C	(391)	(455)**
750	283.	463	47C	527	55C	(483)**	(527)**	412	55C	467	65C	(380)	(439)**
750	142.(1/6 NEUT)	426	48C	488	55C	(442)**	(488)**	380	53C	434	63C	(356)	(417)**
750	71.(1/3 NEUT)	392	48C	450	56C	(405)**	(450)**	349	53C	399	63C	(326)	(382)**
1000	OPEN	598	49C	675	57C	(606)**	(675)**	530	54C	596	64C	(491)	(567)**
1000	637.	569	50C	644	58C	(565)	(644)**	501	55C	566	65C	(456)	(530)**
1000	425.	553	48C	630	56C	(567)**	(630)**	489	56C	553	66C	(441)	(515)**
1000	212.	511	49C	585	57C	(521)**	(585)**	454	54C	518	64C	(419)	(491)**
1000	106.(1/6 NEUT)	460	49C	529	57C	(466)**	(529)**	408	54C	468	64C	(374)	(440)**
1250	OPEN	674	50C	760	58C	(674)	(760)**	595	55C	670	65C	(546)	(631)**
1250	509.	625	49C	711	60C	(632)**	(711)**	550	56C	623	67C	(492)	(574)**
1250	340.	600	49C	685	57C	(604)**	(685)**	531	55C	603	67C	(487)	(551)**
1250	170.	542	50C	623	58C	(542)	(623)**	479	55C	549	65C	(436)	(513)**
1250	85.(1/6 NEUT)	482	50C	556	58C	(479)	(556)**	426	55C	490	65C	(385)	(455)**
1500	OPEN	741	50C	836	59C	(733)	(836)**	653	56C	735	66C	(593)	(686)**
1500	425.	667	50C	761	58C	(664)	(761)**	588	57C	667	68C	(535)	(606)**
1500	283.	633	50C	725	58C	(628)	(725)**	559	55C	638	65C	(506)	(594)**
1500	142.	562	50C	647	59C	(554)	(647)**	495	56C	569	66C	(445)	(525)**
1500	71.(1/6 NEUT)	498	50C	575	59C	(489)	(575)**	439	56C	505	66C	(393)	(464)**
2000	OPEN	854	51C	966	60C	(830)	(960)**	749	57C	844	67C	(671)	(778)**
2000	318.	723	51C	830	60C	(704)	(828)**	636	56C	727	67C	(566)	(667)**
2000	212.	674	51C	776	60C	(654)	(772)**	592	56C	680	67C	(525)	(620)**
2000	106.	584	51C	676	60C	(563)	(668)**	513	57C	592	67C	(452)	(536)**
2000	53.(1/6 NEUT)	525	52C	605	61C	(505)	(596)**	461	57C	530	67C	(406)	(479)**

(*) CORRESPONDING EARTH INTERFACE TEMPERATURE - DEGREES C

** CONDUCTOR TEMPERATURE EXCEEDS 75C

Copyright National Electrical Manufacturers Association
Provided by IHS under license with NEMA
No reproduction or networking permitted without license from IHS
Not for Resale

AMPACITY OF SINGLE CONDUCTOR SOLID DIELECTRIC POWER CABLE INSTALLED IN UNDERGROUND DUCTS

DOUBLE CIRCUIT
CONFIGURATION: SPACED (SEE FIGURE 9)

VOLTAGE: 15 KV
COPPER CONDUCTORS

SOIL RESISTIVITY: 90 RHO

EARTH AMBIENT TEMPERATURE: 25C

COND SIZE	SHIELD RESISTANCE MICROHMS/FT 25C	75% LOAD FACTOR — MAXIMUM CONDUCTOR TEMPERATURE 75C AMPS	(*)	90C AMPS	(*)	MAXIMUM EARTH INTERFACE TEMPERATURE (50C) AMPS	(60C) AMPS	100% LOAD FACTOR — MAXIMUM CONDUCTOR TEMPERATURE 75C AMPS	(*)	90C AMPS	(*)	MAXIMUM EARTH INTERFACE TEMPERATURE (50C) AMPS	(60C) AMPS
4/0	OPEN	323	44C	365	50C	(362)**	(365)**	292	49C	330	57C	(294)**	(330)**
4/0	918.	313	44C	356	50C	(352)**	(356)**	284	49C	321	57C	(286)**	(321)**
4/0	612.	308	44C	351	50C	(347)**	(351)**	279	49C	317	57C	(281)**	(317)**
4/0	306.(1/6 NEUT)	296	44C	337	50C	(333)**	(337)**	268	49C	304	58C	(269)**	(304)**
4/0	153.(1/3 NEUT)	277	44C	318	50C	(313)**	(318)**	251	49C	287	58C	(252)**	(287)**
350	OPEN	430	45C	486	52C	(467)**	(486)**	386	51C	436	59C	(379)	(436)**
350	555.	399	45C	455	52C	(436)**	(455)**	359	51C	408	59C	(351)	(408)**
350	370.	386	45C	441	52C	(421)**	(441)**	347	51C	395	60C	(339)	(395)**
350	185.(1/6 NEUT)	356	45C	409	52C	(389)**	(409)**	320	51C	366	60C	(312)	(365)**
350	92.(1/3 NEUT)	327	45C	376	53C	(356)**	(376)**	293	51C	336	60C	(285)	(334)**
500	OPEN	525	46C	594	54C	(559)**	(594)**	470	52C	530	61C	(452)	(522)**
500	388.	459	46C	526	54C	(490)**	(526)**	411	52C	469	61C	(394)	(460)**
500	259.	435	46C	500	54C	(465)**	(500)**	389	52C	446	61C	(372)	(436)**
500	129.(1/6 NEUT)	389	46C	449	54C	(416)**	(449)**	348	52C	401	61C	(332)	(391)**
500	65.(1/3 NEUT)	361	47C	415	54C	(384)**	(415)**	323	52C	370	61C	(308)	(361)**
750	OPEN	656	48C	743	55C	(681)**	(743)**	583	53C	658	63C	(550)	(635)**
750	259.	515	48C	594	56C	(535)**	(594)**	458	53C	526	63C	(428)	(504)**
750	173.	476	48C	551	56C	(495)**	(551)**	424	53C	488	63C	(395)	(466)**
750	86.(1/6 NEUT)	420	48C	486	56C	(436)**	(486)**	374	53C	431	63C	(349)	(411)**
750	43.(1/3 NEUT)	410	48C	470	56C	(422)**	(470)**	364	54C	416	63C	(339)	(397)**
1000	OPEN	765	49C	867	57C	(778)**	(867)**	677	54C	764	64C	(627)	(726)**
1000	388.	626	49C	721	57C	(635)**	(721)**	554	54C	635	64C	(508)	(598)**
1000	259.	582	49C	672	57C	(590)**	(672)**	514	54C	592	64C	(470)	(555)**
1000	129.	501	49C	581	57C	(507)**	(581)**	443	54C	512	64C	(404)	(479)**
1000	65.(1/6 NEUT)	448	49C	518	57C	(453)**	(518)**	396	55C	456	65C	(362)	(427)**
1250	OPEN	854	49C	968	58C	(856)**	(968)**	753	55C	851	65C	(690)	(800)**
1250	311.	658	50C	760	58C	(656)	(760)**	580	55C	668	65C	(524)	(619)**
1250	207.	603	50C	699	58C	(601)	(699)**	532	55C	614	65C	(479)	(568)**
1250	104.	514	50C	598	58C	(512)	(598)**	453	55C	525	65C	(408)	(484)**
1250	52.(1/6 NEUT)	472	50C	544	59C	(468)	(544)**	416	55C	478	66C	(375)	(442)**
1500	OPEN	930	50C	1055	59C	(921)	(1055)**	818	56C	925	66C	(741)	(861)**
1500	259.	674	50C	781	59C	(663)	(781)**	593	56C	684	66C	(529)	(627)**
1500	173.	612	50C	711	59C	(601)	(711)**	538	56C	623	66C	(479)	(569)**
1500	86.	521	50C	606	59C	(513)	(606)**	458	56C	531	66C	(409)	(485)**
1500	43.(1/6 NEUT)	492	51C	567	59C	(483)	(567)**	433	56C	496	66C	(387)	(455)**
2000	OPEN	1053	51C	1197	60C	(1023)	(1188)**	921	57C	1044	67C	(822)	(957)**
2000	194.	687	51C	799	60C	(662)	(788)**	601	57C	697	67C	(527)	(627)**
2000	129.	617	51C	719	60C	(595)	(709)**	540	57C	627	67C	(474)	(564)**
2000	65.	534	51C	620	60C	(516)	(612)**	468	57C	541	67C	(412)	(488)**
2000	32.(1/6 NEUT)	534	52C	613	61C	(514)	(602)**	467	57C	534	68C	(412)	(483)**

(*) CORRESPONDING EARTH INTERFACE TEMPERATURE – DEGREES C

** CONDUCTOR TEMPERATURE EXCEEDS 75C

CAUTION – THESE AMPACITIES APPLY ONLY TO THE PHASE SEQUENCE ARRANGEMENT OF FIGURE 9

WC 50-76
4702947 0007234 4

Copyright National Electrical Manufacturers Association
Provided by IHS under license with NEMA
No reproduction or networking permitted without license from IHS
Not for Resale

DOUBLE CIRCUIT
CONFIGURATION: SPACED (SEE FIGURE 9)

VOLTAGE: 15 KV
COPPER CONDUCTORS

SOIL RESISTIVITY: 120 RHO

EARTH AMBIENT TEMPERATURE: 25C

		75% LOAD FACTOR						100% LOAD FACTOR					
		MAXIMUM CONDUCTOR TEMPERATURE				MAXIMUM EARTH INTERFACE TEMPERATURE		MAXIMUM CONDUCTOR TEMPERATURE				MAXIMUM EARTH INTERFACE TEMPERATURE	
		75C		90C		(50C)	(60C)	75C		90C		(50C)	(60C)
COND SIZE	SHIELD RESISTANCE MICROHMS/FT. 25C	AMPS	(*)	AMPS	(*)	AMPS	AMPS	AMPS	(*)	AMPS	(*)	AMPS	AMPS
4/0	OPEN	304	47C	343	55C	(318)**	(343)**	271	53C	305	62C	(257)	(296)**
4/0	918.	295	47C	334	55C	(309)**	(334)**	263	53C	297	62C	(250)	(289)**
4/0	612.	290	47C	330	55C	(304)**	(330)**	259	53C	293	62C	(245)	(284)**
4/0	306.(1/6 NEUT)	278	47C	317	55C	(291)**	(317)**	248	53C	281	62C	(234)	(273)**
4/0	153.(1/3 NEUT)	261	47C	298	55C	(273)**	(298)**	232	53C	265	62C	(219)	(256)**
350	OPEN	403	49C	455	57C	(410)**	(455)**	357	54C	401	64C	(331)	(382)**
350	555.	374	49C	426	57C	(381)**	(426)**	331	54C	375	64C	(306)	(356)**
350	370.	362	49C	413	57C	(367)**	(413)**	320	54C	364	64C	(295)	(344)**
350	185.(1/6 NEUT)	334	49C	382	57C	(338)**	(382)**	295	54C	337	64C	(271)	(317)**
350	92.(1/3 NEUT)	306	49C	351	57C	(309)**	(351)**	270	55C	309	64C	(248)	(291)**
500	OPEN	491	50C	554	58C	(489)	(554)**	432	55C	486	65C	(395)	(456)**
500	388.	429	50C	490	58C	(426)	(490)**	378	55C	430	66C	(342)	(400)**
500	259.	407	50C	466	58C	(403)	(466)**	358	55C	409	66C	(323)	(379)**
500	129.(1/6 NEUT)	364	50C	419	59C	(360)	(419)**	320	56C	367	66C	(288)	(339)**
500	65.(1/3 NEUT)	337	50C	387	59C	(333)	(387)**	296	56C	339	66C	(267)	(313)**
750	OPEN	611	51C	690	60C	(595)	(686)**	534	57C	602	67C	(479)	(555)**
750	259.	479	51C	552	60C	(464)	(546)**	420	57C	481	67C	(371)	(437)**
750	173.	443	51C	512	60C	(429)	(506)**	388	57C	446	67C	(342)	(404)**
750	86.(1/6 NEUT)	391	51C	452	60C	(378)	(446)**	342	57C	394	67C	(302)	(357)**
750	43.(1/3 NEUT)	381	52C	436	61C	(367)	(429)**	333	57C	380	68C	(295)	(345)**
1000	OPEN	710	52C	803	61C	(679)	(785)**	618	58C	697	68C	(546)	(633)**
1000	388.	581	52C	667	62C	(551)	(648)**	506	58C	579	69C	(441)	(519)**
1000	259.	539	52C	622	62C	(510)	(602)**	470	58C	540	69C	(408)	(481)**
1000	129.	464	52C	537	62C	(439)	(520)**	404	58C	466	69C	(350)	(415)**
1000	65.(1/6 NEUT)	415	53C	479	62C	(392)	(463)**	362	58C	416	69C	(314)	(370)**
1250	OPEN	791	53C	895	62C	(747)	(865)**	686	58C	774	69C	(600)	(697)**
1250	311.	609	53C	702	63C	(569)	(671)**	529	58C	607	70C	(454)	(536)**
1250	207.	558	53C	646	63C	(520)	(616)**	484	59C	558	70C	(414)	(491)**
1250	104.	476	53C	552	63C	(443)	(526)**	413	59C	477	70C	(353)	(419)**
1250	52.(1/6 NEUT)	436	53C	502	63C	(406)	(479)**	378	59C	434	70C	(325)	(383)**
1500	OPEN	860	54C	973	63C	(803)	(932)**	744	59C	840	70C	(645)	(750)**
1500	259.	623	54C	720	64C	(574)	(680)**	539	59C	621	70C	(458)	(543)**
1500	173.	565	54C	655	64C	(520)	(618)**	489	59C	565	70C	(414)	(492)**
1500	86.	481	54C	558	64C	(443)	(526)**	417	59C	482	70C	(354)	(420)**
1500	43.(1/6 NEUT)	454	54C	522	64C	(419)	(493)**	393	59C	450	71C	(336)	(395)**
2000	OPEN	970	55C	1101	65C	(891)	(1037)**	836	60C	946	71C	(715)	(833)
2000	194.	633	55C	734	65C	(572)	(681)**	545	60C	631	71C	(456)	(542)
2000	129.	568	55C	661	65C	(514)	(612)**	490	60C	568	71C	(409)	(487)
2000	65.	492	55C	570	65C	(446)	(529)**	424	60C	490	71C	(356)	(422)
2000	32.(1/6 NEUT)	491	55C	562	65C	(446)	(523)**	423	60C	483	72C	(358)	(420)

(*) CORRESPONDING EARTH INTERFACE TEMPERATURE – DEGREES C

** CONDUCTOR TEMPERATURE EXCEEDS 75C

CAUTION – THESE AMPACITIES APPLY ONLY TO THE PHASE SEQUENCE ARRANGEMENT OF FIGURE 9

WC 50-75
4720247 0002235 4

Copyright National Electrical Manufacturers Association
Provided by IHS under license with NEMA
No reproduction or networking permitted without license from IHS
Not for Resale

DOUBLE CIRCUIT
CONFIGURATION: SPACED (SEE FIGURE 9)

VOLTAGE: 15 KV
ALUMINUM CONDUCTORS

SOIL RESISTIVITY: 90 RHO

EARTH AMBIENT TEMPERATURE: 25C

		75% LOAD FACTOR						100% LOAD FACTOR					
		MAXIMUM CONDUCTOR TEMPERATURE				MAXIMUM EARTH INTERFACE TEMPERATURE		MAXIMUM CONDUCTOR TEMPERATURE				MAXIMUM EARTH INTERFACE TEMPERATURE	
		75C		90C		(50C)	(60C)	75C		90C		(50C)	(60C)
COND SIZE	SHIELD RESISTANCE MICROHMS/FT 25C	AMPS	(*)	AMPS	(*)	AMPS	AMPS	AMPS	(*)	AMPS	(*)	AMPS	AMPS
4/0	OPEN	252	44C	285	50C	(282)**	(285)**	228	49C	257	57C	(229)**	(257)**
4/0	1505.	249	43C	282	50C	(280)**	(282)**	226	49C	255	58C	(227)**	(255)**
4/0	1003.	248	44C	281	50C	(279)**	(281)**	225	49C	254	57C	(227)**	(254)**
4/0	502.(1/6 NEUT)	244	44C	277	50C	(274)**	(277)**	221	49C	250	57C	(222)**	(250)**
4/0	251.(1/3 NEUT)	236	44C	269	50C	(266)**	(269)**	214	49C	243	57C	(215)**	(243)**
350	OPEN	336	45C	379	52C	(365)**	(379)**	302	51C	340	59C	(296)	(340)**
350	910.	327	45C	371	52C	(356)**	(371)**	294	51C	332	59C	(289)	(332)**
350	607.	322	45C	366	52C	(351)**	(366)**	290	51C	328	59C	(284)	(328)**
350	303.(1/6 NEUT)	310	45C	353	52C	(338)**	(353)**	279	51C	317	59C	(273)	(317)**
350	152.(1/3 NEUT)	292	45C	334	52C	(319)**	(334)**	263	51C	299	60C	(256)	(299)**
500	OPEN	411	46C	465	53C	(437)**	(465)**	368	52C	415	61C	(354)	(408)**
500	637.	390	46C	444	53C	(416)**	(444)**	349	52C	396	61C	(336)	(390)**
500	425.	381	46C	434	54C	(406)**	(434)**	341	52C	387	61C	(327)	(380)**
500	212.(1/6 NEUT)	357	46C	409	54C	(381)**	(409)**	319	52C	364	61C	(306)	(357)**
500	106.(1/3 NEUT)	330	46C	378	54C	(351)**	(378)**	295	52C	337	61C	(282)	(330)**
750	OPEN	517	47C	584	55C	(536)**	(584)**	460	53C	518	63C	(434)	(500)**
750	425.	466	48C	532	55C	(484)**	(532)**	414	53C	471	63C	(389)	(454)**
750	283.	446	48C	510	55C	(463)**	(510)**	396	53C	452	63C	(372)	(434)**
750	142.(1/6 NEUT)	404	48C	465	56C	(419)**	(465)**	359	53C	412	63C	(336)	(394)**
750	71.(1/3 NEUT)	371	48C	427	56C	(385)**	(427)**	330	53C	378	63C	(308)	(361)**
1000	OPEN	608	49C	687	57C	(618)**	(687)**	538	54C	606	64C	(499)	(576)**
1000	637.	559	49C	637	57C	(568)**	(637)**	495	54C	562	64C	(457)	(532)**
1000	425.	538	49C	615	57C	(547)**	(615)**	476	54C	542	64C	(439)	(512)**
1000	212.	489	49C	563	57C	(496)**	(563)**	433	54C	496	64C	(397)	(467)**
1000	106.(1/6 NEUT)	435	49C	502	57C	(441)**	(502)**	385	54C	443	64C	(353)	(416)**
1250	OPEN	686	49C	775	58C	(688)**	(775)**	605	55C	681	65C	(555)	(641)**
1250	509.	609	49C	696	58C	(610)**	(696)**	537	55C	612	65C	(489)	(572)**
1250	340.	579	50C	664	58C	(579)	(664)**	511	55C	584	65C	(464)	(544)**
1250	170.	515	50C	594	58C	(514)	(594)**	454	55C	522	65C	(411)	(485)**
1250	85.(1/6 NEUT)	455	50C	526	58C	(454)	(526)**	401	55C	462	65C	(363)	(428)**
1500	OPEN	755	50C	853	59C	(747)	(853)**	663	56C	748	66C	(603)	(698)**
1500	425.	646	50C	741	59C	(638)	(741)**	568	56C	649	66C	(512)	(600)**
1500	283.	608	50C	699	59C	(599)	(699)**	534	56C	612	66C	(479)	(564)**
1500	142.	531	50C	614	59C	(523)	(614)**	467	56C	538	66C	(418)	(494)**
1500	71.(1/6 NEUT)	470	50C	543	59C	(463)	(543)**	414	56C	476	66C	(370)	(437)**
2000	OPEN	871	51C	986	60C	(847)	(979)**	762	57C	860	67C	(682)	(791)**
2000	318.	694	51C	799	60C	(672)	(791)**	608	57C	697	67C	(537)	(633)**
2000	212.	641	51C	741	60C	(619)	(732)**	561	57C	646	67C	(494)	(585)**
2000	106.	549	51C	637	60C	(531)	(629)**	481	57C	556	67C	(423)	(502)**
2000	53.(1/6 NEUT)	497	51C	573	60C	(480)	(566)**	435	57C	500	67C	(384)	(453)**

(*) CORRESPONDING EARTH INTERFACE TEMPERATURE - DEGREES C

** CONDUCTOR TEMPERATURE EXCEEDS 75C

CAUTION - THESE AMPACITIES APPLY ONLY TO THE PHASE SEQUENCE ARRANGEMENT OF FIGURE 9

WC 50-76
4470247 0007236 8

Copyright National Electrical Manufacturers Association
Provided by IHS under license with NEMA
No reproduction or networking permitted without license from IHS
Not for Resale

DOUBLE CIRCUIT
CONFIGURATION: SPACED (SEE FIGURE 9)

VOLTAGE: 15 KV
ALUMINUM CONDUCTORS

SOIL RESISTIVITY: 120 RHO

EARTH AMBIENT TEMPERATURE: 25C

COND SIZE	SHIELD RESISTANCE MICROHMS/FT 25C	75% LOAD FACTOR: MAXIMUM CONDUCTOR TEMPERATURE 75C AMPS	(*)	90C AMPS	(*)	MAXIMUM EARTH INTERFACE TEMPERATURE (50C) AMPS	(60C) AMPS	100% LOAD FACTOR: MAXIMUM CONDUCTOR TEMPERATURE 75C AMPS	(*)	90C AMPS	(*)	MAXIMUM EARTH INTERFACE TEMPERATURE (50C) AMPS	(60C) AMPS
4/0	OPEN	237	47C	268	55C	(248)**	(268)**	211	53C	238	62C	(200)	(231)**
4/0	1505.	235	47C	265	55C	(245)**	(265)**	209	53C	236	62C	(198)	(228)**
4/0	1003.	234	47C	264	55C	(245)**	(264)**	208	53C	235	62C	(197)	(227)**
4/0	502.(1/6 NEUT)	229	47C	260	55C	(240)**	(260)**	204	53C	231	62C	(194)	(224)**
4/0	251.(1/3 NEUT)	222	47C	253	55C	(233)**	(253)**	198	53C	224	62C	(188)	(218)**
350	OPEN	315	49C	355	57C	(320)**	(355)**	278	54C	313	64C	(259)	(298)**
350	910.	307	49C	347	57C	(312)**	(347)**	271	54C	306	64C	(252)	(291)**
350	607.	302	49C	343	57C	(308)**	(343)**	268	54C	302	64C	(248)	(287)**
350	303.(1/6 NEUT)	291	49C	331	57C	(296)**	(331)**	257	54C	292	64C	(238)	(276)**
350	152.(1/3 NEUT)	274	49C	313	57C	(278)**	(313)**	242	54C	276	64C	(223)	(260)**
500	OPEN	384	50C	434	58C	(383)	(434)**	338	55C	381	65C	(309)	(357)**
500	637.	365	50C	414	58C	(364)	(414)**	321	55C	363	65C	(293)	(340)**
500	425.	356	50C	404	58C	(354)	(404)**	313	55C	355	65C	(285)	(332)**
500	212.(1/6 NEUT)	334	50C	381	58C	(331)	(381)**	294	55C	334	66C	(266)	(311)**
500	106.(1/3 NEUT)	308	50C	353	59C	(305)	(353)**	271	55C	309	66C	(245)	(287)**
750	OPEN	481	51C	543	60C	(469)	(540)**	421	57C	474	67C	(378)	(437)**
750	425.	434	51C	494	60C	(421)	(491)**	380	57C	431	67C	(338)	(395)**
750	283.	415	51C	474	60C	(403)	(470)**	363	57C	414	67C	(323)	(378)**
750	142.(1/6 NEUT)	376	51C	431	60C	(364)	(427)**	329	57C	376	67C	(291)	(342)**
750	71.(1/3 NEUT)	345	51C	396	60C	(334)	(391)**	302	57C	345	67C	(268)	(314)**
1000	OPEN	564	52C	637	61C	(540)	(623)**	491	58C	553	68C	(435)	(503)**
1000	637.	519	52C	590	61C	(495)	(576)**	452	58C	512	68C	(397)	(463)**
1000	425.	499	52C	569	62C	(475)	(555)**	435	58C	494	68C	(381)	(446)**
1000	212.	454	52C	521	62C	(431)	(506)**	395	58C	452	69C	(345)	(405)**
1000	106.(1/6 NEUT)	404	52C	465	62C	(382)	(450)**	352	58C	403	69C	(306)	(360)**
1250	OPEN	635	53C	716	62C	(600)	(693)**	551	58C	620	69C	(483)	(560)**
1250	509.	564	53C	643	63C	(530)	(619)**	490	58C	556	69C	(425)	(497)**
1250	340.	536	53C	613	63C	(503)	(589)**	465	58C	531	69C	(403)	(473)**
1250	170.	477	53C	549	63C	(446)	(525)**	414	58C	475	70C	(356)	(420)**
1250	85.(1/6 NEUT)	421	53C	485	63C	(393)	(464)**	366	58C	420	70C	(314)	(371)**
1500	OPEN	697	54C	787	63C	(653)	(754)**	604	59C	679	70C	(525)	(608)**
1500	425.	597	54C	683	63C	(555)	(650)**	517	59C	589	70C	(444)	(521)**
1500	283.	561	54C	644	64C	(520)	(612)**	486	59C	556	70C	(416)	(489)**
1500	142.	490	54C	566	64C	(453)	(536)**	425	59C	488	70C	(362)	(428)**
1500	71.(1/6 NEUT)	434	54C	501	64C	(402)	(474)**	376	59C	432	70C	(321)	(379)**
2000	OPEN	803	55C	907	65C	(739)	(856)**	692	60C	779	71C	(593)	(689)
2000	318.	640	55C	735	65C	(582)	(686)**	551	60C	631	71C	(465)	(549)
2000	212.	590	55C	681	65C	(536)	(634)**	509	60C	585	71C	(428)	(506)
2000	106.	506	55C	585	65C	(459)	(544)**	436	60C	503	71C	(366)	(434)
2000	53.(1/6 NEUT)	458	55C	527	65C	(417)	(491)**	395	60C	453	71C	(333)	(393)

(*) CORRESPONDING EARTH INTERFACE TEMPERATURE - DEGREES C

** CONDUCTOR TEMPERATURE EXCEEDS 75C

CAUTION – THESE AMPACITIES APPLY ONLY TO THE PHASE SEQUENCE ARRANGEMENT OF FIGURE 9

WC 50-76
6472047 0007237 T

Copyright National Electrical Manufacturers Association
Provided by IHS under license with NEMA
No reproduction or networking permitted without license from IHS
Not for Resale

DOUBLE CIRCUIT
CONFIGURATION: SPACED (SEE FIGURE 9)

VOLTAGE: 35 KV
COPPER CONDUCTORS

SOIL RESISTIVITY: 90 RHO

EARTH AMBIENT TEMPERATURE: 25C

		75% LOAD FACTOR						100% LOAD FACTOR					
		MAXIMUM CONDUCTOR TEMPERATURE				MAXIMUM EARTH INTERFACE TEMPERATURE		MAXIMUM CONDUCTOR TEMPERATURE				MAXIMUM EARTH INTERFACE TEMPERATURE	
		75C		90C		(50C)	(60C)	75C		90C		(50C)	(60C)
COND SIZE	SHIELD RESISTANCE MICROHMS/FT 25C	AMPS	(*)	AMPS	(*)	AMPS	AMPS	AMPS	(*)	AMPS	(*)	AMPS	AMPS
4/0	OPEN	323	44C	365	50C	(362)**	(365)**	293	49C	329	57C	(294)**	(329)**
4/0	918.	316	44C	358	50C	(355)**	(358)**	286	49C	323	57C	(288)**	(323)**
4/0	612.	313	44C	354	50C	(350)**	(354)**	283	49C	320	57C	(284)**	(320)**
4/0	306.(1/6 NEUT)	303	44C	344	51C	(338)**	(344)**	274	50C	310	58C	(274)	(310)**
4/0	153.(1/3 NEUT)	288	44C	328	51C	(320)**	(328)**	260	50C	296	58C	(258)	(296)**
350	OPEN	429	45C	484	52C	(467)**	(484)**	386	51C	435	59C	(379)	(435)**
350	555.	405	45C	460	52C	(441)**	(460)**	364	51C	413	59C	(356)	(413)**
350	370.	395	45C	449	52C	(428)**	(449)**	354	51C	402	60C	(345)	(401)**
350	185.(1/6 NEUT)	369	46C	422	53C	(398)**	(422)**	331	51C	377	60C	(320)	(374)**
350	92.(1/3 NEUT)	341	46C	391	53C	(366)**	(391)**	305	52C	349	61C	(294)	(344)**
500	OPEN	523	46C	590	53C	(558)**	(590)**	468	52C	527	61C	(452)	(521)**
500	388.	471	47C	537	54C	(500)**	(537)**	421	52C	479	61C	(402)	(469)**
500	259.	451	47C	516	54C	(477)**	(516)**	403	52C	459	61C	(383)	(448)**
500	129.(1/6 NEUT)	409	47C	470	55C	(431)**	(470)**	365	53C	418	62C	(345)	(405)**
500	65.(1/3 NEUT)	379	47C	435	55C	(396)**	(435)**	337	53C	386	62C	(317)	(372)**
750	OPEN	652	47C	737	55C	(680)**	(737)**	581	53C	654	62C	(550)	(635)**
750	259.	536	48C	615	56C	(552)**	(615)**	476	54C	544	63C	(442)	(519)**
750	173.	500	48C	576	56C	(514)**	(576)**	444	54C	510	64C	(410)	(484)**
750	86.(1/6 NEUT)	444	49C	513	57C	(453)**	(513)**	394	54C	453	64C	(362)	(427)**
750	43.(1/3 NEUT)	427	49C	489	57C	(433)**	(489)**	378	54C	432	64C	(348)	(407)**
1000	OPEN	760	48C	859	56C	(777)**	(859)**	673	54C	759	64C	(627)	(725)**
1000	388.	643	49C	737	57C	(650)**	(737)**	568	55C	650	64C	(520)	(611)**
1000	259.	602	49C	693	57C	(607)**	(693)**	532	55C	611	65C	(485)	(571)**
1000	129.	525	49C	607	58C	(526)**	(607)**	463	55C	534	65C	(419)	(496)**
1000	65.(1/6 NEUT)	469	50C	541	58C	(467)	(541)**	413	55C	476	65C	(374)	(441)**
1250	OPEN	847	49C	959	57C	(856)**	(959)**	748	55C	845	64C	(689)	(799)**
1250	311.	679	50C	781	58C	(674)	(781)**	598	55C	686	65C	(539)	(635)**
1250	207.	627	50C	725	59C	(620)	(725)**	552	56C	636	66C	(495)	(586)**
1250	104.	540	50C	626	59C	(531)	(626)**	474	56C	548	66C	(423)	(502)**
1250	52.(1/6 NEUT)	492	51C	567	59C	(482)	(567)**	432	56C	496	66C	(385)	(454)**
1500	OPEN	922	50C	1045	58C	(920)	(1045)**	812	55C	918	65C	(741)	(860)**
1500	259.	698	51C	807	59C	(684)	(807)**	613	56C	706	66C	(545)	(646)**
1500	173.	638	51C	740	60C	(623)	(739)**	560	56C	647	67C	(496)	(589)**
1500	86.	547	51C	634	60C	(531)	(631)**	479	56C	554	67C	(423)	(503)**
1500	43.(1/6 NEUT)	511	51C	588	60C	(495)	(582)**	448	57C	513	67C	(396)	(466)**
2000	OPEN	1044	51C	1184	59C	(1022)	(1184)**	915	56C	1035	66C	(822)	(956)**
2000	194.	715	52C	830	61C	(685)	(815)**	625	57C	723	68C	(545)	(649)**
2000	129.	646	52C	751	61C	(617)	(735)**	564	57C	654	68C	(491)	(585)**
2000	65.	558	52C	647	61C	(533)	(632)**	488	57C	564	68C	(425)	(504)**
2000	32.(1/6 NEUT)	550	52C	631	62C	(523)	(614)**	480	58C	548	68C	(420)	(493)**

(*) CORRESPONDING EARTH INTERFACE TEMPERATURE - DEGREES C

** CONDUCTOR TEMPERATURE EXCEEDS 75C

CAUTION - THESE AMPACITIES APPLY ONLY TO THE PHASE SEQUENCE ARRANGEMENT OF FIGURE 9

WC 50-76
6470247 0007238 1

Copyright National Electrical Manufacturers Association
Provided by IHS under license with NEMA
No reproduction or networking permitted without license from IHS
Not for Resale

DOUBLE CIRCUIT
CONFIGURATION: SPACED (SEE FIGURE 9)

VOLTAGE: 35 KV
COPPER CONDUCTORS

SOIL RESISTIVITY: 120 RHO

EARTH AMBIENT TEMPERATURE: 25C

COND SIZE	SHIELD RESISTANCE MICROHMS/FT 25C	75% LOAD FACTOR: MAXIMUM CONDUCTOR TEMPERATURE 75C AMPS	(*)	90C AMPS	(*)	MAXIMUM EARTH INTERFACE TEMPERATURE (50C) AMPS	(60C) AMPS	100% LOAD FACTOR: MAXIMUM CONDUCTOR TEMPERATURE 75C AMPS	(*)	90C AMPS	(*)	MAXIMUM EARTH INTERFACE TEMPERATURE (50C) AMPS	(60C) AMPS
4/0	OPEN	304	47C	343	55C	(318)**	(343)**	271	53C	305	62C	(257)	(296)**
4/0	918.	298	47C	337	55C	(311)**	(337)**	265	53C	299	62C	(251)	(291)**
4/0	612.	294	47C	333	55C	(307)**	(333)**	262	53C	296	62C	(248)	(287)**
4/0	306.(1/6 NEUT)	285	47C	323	55C	(296)**	(323)**	253	53C	287	62C	(238)	(277)**
4/0	153.(1/3 NEUT)	271	48C	308	56C	(280)**	(308)**	240	53C	273	63C	(225)	(262)**
350	OPEN	402	49C	454	56C	(410)**	(454)**	356	54C	400	64C	(331)	(382)**
350	555.	380	49C	431	57C	(385)**	(431)**	336	54C	380	64C	(310)	(360)**
350	370.	370	49C	420	57C	(374)**	(420)**	327	55C	370	64C	(300)	(350)**
350	185.(1/6 NEUT)	345	49C	394	58C	(347)**	(394)**	305	55C	347	65C	(278)	(325)**
350	92.(1/3 NEUT)	319	50C	365	58C	(318)	(365)**	281	55C	321	65C	(255)	(299)**
500	OPEN	489	50C	551	58C	(489)	(551)**	431	55C	484	65C	(395)	(456)**
500	388.	440	50C	501	59C	(435)	(501)**	387	56C	439	66C	(350)	(408)**
500	259.	421	50C	480	59C	(415)	(480)**	370	56C	421	66C	(333)	(390)**
500	129.(1/6 NEUT)	382	51C	438	59C	(373)	(438)**	335	56C	383	66C	(299)	(352)**
500	65.(1/3 NEUT)	353	51C	404	60C	(343)	(403)**	309	56C	353	67C	(275)	(323)**
750	OPEN	608	51C	685	60C	(594)	(685)**	532	56C	599	67C	(479)	(554)**
750	259.	498	52C	571	61C	(479)	(562)**	435	57C	497	68C	(383)	(451)**
750	173.	465	52C	534	61C	(445)	(524)**	406	57C	465	68C	(355)	(419)**
750	86.(1/6 NEUT)	412	52C	475	61C	(393)	(463)**	360	57C	413	68C	(314)	(370)**
750	43.(1/3 NEUT)	396	52C	453	62C	(376)	(440)**	345	58C	393	69C	(302)	(354)**
1000	OPEN	706	52C	797	61C	(678)	(784)**	615	57C	693	68C	(546)	(633)**
1000	388.	596	53C	682	62C	(564)	(662)**	519	58C	592	69C	(451)	(531)**
1000	259.	558	53C	641	62C	(526)	(619)**	485	58C	556	69C	(420)	(495)**
1000	129.	486	53C	561	63C	(455)	(538)**	422	58C	486	69C	(363)	(430)**
1000	65.(1/6 NEUT)	434	53C	500	63C	(405)	(478)**	377	59C	432	70C	(324)	(382)**
1250	OPEN	786	53C	887	62C	(746)	(864)**	683	58C	769	69C	(600)	(697)**
1250	311.	628	53C	721	63C	(584)	(689)**	544	59C	623	70C	(467)	(551)**
1250	207.	580	54C	669	63C	(537)	(636)**	502	59C	578	70C	(428)	(507)**
1250	104.	498	54C	577	64C	(459)	(545)**	431	59C	498	70C	(366)	(434)**
1250	52.(1/6 NEUT)	454	54C	522	64C	(418)	(492)**	392	59C	450	70C	(334)	(394)**
1500	OPEN	853	53C	965	63C	(802)	(930)**	740	59C	835	69C	(645)	(749)**
1500	259.	645	54C	743	64C	(592)	(700)**	557	59C	640	70C	(472)	(559)**
1500	173.	589	54C	681	64C	(538)	(639)**	509	59C	587	71C	(429)	(509)**
1500	86.	504	55C	583	64C	(459)	(545)**	435	60C	502	71C	(366)	(435)
1500	43.(1/6 NEUT)	471	55C	541	65C	(429)	(505)**	406	60C	465	71C	(344)	(405)
2000	OPEN	963	54C	1091	64C	(890)	(1035)**	831	59C	939	71C	(714)	(832)**
2000	194.	658	55C	762	65C	(592)	(704)**	566	60C	654	72C	(472)	(561)
2000	129.	594	55C	689	65C	(533)	(635)**	511	60C	591	72C	(425)	(505)
2000	65.	513	55C	594	66C	(461)	(547)**	442	60C	509	72C	(368)	(436)
2000	32.(1/6 NEUT)	505	56C	578	66C	(454)	(533)**	434	61C	495	72C	(364)	(428)

(*) CORRESPONDING EARTH INTERFACE TEMPERATURE – DEGREES C

** CONDUCTOR TEMPERATURE EXCEEDS 75C

CAUTION – THESE AMPACITIES APPLY ONLY TO THE PHASE SEQUENCE ARRANGEMENT OF FIGURE 9

WC 50-76
6472047 0007239 3

Copyright National Electrical Manufacturers Association
Provided by IHS under license with NEMA
No reproduction or networking permitted without license from IHS
Not for Resale

AMPACITY OF SINGLE CONDUCTOR SOLID DIELECTRIC POWER CABLE INSTALLED IN UNDERGROUND DUCTS

DOUBLE CIRCUIT
CONFIGURATION: SPACED (SEE FIGURE 9)

VOLTAGE: 35 KV
ALUMINUM CONDUCTORS

SOIL RESISTIVITY: 90 RHO

EARTH AMBIENT TEMPERATURE: 25C

COND SIZE	SHIELD RESISTANCE MICROHMS/FT. 25C	75% LOAD FACTOR						100% LOAD FACTOR					
		MAXIMUM CONDUCTOR TEMPERATURE 75C		90C		MAXIMUM EARTH INTERFACE TEMPERATURE (50C)	(60C)	MAXIMUM CONDUCTOR TEMPERATURE 75C		90C		MAXIMUM EARTH INTERFACE TEMPERATURE (50C)	(60C)
		AMPS	(*)	AMPS	(*)	AMPS	AMPS	AMPS	(*)	AMPS	(*)	AMPS	AMPS
4/0	OPEN	252	44C	284	50C	(282)**	(284)**	228	49C	257	57C	(230)**	(257)**
4/0	1505.	250	44C	283	50C	(279)**	(283)**	226	49C	255	57C	(227)**	(255)**
4/0	1003.	249	44C	282	50C	(279)**	(282)**	226	49C	254	58C	(226)**	(254)**
4/0	502.(1/6 NEUT)	246	44C	278	50C	(276)**	(278)**	223	49C	251	57C	(224)**	(251)**
4/0	251.(1/3 NEUT)	240	44C	273	50C	(269)**	(273)**	217	49C	246	58C	(218)**	(246)**
350	OPEN	335	45C	378	52C	(365)**	(378)**	301	51C	339	59C	(296)	(339)**
350	910.	328	45C	371	52C	(358)**	(371)**	295	51C	333	59C	(290)	(333)**
350	607.	325	45C	368	52C	(354)**	(368)**	292	51C	330	59C	(286)	(330)**
350	303.(1/6 NEUT)	315	45C	358	52C	(342)**	(358)**	283	51C	320	60C	(276)	(320)**
350	152.(1/3 NEUT)	300	46C	342	53C	(325)**	(342)**	269	51C	306	60C	(262)	(304)**
500	OPEN	409	46C	462	53C	(437)**	(462)**	367	52C	412	60C	(354)	(408)**
500	637.	394	46C	446	53C	(420)**	(446)**	352	52C	398	61C	(339)	(393)**
500	425.	386	46C	438	53C	(411)**	(438)**	345	52C	391	61C	(332)	(385)**
500	212.(1/6 NEUT)	367	47C	418	54C	(389)**	(418)**	328	52C	372	61C	(313)	(364)**
500	106.(1/3 NEUT)	342	47C	391	54C	(361)**	(391)**	305	52C	348	62C	(290)	(339)**
750	OPEN	514	47C	580	55C	(536)**	(580)**	458	53C	515	62C	(433)	(500)**
750	425.	474	48C	538	55C	(492)**	(538)**	421	53C	478	63C	(396)	(460)**
750	283.	457	48C	521	56C	(473)**	(521)**	406	53C	461	63C	(380)	(443)**
750	142.(1/6 NEUT)	419	48C	480	56C	(432)**	(480)**	372	54C	425	63C	(346)	(406)**
750	71.(1/3 NEUT)	386	48C	443	56C	(396)**	(443)**	343	54C	392	64C	(317)	(372)**
1000	OPEN	604	48C	681	56C	(617)**	(681)**	535	54C	602	63C	(499)	(576)**
1000	637.	564	49C	640	57C	(575)**	(640)**	499	54C	565	64C	(462)	(538)**
1000	425.	546	49C	622	57C	(555)**	(622)**	483	54C	549	64C	(446)	(520)**
1000	212.	503	49C	576	57C	(508)**	(576)**	445	55C	508	64C	(407)	(478)**
1000	106.(1/6 NEUT)	452	49C	520	58C	(454)**	(520)**	399	55C	457	65C	(363)	(428)**
1250	OPEN	680	49C	768	57C	(687)**	(768)**	601	55C	676	64C	(554)	(640)**
1250	509.	617	49C	702	58C	(619)**	(702)**	544	55C	618	65C	(497)	(580)**
1250	340.	591	50C	675	58C	(590)	(675)**	521	55C	593	65C	(473)	(554)**
1250	170.	532	50C	612	58C	(528)	(612)**	469	55C	537	65C	(423)	(498)**
1250	85.(1/6 NEUT)	473	50C	545	59C	(467)	(545)**	416	56C	478	66C	(374)	(441)**
1500	OPEN	748	50C	845	58C	(746)	(845)**	659	55C	742	65C	(602)	(697)**
1500	425.	657	50C	750	59C	(649)	(750)**	578	56C	658	66C	(521)	(610)**
1500	283.	622	50C	713	59C	(613)	(713)**	547	56C	625	66C	(491)	(577)**
1500	142.	551	51C	635	59C	(539)	(635)**	483	56C	556	66C	(431)	(509)**
1500	71.(1/6 NEUT)	489	51C	564	60C	(477)	(563)**	429	56C	493	67C	(381)	(450)**
2000	OPEN	863	51C	976	59C	(846)	(976)**	757	56C	853	66C	(681)	(790)**
2000	318.	710	51C	815	60C	(687)	(808)**	621	57C	711	67C	(549)	(647)**
2000	212.	660	51C	761	60C	(636)	(751)**	578	57C	664	67C	(508)	(600)**
2000	106.	571	52C	661	61C	(548)	(649)**	499	57C	576	68C	(437)	(518)**
2000	53.(1/6 NEUT)	515	52C	594	61C	(493)	(581)**	450	57C	517	68C	(395)	(465)**

(*) CORRESPONDING EARTH INTERFACE TEMPERATURE - DEGREES C

** CONDUCTOR TEMPERATURE EXCEEDS 75C

CAUTION - THESE AMPACITIES APPLY ONLY TO THE PHASE SEQUENCE ARRANGEMENT OF FIGURE 9

WC 50-76
6470247 0007240 T

Copyright National Electrical Manufacturers Association
Provided by IHS under license with NEMA
No reproduction or networking permitted without license from IHS
Not for Resale

AMPACITY OF SINGLE CONDUCTOR SOLID DIELECTRIC POWER CABLE INSTALLED IN UNDERGROUND DUCTS

DOUBLE CIRCUIT
CONFIGURATION: SPACED (SEE FIGURE 9)

VOLTAGE: 35 KV
ALUMINUM CONDUCTORS

SOIL RESISTIVITY: 120 RHO

EARTH AMBIENT TEMPERATURE: 25C

COND SIZE	SHIELD RESISTANCE MICROHMS/FT. 25C	75% LOAD FACTOR						100% LOAD FACTOR					
		MAXIMUM CONDUCTOR TEMPERATURE 75C		90C		MAXIMUM EARTH INTERFACE TEMPERATURE (50C)	(60C)	MAXIMUM CONDUCTOR TEMPERATURE 75C		90C		MAXIMUM EARTH INTERFACE TEMPERATURE (50C)	(60C)
		AMPS	(*)	AMPS	(*)	AMPS	AMPS	AMPS	(*)	AMPS	(*)	AMPS	AMPS
4/0	OPEN	237	47C	267	55C	(248)**	(267)**	211	53C	237	62C	(200)	(231)**
4/0	1505.	236	47C	266	55C	(245)**	(266)**	210	53C	236	62C	(198)	(229)**
4/0	1003.	235	47C	265	55C	(245)**	(265)**	209	53C	235	62C	(197)	(228)**
4/0	502.(1/6 NEUT)	232	47C	262	55C	(242)**	(262)**	206	53C	232	62C	(195)	(226)**
4/0	251.(1/3 NEUT)	226	47C	256	55C	(236)**	(256)**	201	53C	227	62C	(190)	(220)**
350	OPEN	314	49C	354	56C	(320)**	(354)**	278	54C	312	64C	(259)	(298)**
350	910.	308	49C	348	56C	(314)**	(348)**	273	54C	307	64C	(253)	(293)**
350	607.	305	49C	344	57C	(310)**	(344)**	270	54C	304	64C	(250)	(289)**
350	303.(1/6 NEUT)	295	49C	335	57C	(299)**	(335)**	261	54C	295	64C	(241)	(280)**
350	152.(1/3 NEUT)	281	49C	319	57C	(283)**	(319)**	248	55C	281	64C	(228)	(265)**
500	OPEN	383	50C	431	58C	(383)	(431)**	337	55C	379	65C	(309)	(357)**
500	637.	368	50C	416	58C	(367)	(416)**	324	55C	366	65C	(296)	(343)**
500	425.	361	50C	409	58C	(359)	(409)**	318	55C	359	65C	(289)	(336)**
500	212.(1/6 NEUT)	342	50C	389	59C	(339)	(389)**	301	56C	341	66C	(272)	(317)**
500	106.(1/3 NEUT)	319	50C	364	59C	(314)	(364)**	280	56C	319	66C	(252)	(294)**
750	OPEN	479	51C	539	59C	(469)	(539)**	420	56C	471	67C	(378)	(437)**
750	425.	441	51C	500	60C	(428)	(498)**	386	57C	437	67C	(344)	(401)**
750	283.	425	51C	484	60C	(411)	(479)**	372	57C	422	67C	(330)	(386)**
750	142.(1/6 NEUT)	390	52C	446	61C	(375)	(439)**	340	57C	388	68C	(300)	(352)**
750	71.(1/3 NEUT)	359	52C	411	61C	(343)	(403)**	313	57C	357	68C	(275)	(323)**
1000	OPEN	561	52C	632	61C	(539)	(622)**	489	57C	549	68C	(435)	(503)**
1000	637.	523	52C	593	61C	(500)	(581)**	456	58C	516	68C	(402)	(468)**
1000	425.	507	52C	576	61C	(483)	(563)**	441	58C	500	68C	(387)	(452)**
1000	212.	466	53C	533	62C	(441)	(517)**	406	58C	462	69C	(353)	(415)**
1000	106.(1/6 NEUT)	418	53C	480	62C	(394)	(463)**	364	58C	416	69C	(315)	(371)**
1250	OPEN	631	53C	711	62C	(600)	(692)**	548	58C	616	69C	(483)	(559)**
1250	509.	571	53C	649	62C	(538)	(627)**	496	58C	562	69C	(431)	(504)**
1250	340.	547	53C	623	63C	(513)	(600)**	474	58C	540	69C	(411)	(481)**
1250	170.	492	53C	565	63C	(458)	(540)**	427	59C	488	70C	(366)	(432)**
1250	85.(1/6 NEUT)	437	54C	503	63C	(405)	(478)**	379	59C	434	70C	(324)	(382)**
1500	OPEN	692	53C	780	63C	(652)	(753)**	600	59C	675	69C	(525)	(608)**
1500	425.	607	54C	692	63C	(564)	(661)**	526	59C	598	70C	(452)	(530)**
1500	283.	575	54C	657	63C	(532)	(625)**	497	59C	567	70C	(425)	(500)**
1500	142.	508	54C	585	64C	(467)	(552)**	439	59C	504	70C	(373)	(441)**
1500	71.(1/6 NEUT)	451	54C	519	64C	(413)	(488)**	390	59C	447	71C	(330)	(390)**
2000	OPEN	796	54C	899	64C	(738)	(855)**	687	59C	774	71C	(593)	(688)**
2000	318.	654	55C	749	65C	(596)	(701)**	564	60C	644	71C	(476)	(561)
2000	212.	608	55C	699	65C	(551)	(651)**	524	60C	601	71C	(440)	(520)
2000	106.	525	55C	607	65C	(474)	(562)**	453	60C	521	72C	(378)	(448)
2000	53.(1/6 NEUT)	474	55C	545	66C	(427)	(504)**	408	60C	467	72C	(342)	(403)

(*) CORRESPONDING EARTH INTERFACE TEMPERATURE - DEGREES C

** CONDUCTOR TEMPERATURE EXCEEDS 75C

CAUTION - THESE AMPACITIES APPLY ONLY TO THE PHASE SEQUENCE ARRANGEMENT OF FIGURE 9

WC 50-76
4702947 0007743 1

Copyright National Electrical Manufacturers Association
Provided by IHS under license with NEMA
No reproduction or networking permitted without license from IHS
Not for Resale

AMPACITY OF SINGLE CONDUCTOR SOLID DIELECTRIC POWER CABLE INSTALLED IN UNDERGROUND DUCTS

DOUBLE CIRCUIT
CONFIGURATION: SPACED (SEE FIGURE 10)

VOLTAGE: 15 KV
COPPER CONDUCTORS

SOIL RESISTIVITY: 90 RHO

EARTH AMBIENT TEMPERATURE: 25C

		75% LOAD FACTOR						100% LOAD FACTOR					
		MAXIMUM CONDUCTOR TEMPERATURE				MAXIMUM EARTH INTERFACE TEMPERATURE		MAXIMUM CONDUCTOR TEMPERATURE				MAXIMUM EARTH INTERFACE TEMPERATURE	
		75C		90C		(50C)	(60C)	75C		90C		(50C)	(60C)
COND SIZE	SHIELD RESISTANCE MICROHMS/FT. 25C	AMPS	(*)	AMPS	(*)	AMPS	AMPS	AMPS	(*)	AMPS	(*)	AMPS	AMPS
4/0	OPEN	298	48C	336	56C	(305)**	(336)**	263	54C	297	64C	(246)	(284)**
4/0	918.	291	48C	329	56C	(297)**	(329)**	257	54C	290	64C	(239)	(277)**
4/0	612.	288	48C	326	56C	(294)**	(326)**	254	54C	287	64C	(236)	(273)**
4/0	306.(1/6 NEUT)	279	49C	317	57C	(284)**	(317)**	246	54C	279	64C	(227)	(264)**
4/0	153.(1/3 NEUT)	265	49C	302	57C	(269)**	(302)**	234	55C	266	64C	(215)	(251)**
350	OPEN	394	50C	445	58C	(393)	(445)**	346	55C	390	65C	(316)	(365)**
350	555.	373	50C	423	59C	(370)	(423)**	327	56C	370	66C	(297)	(345)**
350	370.	364	50C	414	59C	(360)	(414)**	319	56C	362	66C	(288)	(336)**
350	185.(1/6 NEUT)	343	51C	391	59C	(336)	(391)**	300	56C	341	66C	(269)	(314)**
350	92.(1/3 NEUT)	317	51C	363	60C	(309)	(362)**	277	56C	316	67C	(247)	(289)**
500	OPEN	480	51C	541	60C	(469)	(541)**	419	56C	472	67C	(377)	(436)**
500	388.	435	51C	495	60C	(421)	(490)**	379	57C	430	67C	(337)	(393)**
500	259.	418	52C	477	61C	(403)	(471)**	364	57C	414	68C	(321)	(376)**
500	129.(1/6 NEUT)	382	52C	438	61C	(365)	(428)**	332	57C	379	68C	(290)	(342)**
500	65.(1/3 NEUT)	352	52C	403	62C	(334)	(392)**	305	58C	349	69C	(266)	(313)**
750	OPEN	596	52C	673	61C	(571)	(659)**	518	58C	583	68C	(458)	(530)**
750	259.	500	53C	572	62C	(469)	(551)**	433	58C	494	69C	(374)	(439)**
750	173.	469	53C	539	63C	(438)	(516)**	406	59C	465	70C	(349)	(411)**
750	86.(1/6 NEUT)	418	54C	481	63C	(387)	(457)**	361	59C	414	70C	(308)	(363)**
750	43.(1/3 NEUT)	395	54C	452	64C	(366)	(429)**	341	59C	389	70C	(292)	(342)**
1000	OPEN	693	53C	783	63C	(651)	(753)**	599	59C	674	70C	(522)	(605)**
1000	388.	601	54C	686	64C	(555)	(650)**	518	59C	589	71C	(442)	(519)**
1000	259.	568	54C	651	64C	(522)	(614)**	489	60C	559	71C	(415)	(489)
1000	129.	501	55C	578	65C	(456)	(539)**	431	60C	495	71C	(362)	(428)
1000	65.(1/6 NEUT)	445	55C	513	65C	(403)	(476)**	382	60C	439	72C	(320)	(378)
1250	OPEN	771	54C	872	64C	(716)	(830)**	664	59C	749	71C	(573)	(666)**
1250	311.	641	55C	734	65C	(582)	(685)**	550	60C	628	72C	(463)	(545)
1250	207.	598	55C	688	65C	(540)	(638)**	513	60C	588	72C	(429)	(507)
1250	104.	521	56C	601	66C	(465)	(551)**	445	61C	513	72C	(369)	(437)
1250	52.(1/6 NEUT)	467	56C	537	66C	(416)	(491)**	399	61C	457	73C	(331)	(390)
1500	OPEN	837	55C	948	65C	(770)	(894)**	720	60C	812	71C	(616)	(716)
1500	259.	665	56C	765	66C	(596)	(703)**	569	61C	652	72C	(473)	(559)
1500	173.	615	56C	709	66C	(547)	(648)**	526	61C	604	73C	(434)	(514)
1500	86.	530	56C	613	67C	(468)	(555)**	452	61C	521	73C	(371)	(440)
1500	43.(1/6 NEUT)	483	57C	555	67C	(427)	(503)**	412	62C	472	74C	(339)	(400)
2000	OPEN	945	56C	1071	66C	(854)	(994)**	808	61C	913	72C	(682)	(795)
2000	194.	693	57C	800	68C	(607)	(720)**	590	62C	679	74C	(481)	(571)
2000	129.	632	57C	731	68C	(550)	(654)**	537	62C	620	74C	(436)	(518)
2000	65.	543	58C	628	68C	(471)	(559)**	461	62C	532	74C	(373)	(443)
2000	32.(1/6 NEUT)	516	58C	591	69C	(449)	(528)**	437	62C	500	75C	(358)	(421)

(*) CORRESPONDING EARTH INTERFACE TEMPERATURE – DEGREES C

** CONDUCTOR TEMPERATURE EXCEEDS 75C

CAUTION – THESE AMPACITIES APPLY ONLY TO THE PHASE SEQUENCE ARRANGEMENT OF FIGURE 10

WC 50-76
6470247 0007242 3

Copyright National Electrical Manufacturers Association
Provided by IHS under license with NEMA
No reproduction or networking permitted without license from IHS
Not for Resale

AMPACITY OF SINGLE CONDUCTOR SOLID DIELECTRIC POWER CABLE INSTALLED IN UNDERGROUND DUCTS

DOUBLE CIRCUIT
CONFIGURATION: SPACED (SEE FIGURE 10)

SOIL RESISTIVITY: 120 RHO

VOLTAGE: 15 KV
COPPER CONDUCTORS

EARTH AMBIENT TEMPERATURE: 25C

COND SIZE	SHIELD RESISTANCE MICROHMS/FT. 25C	75% LOAD FACTOR						100% LOAD FACTOR					
		MAXIMUM CONDUCTOR TEMPERATURE 75C		90C		MAXIMUM EARTH INTERFACE TEMPERATURE (50C)	(60C)	MAXIMUM CONDUCTOR TEMPERATURE 75C		90C		MAXIMUM EARTH INTERFACE TEMPERATURE (50C)	(60C)
		AMPS	(*)	AMPS	(*)	AMPS	AMPS	AMPS	(*)	AMPS	(*)	AMPS	AMPS
4/0	OPEN	277	52C	312	61C	(267)	(307)**	241	57C	271	68C	(214)	(248)**
4/0	918.	270	52C	305	61C	(260)	(300)**	235	57C	265	68C	(208)	(241)**
4/0	612.	267	52C	302	61C	(256)	(297)**	232	57C	262	68C	(205)	(238)**
4/0	306.(1/6 NEUT)	259	52C	293	61C	(247)	(287)**	225	58C	254	68C	(198)	(230)**
4/0	153.(1/3 NEUT)	246	52C	280	62C	(234)	(272)**	213	58C	242	69C	(187)	(218)**
350	OPEN	365	53C	411	63C	(343)	(396)**	315	59C	354	70C	(276)	(319)**
350	555.	345	54C	391	63C	(323)	(374)**	298	59C	336	70C	(258)	(300)**
350	370.	337	54C	382	63C	(314)	(365)**	290	59C	329	70C	(251)	(292)**
350	185.(1/6 NEUT)	316	54C	360	64C	(292)	(342)**	272	59C	309	70C	(233)	(273)**
350	92.(1/3 NEUT)	293	54C	334	64C	(269)	(315)**	252	60C	287	71C	(214)	(251)
500	OPEN	442	54C	498	64C	(410)	(473)**	381	60C	428	71C	(328)	(380)
500	388.	401	55C	455	65C	(366)	(427)**	344	60C	390	71C	(292)	(342)
500	259.	385	55C	438	65C	(350)	(410)**	330	60C	375	72C	(279)	(327)
500	129.(1/6 NEUT)	351	55C	401	66C	(317)	(372)**	300	61C	343	72C	(252)	(296)
500	65.(1/3 NEUT)	323	56C	369	66C	(290)	(341)**	276	61C	315	72C	(231)	(271)
750	OPEN	548	56C	618	66C	(498)	(576)**	469	61C	527	72C	(398)	(462)
750	259.	458	56C	523	67C	(407)	(478)**	391	61C	445	73C	(324)	(381)
750	173.	430	57C	493	67C	(380)	(448)**	366	62C	419	73C	(302)	(356)
750	86.(1/6 NEUT)	382	57C	439	68C	(336)	(396)**	325	62C	372	74C	(267)	(315)
750	43.(1/3 NEUT)	361	57C	413	68C	(318)	(373)**	307	62C	350	74C	(253)	(297)
1000	OPEN	634	57C	715	67C	(567)	(657)**	540	62C	608	73C	(454)	(527)
1000	388.	549	57C	626	68C	(482)	(565)**	466	62C	530	74C	(383)	(450)
1000	259.	519	58C	593	68C	(452)	(532)**	440	62C	502	74C	(360)	(424)
1000	129.	457	58C	526	69C	(395)	(467)**	387	63C	444	75C	(313)	(371)
1000	65.(1/6 NEUT)	406	58C	466	69C	(349)	(412)**	343	63C	393	75C	(277)	(328)
1250	OPEN	705	57C	795	68C	(624)	(724)**	598	62C	674	74C	(498)	(579)
1250	311.	584	58C	668	69C	(504)	(594)**	494	63C	564	75C	(401)	(472)
1250	207.	545	59C	626	70C	(468)	(553)**	461	63C	527	75C	(371)	(439)
1250	104.	473	59C	546	70C	(403)	(477)**	400	63C	459	76C	(319)	(379)
1250	52.(1/6 NEUT)	424	59C	487	71C	(361)	(426)**	358	64C	409	76C	(286)	(338)
1500	OPEN	764	58C	863	69C	(670)	(779)**	647	63C	729	75C	(535)	(623)
1500	259.	605	59C	694	70C	(516)	(610)**	511	63C	584	76C	(410)	(484)
1500	173.	559	59C	643	70C	(474)	(561)**	471	64C	541	76C	(376)	(445)
1500	86.	481	60C	555	71C	(405)	(480)	405	64C	466	76C	(321)	(381)
1500	43.(1/6 NEUT)	438	60C	503	71C	(370)	(436)	369	64C	422	77C	(294)	(347)
2000	OPEN	859	59C	972	70C	(743)	(865)**	725	63C	818	76C	(592)	(691)
2000	194.	628	60C	724	72C	(525)	(623)	528	64C	607	77C	(417)	(494)
2000	129.	573	60C	661	72C	(476)	(566)	480	65C	554	77C	(377)	(448)
2000	65.	492	61C	568	72C	(407)	(484)	412	65C	474	77C	(323)	(383)
2000	32.(1/6 NEUT)	466	61C	533	73C	(390)	(458)	391	65C	446	78C	(310)	(365)

(*) CORRESPONDING EARTH INTERFACE TEMPERATURE - DEGREES C

** CONDUCTOR TEMPERATURE EXCEEDS 75C

CAUTION - THESE AMPACITIES APPLY ONLY TO THE PHASE SEQUENCE ARRANGEMENT OF FIGURE 10

MC 50-76
6470247 0007743 5

Copyright National Electrical Manufacturers Association
Provided by IHS under license with NEMA
No reproduction or networking permitted without license from IHS
Not for Resale

AMPACITY OF SINGLE CONDUCTOR SOLID DIELECTRIC POWER CABLE INSTALLED IN UNDERGROUND DUCTS

DOUBLE CIRCUIT
CONFIGURATION: SPACED (SEE FIGURE 10)

VOLTAGE: 15 KV
ALUMINUM CONDUCTORS

SOIL RESISTIVITY: 90 RHO

EARTH AMBIENT TEMPERATURE: 25C

COND SIZE	SHIELD RESISTANCE MICROHMS/FT. 25C	75% LOAD FACTOR: MAXIMUM CONDUCTOR TEMPERATURE 75C AMPS	(*)	90C AMPS	(*)	MAXIMUM EARTH INTERFACE TEMPERATURE (50C) AMPS	(60C) AMPS	100% LOAD FACTOR: MAXIMUM CONDUCTOR TEMPERATURE 75C AMPS	(*)	90C AMPS	(*)	MAXIMUM EARTH INTERFACE TEMPERATURE (50C) AMPS	(60C) AMPS
4/0	OPEN	232	48C	262	56C	(238)**	(262)**	205	54C	231	64C	(192)	(221)**
4/0	1505.	230	48C	260	56C	(236)**	(260)**	204	54C	229	64C	(190)	(219)**
4/0	1003.	229	48C	259	56C	(235)**	(259)**	203	54C	228	64C	(189)	(218)**
4/0	502.(1/6 NEUT)	227	48C	256	56C	(231)**	(256)**	200	54C	226	64C	(186)	(215)**
4/0	251.(1/3 NEUT)	221	49C	251	57C	(226)**	(251)**	196	54C	221	64C	(181)	(210)**
350	OPEN	308	50C	347	58C	(307)	(347)**	270	55C	304	65C	(247)	(285)**
350	910.	302	50C	341	58C	(300)	(341)**	265	55C	298	66C	(241)	(279)**
350	607.	299	50C	338	58C	(297)	(338)**	262	56C	296	66C	(238)	(276)**
350	303.(1/6 NEUT)	291	50C	329	59C	(288)	(329)**	255	56C	288	66C	(231)	(268)**
350	152.(1/3 NEUT)	278	50C	316	59C	(274)	(316)**	243	56C	276	66C	(219)	(255)**
500	OPEN	376	51C	424	60C	(368)	(423)**	328	56C	369	67C	(296)	(341)**
500	637.	362	51C	409	60C	(352)	(407)**	316	57C	356	67C	(283)	(328)**
500	425.	355	51C	403	60C	(345)	(400)**	310	57C	350	67C	(277)	(322)**
500	212.(1/6 NEUT)	339	51C	385	60C	(328)	(381)**	295	57C	335	67C	(262)	(306)**
500	106.(1/3 NEUT)	317	52C	362	61C	(305)	(356)**	276	57C	314	68C	(243)	(285)**
750	OPEN	470	52C	530	61C	(450)	(519)**	408	58C	459	68C	(361)	(418)**
750	425.	436	53C	495	62C	(414)	(481)**	378	58C	428	69C	(331)	(386)**
750	283.	423	53C	481	62C	(400)	(466)**	366	58C	415	69C	(319)	(373)**
750	142.(1/6 NEUT)	391	53C	447	63C	(367)	(430)**	339	58C	386	69C	(293)	(343)**
750	71.(1/3 NEUT)	360	53C	412	63C	(336)	(394)**	311	59C	355	70C	(268)	(314)**
1000	OPEN	550	53C	621	63C	(518)	(598)**	476	59C	535	70C	(416)	(481)**
1000	637.	519	54C	588	63C	(484)	(563)**	448	59C	506	70C	(387)	(451)**
1000	425.	505	54C	574	63C	(470)	(547)**	436	59C	493	70C	(376)	(438)**
1000	212.	471	54C	538	64C	(435)	(509)**	406	59C	462	71C	(347)	(407)**
1000	106.(1/6 NEUT)	428	55C	490	64C	(391)	(460)**	368	60C	420	71C	(311)	(367)
1250	OPEN	619	54C	698	64C	(576)	(665)**	533	59C	600	71C	(461)	(535)**
1250	509.	570	55C	647	64C	(525)	(611)**	490	60C	555	71C	(419)	(489)
1250	340.	550	55C	626	65C	(504)	(589)**	473	60C	537	71C	(402)	(471)
1250	170.	504	55C	576	65C	(457)	(537)**	432	60C	493	72C	(364)	(428)
1250	85.(1/6 NEUT)	451	56C	518	66C	(406)	(478)**	386	61C	442	72C	(323)	(381)
1500	OPEN	680	55C	767	65C	(626)	(724)**	584	60C	657	71C	(501)	(581)
1500	425.	611	55C	695	65C	(555)	(648)**	524	60C	594	72C	(442)	(518)
1500	283.	584	55C	667	66C	(528)	(619)**	500	61C	569	72C	(420)	(494)
1500	142.	526	56C	603	66C	(471)	(555)**	450	61C	514	73C	(374)	(441)
1500	71.(1/6 NEUT)	468	56C	537	67C	(416)	(490)**	399	61C	457	73C	(330)	(390)
2000	OPEN	781	56C	882	66C	(708)	(821)**	668	61C	753	72C	(566)	(658)
2000	318.	669	56C	764	67C	(595)	(698)**	570	61C	650	73C	(473)	(556)
2000	212.	630	57C	722	67C	(557)	(656)**	537	62C	613	73C	(442)	(522)
2000	106.	553	57C	637	68C	(485)	(574)**	471	62C	540	74C	(384)	(455)
2000	53.(1/6 NEUT)	493	57C	567	68C	(430)	(508)**	419	62C	480	74C	(342)	(404)

(*) CORRESPONDING EARTH INTERFACE TEMPERATURE - DEGREES C

** CONDUCTOR TEMPERATURE EXCEEDS 75C

CAUTION - THESE AMPACITIES APPLY ONLY TO THE PHASE SEQUENCE ARRANGEMENT OF FIGURE 10

WC 50-76 6472047 0007744 7

Copyright National Electrical Manufacturers Association
Provided by IHS under license with NEMA
No reproduction or networking permitted without license from IHS
Not for Resale

DOUBLE CIRCUIT
CONFIGURATION: SPACED (SEE FIGURE 10)

VOLTAGE: 15 KV
ALUMINUM CONDUCTORS

SOIL RESISTIVITY: 120 RHO

EARTH AMBIENT TEMPERATURE: 25C

COND SIZE	SHIELD RESISTANCE MICROHMS/FT. 25C	75% LOAD FACTOR						100% LOAD FACTOR					
		MAXIMUM CONDUCTOR TEMPERATURE				MAXIMUM EARTH INTERFACE TEMPERATURE		MAXIMUM CONDUCTOR TEMPERATURE				MAXIMUM EARTH INTERFACE TEMPERATURE	
		75C		90C		(50C)	(60C)	75C		90C		(50C)	(60C)
		AMPS	(*)	AMPS	(*)	AMPS	AMPS	AMPS	(*)	AMPS	(*)	AMPS	AMPS
4/0	OPEN	216	52C	243	61C	(208)	(240)**	188	57C	211	68C	(167)	(193)**
4/0	1505.	214	52C	241	61C	(206)	(237)**	186	57C	209	68C	(165)	(191)**
4/0	1003.	213	52C	240	61C	(205)	(236)**	185	57C	208	68C	(164)	(190)**
4/0	502.(1/6 NEUT)	210	52C	237	61C	(202)	(233)**	183	57C	206	68C	(162)	(188)**
4/0	251.(1/3 NEUT)	206	52C	233	61C	(197)	(228)**	179	58C	201	68C	(158)	(183)**
350	OPEN	285	53C	321	63C	(268)	(309)**	246	59C	276	70C	(215)	(249)**
350	910.	279	53C	315	63C	(262)	(303)**	241	59C	271	70C	(210)	(243)**
350	607.	276	53C	312	63C	(259)	(300)**	239	59C	269	70C	(207)	(241)**
350	303.(1/6 NEUT)	269	54C	304	63C	(251)	(291)**	232	59C	262	70C	(201)	(233)**
350	152.(1/3 NEUT)	257	54C	291	64C	(238)	(277)**	221	59C	250	70C	(190)	(222)**
500	OPEN	346	54C	390	64C	(321)	(370)**	298	60C	335	71C	(257)	(298)
500	637.	333	55C	376	64C	(307)	(356)**	286	60C	323	71C	(246)	(285)
500	425.	327	55C	370	65C	(301)	(349)**	281	60C	317	71C	(241)	(280)
500	212.(1/6 NEUT)	312	55C	354	65C	(285)	(332)**	268	60C	303	71C	(228)	(266)
500	106.(1/3 NEUT)	292	55C	332	65C	(265)	(310)**	250	60C	284	72C	(211)	(247)
750	OPEN	432	56C	486	66C	(393)	(454)**	369	61C	415	72C	(315)	(364)
750	425.	400	56C	454	66C	(360)	(420)**	342	61C	386	73C	(288)	(336)
750	283.	388	56C	440	67C	(348)	(406)**	331	61C	375	73C	(277)	(324)
750	142.(1/6 NEUT)	359	57C	409	67C	(319)	(374)**	306	61C	348	73C	(254)	(298)
750	71.(1/3 NEUT)	330	57C	377	67C	(292)	(342)**	281	62C	320	74C	(232)	(273)
1000	OPEN	504	57C	567	67C	(452)	(522)**	429	62C	482	73C	(362)	(419)
1000	637.	475	57C	537	68C	(422)	(490)**	404	62C	456	74C	(337)	(392)
1000	425.	462	57C	524	68C	(409)	(477)**	393	62C	444	74C	(326)	(381)
1000	212.	431	57C	490	68C	(378)	(443)**	366	62C	415	74C	(301)	(353)
1000	106.(1/6 NEUT)	390	58C	446	69C	(339)	(399)**	331	63C	377	75C	(270)	(318)
1250	OPEN	566	57C	637	68C	(502)	(581)**	480	62C	539	74C	(401)	(465)
1250	509.	521	58C	590	69C	(456)	(532)**	441	63C	499	75C	(364)	(425)
1250	340.	502	58C	570	69C	(438)	(512)**	425	63C	482	75C	(349)	(409)
1250	170.	459	58C	524	69C	(396)	(466)**	388	63C	442	75C	(315)	(371)
1250	85.(1/6 NEUT)	410	59C	470	70C	(352)	(415)**	347	63C	396	76C	(279)	(330)
1500	OPEN	620	58C	698	69C	(545)	(632)**	525	63C	590	75C	(436)	(506)
1500	425.	556	59C	632	70C	(482)	(564)**	470	63C	533	75C	(384)	(450)
1500	283.	532	59C	606	70C	(458)	(538)**	449	63C	510	75C	(365)	(428)
1500	142.	478	59C	548	70C	(408)	(481)**	403	64C	461	76C	(324)	(382)
1500	71.(1/6 NEUT)	425	59C	487	71C	(360)	(425)**	358	64C	409	76C	(286)	(338)
2000	OPEN	711	59C	801	70C	(616)	(716)**	600	63C	674	76C	(492)	(572)
2000	318.	607	60C	692	71C	(516)	(606)	511	64C	581	76C	(410)	(482)
2000	212.	571	60C	654	71C	(482)	(569)	480	64C	548	77C	(383)	(452)
2000	106.	501	60C	577	72C	(419)	(497)	421	64C	483	77C	(333)	(394)
2000	53.(1/6 NEUT)	446	60C	512	72C	(373)	(440)	374	65C	428	77C	(296)	(350)

(*) CORRESPONDING EARTH INTERFACE TEMPERATURE - DEGREES C

** CONDUCTOR TEMPERATURE EXCEEDS 75C

CAUTION - THESE AMPACITIES APPLY ONLY TO THE PHASE SEQUENCE ARRANGEMENT OF FIGURE 10

WC 50-76
6470247 0007245 9

Copyright National Electrical Manufacturers Association
Provided by IHS under license with NEMA
No reproduction or networking permitted without license from IHS
Not for Resale

AMPACITY OF SINGLE CONDUCTOR SOLID DIELECTRIC POWER CABLE INSTALLED IN UNDERGROUND DUCTS

DOUBLE CIRCUIT
CONFIGURATION: SPACED (SEE FIGURE 10)

VOLTAGE: 35 KV
COPPER CONDUCTORS

SOIL RESISTIVITY: 90 RHO

EARTH AMBIENT TEMPERATURE: 25C

COND SIZE	SHIELD RESISTANCE MICROHMS/FT. 25C	75% LOAD FACTOR: MAXIMUM CONDUCTOR TEMPERATURE 75C AMPS	(*)	90C AMPS	(*)	MAXIMUM EARTH INTERFACE TEMPERATURE (50C) AMPS	(60C) AMPS	100% LOAD FACTOR: MAXIMUM CONDUCTOR TEMPERATURE 75C AMPS	(*)	90C AMPS	(*)	MAXIMUM EARTH INTERFACE TEMPERATURE (50C) AMPS	(60C) AMPS
4/0	OPEN	298	48C	336	56C	(305)**	(336)**	264	54C	296	63C	(246)	(284)**
4/0	918.	293	48C	331	56C	(299)**	(331)**	259	54C	292	64C	(241)	(278)**
4/0	612.	291	49C	328	56C	(296)**	(328)**	257	54C	289	64C	(238)	(276)**
4/0	306.(1/6 NEUT)	284	49C	322	57C	(288)**	(322)**	251	54C	283	64C	(231)	(268)**
4/0	153.(1/3 NEUT)	274	49C	310	57C	(275)**	(310)**	241	55C	273	65C	(220)	(257)**
350	OPEN	394	50C	444	58C	(393)	(444)**	346	55C	389	65C	(316)	(365)**
350	555.	378	50C	427	58C	(374)	(427)**	331	56C	374	66C	(300)	(348)**
350	370.	371	50C	420	59C	(366)	(420)**	325	56C	367	66C	(293)	(341)**
350	185.(1/6 NEUT)	353	51C	401	59C	(345)	(401)**	308	56C	350	67C	(276)	(322)**
350	92.(1/3 NEUT)	330	51C	376	60C	(319)	(373)**	287	57C	327	67C	(255)	(298)**
500	OPEN	478	51C	539	59C	(469)	(539)**	418	56C	470	66C	(377)	(436)**
500	388.	444	51C	503	60C	(429)	(499)**	387	57C	438	67C	(344)	(400)**
500	259.	430	52C	489	61C	(414)	(482)**	374	57C	424	68C	(330)	(386)**
500	129.(1/6 NEUT)	398	52C	455	61C	(379)	(444)**	346	58C	394	68C	(302)	(354)**
500	65.(1/3 NEUT)	368	53C	421	62C	(347)	(407)**	319	58C	364	69C	(276)	(324)**
750	OPEN	594	52C	669	61C	(570)	(658)**	516	57C	580	68C	(458)	(530)**
750	259.	516	53C	588	62C	(484)	(567)**	447	59C	508	69C	(386)	(453)**
750	173.	490	54C	560	63C	(456)	(535)**	423	59C	482	70C	(363)	(427)**
750	86.(1/6 NEUT)	440	54C	505	64C	(405)	(477)**	379	59C	434	71C	(322)	(380)**
750	43.(1/3 NEUT)	413	55C	471	64C	(378)	(443)**	355	60C	404	71C	(301)	(353)
1000	OPEN	689	53C	777	62C	(650)	(752)**	596	58C	671	69C	(521)	(605)**
1000	388.	613	54C	698	64C	(568)	(664)**	528	59C	600	70C	(452)	(530)**
1000	259.	584	54C	668	64C	(537)	(631)**	503	60C	573	71C	(428)	(503)
1000	129.	524	55C	601	65C	(475)	(560)**	449	60C	515	71C	(377)	(445)
1000	65.(1/6 NEUT)	467	56C	536	66C	(419)	(495)**	399	61C	458	72C	(333)	(393)
1250	OPEN	766	54C	865	63C	(715)	(829)**	661	59C	745	70C	(573)	(665)**
1250	311.	657	55C	750	65C	(598)	(702)**	564	60C	642	71C	(476)	(559)
1250	207.	619	55C	709	65C	(559)	(659)**	530	60C	606	72C	(444)	(524)
1250	104.	545	56C	627	66C	(485)	(574)**	466	61C	535	73C	(385)	(456)
1250	52.(1/6 NEUT)	488	57C	560	67C	(431)	(509)**	416	61C	476	73C	(342)	(405)
1500	OPEN	832	54C	940	64C	(769)	(893)**	716	60C	807	71C	(615)	(716)
1500	259.	685	56C	785	66C	(614)	(724)**	586	61C	670	72C	(488)	(576)
1500	173.	639	56C	735	66C	(568)	(672)**	546	61C	626	73C	(451)	(534)
1500	86.	556	57C	641	67C	(488)	(579)**	473	62C	545	73C	(387)	(459)
1500	43.(1/6 NEUT)	503	57C	578	68C	(441)	(520)**	428	62C	490	74C	(350)	(413)
2000	OPEN	937	55C	1061	65C	(853)	(993)**	803	60C	908	72C	(682)	(795)
2000	194.	719	57C	827	68C	(629)	(746)**	611	62C	702	74C	(499)	(592)
2000	129.	660	57C	762	68C	(574)	(681)**	561	62C	646	74C	(455)	(540)
2000	65.	570	58C	658	69C	(491)	(583)**	483	63C	556	75C	(389)	(462)
2000	32.(1/6 NEUT)	533	58C	611	69C	(461)	(543)**	451	63C	516	75C	(367)	(432)

(*) CORRESPONDING EARTH INTERFACE TEMPERATURE - DEGREES C

** CONDUCTOR TEMPERATURE EXCEEDS 75C

CAUTION - THESE AMPACITIES APPLY ONLY TO THE PHASE SEQUENCE ARRANGEMENT OF FIGURE 10

WC 50-76
6470247 0007746 0

Copyright National Electrical Manufacturers Association
Provided by IHS under license with NEMA
No reproduction or networking permitted without license from IHS
Not for Resale

DOUBLE CIRCUIT
CONFIGURATION: SPACED (SEE FIGURE 10)

VOLTAGE: 35 KV
COPPER CONDUCTORS

SOIL RESISTIVITY: 120 RHO

EARTH AMBIENT TEMPERATURE: 25C

COND SIZE	SHIELD RESISTANCE MICROHMS/FT 25C	75% LOAD FACTOR: MAXIMUM CONDUCTOR TEMPERATURE 75C AMPS	(*)	90C AMPS	(*)	MAXIMUM EARTH INTERFACE TEMPERATURE (50C) AMPS	(60C) AMPS	100% LOAD FACTOR: MAXIMUM CONDUCTOR TEMPERATURE 75C AMPS	(*)	90C AMPS	(*)	MAXIMUM EARTH INTERFACE TEMPERATURE (50C) AMPS	(60C) AMPS
4/0	OPEN	277	52C	312	61C	(267)	(307)**	241	57C	270	68C	(214)	(248)**
4/0	918.	272	52C	307	61C	(261)	(302)**	237	58C	266	68C	(210)	(243)**
4/0	612.	270	52C	304	61C	(259)	(299)**	235	58C	264	68C	(207)	(240)**
4/0	306.(1/6 NEUT)	264	52C	298	61C	(251)	(291)**	229	58C	258	68C	(201)	(234)**
4/0	153.(1/3 NEUT)	253	53C	287	62C	(240)	(279)**	220	58C	248	69C	(192)	(223)**
350	OPEN	364	53C	410	63C	(343)	(396)**	315	59C	354	69C	(276)	(319)**
350	555.	349	54C	394	63C	(326)	(378)**	301	59C	339	70C	(261)	(303)**
350	370.	342	54C	387	63C	(319)	(370)**	295	59C	333	70C	(255)	(297)**
350	185.(1/6 NEUT)	325	54C	369	64C	(300)	(350)**	280	60C	317	71C	(239)	(280)
350	92.(1/3 NEUT)	304	55C	346	65C	(277)	(325)**	261	60C	296	71C	(221)	(259)
500	OPEN	441	54C	496	64C	(410)	(473)**	380	59C	426	71C	(328)	(380)**
500	388.	409	55C	463	65C	(374)	(435)**	351	60C	396	71C	(299)	(348)
500	259.	396	55C	449	65C	(360)	(420)**	339	60C	384	72C	(287)	(336)
500	129.(1/6 NEUT)	366	56C	417	66C	(329)	(386)**	313	61C	356	72C	(262)	(307)
500	65.(1/3 NEUT)	338	56C	385	67C	(301)	(353)**	288	61C	328	73C	(239)	(281)
750	OPEN	546	55C	614	65C	(497)	(575)**	467	61C	525	72C	(398)	(462)
750	259.	473	57C	538	67C	(420)	(493)**	403	61C	458	73C	(335)	(393)
750	173.	448	57C	511	67C	(395)	(465)**	381	62C	434	74C	(314)	(370)
750	86.(1/6 NEUT)	402	58C	461	68C	(351)	(414)**	341	62C	390	74C	(279)	(329)
750	43.(1/3 NEUT)	376	58C	429	69C	(328)	(385)**	319	63C	363	75C	(261)	(306)
1000	OPEN	631	56C	711	67C	(567)	(657)**	538	61C	605	73C	(453)	(526)
1000	388.	560	57C	637	68C	(493)	(577)**	476	62C	540	74C	(392)	(460)
1000	259.	534	58C	609	68C	(466)	(548)**	453	62C	515	74C	(371)	(436)
1000	129.	477	58C	547	69C	(411)	(486)**	404	63C	462	75C	(326)	(386)
1000	65.(1/6 NEUT)	425	59C	487	70C	(363)	(429)**	358	63C	410	76C	(288)	(340)
1250	OPEN	701	57C	790	68C	(623)	(723)**	596	62C	670	74C	(498)	(579)
1250	311.	599	58C	683	69C	(518)	(609)**	507	63C	577	75C	(412)	(485)
1250	207.	564	59C	645	69C	(484)	(571)**	476	63C	544	75C	(384)	(454)
1250	104.	495	59C	569	70C	(420)	(497)**	417	64C	479	76C	(333)	(395)
1250	52.(1/6 NEUT)	442	60C	508	71C	(373)	(441)	372	64C	426	76C	(297)	(350)
1500	OPEN	760	58C	857	68C	(669)	(778)**	644	62C	726	74C	(535)	(622)
1500	259.	623	59C	713	70C	(532)	(628)**	526	63C	600	76C	(423)	(499)
1500	173.	581	59C	666	70C	(492)	(582)**	489	64C	560	76C	(390)	(462)
1500	86.	504	60C	581	71C	(422)	(501)	424	64C	487	77C	(335)	(397)
1500	43.(1/6 NEUT)	456	60C	523	72C	(382)	(451)	382	65C	437	77C	(303)	(358)
2000	OPEN	854	59C	965	69C	(742)	(864)**	722	63C	814	75C	(592)	(691)
2000	194.	651	60C	749	71C	(545)	(646)	547	64C	627	77C	(432)	(512)
2000	129.	598	60C	689	72C	(496)	(589)	501	65C	577	77C	(393)	(467)
2000	65.	515	61C	594	73C	(424)	(504)	431	65C	496	78C	(337)	(400)
2000	32.(1/6 NEUT)	482	61C	551	73C	(400)	(471)	403	65C	459	78C	(318)	(374)

(*) CORRESPONDING EARTH INTERFACE TEMPERATURE - DEGREES C

** CONDUCTOR TEMPERATURE EXCEEDS 75C

CAUTION - THESE AMPACITIES APPLY ONLY TO THE PHASE SEQUENCE ARRANGEMENT OF FIGURE 10

WC 50-76
6470247 0007247 2

Copyright National Electrical Manufacturers Association
Provided by IHS under license with NEMA
No reproduction or networking permitted without license from IHS
Not for Resale

AMPACITY OF SINGLE CONDUCTOR SOLID DIELECTRIC POWER CABLE INSTALLED IN UNDERGROUND DUCTS

DOUBLE CIRCUIT
CONFIGURATION: SPACED (SEE FIGURE 10)

VOLTAGE: 35 KV
ALUMINUM CONDUCTORS

SOIL RESISTIVITY: 90 RHO

EARTH AMBIENT TEMPERATURE: 25C

COND SIZE	SHIELD RESISTANCE MICROHMS/FT. 25C	75% LOAD FACTOR: MAXIMUM CONDUCTOR TEMPERATURE 75C AMPS	(*)	90C AMPS	(*)	MAXIMUM EARTH INTERFACE TEMPERATURE (50C) AMPS	(60C) AMPS	100% LOAD FACTOR: MAXIMUM CONDUCTOR TEMPERATURE 75C AMPS	(*)	90C AMPS	(*)	MAXIMUM EARTH INTERFACE TEMPERATURE (50C) AMPS	(60C) AMPS
4/0	OPEN	232	48C	262	56C	(238)**	(262)**	206	54C	231	63C	(192)	(221)**
4/0	1505.	231	48C	260	56C	(236)**	(260)**	204	54C	229	64C	(190)	(219)**
4/0	1003.	230	48C	259	56C	(235)**	(259)**	204	54C	229	64C	(189)	(219)**
4/0	502.(1/6 NEUT)	228	48C	257	56C	(233)**	(257)**	202	54C	227	64C	(187)	(216)**
4/0	251.(1/3 NEUT)	224	49C	254	57C	(228)**	(254)**	198	54C	223	64C	(183)	(212)**
350	OPEN	307	50C	346	58C	(307)	(346)**	270	55C	303	65C	(247)	(285)**
350	910.	303	50C	341	58C	(301)	(341)**	266	55C	299	65C	(242)	(280)**
350	607.	300	50C	339	58C	(298)	(339)**	264	56C	297	66C	(240)	(278)**
350	303.(1/6 NEUT)	294	50C	332	58C	(291)	(332)**	258	56C	291	66C	(234)	(271)**
350	152.(1/3 NEUT)	284	50C	321	59C	(279)	(321)**	248	56C	281	66C	(223)	(260)**
500	OPEN	374	51C	421	59C	(367)	(421)**	327	56C	368	66C	(295)	(341)**
500	637.	364	51C	410	60C	(355)	(410)**	318	57C	358	67C	(285)	(330)**
500	425.	359	51C	405	60C	(349)	(404)**	313	57C	353	67C	(280)	(325)**
500	212.(1/6 NEUT)	346	51C	392	60C	(334)	(388)**	301	57C	341	67C	(268)	(312)**
500	106.(1/3 NEUT)	327	52C	372	61C	(313)	(365)**	285	57C	323	68C	(250)	(293)**
750	OPEN	468	52C	526	61C	(450)	(518)**	407	57C	457	68C	(361)	(418)**
750	425.	442	52C	500	62C	(420)	(487)**	383	58C	432	69C	(336)	(391)**
750	283.	431	53C	488	62C	(408)	(474)**	373	58C	422	69C	(326)	(380)**
750	142.(1/6 NEUT)	404	53C	460	63C	(379)	(443)**	349	59C	397	69C	(302)	(354)**
750	71.(1/3 NEUT)	374	54C	427	63C	(347)	(407)**	323	59C	367	70C	(277)	(325)**
1000	OPEN	547	53C	616	62C	(518)	(597)**	474	58C	532	69C	(415)	(481)**
1000	637.	522	53C	590	63C	(489)	(568)**	451	59C	508	70C	(391)	(455)**
1000	425.	511	54C	578	63C	(477)	(554)**	441	59C	498	70C	(381)	(444)**
1000	212.	482	54C	548	64C	(446)	(521)**	415	59C	471	70C	(355)	(416)**
1000	106.(1/6 NEUT)	442	55C	505	64C	(404)	(475)**	380	60C	433	71C	(322)	(378)
1250	OPEN	615	54C	692	63C	(575)	(664)**	531	59C	596	70C	(461)	(534)**
1250	509.	575	54C	651	64C	(532)	(618)**	495	60C	559	71C	(425)	(495)
1250	340.	558	55C	634	64C	(513)	(599)**	480	60C	544	71C	(410)	(479)
1250	170.	518	55C	590	65C	(470)	(552)**	444	60C	505	72C	(374)	(440)
1250	85.(1/6 NEUT)	468	56C	536	66C	(420)	(495)**	400	61C	457	72C	(334)	(394)
1500	OPEN	675	54C	760	64C	(625)	(723)**	581	60C	653	71C	(501)	(581)
1500	425.	618	55C	701	65C	(564)	(658)**	530	60C	600	71C	(450)	(526)
1500	283.	595	55C	677	65C	(540)	(632)**	510	60C	579	72C	(430)	(504)
1500	142.	543	56C	621	66C	(486)	(572)**	464	61C	529	72C	(386)	(455)
1500	71.(1/6 NEUT)	486	57C	557	67C	(430)	(508)**	414	61C	474	73C	(342)	(404)
2000	OPEN	775	55C	875	65C	(707)	(820)**	665	60C	748	72C	(566)	(657)
2000	318.	681	56C	775	66C	(608)	(713)**	581	61C	660	73C	(484)	(568)
2000	212.	646	57C	738	67C	(572)	(674)**	551	61C	628	73C	(455)	(536)
2000	106.	574	57C	660	68C	(502)	(594)**	488	62C	560	74C	(399)	(472)
2000	53.(1/6 NEUT)	512	58C	588	68C	(445)	(526)**	434	62C	498	74C	(353)	(418)

(*) CORRESPONDING EARTH INTERFACE TEMPERATURE – DEGREES C

** CONDUCTOR TEMPERATURE EXCEEDS 75C

CAUTION – THESE AMPACITIES APPLY ONLY TO THE PHASE SEQUENCE ARRANGEMENT OF FIGURE 10

WC 50-76
6470247 0007748 4

Copyright National Electrical Manufacturers Association
Provided by IHS under license with NEMA
No reproduction or networking permitted without license from IHS
Not for Resale

AMPACITY OF SINGLE CONDUCTOR SOLID DIELECTRIC POWER CABLE INSTALLED IN UNDERGROUND DUCTS

DOUBLE CIRCUIT
CONFIGURATION: SPACED (SEE FIGURE 10)

VOLTAGE: 35 KV
ALUMINUM CONDUCTORS

SOIL RESISTIVITY: 120 RHO

EARTH AMBIENT TEMPERATURE: 25C

COND SIZE	SHIELD RESISTANCE MICROHMS/FT. 25C	75% LOAD FACTOR						100% LOAD FACTOR					
		MAXIMUM CONDUCTOR TEMPERATURE 75C		90C		MAXIMUM EARTH INTERFACE TEMPERATURE (50C)	(60C)	MAXIMUM CONDUCTOR TEMPERATURE 75C		90C		MAXIMUM EARTH INTERFACE TEMPERATURE (50C)	(60C)
		AMPS	(*)	AMPS	(*)	AMPS	AMPS	AMPS	(*)	AMPS	(*)	AMPS	AMPS
4/0	OPEN	216	52C	243	61C	(208)	(239)**	188	57C	211	68C	(167)	(193)**
4/0	1505.	215	52C	241	61C	(206)	(238)**	187	57C	209	68C	(166)	(192)**
4/0	1003.	214	52C	241	61C	(206)	(237)**	186	57C	209	68C	(165)	(191)**
4/0	502.(1/6 NEUT)	212	52C	239	61C	(203)	(235)**	184	58C	207	68C	(163)	(189)**
4/0	251.(1/3 NEUT)	208	52C	235	61C	(199)	(230)**	181	58C	204	68C	(160)	(185)**
350	OPEN	285	53C	320	63C	(268)	(309)**	246	59C	276	69C	(215)	(249)**
350	910.	280	53C	315	63C	(263)	(304)**	242	59C	272	70C	(211)	(244)**
350	607.	278	53C	313	63C	(261)	(301)**	240	59C	270	70C	(209)	(242)**
350	303.(1/6 NEUT)	272	54C	307	63C	(254)	(294)**	234	59C	264	70C	(203)	(236)**
350	152.(1/3 NEUT)	262	54C	296	64C	(243)	(282)**	225	59C	255	70C	(194)	(226)**
500	OPEN	345	54C	388	64C	(321)	(370)**	297	59C	333	71C	(257)	(298)**
500	637.	335	54C	378	64C	(310)	(358)**	288	60C	324	71C	(248)	(288)
500	425.	331	55C	373	64C	(305)	(353)**	284	60C	320	71C	(244)	(283)
500	212.(1/6 NEUT)	318	55C	360	65C	(291)	(339)**	273	60C	308	71C	(232)	(271)
500	106.(1/3 NEUT)	301	55C	341	65C	(272)	(318)**	258	61C	292	72C	(217)	(254)
750	OPEN	430	55C	483	65C	(392)	(453)**	368	60C	413	72C	(314)	(364)
750	425.	405	56C	458	66C	(366)	(425)**	346	61C	390	72C	(292)	(340)
750	283.	395	56C	447	66C	(355)	(413)**	337	61C	381	73C	(283)	(330)
750	142.(1/6 NEUT)	370	57C	420	67C	(329)	(385)**	315	62C	357	73C	(262)	(307)
750	71.(1/3 NEUT)	342	57C	390	68C	(302)	(354)**	291	62C	331	74C	(240)	(282)
1000	OPEN	502	56C	564	67C	(451)	(522)**	428	61C	480	73C	(361)	(419)
1000	637.	478	57C	539	67C	(426)	(495)**	407	62C	458	73C	(340)	(396)
1000	425.	467	57C	528	67C	(415)	(483)**	397	62C	448	74C	(331)	(386)
1000	212.	440	57C	500	68C	(387)	(453)**	374	62C	424	74C	(308)	(361)
1000	106.(1/6 NEUT)	403	58C	460	69C	(350)	(412)**	342	63C	389	75C	(279)	(328)
1250	OPEN	563	57C	633	68C	(501)	(580)**	478	62C	537	74C	(401)	(465)
1250	509.	525	58C	594	68C	(462)	(539)**	446	62C	503	74C	(369)	(430)
1250	340.	510	58C	578	69C	(446)	(521)**	432	63C	489	74C	(355)	(416)
1250	170.	472	58C	537	69C	(408)	(479)**	399	63C	454	75C	(325)	(382)
1250	85.(1/6 NEUT)	426	59C	487	70C	(364)	(429)**	359	63C	410	76C	(289)	(341)
1500	OPEN	616	58C	693	68C	(545)	(631)**	523	62C	587	74C	(435)	(505)
1500	425.	563	58C	638	69C	(490)	(572)**	477	63C	539	75C	(390)	(457)
1500	283.	542	59C	616	69C	(468)	(549)**	458	63C	519	75C	(373)	(438)
1500	142.	493	59C	564	70C	(421)	(496)**	416	64C	474	76C	(335)	(395)
1500	71.(1/6 NEUT)	441	60C	505	71C	(373)	(440)	371	64C	424	76C	(296)	(350)
2000	OPEN	706	59C	795	69C	(616)	(715)**	597	63C	671	75C	(492)	(572)
2000	318.	618	59C	703	71C	(527)	(619)**	521	64C	591	76C	(419)	(493)
2000	212.	586	60C	669	71C	(496)	(584)	493	64C	562	76C	(394)	(465)
2000	106.	520	60C	597	72C	(435)	(515)	437	64C	500	77C	(345)	(409)
2000	53.(1/6 NEUT)	463	61C	531	72C	(385)	(455)	388	65C	444	78C	(306)	(362)

(*) CORRESPONDING EARTH INTERFACE TEMPERATURE - DEGREES C

** CONDUCTOR TEMPERATURE EXCEEDS 75C

CAUTION - THESE AMPACITIES APPLY ONLY TO THE PHASE SEQUENCE ARRANGEMENT OF FIGURE 10

WC 50-76
6470247 0007749 6

Copyright National Electrical Manufacturers Association
Provided by IHS under license with NEMA
No reproduction or networking permitted without license from IHS
Not for Resale

AMPACITY OF SINGLE CONDUCTOR SOLID DIELECTRIC POWER CABLE
INSTALLED DIRECT BURIED

SINGLE CIRCUIT
CONFIGURATION: TRIPLEXED (SEE FIGURE 1)

VOLTAGE: 69 KV
COPPER CONDUCTORS

SOIL RESISTIVITY: 60 RHO

EARTH AMBIENT TEMPERATURE: 25C

		75% LOAD FACTOR				100% LOAD FACTOR								
	RS MICROHMS PER	MAXIMUM CONDUCTOR TEMPERATURE 90C		MAXIMUM EARTH INTERFACE TEMPERATURE (50C)	MAXIMUM EARTH INTERFACE TEMPERATURE (60C)	MAXIMUM CONDUCTOR TEMPERATURE 90C		MAXIMUM EARTH INTERFACE TEMPERATURE (50C)	MAXIMUM EARTH INTERFACE TEMPERATURE (60C)		DIELECTRIC CORRECTION FACTOR 75% LF		DIELECTRIC CORRECTION FACTOR 100% LF	
COND SIZE	FOOT 25C	AMPS	(*)	AMPS	AMPS	AMPS	(*)	AMPS	AMPS	DELTA TD	50C	60C	50C	60C
350	234.	589	57C	(525)	(589)	533	63C	(442)	(511)	1.13	.005	.005	.004	.004
350	156.	586	58C	(521)	(586)	530	63C	(438)	(507)	1.13	.005	.005	.004	.004
350	117.	584	58C	(517)	(584)	528	64C	(435)	(503)	1.13	.005	.005	.004	.004
350	78.	579	58C	(509)	(579)	523	64C	(428)	(496)	1.13	.005	.005	.004	.003
500	234.	718	59C	(627)	(718)	646	65C	(526)	(609)	1.22	.009	.008	.006	.006
500	156.	714	59C	(620)	(714)	642	65C	(520)	(603)	1.22	.008	.008	.006	.006
500	117.	710	59C	(614)	(710)	637	65C	(514)	(597)	1.22	.008	.008	.006	.005
500	78.	702	60C	(601)	(696)	629	66C	(503)	(585)	1.22	.008	.008	.005	.005
750	234.	890	60C	(762)	(882)	795	66C	(635)	(738)	1.33	.014	.013	.010	.009
750	156.	881	61C	(750)	(869)	786	66C	(623)	(726)	1.33	.013	.013	.009	.009
750	117.	873	61C	(738)	(857)	778	67C	(613)	(715)	1.33	.013	.013	.009	.009
750	78.	858	62C	(717)	(835)	763	67C	(595)	(696)	1.33	.012	.012	.008	.008
1000	234.	1032	61C	(867)	(1007)	916	67C	(718)	(837)	1.42	.019	.019	.013	.013
1000	156.	1019	62C	(849)	(988)	903	68C	(702)	(820)	1.42	.018	.018	.013	.012
1000	117.	1007	62C	(832)	(971)	891	68C	(687)	(805)	1.42	.018	.017	.012	.012
1000	78.	985	63C	(802)	(939)	870	69C	(662)	(777)	1.42	.016	.016	.011	.011
1250	234.	1147	62C	(948)	(1106)	1013	68C	(782)	(915)	1.50	.025	.024	.017	.016
1250	156.	1130	63C	(925)	(1081)	996	69C	(762)	(893)	1.50	.023	.023	.016	.015
1250	117.	1115	64C	(904)	(1058)	981	69C	(743)	(873)	1.50	.022	.022	.015	.015
1250	78.	1086	65C	(867)	(1018)	953	70C	(712)	(839)	1.50	.020	.020	.014	.014
1500	234.	1243	63C	(1014)	(1185)	1093	69C	(833)	(977)	1.57	.029	.029	.020	.019
1500	156.	1222	64C	(986)	(1156)	1073	70C	(809)	(951)	1.57	.028	.027	.019	.018
1500	117.	1203	65C	(961)	(1128)	1054	70C	(788)	(928)	1.57	.026	.026	.018	.017
1500	78.	1168	66C	(917)	(1081)	1020	71C	(751)	(887)	1.57	.024	.024	.016	.016
1750	234.	1325	64C	(1070)	(1252)	1160	70C	(876)	(1028)	1.64	.034	.033	.023	.022
1750	156.	1300	65C	(1038)	(1217)	1136	71C	(849)	(998)	1.64	.032	.032	.021	.021
1750	117.	1278	65C	(1009)	(1186)	1114	71C	(824)	(972)	1.64	.030	.030	.020	.020
1750	78.	1237	66C	(960)	(1132)	1076	72C	(784)	(926)	1.64	.027	.027	.018	.018
2000	234.	1397	65C	(1116)	(1310)	1219	71C	(911)	(1072)	1.69	.039	.038	.026	.025
2000	156.	1369	65C	(1080)	(1271)	1192	71C	(881)	(1039)	1.69	.036	.036	.024	.024
2000	117.	1344	66C	(1049)	(1236)	1168	72C	(855)	(1010)	1.69	.034	.034	.023	.022
2000	78.	1298	67C	(995)	(1176)	1124	73C	(810)	(959)	1.69	.031	.030	.020	.020
2500	234.	1515	66C	(1192)	(1403)	1314	71C	(968)	(1142)	1.79	.047	.046	.031	.031
2500	156.	1481	66C	(1150)	(1357)	1282	72C	(933)	(1103)	1.79	.044	.043	.029	.029
2500	117.	1450	67C	(1113)	(1316)	1252	73C	(903)	(1069)	1.79	.041	.041	.027	.027
2500	78.	1395	68C	(1051)	(1246)	1200	74C	(852)	(1011)	1.79	.036	.036	.024	.024

(*) CORRESPONDING EARTH INTERFACE TEMPERATURE - DEGREES C

Copyright National Electrical Manufacturers Association
Provided by IHS under license with NEMA
No reproduction or networking permitted without license from IHS

SINGLE CIRCUIT
CONFIGURATION: TRIPLEXED (SEE FIGURE 1)

VOLTAGE: 69 KV
COPPER CONDUCTORS

SOIL RESISTIVITY: 90 RHO

EARTH AMBIENT TEMPERATURE: 25C

		75% LOAD FACTOR				100% LOAD FACTOR					DIELECTRIC CORRECTION FACTOR			
	RS MICROHMS PER	MAXIMUM CONDUCTOR TEMPERATURE 90C		MAXIMUM EARTH INTERFACE TEMPERATURE		MAXIMUM CONDUCTOR TEMPERATURE 90C		MAXIMUM EARTH INTERFACE TEMPERATURE			75% LF		100% LF	
COND SIZE	FOOT 25C	AMPS	(*)	(50C) AMPS	(60C) AMPS	AMPS	(*)	(50C) AMPS	(60C) AMPS	DELTA TD	50C	60C	50C	60C
350	234.	525	64C	(431)	(499)	467	69C	(362)	(421)	1.13	.005	.005	.004	.004
350	156.	523	64C	(428)	(496)	464	69C	(359)	(417)	1.13	.005	.005	.004	.004
350	117.	520	64C	(424)	(492)	462	70C	(356)	(414)	1.13	.005	.005	.004	.004
350	78.	515	65C	(417)	(485)	457	70C	(350)	(408)	1.13	.005	.005	.004	.003
500	234.	638	65C	(514)	(597)	564	71C	(430)	(501)	1.22	.009	.008	.006	.006
500	156.	633	66C	(508)	(591)	559	71C	(425)	(495)	1.22	.008	.008	.006	.006
500	117.	629	66C	(502)	(585)	555	71C	(420)	(490)	1.22	.008	.008	.006	.005
500	78.	621	66C	(492)	(573)	547	71C	(410)	(480)	1.22	.008	.008	.005	.005
750	234.	787	66C	(624)	(727)	691	72C	(518)	(605)	1.33	.014	.013	.010	.009
750	156.	778	67C	(613)	(715)	682	72C	(508)	(595)	1.33	.013	.013	.009	.009
750	117.	770	67C	(602)	(704)	675	72C	(500)	(586)	1.33	.013	.013	.009	.009
750	78.	756	68C	(584)	(685)	660	73C	(484)	(569)	1.33	.012	.012	.008	.008
1000	234.	909	68C	(708)	(827)	793	73C	(585)	(685)	1.42	.019	.019	.013	.013
1000	156.	896	68C	(692)	(811)	780	73C	(571)	(671)	1.42	.018	.018	.013	.012
1000	117.	884	69C	(678)	(795)	769	74C	(559)	(658)	1.42	.018	.017	.012	.012
1000	78.	863	69C	(653)	(768)	749	74C	(538)	(634)	1.42	.016	.016	.011	.011
1250	234.	1007	69C	(773)	(906)	874	74C	(636)	(747)	1.50	.025	.024	.017	.016
1250	156.	991	69C	(753)	(885)	858	74C	(619)	(729)	1.50	.023	.023	.016	.015
1250	117.	975	70C	(735)	(865)	843	75C	(604)	(712)	1.50	.022	.022	.015	.015
1250	78.	947	70C	(704)	(831)	817	75C	(578)	(684)	1.50	.020	.020	.014	.014
1500	234.	1089	69C	(825)	(970)	940	74C	(677)	(797)	1.57	.029	.029	.020	.019
1500	156.	1068	70C	(802)	(944)	921	75C	(657)	(775)	1.57	.028	.027	.019	.018
1500	117.	1049	70C	(781)	(921)	904	75C	(640)	(756)	1.57	.026	.026	.018	.017
1500	78.	1016	71C	(745)	(881)	873	76C	(610)	(722)	1.57	.024	.024	.016	.016
1750	234.	1157	70C	(870)	(1023)	996	75C	(711)	(838)	1.64	.034	.033	.023	.022
1750	156.	1134	71C	(843)	(994)	974	76C	(689)	(813)	1.64	.032	.032	.021	.021
1750	117.	1112	71C	(819)	(967)	954	76C	(669)	(791)	1.64	.030	.030	.020	.020
1750	78.	1073	72C	(778)	(922)	918	77C	(635)	(754)	1.64	.027	.027	.018	.018
2000	234.	1218	71C	(907)	(1069)	1045	76C	(740)	(873)	1.69	.039	.038	.026	.025
2000	156.	1191	71C	(877)	(1037)	1020	76C	(715)	(846)	1.69	.036	.036	.024	.024
2000	117.	1167	72C	(850)	(1007)	997	76C	(693)	(821)	1.69	.034	.034	.023	.022
2000	78.	1123	73C	(806)	(957)	957	77C	(656)	(780)	1.69	.031	.030	.020	.020
2500	234.	1317	71C	(967)	(1143)	1123	76C	(785)	(929)	1.79	.047	.046	.031	.031
2500	156.	1284	72C	(932)	(1105)	1093	77C	(757)	(897)	1.79	.044	.043	.029	.029
2500	117.	1255	73C	(902)	(1070)	1066	77C	(731)	(869)	1.79	.041	.041	.027	.027
2500	78.	1203	74C	(851)	(1012)	1019	78C	(690)	(821)	1.79	.036	.036	.024	.024

(*) CORRESPONDING EARTH INTERFACE TEMPERATURE - DEGREES C

Not for Resale

WC 50-79
6470247 0007251 4

Copyright National Electrical Manufacturers Association
Provided by IHS under license with NEMA
No reproduction or networking permitted without license from IHS
Not for Resale

AMPACITY OF SINGLE CONDUCTOR SOLID DIELECTRIC POWER CABLE
INSTALLED DIRECT BURIED

SINGLE CIRCUIT
CONFIGURATION: TRIPLEXED (SEE FIGURE 1)

VOLTAGE: 69 KV
COPPER CONDUCTORS

SOIL RESISTIVITY: 120 RHO

EARTH AMBIENT TEMPERATURE: 25C

		75% LOAD FACTOR				100% LOAD FACTOR					DIELECTRIC CORRECTION FACTOR			
		MAXIMUM CONDUCTOR TEMPERATURE 90C		MAXIMUM EARTH INTERFACE TEMPERATURE		MAXIMUM CONDUCTOR TEMPERATURE 90C		MAXIMUM EARTH INTERFACE TEMPERATURE			75% LF		100% LF	
COND SIZE	RS MICROHMS PER FOOT 25C	AMPS	(*)	(50C) AMPS	(60C) AMPS	AMPS	(*)	(50C) AMPS	(60C) AMPS	DELTA TD	50C	60C	50C	60C
350	234.	478	68C	(374)	(435)	420	73C	(313)	(365)	1.13	.005	.005	.004	.004
350	156.	476	68C	(370)	(431)	418	73C	(310)	(362)	1.13	.005	.005	.004	.004
350	117.	473	69C	(367)	(428)	416	73C	(308)	(359)	1.13	.005	.005	.004	.004
350	78.	468	69C	(361)	(422)	411	74C	(303)	(354)	1.13	.005	.005	.004	.003
500	234.	579	70C	(445)	(519)	506	74C	(372)	(434)	1.22	.009	.008	.006	.006
500	156.	575	70C	(440)	(513)	502	74C	(367)	(429)	1.22	.008	.008	.006	.006
500	117.	570	70C	(434)	(508)	498	75C	(362)	(424)	1.22	.008	.008	.006	.005
500	78.	562	70C	(425)	(498)	490	75C	(354)	(416)	1.22	.008	.008	.005	.005
750	234.	713	71C	(539)	(630)	618	75C	(447)	(524)	1.33	.014	.013	.010	.009
750	156.	704	71C	(529)	(620)	611	76C	(439)	(515)	1.33	.013	.013	.009	.009
750	117.	696	71C	(520)	(610)	603	76C	(431)	(507)	1.33	.013	.013	.009	.009
750	78.	682	72C	(504)	(593)	590	76C	(418)	(492)	1.33	.012	.012	.008	.008
1000	234.	821	72C	(611)	(717)	708	76C	(504)	(593)	1.42	.019	.019	.013	.013
1000	156.	809	72C	(597)	(702)	696	77C	(493)	(580)	1.42	.018	.018	.013	.012
1000	117.	797	72C	(585)	(688)	686	77C	(482)	(568)	1.42	.018	.017	.012	.012
1000	78.	776	73C	(563)	(664)	667	77C	(464)	(548)	1.42	.016	.016	.011	.011
1250	234.	908	72C	(666)	(784)	779	77C	(548)	(646)	1.50	.025	.024	.017	.016
1250	156.	892	73C	(649)	(765)	764	77C	(533)	(630)	1.50	.023	.023	.016	.015
1250	117.	877	73C	(633)	(748)	751	78C	(520)	(615)	1.50	.022	.022	.015	.015
1250	78.	850	74C	(606)	(718)	726	78C	(498)	(590)	1.50	.020	.020	.014	.014
1500	234.	979	73C	(711)	(839)	837	78C	(583)	(688)	1.57	.029	.029	.020	.019
1500	156.	960	74C	(690)	(816)	819	78C	(566)	(669)	1.57	.028	.027	.019	.018
1500	117.	942	74C	(672)	(796)	803	78C	(550)	(652)	1.57	.026	.026	.018	.017
1500	78.	910	75C	(641)	(760)	774	79C	(524)	(623)	1.57	.024	.024	.016	.016
1750	234.	1040	74C	(749)	(884)	885	78C	(612)	(724)	1.64	.034	.033	.023	.022
1750	156.	1017	74C	(725)	(858)	865	78C	(593)	(702)	1.64	.032	.032	.021	.021
1750	117.	996	75C	(704)	(835)	846	79C	(575)	(683)	1.64	.030	.030	.020	.020
1750	78.	960	76C	(669)	(795)	813	79C	(546)	(650)	1.64	.027	.027	.018	.018
2000	234.	1093	74C	(780)	(923)	928	78C	(636)	(753)	1.69	.039	.038	.026	.025
2000	156.	1067	75C	(754)	(894)	905	79C	(615)	(729)	1.69	.036	.036	.024	.024
2000	117.	1044	75C	(731)	(869)	883	79C	(596)	(708)	1.69	.034	.034	.023	.022
2000	78.	1003	76C	(693)	(825)	847	80C	(564)	(672)	1.69	.031	.030	.020	.020
2500	234.	1179	75C	(832)	(986)	995	79C	(675)	(801)	1.79	.047	.046	.031	.031
2500	156.	1148	76C	(801)	(952)	968	80C	(650)	(773)	1.79	.044	.043	.029	.029
2500	117.	1120	76C	(775)	(922)	943	80C	(628)	(748)	1.79	.041	.041	.027	.027
2500	78.	1072	77C	(730)	(872)	900	81C	(592)	(707)	1.79	.036	.036	.024	.024

(*) CORRESPONDING EARTH INTERFACE TEMPERATURE - DEGREES C

WC 50-76
6470247 0007252 6

Copyright National Electrical Manufacturers Association
Provided by IHS under license with NEMA
No reproduction or networking permitted without license from IHS
Not for Resale

SINGLE CIRCUIT
CONFIGURATION: TRIPLEXED (SEE FIGURE 1)

VOLTAGE: 69 KV
ALUMINUM CONDUCTORS

SOIL RESISTIVITY: 60 RHO

EARTH AMBIENT TEMPERATURE: 25C

		75% LOAD FACTOR				100% LOAD FACTOR								
	RS MICROHMS PER	MAXIMUM CONDUCTOR TEMPERATURE 90C		MAXIMUM EARTH INTERFACE TEMPERATURE (50C)	MAXIMUM EARTH INTERFACE TEMPERATURE (60C)	MAXIMUM CONDUCTOR TEMPERATURE 90C		MAXIMUM EARTH INTERFACE TEMPERATURE (50C)	MAXIMUM EARTH INTERFACE TEMPERATURE (60C)		DIELECTRIC CORRECTION FACTOR 75% LF		100% LF	
COND SIZE	FOOT 25C	AMPS	(*)	AMPS	AMPS	AMPS	(*)	AMPS	AMPS	DELTA TD	50C	60C	50C	60C
350	234.	461	57C	(413)	(461)	418	63C	(348)	(402)	1.13	.003	.003	.002	.002
350	156.	460	57C	(411)	(460)	417	63C	(346)	(400)	1.13	.003	.003	.002	.002
350	117.	459	57C	(409)	(459)	415	63C	(344)	(398)	1.13	.003	.003	.002	.002
350	78.	457	58C	(405)	(457)	413	63C	(341)	(394)	1.13	.003	.003	.002	.002
500	234.	566	59C	(497)	(566)	509	64C	(417)	(482)	1.22	.005	.005	.004	.004
500	156.	564	59C	(493)	(564)	507	65C	(414)	(479)	1.22	.005	.005	.004	.004
500	117.	562	59C	(490)	(562)	505	65C	(411)	(476)	1.22	.005	.005	.004	.003
500	78.	558	59C	(484)	(558)	501	65C	(405)	(470)	1.22	.005	.005	.004	.003
750	234.	708	60C	(612)	(705)	633	66C	(510)	(591)	1.33	.009	.009	.006	.006
750	156.	704	60C	(605)	(699)	629	66C	(504)	(585)	1.33	.009	.008	.006	.006
750	117.	700	60C	(599)	(692)	625	66C	(499)	(579)	1.33	.009	.008	.006	.006
750	78.	692	61C	(588)	(681)	617	67C	(489)	(569)	1.33	.008	.008	.006	.005
1000	234.	832	61C	(706)	(816)	739	67C	(585)	(680)	1.42	.013	.012	.009	.008
1000	156.	825	61C	(696)	(806)	732	67C	(577)	(671)	1.42	.012	.012	.009	.008
1000	117.	819	62C	(687)	(797)	726	68C	(569)	(662)	1.42	.012	.012	.008	.008
1000	78.	807	62C	(670)	(779)	714	68C	(554)	(647)	1.42	.011	.011	.008	.008
1250	234.	937	62C	(784)	(909)	828	68C	(647)	(753)	1.50	.017	.016	.011	.011
1250	156.	928	62C	(770)	(895)	819	68C	(636)	(741)	1.50	.016	.016	.011	.011
1250	117.	919	63C	(758)	(882)	810	69C	(625)	(730)	1.50	.016	.015	.011	.010
1250	78.	903	64C	(736)	(859)	794	69C	(606)	(710)	1.50	.015	.014	.010	.010
1500	234.	1028	63C	(850)	(988)	905	69C	(699)	(816)	1.57	.021	.020	.014	.014
1500	156.	1017	63C	(833)	(971)	894	69C	(685)	(801)	1.57	.020	.019	.013	.013
1500	117.	1005	64C	(818)	(955)	883	70C	(672)	(787)	1.57	.019	.019	.013	.013
1500	78.	985	65C	(791)	(926)	863	70C	(649)	(762)	1.57	.018	.018	.012	.012
1750	234.	1109	64C	(907)	(1056)	973	69C	(744)	(869)	1.64	.025	.024	.017	.016
1750	156.	1095	64C	(887)	(1036)	959	70C	(727)	(852)	1.64	.024	.023	.016	.015
1750	117.	1081	65C	(869)	(1017)	945	70C	(712)	(835)	1.64	.023	.022	.015	.015
1750	78.	1056	65C	(838)	(983)	921	71C	(685)	(806)	1.64	.021	.021	.014	.014
2000	234.	1181	64C	(956)	(1116)	1032	70C	(782)	(916)	1.69	.029	.028	.019	.019
2000	156.	1164	65C	(934)	(1092)	1016	71C	(763)	(895)	1.69	.027	.027	.018	.018
2000	117.	1148	65C	(913)	(1070)	1000	71C	(745)	(876)	1.69	.026	.025	.017	.017
2000	78.	1119	66C	(877)	(1031)	972	72C	(715)	(843)	1.69	.024	.024	.016	.016
2500	234.	1302	65C	(1038)	(1215)	1131	71C	(844)	(991)	1.79	.036	.035	.024	.023
2500	156.	1280	66C	(1010)	(1185)	1110	72C	(821)	(966)	1.79	.034	.033	.022	.022
2500	117.	1260	66C	(985)	(1158)	1091	72C	(800)	(943)	1.79	.032	.032	.021	.021
2500	78.	1224	67C	(941)	(1110)	1056	73C	(764)	(903)	1.79	.029	.029	.019	.019

(*) CORRESPONDING EARTH INTERFACE TEMPERATURE - DEGREES C

IEC 60-76
6420247 0002753 8

Copyright National Electrical Manufacturers Association
Provided by IHS under license with NEMA
No reproduction or networking permitted without license from IHS
Not for Resale

AMPACITY OF SINGLE CONDUCTOR SOLID DIELECTRIC POWER CABLE
INSTALLED DIRECT BURIED

SINGLE CIRCUIT
CONFIGURATION: TRIPLEXED (SEE FIGURE 1)

VOLTAGE: 69 KV
ALUMINUM CONDUCTORS

SOIL RESISTIVITY: 90 RHO

EARTH AMBIENT TEMPERATURE: 25C

COND SIZE	RS MICROHMS PER FOOT 25C	75% LOAD FACTOR: MAXIMUM CONDUCTOR TEMPERATURE 90C AMPS	(*)	75% LOAD FACTOR: MAXIMUM EARTH INTERFACE TEMPERATURE (50C) AMPS	(60C) AMPS	100% LOAD FACTOR: MAXIMUM CONDUCTOR TEMPERATURE 90C AMPS	(*)	100% LOAD FACTOR: MAXIMUM EARTH INTERFACE TEMPERATURE (50C) AMPS	(60C) AMPS	DELTA TD	DIELECTRIC CORRECTION FACTOR 75% LF 50C	75% LF 60C	100% LF 50C	100% LF 60C
350	234.	412	64C	(340)	(393)	366	69C	(285)	(331)	1.13	.003	.003	.002	.002
350	156.	411	64C	(338)	(391)	365	69C	(284)	(329)	1.13	.003	.003	.002	.002
350	117.	409	64C	(336)	(389)	364	69C	(282)	(328)	1.13	.003	.003	.002	.002
350	78.	407	64C	(333)	(386)	362	70C	(279)	(325)	1.13	.003	.003	.002	.002
500	234.	503	65C	(408)	(472)	445	70C	(341)	(396)	1.22	.005	.005	.004	.004
500	156.	501	65C	(405)	(469)	442	71C	(338)	(394)	1.22	.005	.005	.004	.004
500	117.	498	65C	(402)	(466)	440	71C	(336)	(391)	1.22	.005	.005	.004	.003
500	78.	494	66C	(396)	(460)	436	71C	(331)	(386)	1.22	.005	.005	.004	.003
750	234.	627	66C	(501)	(582)	551	71C	(417)	(485)	1.33	.009	.009	.006	.006
750	156.	623	66C	(495)	(576)	547	72C	(412)	(480)	1.33	.009	.008	.006	.006
750	117.	619	67C	(490)	(570)	543	72C	(407)	(475)	1.33	.009	.008	.006	.006
750	78.	611	67C	(480)	(560)	535	72C	(399)	(466)	1.33	.008	.008	.006	.005
1000	234.	733	67C	(577)	(672)	640	73C	(477)	(557)	1.42	.013	.012	.009	.008
1000	156.	727	68C	(569)	(663)	634	73C	(470)	(550)	1.42	.012	.012	.009	.008
1000	117.	720	68C	(561)	(655)	628	73C	(463)	(542)	1.42	.012	.012	.008	.008
1000	78.	709	68C	(547)	(639)	616	74C	(451)	(529)	1.42	.011	.011	.008	.008
1250	234.	824	68C	(640)	(747)	715	73C	(527)	(617)	1.50	.017	.016	.011	.011
1250	156.	814	69C	(629)	(735)	707	74C	(518)	(607)	1.50	.016	.016	.011	.011
1250	117.	806	69C	(618)	(724)	698	74C	(509)	(597)	1.50	.016	.015	.011	.010
1250	78.	790	70C	(600)	(704)	683	75C	(493)	(580)	1.50	.015	.014	.010	.010
1500	234.	902	69C	(693)	(810)	780	74C	(569)	(667)	1.57	.021	.020	.014	.014
1500	156.	890	69C	(679)	(796)	769	74C	(557)	(654)	1.57	.020	.019	.013	.013
1500	117.	879	70C	(666)	(782)	759	75C	(547)	(643)	1.57	.019	.019	.013	.013
1500	78.	859	70C	(644)	(757)	740	75C	(528)	(622)	1.57	.018	.018	.012	.012
1750	234.	970	70C	(739)	(865)	836	75C	(605)	(710)	1.64	.025	.024	.017	.016
1750	156.	956	70C	(722)	(848)	823	75C	(591)	(695)	1.64	.024	.023	.016	.015
1750	117.	943	70C	(707)	(831)	811	75C	(578)	(681)	1.64	.023	.022	.015	.015
1750	78.	919	71C	(681)	(802)	788	76C	(556)	(657)	1.64	.021	.021	.014	.014
2000	234.	1031	70C	(778)	(913)	886	75C	(635)	(747)	1.69	.029	.028	.019	.019
2000	156.	1015	71C	(759)	(893)	870	76C	(620)	(730)	1.69	.027	.027	.018	.018
2000	117.	999	71C	(742)	(874)	856	76C	(605)	(714)	1.69	.026	.025	.017	.017
2000	78.	972	72C	(712)	(841)	830	77C	(581)	(686)	1.69	.024	.024	.016	.016
2500	234.	1134	71C	(843)	(993)	968	76C	(685)	(808)	1.79	.036	.035	.024	.023
2500	156.	1113	72C	(820)	(967)	948	76C	(666)	(787)	1.79	.034	.033	.022	.022
2500	117.	1093	72C	(799)	(944)	931	77C	(649)	(767)	1.79	.032	.032	.021	.021
2500	78.	1058	73C	(763)	(904)	899	77C	(619)	(734)	1.79	.029	.029	.019	.019

(*) CORRESPONDING EARTH INTERFACE TEMPERATURE - DEGREES C

WC 50-76
6470247 0002754 T

Copyright National Electrical Manufacturers Association
Provided by IHS under license with NEMA
No reproduction or networking permitted without license from IHS
Not for Resale

SINGLE CIRCUIT
CONFIGURATION: TRIPLEXED (SEE FIGURE 1)

VOLTAGE: 69 KV
ALUMINUM CONDUCTORS

SOIL RESISTIVITY: 120 RHO

EARTH AMBIENT TEMPERATURE: 25C

		75% LOAD FACTOR				100% LOAD FACTOR								
		MAXIMUM CONDUCTOR TEMPERATURE		MAXIMUM EARTH INTERFACE TEMPERATURE		MAXIMUM CONDUCTOR TEMPERATURE		MAXIMUM EARTH INTERFACE TEMPERATURE			DIELECTRIC CORRECTION FACTOR			
											75% LF		100% LF	
COND SIZE	RS MICROHMS PER FOOT 25C	90C AMPS	(*)	(50C) AMPS	(60C) AMPS	90C AMPS	(*)	(50C) AMPS	(60C) AMPS	DELTA TD	50C	60C	50C	60C
350	234.	375	68C	(294)	(342)	330	73C	(247)	(287)	1.13	.003	.003	.002	.002
350	156.	374	68C	(293)	(340)	329	73C	(245)	(286)	1.13	.003	.003	.002	.002
350	117.	373	68C	(291)	(339)	328	73C	(244)	(284)	1.13	.003	.003	.002	.002
350	78.	370	69C	(288)	(335)	325	73C	(242)	(282)	1.13	.003	.003	.002	.002
500	234.	457	69C	(353)	(411)	399	74C	(295)	(344)	1.22	.005	.005	.004	.004
500	156.	454	69C	(350)	(408)	397	74C	(292)	(341)	1.22	.005	.005	.004	.004
500	117.	452	70C	(348)	(405)	395	74C	(290)	(339)	1.22	.005	.005	.004	.003
500	78.	448	70C	(343)	(400)	391	75C	(286)	(335)	1.22	.005	.005	.004	.003
750	234.	568	70C	(433)	(505)	493	75C	(360)	(420)	1.33	.009	.009	.006	.006
750	156.	564	71C	(428)	(500)	489	75C	(355)	(416)	1.33	.009	.008	.006	.006
750	117.	560	71C	(424)	(495)	486	75C	(351)	(411)	1.33	.009	.008	.006	.006
750	78.	552	71C	(415)	(486)	479	76C	(344)	(403)	1.33	.008	.008	.006	.005
1000	234.	663	71C	(499)	(583)	572	76C	(412)	(483)	1.42	.013	.012	.009	.008
1000	156.	656	72C	(491)	(575)	566	76C	(406)	(476)	1.42	.012	.012	.009	.008
1000	117.	650	72C	(484)	(567)	560	76C	(400)	(469)	1.42	.012	.012	.008	.008
1000	78.	639	72C	(472)	(554)	550	77C	(389)	(458)	1.42	.011	.011	.008	.008
1250	234.	743	72C	(552)	(647)	638	77C	(455)	(533)	1.50	.017	.016	.011	.011
1250	156.	734	72C	(542)	(636)	630	77C	(446)	(524)	1.50	.016	.016	.011	.011
1250	117.	725	73C	(533)	(626)	622	77C	(438)	(516)	1.50	.016	.015	.011	.010
1250	78.	710	73C	(517)	(609)	608	78C	(425)	(501)	1.50	.015	.014	.010	.010
1500	234.	812	73C	(598)	(702)	695	77C	(490)	(577)	1.57	.021	.020	.014	.014
1500	156.	801	73C	(585)	(688)	684	78C	(480)	(565)	1.57	.020	.019	.013	.013
1500	117.	790	74C	(574)	(676)	675	78C	(471)	(555)	1.57	.019	.019	.013	.013
1500	78.	771	74C	(554)	(654)	657	78C	(454)	(537)	1.57	.018	.018	.012	.012
1750	234.	872	73C	(637)	(749)	744	78C	(521)	(613)	1.64	.025	.024	.017	.016
1750	156.	859	74C	(622)	(733)	731	78C	(509)	(600)	1.64	.024	.023	.016	.015
1750	117.	846	74C	(609)	(718)	720	78C	(498)	(588)	1.64	.023	.022	.015	.015
1750	78.	824	75C	(586)	(693)	699	79C	(479)	(567)	1.64	.021	.021	.014	.014
2000	234.	926	74C	(670)	(790)	787	78C	(547)	(645)	1.69	.029	.028	.019	.019
2000	156.	910	74C	(654)	(771)	773	78C	(533)	(630)	1.69	.027	.027	.018	.018
2000	117.	895	75C	(638)	(755)	759	79C	(521)	(616)	1.69	.026	.025	.017	.017
2000	78.	869	75C	(612)	(726)	736	79C	(499)	(592)	1.69	.024	.024	.016	.016
2500	234.	1016	75C	(725)	(857)	858	79C	(589)	(697)	1.79	.036	.035	.024	.023
2500	156.	996	75C	(705)	(835)	840	79C	(572)	(678)	1.79	.034	.033	.022	.022
2500	117.	977	75C	(687)	(814)	824	79C	(557)	(661)	1.79	.032	.032	.021	.021
2500	78.	945	76C	(656)	(779)	795	80C	(532)	(632)	1.79	.029	.029	.019	.019

(*) CORRESPONDING EARTH INTERFACE TEMPERATURE - DEGREES C

IEC 60-76
6470247 0007255 1

Copyright National Electrical Manufacturers Association
Provided by IHS under license with NEMA
No reproduction or networking permitted without license from IHS
Not for Resale

AMPACITY OF SINGLE CONDUCTOR SOLID DIELECTRIC POWER CABLE
INSTALLED DIRECT BURIED

DOUBLE CIRCUIT
CONFIGURATION: TRIPLEXED (SEE FIGURE 2)

VOLTAGE: 69 KV
COPPER CONDUCTORS

SOIL RESISTIVITY: 60 RHO

EARTH AMBIENT TEMPERATURE: 25C

		75% LOAD FACTOR				100% LOAD FACTOR								
		MAXIMUM CONDUCTOR TEMPERATURE		MAXIMUM EARTH INTERFACE TEMPERATURE		MAXIMUM CONDUCTOR TEMPERATURE		MAXIMUM EARTH INTERFACE TEMPERATURE			DIELECTRIC CORRECTION FACTOR			
											75% LF		100% LF	
COND SIZE	RS MICROHMS PER FOOT 25C	90C AMPS	(*)	(50C) AMPS	(60C) AMPS	90C AMPS	(*)	(50C) AMPS	(60C) AMPS	DELTA TD	50C	60C	50C	60C
350	234.	541	62C	(453)	(524)	479	68C	(375)	(435)	1.50	.006	.005	.004	.004
350	156.	539	63C	(449)	(520)	476	68C	(372)	(432)	1.50	.006	.005	.004	.004
350	117.	536	63C	(446)	(516)	473	69C	(368)	(428)	1.50	.006	.005	.004	.004
350	78.	532	63C	(439)	(509)	469	69C	(363)	(422)	1.50	.005	.005	.004	.004
500	234.	657	64C	(539)	(625)	577	70C	(444)	(517)	1.63	.009	.009	.006	.006
500	156.	653	64C	(533)	(618)	573	70C	(439)	(511)	1.63	.009	.008	.006	.006
500	117.	648	64C	(527)	(612)	569	70C	(434)	(506)	1.63	.008	.008	.006	.006
500	78.	640	65C	(516)	(601)	561	71C	(424)	(496)	1.63	.008	.008	.005	.005
750	234.	809	65C	(651)	(758)	706	71C	(534)	(623)	1.81	.014	.014	.010	.009
750	156.	801	66C	(640)	(746)	697	71C	(524)	(613)	1.81	.014	.013	.009	.009
750	117.	793	66C	(629)	(735)	690	72C	(515)	(603)	1.81	.013	.013	.009	.009
750	78.	778	67C	(610)	(714)	675	72C	(499)	(586)	1.81	.013	.012	.008	.008
1000	234.	933	66C	(736)	(860)	809	72C	(601)	(704)	1.94	.020	.019	.013	.013
1000	156.	920	67C	(720)	(843)	796	73C	(587)	(689)	1.94	.019	.019	.013	.012
1000	117.	908	67C	(705)	(827)	785	73C	(575)	(676)	1.94	.018	.018	.012	.012
1000	78.	887	68C	(679)	(799)	764	74C	(553)	(652)	1.94	.017	.017	.011	.011
1250	234.	1033	68C	(802)	(940)	891	73C	(652)	(766)	2.06	.025	.025	.017	.016
1250	156.	1016	68C	(782)	(918)	875	74C	(635)	(748)	2.06	.024	.023	.016	.015
1250	117.	1000	69C	(763)	(898)	860	74C	(620)	(731)	2.06	.023	.022	.015	.015
1250	78.	972	69C	(731)	(862)	834	75C	(594)	(701)	2.06	.021	.021	.014	.014
1500	234.	1115	68C	(855)	(1004)	958	74C	(693)	(816)	2.17	.030	.030	.020	.019
1500	156.	1094	69C	(830)	(977)	938	74C	(673)	(794)	2.17	.028	.028	.019	.018
1500	117.	1075	70C	(809)	(953)	920	75C	(655)	(774)	2.17	.027	.027	.018	.017
1500	78.	1042	70C	(771)	(912)	889	76C	(625)	(739)	2.17	.025	.024	.016	.016
1750	234.	1184	69C	(899)	(1056)	1013	75C	(727)	(856)	2.26	.035	.034	.023	.023
1750	156.	1160	70C	(871)	(1026)	991	75C	(705)	(831)	2.26	.033	.032	.021	.021
1750	117.	1138	70C	(846)	(999)	970	75C	(684)	(809)	2.26	.031	.031	.020	.020
1750	78.	1099	71C	(804)	(952)	934	76C	(650)	(770)	2.26	.028	.028	.018	.018
2000	234.	1245	70C	(935)	(1102)	1062	75C	(755)	(892)	2.35	.040	.039	.026	.025
2000	156.	1218	70C	(904)	(1069)	1037	76C	(730)	(864)	2.35	.037	.037	.024	.024
2000	117.	1193	71C	(877)	(1038)	1014	76C	(708)	(839)	2.35	.035	.034	.023	.022
2000	78.	1149	72C	(831)	(987)	973	77C	(670)	(796)	2.35	.031	.031	.020	.020
2500	234.	1343	71C	(994)	(1174)	1139	76C	(800)	(946)	2.51	.048	.047	.031	.031
2500	156.	1310	71C	(958)	(1135)	1109	76C	(771)	(914)	2.51	.045	.044	.029	.029
2500	117.	1280	72C	(927)	(1099)	1082	77C	(745)	(885)	2.51	.042	.041	.027	.027
2500	78.	1228	73C	(874)	(1040)	1034	78C	(703)	(836)	2.51	.037	.037	.024	.024

(*) CORRESPONDING EARTH INTERFACE TEMPERATURE - DEGREES C

WC 50-76 6470247 0007256 3

Copyright National Electrical Manufacturers Association
Provided by IHS under license with NEMA
No reproduction or networking permitted without license from IHS
Not for Resale

DOUBLE CIRCUIT
CONFIGURATION: TRIPLEXED (SEE FIGURE 2)

VOLTAGE: 69 KV
COPPER CONDUCTORS

SOIL RESISTIVITY: 90 RHO

EARTH AMBIENT TEMPERATURE: 25C

		75% LOAD FACTOR				100% LOAD FACTOR								
	RS MICROHMS PER	MAXIMUM CONDUCTOR TEMPERATURE 90C		MAXIMUM EARTH INTERFACE TEMPERATURE		MAXIMUM CONDUCTOR TEMPERATURE 90C		MAXIMUM EARTH INTERFACE *TEMPERATURE			DIELECTRIC CORRECTION FACTOR 75% LF		100% LF	
COND SIZE	FOOT 25C	AMPS	(*)	(50C) AMPS	(60C) AMPS	AMPS	(*)	(50C) AMPS	(60C) AMPS	DELTA TD	50C	60C	50C	60C
350	234.	476	68C	(370)	(431)	413	74C	(306)	(357)	1.50	.006	.005	.004	.004
350	156.	473	69C	(367)	(428)	410	74C	(303)	(354)	1.50	.006	.005	.004	.004
350	117.	470	69C	(364)	(424)	408	74C	(300)	(351)	1.50	.006	.005	.004	.004
350	78.	466	69C	(358)	(418)	404	74C	(295)	(345)	1.50	.005	.005	.004	.004
500	234.	575	70C	(440)	(513)	496	75C	(362)	(423)	1.63	.009	.009	.006	.006
500	156.	570	70C	(435)	(507)	492	75C	(357)	(418)	1.63	.009	.008	.006	.006
500	117.	566	70C	(429)	(502)	488	75C	(353)	(414)	1.63	.008	.008	.006	.006
500	78.	558	71C	(420)	(492)	480	76C	(345)	(405)	1.63	.008	.008	.005	.005
750	234.	704	71C	(530)	(620)	604	76C	(434)	(509)	1.81	.014	.014	.010	.009
750	156.	696	71C	(520)	(610)	596	76C	(426)	(500)	1.81	.014	.013	.009	.009
750	117.	688	72C	(511)	(601)	589	76C	(418)	(492)	1.81	.013	.013	.009	.009
750	78.	674	72C	(496)	(583)	576	77C	(405)	(477)	1.81	.013	.012	.008	.008
1000	234.	809	72C	(598)	(703)	689	77C	(488)	(574)	1.94	.020	.019	.013	.013
1000	156.	797	73C	(585)	(688)	678	77C	(476)	(561)	1.94	.019	.019	.013	.012
1000	117.	785	73C	(572)	(674)	668	77C	(466)	(550)	1.94	.018	.018	.012	.012
1000	78.	765	74C	(551)	(651)	649	78C	(448)	(530)	1.94	.017	.017	.011	.011
1250	234.	892	73C	(651)	(766)	757	78C	(529)	(624)	2.06	.025	.025	.017	.016
1250	156.	876	74C	(634)	(748)	743	78C	(515)	(608)	2.06	.024	.023	.016	.015
1250	117.	862	74C	(618)	(731)	729	78C	(502)	(594)	2.06	.023	.022	.015	.015
1250	78.	835	75C	(592)	(701)	706	79C	(480)	(570)	2.06	.021	.021	.014	.014
1500	234.	961	74C	(693)	(817)	812	78C	(561)	(663)	2.17	.030	.030	.020	.019
1500	156.	941	74C	(672)	(795)	795	79C	(545)	(645)	2.17	.028	.028	.019	.018
1500	117.	924	75C	(654)	(775)	779	79C	(530)	(628)	2.17	.027	.027	.018	.017
1500	78.	892	75C	(624)	(741)	750	80C	(505)	(600)	2.17	.025	.024	.016	.016
1750	234.	1018	74C	(728)	(859)	858	79C	(588)	(697)	2.26	.035	.034	.023	.023
1750	156.	995	75C	(705)	(834)	838	79C	(570)	(676)	2.26	.033	.032	.021	.021
1750	117.	975	75C	(684)	(811)	819	79C	(553)	(657)	2.26	.031	.031	.020	.020
1750	78.	939	76C	(650)	(773)	787	80C	(525)	(625)	2.26	.028	.028	.018	.018
2000	234.	1068	75C	(756)	(896)	898	79C	(611)	(724)	2.35	.040	.039	.026	.025
2000	156.	1043	75C	(731)	(868)	875	80C	(590)	(701)	2.35	.037	.037	.024	.024
2000	117.	1020	76C	(709)	(843)	854	80C	(572)	(680)	2.35	.035	.034	.023	.022
2000	78.	979	77C	(671)	(800)	818	81C	(541)	(645)	2.35	.031	.031	.020	.020
2500	234.	1149	76C	(803)	(953)	960	80C	(646)	(767)	2.51	.048	.047	.031	.031
2500	156.	1118	76C	(774)	(920)	933	80C	(622)	(740)	2.51	.045	.044	.029	.029
2500	117.	1091	77C	(748)	(891)	909	81C	(601)	(717)	2.51	.042	.041	.027	.027
2500	78.	1043	78C	(705)	(842)	867	81C	(567)	(677)	2.51	.037	.037	.024	.024

(*) CORRESPONDING EARTH INTERFACE TEMPERATURE - DEGREES C

WC 50-76
4702472 0007257 5

Copyright National Electrical Manufacturers Association
Provided by IHS under license with NEMA
No reproduction or networking permitted without license from IHS
Not for Resale

DOUBLE CIRCUIT
CONFIGURATION: TRIPLEXED (SEE FIGURE 2)

VOLTAGE: 69 KV
COPPER CONDUCTORS

SOIL RESISTIVITY: 120 RHO

EARTH AMBIENT TEMPERATURE: 25C

		75% LOAD FACTOR				100% LOAD FACTOR								
		MAXIMUM CONDUCTOR TEMPERATURE 90C		MAXIMUM EARTH INTERFACE TEMPERATURE		MAXIMUM CONDUCTOR TEMPERATURE 90C		MAXIMUM EARTH INTERFACE TEMPERATURE			DIELECTRIC CORRECTION FACTOR			
											75% LF		100% LF	
COND SIZE	RS MICROHMS PER FOOT 25C	AMPS	(*)	(50C) AMPS	(60C) AMPS	AMPS	(*)	(50C) AMPS	(60C) AMPS	DELTA TD	50C	60C	50C	60C
350	234.	429	72C	(320)	(374)	368	77C	(264)	(309)	1.50	.006	.005	.004	.004
350	156.	426	73C	(317)	(371)	366	77C	(261)	(306)	1.50	.006	.005	.004	.004
350	117.	424	73C	(314)	(368)	364	77C	(259)	(303)	1.50	.006	.005	.004	.004
350	78.	419	73C	(309)	(362)	359	77C	(255)	(299)	1.50	.005	.005	.004	.004
500	234.	516	74C	(379)	(444)	441	78C	(312)	(366)	1.63	.009	.009	.006	.006
500	156.	512	74C	(375)	(439)	437	78C	(308)	(361)	1.63	.009	.008	.006	.006
500	117.	508	74C	(370)	(434)	433	78C	(304)	(357)	1.63	.008	.008	.006	.006
500	78.	500	74C	(362)	(426)	426	78C	(297)	(350)	1.63	.008	.008	.005	.005
750	234.	631	75C	(456)	(536)	536	79C	(373)	(439)	1.81	.014	.014	.010	.009
750	156.	623	75C	(448)	(527)	529	79C	(366)	(431)	1.81	.014	.013	.009	.009
750	117.	616	75C	(440)	(519)	522	79C	(360)	(424)	1.81	.013	.013	.009	.009
750	78.	602	76C	(427)	(504)	510	80C	(348)	(412)	1.81	.013	.012	.008	.008
1000	234.	723	76C	(515)	(607)	610	80C	(419)	(495)	1.94	.020	.019	.013	.013
1000	156.	711	76C	(503)	(594)	600	80C	(409)	(484)	1.94	.019	.019	.013	.012
1000	117.	700	76C	(492)	(582)	590	80C	(400)	(474)	1.94	.018	.018	.012	.012
1000	78.	681	77C	(473)	(561)	573	81C	(385)	(457)	1.94	.017	.017	.011	.011
1250	234.	796	76C	(559)	(661)	669	80C	(454)	(537)	2.06	.025	.025	.017	.016
1250	156.	781	77C	(544)	(645)	656	80C	(442)	(524)	2.06	.024	.023	.016	.015
1250	117.	767	77C	(531)	(630)	643	81C	(431)	(511)	2.06	.023	.022	.015	.015
1250	78.	742	78C	(508)	(604)	622	81C	(412)	(490)	2.06	.021	.021	.014	.014
1500	234.	855	77C	(594)	(704)	716	81C	(481)	(571)	2.17	.030	.030	.020	.019
1500	156.	837	77C	(577)	(685)	700	81C	(467)	(555)	2.17	.028	.028	.019	.018
1500	117.	821	78C	(561)	(667)	686	81C	(454)	(541)	2.17	.027	.027	.018	.017
1500	78.	791	78C	(535)	(638)	660	82C	(433)	(516)	2.17	.025	.024	.016	.016
1750	234.	905	78C	(624)	(741)	756	81C	(504)	(599)	2.26	.035	.034	.023	.023
1750	156.	884	78C	(604)	(719)	737	81C	(488)	(581)	2.26	.033	.032	.021	.021
1750	117.	865	78C	(587)	(699)	721	82C	(474)	(565)	2.26	.031	.031	.020	.020
1750	78.	832	79C	(557)	(665)	691	82C	(450)	(537)	2.26	.028	.028	.018	.018
2000	234.	949	78C	(648)	(771)	790	81C	(523)	(622)	2.35	.040	.039	.026	.025
2000	156.	925	78C	(626)	(746)	769	82C	(505)	(602)	2.35	.037	.037	.024	.024
2000	117.	904	79C	(607)	(724)	751	82C	(489)	(584)	2.35	.035	.034	.023	.022
2000	78.	866	79C	(575)	(688)	718	83C	(463)	(554)	2.35	.031	.031	.020	.020
2500	234.	1018	79C	(687)	(819)	844	82C	(553)	(659)	2.51	.048	.047	.031	.031
2500	156.	990	79C	(662)	(791)	819	82C	(532)	(636)	2.51	.045	.044	.029	.029
2500	117.	964	79C	(640)	(765)	797	83C	(514)	(615)	2.51	.042	.041	.027	.027
2500	78.	921	80C	(603)	(723)	760	83C	(485)	(581)	2.51	.037	.037	.024	.024

(*) CORRESPONDING EARTH INTERFACE TEMPERATURE - DEGREES C

WC 50-76
6470247 0007258 7

Copyright National Electrical Manufacturers Association
Provided by IHS under license with NEMA
No reproduction or networking permitted without license from IHS
Not for Resale

AMPACITY OF SINGLE CONDUCTOR SOLID DIELECTRIC POWER CABLE
INSTALLED DIRECT BURIED

DOUBLE CIRCUIT
CONFIGURATION: TRIPLEXED (SEE FIGURE 2)

VOLTAGE: 69 KV
ALUMINUM CONDUCTORS

SOIL RESISTIVITY: 60 RHO

EARTH AMBIENT TEMPERATURE: 25C

		75% LOAD FACTOR				100% LOAD FACTOR								
	RS MICROHMS PER	MAXIMUM CONDUCTOR TEMPERATURE 90C		MAXIMUM EARTH INTERFACE TEMPERATURE (50C)	(60C)	MAXIMUM CONDUCTOR TEMPERATURE 90C		MAXIMUM EARTH INTERFACE TEMPERATURE (50C)	(60C)		DIELECTRIC CORRECTION FACTOR 75% LF		100% LF	
COND SIZE	FOOT 25C	AMPS	(*)	AMPS	AMPS	AMPS	(*)	AMPS	AMPS	DELTA TD	50C	60C	50C	60C
350	234.	425	62C	(357)	(412)	375	68C	(295)	(342)	1.50	.004	.003	.002	.002
350	156.	423	62C	(355)	(410)	374	68C	(294)	(341)	1.50	.004	.003	.002	.002
350	117.	422	62C	(353)	(408)	373	68C	(292)	(339)	1.50	.003	.003	.002	.002
350	78.	420	63C	(350)	(405)	371	69C	(289)	(336)	1.50	.003	.003	.002	.002
500	234.	518	64C	(427)	(494)	455	69C	(353)	(409)	1.63	.006	.005	.004	.004
500	156.	516	64C	(424)	(491)	453	70C	(350)	(407)	1.63	.006	.005	.004	.004
500	117.	514	64C	(421)	(488)	451	70C	(347)	(404)	1.63	.005	.005	.004	.004
500	78.	510	64C	(415)	(482)	447	70C	(342)	(399)	1.63	.005	.005	.004	.003
750	234.	645	65C	(523)	(607)	563	71C	(429)	(500)	1.81	.009	.009	.006	.006
750	156.	640	65C	(517)	(600)	559	71C	(424)	(494)	1.81	.009	.009	.006	.006
750	117.	636	65C	(511)	(595)	554	71C	(419)	(489)	1.81	.009	.009	.006	.006
750	78.	628	66C	(501)	(584)	547	72C	(411)	(480)	1.81	.009	.008	.006	.006
1000	234.	753	66C	(600)	(698)	653	72C	(491)	(572)	1.94	.013	.013	.009	.009
1000	156.	746	66C	(592)	(689)	647	72C	(483)	(564)	1.94	.013	.012	.009	.008
1000	117.	739	67C	(583)	(680)	640	72C	(476)	(557)	1.94	.013	.012	.008	.008
1000	78.	728	67C	(569)	(665)	629	73C	(464)	(544)	1.94	.012	.012	.008	.008
1250	234.	844	67C	(664)	(774)	729	73C	(541)	(632)	2.06	.017	.017	.011	.011
1250	156.	835	68C	(652)	(762)	720	73C	(531)	(622)	2.06	.017	.016	.011	.011
1250	117.	826	68C	(641)	(750)	712	73C	(522)	(612)	2.06	.016	.016	.011	.010
1250	78.	810	69C	(622)	(730)	697	74C	(506)	(595)	2.06	.015	.015	.010	.010
1500	234.	923	68C	(717)	(838)	794	74C	(583)	(683)	2.17	.021	.021	.014	.014
1500	156.	911	68C	(703)	(823)	783	74C	(571)	(670)	2.17	.021	.020	.013	.013
1500	117.	900	69C	(690)	(809)	773	74C	(560)	(658)	2.17	.020	.019	.013	.013
1500	78.	880	69C	(666)	(783)	754	75C	(540)	(636)	2.17	.018	.018	.012	.012
1750	234.	992	69C	(763)	(893)	851	74C	(618)	(726)	2.26	.025	.025	.017	.016
1750	156.	978	69C	(746)	(875)	837	75C	(604)	(710)	2.26	.024	.024	.016	.016
1750	117.	965	70C	(730)	(858)	825	75C	(591)	(696)	2.26	.023	.023	.015	.015
1750	78.	941	70C	(703)	(829)	802	75C	(569)	(671)	2.26	.021	.021	.014	.014
2000	234.	1053	69C	(802)	(941)	900	75C	(649)	(763)	2.35	.029	.029	.019	.019
2000	156.	1037	70C	(783)	(920)	884	75C	(633)	(745)	2.35	.028	.027	.018	.018
2000	117.	1021	70C	(765)	(901)	870	75C	(618)	(729)	2.35	.027	.026	.017	.017
2000	78.	993	71C	(734)	(867)	844	76C	(593)	(701)	2.35	.024	.024	.016	.016
2500	234.	1155	70C	(866)	(1019)	982	76C	(698)	(823)	2.51	.037	.036	.024	.023
2500	156.	1134	71C	(843)	(993)	962	76C	(678)	(801)	2.51	.035	.034	.022	.022
2500	117.	1115	71C	(821)	(970)	944	76C	(661)	(781)	2.51	.033	.032	.021	.021
2500	78.	1080	72C	(784)	(929)	912	77C	(631)	(748)	2.51	.030	.030	.019	.019

(*) CORRESPONDING EARTH INTERFACE TEMPERATURE - DEGREES C

IEC 60-76
6470247 0007259 4

Copyright National Electrical Manufacturers Association
Provided by IHS under license with NEMA
No reproduction or networking permitted without license from IHS
Not for Resale

AMPACITY OF SINGLE CONDUCTOR SOLID DIELECTRIC POWER CABLE
INSTALLED DIRECT BURIED

DOUBLE CIRCUIT
CONFIGURATION: TRIPLEXED (SEE FIGURE 2)

VOLTAGE: 69 KV
ALUMINUM CONDUCTORS

SOIL RESISTIVITY: 90 RHO

EARTH AMBIENT TEMPERATURE: 25C

		75% LOAD FACTOR				100% LOAD FACTOR								
		MAXIMUM CONDUCTOR TEMPERATURE 90C		MAXIMUM EARTH INTERFACE TEMPERATURE		MAXIMUM CONDUCTOR TEMPERATURE 90C		MAXIMUM EARTH INTERFACE TEMPERATURE			DIELECTRIC CORRECTION FACTOR			
				(50C)	(60C)			(50C)	(60C)		75% LF		100% LF	
COND SIZE	RS MICROHMS PER FOOT 25C	AMPS	(*)	AMPS	AMPS	AMPS	(*)	AMPS	AMPS	DELTA TD	50C	60C	50C	60C
350	234.	373	68C	(292)	(339)	324	73C	(241)	(281)	1.50	.004	.003	.002	.002
350	156.	372	68C	(290)	(337)	323	74C	(240)	(279)	1.50	.004	.003	.002	.002
350	117.	371	69C	(289)	(336)	322	74C	(238)	(278)	1.50	.003	.003	.002	.002
350	78.	368	69C	(286)	(333)	319	74C	(236)	(275)	1.50	.003	.003	.002	.002
500	234.	453	70C	(349)	(406)	391	75C	(287)	(335)	1.63	.006	.005	.004	.004
500	156.	451	70C	(346)	(403)	389	75C	(285)	(333)	1.63	.006	.005	.004	.004
500	117.	449	70C	(344)	(401)	387	75C	(283)	(330)	1.63	.005	.005	.004	.004
500	78.	445	70C	(339)	(396)	384	75C	(279)	(326)	1.63	.005	.005	.004	.003
750	234.	562	71C	(426)	(497)	482	76C	(349)	(408)	1.81	.009	.009	.006	.006
750	156.	557	71C	(421)	(492)	478	76C	(345)	(404)	1.81	.009	.009	.006	.006
750	117.	553	71C	(417)	(487)	474	76C	(341)	(399)	1.81	.009	.009	.006	.006
750	78.	546	72C	(408)	(478)	467	76C	(334)	(392)	1.81	.009	.008	.006	.006
1000	234.	653	72C	(489)	(572)	557	77C	(398)	(467)	1.94	.013	.013	.009	.009
1000	156.	647	72C	(481)	(564)	551	77C	(392)	(460)	1.94	.013	.012	.009	.008
1000	117.	640	72C	(474)	(556)	546	77C	(386)	(454)	1.94	.013	.012	.008	.008
1000	78.	629	73C	(462)	(543)	535	77C	(376)	(443)	1.94	.012	.012	.008	.008
1250	234.	730	73C	(539)	(633)	620	77C	(439)	(515)	2.06	.017	.017	.011	.011
1250	156.	721	73C	(530)	(622)	612	78C	(431)	(506)	2.06	.017	.016	.011	.011
1250	117.	713	73C	(521)	(612)	605	78C	(423)	(498)	2.06	.016	.016	.011	.010
1250	78.	698	74C	(505)	(595)	591	78C	(410)	(484)	2.06	.015	.015	.010	.010
1500	234.	797	73C	(582)	(684)	674	78C	(472)	(556)	2.17	.021	.021	.014	.014
1500	156.	785	74C	(570)	(671)	664	78C	(462)	(545)	2.17	.021	.020	.013	.013
1500	117.	775	74C	(559)	(659)	655	78C	(453)	(535)	2.17	.020	.019	.013	.013
1500	78.	756	75C	(540)	(638)	638	79C	(437)	(517)	2.17	.018	.018	.012	.012
1750	234.	854	74C	(619)	(728)	721	78C	(501)	(590)	2.26	.025	.025	.017	.016
1750	156.	841	74C	(604)	(713)	709	79C	(489)	(577)	2.26	.024	.024	.016	.016
1750	117.	828	75C	(591)	(699)	697	79C	(478)	(566)	2.26	.023	.023	.015	.015
1750	78.	806	75C	(569)	(674)	677	79C	(460)	(545)	2.26	.021	.021	.014	.014
2000	234.	905	75C	(650)	(766)	761	79C	(525)	(620)	2.35	.029	.029	.019	.019
2000	156.	889	75C	(634)	(749)	747	79C	(512)	(605)	2.35	.028	.027	.018	.018
2000	117.	875	75C	(619)	(732)	734	79C	(500)	(592)	2.35	.027	.026	.017	.017
2000	78.	849	76C	(594)	(704)	711	80C	(479)	(569)	2.35	.024	.024	.016	.016
2500	234.	990	75C	(701)	(829)	828	80C	(564)	(668)	2.51	.037	.036	.024	.023
2500	156.	970	76C	(681)	(807)	811	80C	(548)	(650)	2.51	.035	.034	.022	.022
2500	117.	952	76C	(663)	(787)	795	80C	(533)	(634)	2.51	.033	.032	.021	.021
2500	78.	920	77C	(633)	(753)	766	81C	(509)	(606)	2.51	.030	.030	.019	.019

(*) CORRESPONDING EARTH INTERFACE TEMPERATURE - DEGREES C

WC 50-76
6470247 0007760 5

Copyright National Electrical Manufacturers Association
Provided by IHS under license with NEMA
No reproduction or networking permitted without license from IHS

DOUBLE CIRCUIT
CONFIGURATION: TRIPLEXED (SEE FIGURE 2)

VOLTAGE: 69 KV
ALUMINUM CONDUCTORS

SOIL RESISTIVITY: 120 RHO

EARTH AMBIENT TEMPERATURE: 25C

		75% LOAD FACTOR				100% LOAD FACTOR								
		MAXIMUM CONDUCTOR TEMPERATURE		MAXIMUM EARTH INTERFACE TEMPERATURE		MAXIMUM CONDUCTOR TEMPERATURE		MAXIMUM EARTH INTERFACE TEMPERATURE			DIELECTRIC CORRECTION FACTOR			
											75% LF		100% LF	
COND SIZE	RS MICROHMS PER FOOT 25C	90C AMPS	(*)	(50C) AMPS	(60C) AMPS	90C AMPS	(*)	(50C) AMPS	(60C) AMPS	DELTA TD	50C	60C	50C	60C
350	234.	336	72C	(252)	(294)	289	77C	(208)	(243)	1.50	.004	.003	.002	.002
350	156.	335	72C	(251)	(293)	288	77C	(207)	(242)	1.50	.004	.003	.002	.002
350	117.	334	72C	(249)	(291)	287	77C	(205)	(240)	1.50	.003	.003	.002	.002
350	78.	332	73C	(247)	(288)	285	77C	(203)	(238)	1.50	.003	.003	.002	.002
500	234.	407	73C	(301)	(352)	348	78C	(247)	(290)	1.63	.006	.005	.004	.004
500	156.	405	74C	(299)	(349)	346	78C	(245)	(288)	1.63	.006	.005	.004	.004
500	117.	403	74C	(296)	(347)	344	78C	(244)	(286)	1.63	.005	.005	.004	.004
500	78.	399	74C	(292)	(342)	341	78C	(240)	(282)	1.63	.005	.005	.004	.003
750	234.	504	74C	(367)	(430)	428	79C	(300)	(353)	1.81	.009	.009	.006	.006
750	156.	499	75C	(363)	(426)	424	79C	(297)	(349)	1.81	.009	.009	.006	.006
750	117.	496	75C	(359)	(421)	421	79C	(293)	(345)	1.81	.009	.009	.006	.006
750	78.	488	75C	(351)	(413)	414	79C	(287)	(338)	1.81	.009	.008	.006	.006
1000	234.	584	75C	(420)	(494)	493	79C	(343)	(403)	1.94	.013	.013	.009	.009
1000	156.	578	76C	(414)	(487)	488	80C	(337)	(397)	1.94	.013	.012	.009	.008
1000	117.	572	76C	(408)	(480)	483	80C	(332)	(392)	1.94	.013	.012	.008	.008
1000	78.	561	76C	(397)	(468)	473	80C	(323)	(382)	1.94	.012	.012	.008	.008
1250	234.	652	76C	(464)	(546)	548	80C	(377)	(444)	2.06	.017	.017	.011	.011
1250	156.	643	76C	(455)	(537)	541	80C	(370)	(437)	2.06	.017	.016	.011	.011
1250	117.	636	77C	(447)	(528)	534	80C	(363)	(429)	2.06	.016	.016	.011	.010
1250	78.	621	77C	(433)	(513)	521	81C	(352)	(417)	2.06	.015	.015	.010	.010
1500	234.	710	77C	(500)	(590)	595	80C	(405)	(479)	2.17	.021	.021	.014	.014
1500	156.	699	77C	(490)	(579)	586	81C	(397)	(469)	2.17	.021	.020	.013	.013
1500	117.	690	77C	(480)	(568)	577	81C	(389)	(461)	2.17	.020	.019	.013	.013
1500	78.	672	78C	(463)	(549)	562	81C	(375)	(445)	2.17	.018	.018	.012	.012
1750	234.	760	77C	(531)	(628)	635	81C	(429)	(508)	2.26	.025	.025	.017	.016
1750	156.	748	78C	(518)	(614)	624	81C	(419)	(497)	2.26	.024	.024	.016	.016
1750	117.	736	78C	(507)	(602)	614	81C	(410)	(487)	2.26	.023	.023	.015	.015
1750	78.	715	78C	(488)	(580)	596	82C	(394)	(469)	2.26	.021	.021	.014	.014
2000	234.	804	78C	(557)	(660)	670	81C	(450)	(533)	2.35	.029	.029	.019	.019
2000	156.	790	78C	(543)	(644)	658	81C	(438)	(521)	2.35	.028	.027	.018	.018
2000	117.	776	78C	(530)	(630)	646	82C	(428)	(509)	2.35	.027	.026	.017	.017
2000	78.	752	79C	(509)	(606)	625	82C	(410)	(489)	2.35	.024	.024	.016	.016
2500	234.	878	78C	(600)	(713)	728	82C	(483)	(574)	2.51	.037	.036	.024	.023
2500	156.	859	79C	(583)	(694)	712	82C	(469)	(558)	2.51	.035	.034	.022	.022
2500	117.	843	79C	(568)	(677)	698	82C	(456)	(544)	2.51	.033	.032	.021	.021
2500	78.	813	80C	(542)	(647)	672	83C	(435)	(520)	2.51	.030	.030	.019	.019

(*) CORRESPONDING EARTH INTERFACE TEMPERATURE - DEGREES C

Not for Resale

WC 50-76
6470247 0007261 7

Copyright National Electrical Manufacturers Association
Provided by IHS under license with NEMA
No reproduction or networking permitted without license from IHS
Not for Resale

SINGLE CIRCUIT
CONFIGURATION: SPACED (SEE FIGURE 3)

VOLTAGE: 69 KV
COPPER CONDUCTORS

SOIL RESISTIVITY: 60 RHO

EARTH AMBIENT TEMPERATURE: 25C

		75% LOAD FACTOR				100% LOAD FACTOR								
		MAXIMUM CONDUCTOR TEMPERATURE		MAXIMUM EARTH INTERFACE TEMPERATURE		MAXIMUM CONDUCTOR TEMPERATURE		MAXIMUM EARTH INTERFACE TEMPERATURE			DIELECTRIC CORRECTION FACTOR			
	RS MICROHMS PER	90C		(50C)	(60C)	90C		(50C)	(60C)	DELTA	75% LF		100% LF	
COND SIZE	FOOT 25C	AMPS	(*)	AMPS	AMPS	AMPS	(*)	AMPS	AMPS	TD	50C	60C	50C	60C
350	OPEN	631	53C	(601)	(631)	574	59C	(501)	(574)	0.94	.006	.006	.004	.004
350	234.	603	56C	(549)	(603)	543	62C	(453)	(526)	0.94	.005	.005	.003	.003
350	156.	592	57C	(530)	(592)	531	63C	(436)	(508)	0.94	.004	.004	.003	.003
350	117.	583	57C	(520)	(583)	521	64C	(423)	(494)	0.94	.004	.004	.003	.003
350	78.	568	58C	(498)	(568)	508	65C	(406)	(475)	0.94	.004	.003	.003	.003
500	OPEN	775	54C	(722)	(775)	700	61C	(599)	(690)	1.02	.009	.009	.006	.006
500	234.	727	58C	(639)	(727)	649	64C	(524)	(612)	1.02	.007	.007	.005	.005
500	156.	708	58C	(615)	(708)	630	66C	(499)	(584)	1.02	.006	.006	.004	.004
500	117.	691	59C	(590)	(691)	614	67C	(480)	(564)	1.02	.005	.005	.004	.004
500	78.	667	61C	(559)	(655)	593	68C	(462)	(538)	1.02	.005	.005	.004	.004
750	OPEN	967	56C	(884)	(967)	869	62C	(731)	(843)	1.13	.015	.015	.010	.010
750	234.	884	59C	(758)	(884)	782	67C	(611)	(717)	1.13	.011	.011	.007	.007
750	156.	847	61C	(708)	(832)	751	68C	(582)	(676)	1.13	.009	.009	.006	.006
750	117.	818	62C	(671)	(791)	725	68C	(552)	(653)	1.13	.008	.008	.006	.006
750	78.	781	63C	(628)	(741)	689	69C	(517)	(611)	1.06	.007	.007	.005	.005
1000	OPEN	1131	57C	(1014)	(1131)	1011	63C	(836)	(967)	1.21	.022	.021	.015	.014
1000	234.	1009	61C	(838)	(985)	888	69C	(674)	(795)	1.21	.013	.014	.009	.009
1000	156.	959	63C	(774)	(915)	846	69C	(635)	(752)	1.21	.011	.011	.008	.008
1000	117.	921	64C	(730)	(864)	809	70C	(599)	(710)	1.21	.010	.010	.007	.007
1000	78.	871	66C	(677)	(801)	762	71C	(556)	(659)	1.13	.009	.009	.006	.006
1250	OPEN	1270	58C	(1120)	(1270)	1131	64C	(921)	(1068)	1.29	.029	.028	.019	.019
1250	234.	1109	63C	(898)	(1060)	973	70C	(723)	(855)	1.29	.017	.016	.012	.012
1250	156.	1047	65C	(824)	(977)	918	70C	(674)	(801)	1.29	.014	.014	.010	.010
1250	117.	1000	66C	(772)	(917)	874	71C	(633)	(752)	1.20	.012	.012	.008	.008
1250	78.	939	67C	(712)	(845)	817	73C	(584)	(694)	1.20	.010	.010	.007	.007
1500	OPEN	1388	59C	(1209)	(1388)	1232	65C	(991)	(1152)	1.36	.036	.034	.024	.023
1500	234.	1192	64C	(946)	(1121)	1042	71C	(761)	(902)	1.36	.019	.019	.014	.014
1500	156.	1120	66C	(863)	(1026)	977	71C	(706)	(840)	1.36	.016	.016	.011	.012
1500	117.	1065	67C	(806)	(960)	927	73C	(660)	(786)	1.26	.014	.014	.009	.010
1500	78.	994	69C	(740)	(880)	862	74C	(606)	(721)	1.26	.012	.012	.008	.008
1750	OPEN	1491	60C	(1283)	(1487)	1319	66C	(1051)	(1223)	1.42	.042	.041	.028	.027
1750	234.	1263	65C	(987)	(1171)	1101	72C	(805)	(941)	1.42	.022	.022	.016	.016
1750	156.	1181	67C	(897)	(1068)	1027	72C	(732)	(872)	1.42	.018	.018	.012	.012
1750	117.	1120	68C	(835)	(996)	970	73C	(683)	(814)	1.32	.016	.016	.011	.011
1750	78.	1041	70C	(764)	(909)	898	75C	(625)	(744)	1.32	.013	.013	.009	.009
2000	OPEN	1582	60C	(1349)	(1566)	1396	67C	(1102)	(1285)	1.47	.049	.047	.032	.031
2000	234.	1325	66C	(1021)	(1214)	1152	73C	(833)	(975)	1.47	.025	.025	.018	.018
2000	156.	1234	68C	(925)	(1103)	1070	73C	(755)	(900)	1.47	.020	.021	.014	.014
2000	117.	1167	69C	(860)	(1027)	1009	74C	(702)	(838)	1.37	.018	.018	.012	.012
2000	78.	1081	71C	(784)	(935)	930	75C	(641)	(764)	1.37	.015	.015	.010	.010
2500	OPEN	1733	61C	(1453)	(1692)	1523	68C	(1183)	(1384)	1.57	.061	.059	.040	.039
2500	234.	1426	67C	(1078)	(1284)	1235	74C	(877)	(1046)	1.57	.030	.030	.021	.021
2500	156.	1322	69C	(972)	(1162)	1140	74C	(792)	(946)	1.57	.024	.025	.016	.016
2500	117.	1245	70C	(901)	(1078)	1071	75C	(734)	(878)	1.46	.021	.021	.014	.014
2500	78.	1147	72C	(818)	(977)	982	76C	(667)	(797)	1.46	.017	.017	.011	.012

(*) CORRESPONDING EARTH INTERFACE TEMPERATURE - DEGREES C

IEC 502-76
6470247 0007762 9

Copyright National Electrical Manufacturers Association
Provided by IHS under license with NEMA
No reproduction or networking permitted without license from IHS

SINGLE CIRCUIT
CONFIGURATION: SPACED (SEE FIGURE 3)

VOLTAGE: 69 KV
COPPER CONDUCTORS

SOIL RESISTIVITY: 90 RHO

EARTH AMBIENT TEMPERATURE: 25C

		75% LOAD FACTOR				100% LOAD FACTOR								
	RS MICROHMS PER	MAXIMUM CONDUCTOR TEMPERATURE 90C		MAXIMUM EARTH INTERFACE TEMPERATURE		MAXIMUM CONDUCTOR TEMPERATURE 90C		MAXIMUM EARTH INTERFACE TEMPERATURE			DIELECTRIC CORRECTION FACTOR			
				(50C)	(60C)			(50C)	(60C)		75% LF		100% LF	
COND SIZE	FOOT 25C	AMPS	(*)	AMPS	AMPS	AMPS	(*)	AMPS	AMPS	DELTA TD	50C	60C	50C	60C
350	OPEN	572	59C	(497)	(572)	509	66C	(412)	(476)	0.94	.006	.006	.004	.004
350	234.	541	62C	(451)	(524)	478	68C	(370)	(433)	0.94	.005	.005	.003	.003
350	156.	530	63C	(434)	(506)	466	69C	(356)	(417)	0.94	.004	.004	.003	.003
350	117.	520	64C	(421)	(492)	456	70C	(345)	(405)	0.94	.004	.004	.003	.003
350	78.	506	64C	(407)	(477)	443	71C	(331)	(389)	0.94	.004	.003	.003	.003
500	OPEN	698	61C	(595)	(686)	618	67C	(492)	(570)	1.02	.009	.009	.006	.006
500	234.	648	64C	(522)	(610)	567	70C	(427)	(501)	1.02	.007	.007	.005	.005
500	156.	629	66C	(501)	(584)	548	71C	(406)	(478)	1.02	.006	.006	.004	.004
500	117.	612	66C	(481)	(566)	533	72C	(391)	(460)	1.02	.005	.005	.004	.004
500	78.	589	67C	(455)	(536)	513	73C	(372)	(438)	1.02	.005	.005	.004	.004
750	OPEN	867	62C	(727)	(841)	764	68C	(599)	(695)	1.13	.015	.015	.010	.010
750	234.	782	67C	(617)	(717)	678	72C	(497)	(586)	1.13	.011	.011	.007	.007
750	156.	748	67C	(575)	(680)	649	73C	(466)	(551)	1.13	.009	.009	.006	.006
750	117.	720	68C	(546)	(646)	625	74C	(449)	(526)	1.13	.008	.008	.006	.006
750	78.	684	69C	(511)	(604)	593	74C	(421)	(498)	1.06	.007	.007	.005	.005
1000	OPEN	1011	63C	(833)	(965)	886	69C	(684)	(795)	1.21	.022	.021	.015	.014
1000	234.	890	67C	(681)	(805)	766	74C	(548)	(648)	1.21	.013	.014	.009	.009
1000	156.	841	69C	(629)	(746)	726	75C	(509)	(604)	1.21	.011	.011	.008	.008
1000	117.	805	70C	(592)	(703)	695	75C	(486)	(578)	1.21	.010	.010	.007	.007
1000	78.	757	71C	(550)	(652)	652	76C	(452)	(536)	1.13	.009	.009	.006	.006
1250	OPEN	1130	64C	(918)	(1067)	987	70C	(752)	(877)	1.29	.029	.028	.019	.019
1250	234.	973	69C	(729)	(864)	835	75C	(587)	(696)	1.29	.017	.016	.012	.012
1250	156.	914	70C	(668)	(795)	787	76C	(547)	(651)	1.29	.014	.014	.010	.010
1250	117.	870	72C	(626)	(746)	748	76C	(513)	(611)	1.20	.012	.012	.008	.008
1250	78.	813	73C	(578)	(687)	697	77C	(474)	(564)	1.20	.010	.010	.007	.007
1500	OPEN	1232	65C	(989)	(1152)	1072	71C	(809)	(945)	1.36	.036	.034	.024	.023
1500	234.	1042	70C	(767)	(912)	892	76C	(618)	(734)	1.36	.019	.019	.014	.014
1500	156.	973	72C	(700)	(834)	836	77C	(572)	(682)	1.36	.016	.016	.011	.012
1500	117.	922	73C	(654)	(780)	790	77C	(535)	(638)	1.26	.014	.014	.009	.010
1500	78.	857	74C	(600)	(715)	732	78C	(492)	(586)	1.26	.012	.012	.008	.008
1750	OPEN	1320	66C	(1050)	(1224)	1146	72C	(857)	(1002)	1.42	.042	.041	.028	.027
1750	234.	1100	71C	(800)	(952)	939	77C	(643)	(766)	1.42	.022	.022	.016	.016
1750	156.	1023	73C	(726)	(867)	876	77C	(594)	(709)	1.42	.018	.018	.012	.012
1750	117.	966	74C	(677)	(808)	825	78C	(553)	(661)	1.32	.016	.016	.011	.011
1750	78.	894	75C	(619)	(739)	761	79C	(507)	(605)	1.32	.013	.013	.009	.009
2000	OPEN	1399	67C	(1101)	(1287)	1211	72C	(898)	(1052)	1.47	.049	.047	.032	.031
2000	234.	1151	72C	(827)	(986)	980	77C	(665)	(792)	1.47	.025	.025	.018	.018
2000	156.	1067	73C	(749)	(895)	911	78C	(612)	(731)	1.47	.020	.021	.014	.014
2000	117.	1005	74C	(696)	(833)	856	78C	(569)	(680)	1.37	.018	.018	.012	.012
2000	78.	927	76C	(635)	(759)	787	79C	(520)	(620)	1.37	.015	.015	.010	.010
2500	OPEN	1527	68C	(1184)	(1387)	1316	73C	(963)	(1131)	1.57	.061	.059	.040	.039
2500	234.	1234	73C	(873)	(1042)	1047	78C	(700)	(836)	1.57	.030	.030	.021	.021
2500	156.	1138	74C	(787)	(942)	967	78C	(641)	(767)	1.57	.024	.025	.016	.016
2500	117.	1068	75C	(729)	(874)	906	79C	(595)	(712)	1.46	.021	.021	.014	.014
2500	78.	979	77C	(662)	(792)	828	80C	(541)	(647)	1.46	.017	.017	.011	.012

(*) CORRESPONDING EARTH INTERFACE TEMPERATURE - DEGREES C

Not for Resale

WC 50-76
6470247 0007763 0

Copyright National Electrical Manufacturers Association
Provided by IHS under license with NEMA
No reproduction or networking permitted without license from IHS
Not for Resale

AMPACITY OF SINGLE CONDUCTOR SOLID DIELECTRIC POWER CABLE
INSTALLED DIRECT BURIED

SINGLE CIRCUIT
CONFIGURATION: SPACED (SEE FIGURE 3)

VOLTAGE: 69 KV
COPPER CONDUCTORS

SOIL RESISTIVITY: 120 RHO

EARTH AMBIENT TEMPERATURE: 25C

		75% LOAD FACTOR				100% LOAD FACTOR					DIELECTRIC CORRECTION FACTOR			
		MAXIMUM CONDUCTOR TEMPERATURE		MAXIMUM EARTH INTERFACE TEMPERATURE		MAXIMUM CONDUCTOR TEMPERATURE		MAXIMUM EARTH INTERFACE TEMPERATURE			75% LF		100% LF	
COND SIZE	RS MICROHMS PER FOOT 25C	90C AMPS	(*)	(50C) AMPS	(60C) AMPS	90C AMPS	(*)	(50C) AMPS	(60C) AMPS	DELTA TD	50C	60C	50C	60C
350	OPEN	526	64C	(432)	(500)	462	70C	(357)	(415)	0.94	.006	.006	.004	.004
350	234.	495	67C	(390)	(456)	431	72C	(320)	(375)	0.94	.005	.005	.003	.003
350	156.	483	67C	(375)	(440)	419	73C	(307)	(361)	0.94	.004	.004	.003	.003
350	117.	474	68C	(364)	(427)	410	74C	(298)	(350)	0.94	.004	.004	.003	.003
350	78.	461	69C	(352)	(414)	397	74C	(286)	(337)	0.94	.004	.003	.003	.003
500	OPEN	640	65C	(517)	(599)	559	71C	(426)	(496)	1.02	.009	.009	.006	.006
500	234.	590	69C	(451)	(530)	509	74C	(369)	(434)	1.02	.007	.007	.005	.005
500	156.	571	70C	(429)	(506)	491	75C	(351)	(414)	1.02	.006	.006	.004	.004
500	117.	556	70C	(415)	(490)	477	76C	(337)	(398)	1.02	.005	.005	.004	.004
500	78.	533	71C	(393)	(464)	458	76C	(321)	(379)	1.02	.005	.005	.004	.004
750	OPEN	793	67C	(631)	(733)	690	72C	(518)	(604)	1.13	.015	.015	.010	.010
750	234.	708	71C	(527)	(621)	607	76C	(429)	(506)	1.13	.011	.011	.007	.007
750	156.	677	71C	(496)	(588)	579	77C	(402)	(476)	1.13	.009	.009	.006	.006
750	117.	650	72C	(470)	(558)	557	77C	(383)	(454)	1.13	.008	.008	.006	.006
750	78.	616	73C	(440)	(522)	529	77C	(363)	(430)	1.06	.007	.007	.005	.005
1000	OPEN	921	68C	(721)	(840)	797	73C	(591)	(690)	1.21	.022	.021	.015	.014
1000	234.	803	72C	(587)	(689)	683	77C	(472)	(560)	1.21	.013	.014	.009	.009
1000	156.	758	73C	(542)	(644)	646	78C	(439)	(522)	1.21	.011	.011	.008	.008
1000	117.	723	74C	(510)	(607)	618	79C	(419)	(498)	1.21	.010	.010	.007	.007
1000	78.	679	75C	(474)	(563)	579	79C	(389)	(463)	1.13	.009	.009	.006	.006
1250	OPEN	1028	69C	(795)	(927)	886	74C	(650)	(760)	1.29	.029	.028	.019	.019
1250	234.	877	73C	(628)	(746)	743	78C	(505)	(600)	1.29	.017	.016	.012	.012
1250	156.	821	74C	(575)	(686)	697	79C	(466)	(556)	1.29	.014	.014	.010	.010
1250	117.	779	75C	(539)	(643)	663	79C	(442)	(527)	1.20	.012	.012	.008	.008
1250	78.	726	76C	(498)	(593)	617	80C	(408)	(487)	1.20	.010	.010	.007	.007
1500	OPEN	1119	70C	(855)	(1000)	961	75C	(698)	(818)	1.36	.036	.034	.024	.023
1500	234.	937	74C	(661)	(787)	791	79C	(532)	(633)	1.36	.019	.019	.014	.014
1500	156.	872	75C	(602)	(719)	739	80C	(493)	(583)	1.36	.016	.016	.011	.012
1500	117.	824	76C	(562)	(672)	699	80C	(461)	(550)	1.26	.014	.014	.009	.010
1500	78.	764	77C	(517)	(617)	647	81C	(424)	(505)	1.26	.012	.012	.008	.008
1750	OPEN	1196	70C	(907)	(1061)	1026	75C	(740)	(867)	1.42	.042	.041	.028	.027
1750	234.	987	75C	(688)	(821)	832	80C	(554)	(660)	1.42	.022	.022	.016	.016
1750	156.	915	76C	(625)	(747)	774	81C	(511)	(611)	1.42	.018	.018	.012	.012
1750	117.	862	77C	(582)	(697)	729	80C	(476)	(570)	1.32	.016	.016	.011	.011
1750	78.	795	78C	(533)	(637)	672	81C	(436)	(521)	1.32	.013	.013	.009	.009
2000	OPEN	1266	71C	(951)	(1115)	1082	76C	(774)	(910)	1.47	.049	.047	.032	.031
2000	234.	1031	75C	(712)	(850)	867	80C	(572)	(683)	1.47	.025	.025	.018	.018
2000	156.	952	77C	(644)	(771)	804	81C	(526)	(630)	1.47	.020	.021	.014	.014
2000	117.	895	77C	(599)	(717)	756	81C	(489)	(586)	1.37	.018	.018	.012	.012
2000	78.	823	78C	(546)	(654)	693	82C	(447)	(535)	1.37	.015	.015	.010	.010
2500	OPEN	1378	72C	(1021)	(1201)	1174	76C	(830)	(977)	1.57	.061	.059	.040	.039
2500	234.	1103	76C	(750)	(898)	924	81C	(602)	(720)	1.57	.030	.030	.021	.021
2500	156.	1013	77C	(676)	(811)	853	82C	(551)	(661)	1.57	.024	.025	.016	.016
2500	117.	949	78C	(627)	(752)	798	82C	(511)	(613)	1.46	.021	.021	.014	.014
2500	78.	868	79C	(569)	(682)	728	82C	(465)	(557)	1.46	.017	.017	.011	.012

(*) CORRESPONDING EARTH INTERFACE TEMPERATURE - DEGREES C

IEC 502-76
6470247 0007264 2

Copyright National Electrical Manufacturers Association
Provided by IHS under license with NEMA
No reproduction or networking permitted without license from IHS

SINGLE CIRCUIT
CONFIGURATION: SPACED (SEE FIGURE 3)

VOLTAGE: 69 KV
ALUMINUM CONDUCTORS

SOIL RESISTIVITY: 60 RHO

EARTH AMBIENT TEMPERATURE: 25C

		75% LOAD FACTOR				100% LOAD FACTOR								
		MAXIMUM CONDUCTOR TEMPERATURE 90C		MAXIMUM EARTH INTERFACE TEMPERATURE		MAXIMUM CONDUCTOR TEMPERATURE 90C		MAXIMUM EARTH INTERFACE TEMPERATURE			DIELECTRIC CORRECTION FACTOR			
											75% LF		100% LF	
COND SIZE	RS MICROHMS PER FOOT 25C	AMPS	(*)	(50C) AMPS	(60C) AMPS	AMPS	(*)	(50C) AMPS	(60C) AMPS	DELTA TD	50C	60C	50C	60C
350	OPEN	493	53C	(469)	(493)	448	59C	(391)	(448)	0.94	.004	.003	.002	.002
350	234.	479	55C	(444)	(479)	433	61C	(367)	(425)	0.94	.003	.003	.002	.002
350	156.	473	55C	(434)	(473)	426	62C	(358)	(415)	0.94	.003	.003	.002	.002
350	117.	469	56C	(426)	(469)	421	62C	(351)	(408)	0.94	.003	.003	.002	.002
350	78.	462	57C	(414)	(462)	414	63C	(341)	(397)	0.94	.003	.003	.002	.002
500	OPEN	606	54C	(565)	(606)	548	61C	(470)	(540)	1.02	.006	.005	.004	.004
500	234.	583	57C	(523)	(583)	522	63C	(431)	(500)	1.02	.005	.005	.003	.003
500	156.	573	57C	(507)	(573)	512	64C	(417)	(485)	1.02	.004	.004	.003	.003
500	117.	565	58C	(494)	(565)	504	65C	(406)	(473)	1.02	.004	.004	.003	.003
500	78.	553	58C	(482)	(553)	492	66C	(392)	(457)	1.02	.004	.004	.003	.003
750	OPEN	761	56C	(697)	(761)	684	62C	(577)	(664)	1.13	.010	.009	.007	.006
750	234.	719	59C	(626)	(719)	639	65C	(512)	(598)	1.13	.008	.007	.005	.005
750	156.	702	60C	(608)	(699)	622	66C	(490)	(574)	1.13	.007	.007	.005	.005
750	117.	686	60C	(585)	(683)	608	67C	(473)	(555)	1.13	.006	.006	.004	.004
750	78.	663	61C	(556)	(651)	588	68C	(453)	(530)	1.13	.005	.005	.004	.004
1000	OPEN	898	57C	(806)	(898)	803	63C	(665)	(768)	1.21	.014	.013	.009	.009
1000	234.	835	61C	(706)	(823)	737	67C	(576)	(674)	1.21	.011	.010	.007	.007
1000	156.	809	61C	(678)	(794)	712	68C	(546)	(642)	1.21	.009	.009	.006	.006
1000	117.	785	62C	(647)	(761)	692	69C	(524)	(617)	1.21	.008	.008	.006	.006
1000	78.	754	63C	(610)	(717)	664	69C	(501)	(591)	1.21	.007	.007	.005	.005
1250	OPEN	1017	58C	(900)	(1017)	905	64C	(741)	(856)	1.29	.019	.018	.013	.012
1250	234.	933	62C	(781)	(901)	818	68C	(626)	(736)	1.29	.013	.013	.009	.009
1250	156.	896	62C	(732)	(861)	786	70C	(590)	(695)	1.29	.011	.011	.008	.008
1250	117.	866	64C	(696)	(820)	761	71C	(570)	(674)	1.29	.010	.010	.007	.007
1250	78.	826	65C	(651)	(768)	723	71C	(534)	(631)	1.29	.009	.009	.006	.006
1500	OPEN	1123	59C	(981)	(1123)	996	65C	(806)	(934)	1.36	.024	.023	.016	.015
1500	234.	1017	63C	(834)	(980)	888	70C	(668)	(787)	1.36	.016	.016	.011	.011
1500	156.	971	64C	(777)	(916)	849	71C	(626)	(739)	1.36	.013	.013	.009	.009
1500	117.	935	65C	(735)	(869)	818	71C	(601)	(712)	1.36	.012	.012	.008	.008
1500	78.	886	66C	(684)	(809)	772	72C	(560)	(664)	1.26	.010	.010	.007	.007
1750	OPEN	1218	60C	(1053)	(1215)	1078	66C	(863)	(1002)	1.42	.029	.027	.019	.018
1750	234.	1090	63C	(880)	(1036)	948	71C	(704)	(831)	1.42	.019	.019	.012	.012
1750	156.	1036	65C	(815)	(964)	904	72C	(666)	(777)	1.42	.015	.015	.011	.011
1750	117.	994	66C	(768)	(910)	866	72C	(628)	(745)	1.42	.013	.013	.010	.010
1750	78.	937	68C	(712)	(844)	814	73C	(582)	(691)	1.32	.012	.012	.008	.008
2000	OPEN	1304	60C	(1117)	(1291)	1151	67C	(914)	(1062)	1.47	.033	.032	.022	.021
2000	234.	1155	64C	(919)	(1084)	1002	71C	(735)	(868)	1.47	.022	.021	.014	.014
2000	156.	1093	66C	(847)	(1004)	951	73C	(692)	(821)	1.47	.017	.017	.012	.012
2000	117.	1046	67C	(797)	(946)	908	73C	(651)	(773)	1.47	.015	.015	.011	.011
2000	78.	982	69C	(735)	(873)	850	74C	(601)	(714)	1.37	.013	.013	.009	.009
2500	OPEN	1453	61C	(1224)	(1419)	1276	68C	(999)	(1163)	1.57	.043	.042	.029	.028
2500	234.	1264	66C	(983)	(1164)	1092	73C	(785)	(931)	1.57	.025	.027	.017	.017
2500	156.	1190	67C	(902)	(1072)	1031	73C	(734)	(874)	1.57	.021	.021	.015	.015
2500	117.	1133	69C	(844)	(1005)	978	74C	(688)	(819)	1.57	.018	.018	.012	.012
2500	78.	1057	70C	(775)	(922)	910	75C	(632)	(752)	1.46	.015	.016	.010	.010

(*) CORRESPONDING EARTH INTERFACE TEMPERATURE - DEGREES C

Not for Resale

MC 50-76 6470247 0007265 4

Copyright National Electrical Manufacturers Association
Provided by IHS under license with NEMA
No reproduction or networking permitted without license from IHS
Not for Resale

AMPACITY OF SINGLE CONDUCTOR SOLID DIELECTRIC POWER CABLE
INSTALLED DIRECT BURIED

SINGLE CIRCUIT
CONFIGURATION: SPACED (SEE FIGURE 3)

VOLTAGE: 69 KV
ALUMINUM CONDUCTORS

SOIL RESISTIVITY: 90 RHO

EARTH AMBIENT TEMPERATURE: 25C

		75% LOAD FACTOR				100% LOAD FACTOR								
		MAXIMUM CONDUCTOR TEMPERATURE 90C		MAXIMUM EARTH INTERFACE TEMPERATURE		MAXIMUM CONDUCTOR TEMPERATURE 90C		MAXIMUM EARTH INTERFACE TEMPERATURE			DIELECTRIC CORRECTION FACTOR			
											75% LF		100% LF	
COND SIZE	RS MICROHMS PER FOOT 25C	AMPS	(*)	(50C) AMPS	(60C) AMPS	AMPS	(*)	(50C) AMPS	(60C) AMPS	DELTA TD	50C	60C	50C	60C
350	OPEN	446	59C	(388)	(446)	397	66C	(322)	(372)	0.94	.004	.003	.002	.002
350	234.	431	61C	(365)	(423)	382	67C	(301)	(350)	0.94	.003	.003	.002	.002
350	156.	425	62C	(356)	(413)	376	68C	(293)	(342)	0.94	.003	.003	.002	.002
350	117.	420	62C	(349)	(406)	370	68C	(287)	(335)	0.94	.003	.003	.002	.002
350	78.	413	63C	(340)	(395)	363	69C	(279)	(326)	0.94	.003	.003	.002	.002
500	OPEN	546	61C	(466)	(537)	484	67C	(386)	(446)	1.02	.006	.005	.004	.004
500	234.	521	63C	(429)	(499)	458	69C	(352)	(411)	1.02	.005	.005	.003	.003
500	156.	511	64C	(415)	(484)	448	70C	(340)	(398)	1.02	.004	.004	.003	.003
500	117.	503	65C	(404)	(472)	440	70C	(331)	(388)	1.02	.004	.004	.003	.003
500	78.	491	66C	(390)	(456)	428	71C	(319)	(375)	1.02	.004	.004	.003	.003
750	OPEN	683	62C	(574)	(662)	602	68C	(473)	(548)	1.13	.010	.009	.007	.006
750	234.	639	65C	(511)	(597)	557	71C	(418)	(490)	1.13	.008	.007	.005	.005
750	156.	622	66C	(489)	(574)	540	72C	(399)	(469)	1.13	.007	.007	.005	.005
750	117.	608	66C	(477)	(560)	527	73C	(385)	(454)	1.13	.006	.006	.004	.004
750	78.	585	67C	(453)	(533)	508	73C	(368)	(433)	1.13	.005	.005	.004	.004
1000	OPEN	802	63C	(663)	(766)	703	69C	(545)	(632)	1.21	.014	.013	.009	.009
1000	234.	737	67C	(576)	(675)	638	73C	(469)	(551)	1.21	.011	.010	.007	.007
1000	156.	713	68C	(551)	(650)	615	74C	(444)	(524)	1.21	.009	.009	.006	.006
1000	117.	691	68C	(527)	(622)	596	74C	(426)	(503)	1.21	.008	.008	.006	.006
1000	78.	660	69C	(496)	(586)	571	75C	(403)	(476)	1.21	.007	.007	.005	.005
1250	OPEN	905	64C	(739)	(856)	790	70C	(606)	(704)	1.29	.019	.018	.013	.012
1250	234.	820	68C	(627)	(738)	706	74C	(509)	(600)	1.29	.013	.013	.009	.009
1250	156.	787	69C	(595)	(703)	676	75C	(479)	(567)	1.29	.011	.011	.008	.008
1250	117.	758	70C	(565)	(669)	652	76C	(457)	(541)	1.29	.010	.010	.007	.007
1250	78.	720	71C	(529)	(626)	620	76C	(434)	(514)	1.29	.009	.009	.006	.006
1500	OPEN	997	65C	(805)	(934)	867	71C	(659)	(767)	1.36	.024	.023	.016	.015
1500	234.	890	69C	(670)	(790)	763	75C	(543)	(642)	1.36	.016	.016	.011	.011
1500	156.	849	70C	(631)	(747)	727	76C	(508)	(602)	1.36	.013	.013	.009	.009
1500	117.	815	71C	(596)	(708)	699	77C	(488)	(573)	1.36	.012	.012	.008	.008
1500	78.	769	72C	(555)	(659)	659	77C	(455)	(540)	1.26	.010	.010	.007	.007
1750	OPEN	1079	66C	(863)	(1002)	936	72C	(705)	(822)	1.42	.029	.027	.019	.018
1750	234.	952	70C	(714)	(835)	813	76C	(572)	(677)	1.42	.019	.019	.012	.012
1750	156.	903	71C	(661)	(785)	771	77C	(533)	(632)	1.42	.015	.015	.011	.011
1750	117.	863	72C	(623)	(741)	739	78C	(510)	(606)	1.42	.013	.013	.010	.010
1750	78.	811	73C	(577)	(686)	693	77C	(473)	(562)	1.32	.012	.012	.008	.008
2000	OPEN	1153	67C	(914)	(1063)	998	72C	(746)	(871)	1.47	.033	.032	.022	.021
2000	234.	1007	71C	(746)	(884)	857	76C	(596)	(707)	1.47	.022	.021	.014	.014
2000	156.	950	72C	(687)	(817)	810	77C	(553)	(658)	1.47	.017	.017	.012	.012
2000	117.	906	73C	(646)	(769)	774	78C	(528)	(628)	1.47	.015	.015	.011	.011
2000	78.	847	74C	(596)	(710)	722	78C	(488)	(580)	1.37	.013	.013	.009	.009
2500	OPEN	1280	68C	(1000)	(1167)	1103	73C	(814)	(952)	1.57	.043	.042	.029	.028
2500	234.	1099	71C	(797)	(947)	930	77C	(637)	(757)	1.57	.025	.027	.017	.017
2500	156.	1029	73C	(730)	(871)	874	79C	(588)	(700)	1.57	.021	.021	.015	.015
2500	117.	977	74C	(684)	(816)	831	78C	(558)	(665)	1.57	.018	.018	.012	.012
2500	78.	907	75C	(628)	(749)	770	79C	(512)	(611)	1.46	.015	.016	.010	.010

(*) CORRESPONDING EARTH INTERFACE TEMPERATURE - DEGREES C

IEC 60-76
6470247 0007764 4

Copyright National Electrical Manufacturers Association
Provided by IHS under license with NEMA
No reproduction or networking permitted without license from IHS
Not for Resale

AMPACITY OF SINGLE CONDUCTOR SOLID DIELECTRIC POWER CABLE
INSTALLED DIRECT BURIED

SINGLE CIRCUIT
CONFIGURATION: SPACED (SEE FIGURE 3)

VOLTAGE: 69 KV
ALUMINUM CONDUCTORS

SOIL RESISTIVITY: 120 RHO

EARTH AMBIENT TEMPERATURE: 25C

		75% LOAD FACTOR				100% LOAD FACTOR								
		MAXIMUM CONDUCTOR TEMPERATURE		MAXIMUM EARTH INTERFACE TEMPERATURE		MAXIMUM CONDUCTOR TEMPERATURE		MAXIMUM EARTH INTERFACE TEMPERATURE			DIELECTRIC CORRECTION FACTOR			
											75% LF		100% LF	
	RS MICROHMS PER	90C		(50C)	(60C)	90C		(50C)	(60C)	DELTA				
COND SIZE	FOOT 25C	AMPS	(*)	AMPS	AMPS	AMPS	(*)	AMPS	AMPS	TD	50C	60C	50C	60C
350	OPEN	410	64C	(338)	(390)	361	70C	(279)	(324)	0.94	.004	.003	.002	.002
350	234.	395	66C	(317)	(368)	345	71C	(260)	(304)	0.94	.003	.003	.002	.002
350	156.	389	66C	(309)	(360)	339	72C	(254)	(297)	0.94	.003	.003	.002	.002
350	117.	384	67C	(302)	(353)	334	72C	(248)	(291)	0.94	.003	.003	.002	.002
350	78.	377	67C	(294)	(344)	327	73C	(241)	(283)	0.94	.003	.003	.002	.002
500	OPEN	501	65C	(405)	(469)	438	71C	(334)	(388)	1.02	.006	.005	.004	.004
500	234.	475	68C	(371)	(434)	412	73C	(305)	(357)	1.02	.005	.005	.003	.003
500	156.	465	68C	(359)	(420)	403	74C	(294)	(345)	1.02	.004	.004	.003	.003
500	117.	457	69C	(350)	(410)	395	74C	(286)	(336)	1.02	.004	.004	.003	.003
500	78.	446	70C	(337)	(396)	384	75C	(276)	(324)	1.02	.004	.004	.003	.003
750	OPEN	624	67C	(498)	(577)	543	72C	(409)	(476)	1.13	.010	.009	.007	.006
750	234.	580	69C	(442)	(518)	500	74C	(361)	(424)	1.13	.008	.007	.005	.005
750	156.	564	70C	(423)	(497)	484	75C	(345)	(406)	1.13	.007	.007	.005	.005
750	117.	550	71C	(411)	(481)	471	76C	(332)	(392)	1.13	.006	.006	.004	.004
750	78.	529	71C	(391)	(461)	453	77C	(317)	(374)	1.13	.005	.005	.004	.004
1000	OPEN	731	68C	(575)	(668)	632	73C	(471)	(549)	1.21	.014	.013	.009	.009
1000	234.	667	71C	(497)	(585)	571	76C	(404)	(477)	1.21	.011	.010	.007	.007
1000	156.	644	72C	(472)	(556)	548	77C	(383)	(453)	1.21	.009	.009	.006	.006
1000	117.	624	72C	(454)	(537)	531	77C	(367)	(435)	1.21	.008	.008	.006	.006
1000	78.	594	73C	(428)	(506)	507	78C	(348)	(411)	1.21	.007	.007	.005	.005
1250	OPEN	823	69C	(640)	(744)	710	74C	(524)	(611)	1.29	.019	.018	.013	.012
1250	234.	739	72C	(541)	(638)	629	77C	(439)	(519)	1.29	.013	.013	.009	.009
1250	156.	709	73C	(513)	(608)	601	78C	(413)	(489)	1.29	.011	.011	.008	.008
1250	117.	682	73C	(487)	(578)	579	79C	(394)	(467)	1.29	.010	.010	.007	.007
1250	78.	646	74C	(456)	(541)	550	79C	(371)	(440)	1.29	.009	.009	.006	.006
1500	OPEN	905	70C	(696)	(811)	778	75C	(569)	(665)	1.36	.024	.023	.016	.015
1500	234.	801	73C	(577)	(683)	679	78C	(468)	(554)	1.36	.016	.016	.011	.011
1500	156.	763	74C	(543)	(645)	645	79C	(438)	(519)	1.36	.013	.013	.009	.009
1500	117.	731	74C	(514)	(611)	619	79C	(416)	(494)	1.36	.012	.012	.008	.008
1500	78.	688	76C	(478)	(568)	584	79C	(392)	(466)	1.26	.010	.010	.007	.007
1750	OPEN	978	70C	(746)	(870)	838	75C	(609)	(712)	1.42	.029	.027	.019	.018
1750	234.	855	74C	(608)	(721)	722	78C	(492)	(584)	1.42	.019	.019	.012	.012
1750	156.	810	74C	(569)	(677)	683	79C	(458)	(545)	1.42	.015	.015	.011	.011
1750	117.	773	75C	(536)	(639)	654	80C	(434)	(517)	1.42	.013	.013	.010	.010
1750	78.	724	76C	(497)	(592)	613	80C	(407)	(484)	1.32	.012	.012	.008	.008
2000	OPEN	1043	71C	(789)	(923)	892	76C	(643)	(754)	1.47	.033	.032	.022	.021
2000	234.	902	75C	(635)	(754)	760	79C	(513)	(610)	1.47	.022	.021	.014	.014
2000	156.	851	75C	(591)	(705)	716	80C	(476)	(567)	1.47	.017	.017	.012	.012
2000	117.	809	76C	(556)	(663)	683	81C	(450)	(536)	1.47	.015	.015	.011	.011
2000	78.	755	77C	(513)	(612)	638	81C	(420)	(500)	1.37	.013	.013	.009	.009
2500	OPEN	1155	72C	(863)	(1011)	984	76C	(701)	(824)	1.57	.043	.042	.029	.028
2500	234.	982	76C	(686)	(808)	823	80C	(548)	(652)	1.57	.025	.027	.017	.017
2500	156.	919	76C	(628)	(750)	771	81C	(505)	(603)	1.57	.021	.021	.015	.015
2500	117.	870	77C	(588)	(703)	733	82C	(480)	(573)	1.57	.018	.018	.012	.012
2500	78.	807	78C	(540)	(645)	679	81C	(441)	(527)	1.46	.015	.016	.010	.010

(*) CORRESPONDING EARTH INTERFACE TEMPERATURE - DEGREES C

IPC 50-76
6470247 0007267 8

Copyright National Electrical Manufacturers Association
Provided by IHS under license with NEMA
No reproduction or networking permitted without license from IHS
Not for Resale

AMPACITY OF SINGLE CONDUCTOR SOLID DIELECTRIC POWER CABLE INSTALLED DIRECT BURIED

DOUBLE CIRCUIT
CONFIGURATION: SPACED (SEE FIGURE 4)

VOLTAGE: 69 KV
COPPER CONDUCTORS

SOIL RESISTIVITY: 60 RHO

EARTH AMBIENT TEMPERATURE: 25C

		75% LOAD FACTOR				100% LOAD FACTOR								
		MAXIMUM CONDUCTOR TEMPERATURE 90C		MAXIMUM EARTH INTERFACE TEMPERATURE		MAXIMUM CONDUCTOR TEMPERATURE 90C		MAXIMUM EARTH INTERFACE TEMPERATURE			DIELECTRIC CORRECTION FACTOR			
											75% LF		100% LF	
COND SIZE	RS MICROHMS PER FOOT 25C	AMPS	(*)	(50C) AMPS	(60C) AMPS	AMPS	(*)	(50C) AMPS	(60C) AMPS	DELTA TD	50C	60C	50C	60C
350	OPEN	600	56C	(543)	(600)	537	63C	(448)	(516)	1.14	.006	.006	.004	.004
350	234.	564	59C	(487)	(564)	501	66C	(399)	(466)	1.13	.005	.005	.003	.003
350	156.	550	60C	(466)	(543)	487	67C	(381)	(446)	1.13	.004	.004	.003	.003
350	117.	539	61C	(450)	(526)	475	67C	(368)	(432)	1.13	.004	.004	.003	.003
350	78.	524	62C	(431)	(504)	461	68C	(353)	(414)	1.13	.004	.004	.002	.002
500	OPEN	734	58C	(651)	(734)	653	64C	(535)	(618)	1.24	.009	.009	.006	.006
500	234.	674	62C	(561)	(655)	593	68C	(458)	(537)	1.23	.007	.007	.005	.004
500	156.	651	63C	(530)	(622)	571	69C	(433)	(509)	1.23	.006	.006	.004	.004
500	117.	633	64C	(508)	(597)	554	70C	(415)	(489)	1.23	.006	.005	.004	.004
500	78.	610	65C	(482)	(567)	532	71C	(393)	(464)	1.23	.005	.005	.003	.003
750	OPEN	913	59C	(795)	(913)	808	66C	(650)	(753)	1.38	.016	.015	.011	.010
750	234.	810	64C	(651)	(765)	707	70C	(529)	(624)	1.37	.010	.010	.007	.007
750	156.	772	65C	(606)	(716)	672	71C	(493)	(583)	1.37	.009	.009	.006	.006
750	117.	744	66C	(575)	(680)	645	72C	(468)	(554)	1.37	.008	.008	.005	.005
750	78.	708	68C	(539)	(637)	612	73C	(439)	(519)	1.37	.007	.007	.005	.005
1000	OPEN	1065	61C	(910)	(1051)	937	67C	(742)	(862)	1.49	.023	.022	.015	.014
1000	234.	918	66C	(716)	(846)	796	72C	(581)	(688)	1.47	.013	.013	.009	.009
1000	156.	869	67C	(660)	(783)	750	73C	(536)	(636)	1.47	.011	.011	.008	.008
1000	117.	831	69C	(622)	(739)	716	74C	(505)	(600)	1.47	.010	.010	.007	.007
1000	78.	784	70C	(578)	(686)	672	75C	(470)	(558)	1.47	.009	.009	.006	.006
1250	OPEN	1193	62C	(1003)	(1162)	1045	68C	(817)	(951)	1.59	.029	.028	.019	.019
1250	234.	1004	67C	(765)	(907)	866	73C	(620)	(736)	1.57	.017	.016	.011	.011
1250	156.	943	69C	(701)	(833)	810	74C	(568)	(676)	1.57	.014	.014	.009	.009
1250	117.	898	70C	(657)	(782)	769	75C	(533)	(635)	1.57	.012	.012	.008	.008
1250	78.	841	72C	(607)	(722)	717	76C	(493)	(586)	1.57	.010	.010	.007	.007
1500	OPEN	1301	63C	(1080)	(1254)	1137	69C	(878)	(1024)	1.67	.036	.035	.024	.023
1500	234.	1075	69C	(804)	(955)	923	74C	(651)	(774)	1.65	.019	.019	.013	.013
1500	156.	1004	70C	(733)	(873)	859	75C	(593)	(707)	1.65	.016	.016	.011	.011
1500	117.	952	71C	(684)	(816)	812	76C	(555)	(662)	1.65	.014	.014	.009	.009
1500	78.	886	73C	(630)	(750)	753	77C	(511)	(608)	1.65	.012	.012	.008	.008
1750	OPEN	1395	63C	(1147)	(1332)	1215	70C	(931)	(1086)	1.75	.043	.041	.028	.027
1750	234.	1134	70C	(837)	(996)	971	75C	(677)	(806)	1.73	.022	.022	.014	.015
1750	156.	1055	71C	(759)	(906)	899	76C	(615)	(733)	1.73	.018	.018	.012	.012
1750	117.	997	72C	(708)	(845)	847	77C	(573)	(684)	1.73	.016	.016	.010	.010
1750	78.	924	74C	(649)	(773)	783	78C	(526)	(627)	1.73	.013	.013	.009	.009
2000	OPEN	1479	64C	(1202)	(1401)	1285	70C	(975)	(1140)	1.82	.049	.048	.032	.031
2000	234.	1186	70C	(865)	(1031)	1013	76C	(699)	(833)	1.80	.025	.025	.016	.016
2000	156.	1099	72C	(782)	(935)	934	77C	(632)	(756)	1.80	.020	.020	.013	.013
2000	117.	1036	73C	(727)	(870)	878	78C	(588)	(703)	1.80	.017	.018	.011	.012
2000	78.	957	74C	(665)	(793)	808	79C	(538)	(642)	1.80	.015	.015	.010	.010
2500	OPEN	1615	65C	(1292)	(1511)	1397	71C	(1045)	(1226)	1.95	.062	.060	.040	.039
2500	234.	1271	72C	(910)	(1087)	1080	77C	(734)	(877)	1.93	.030	.030	.019	.019
2500	156.	1171	73C	(819)	(981)	991	78C	(662)	(792)	1.93	.024	.024	.016	.016
2500	117.	1100	74C	(760)	(910)	928	79C	(614)	(735)	1.93	.021	.021	.013	.014
2500	78.	1010	75C	(691)	(827)	850	80C	(559)	(668)	1.93	.017	.017	.011	.011

(*) CORRESPONDING EARTH INTERFACE TEMPERATURE - DEGREES C

CAUTION - THESE AMPACITIES APPLY ONLY TO THE PHASE SEQUENCE ARRANGEMENT OF FIGURE 4

WC 50-76
4470247 0002768 T

Copyright National Electrical Manufacturers Association
Provided by IHS under license with NEMA
No reproduction or networking permitted without license from IHS
Not for Resale

DOUBLE CIRCUIT
CONFIGURATION: SPACED (SEE FIGURE 4)

VOLTAGE: 69 KV
COPPER CONDUCTORS

SOIL RESISTIVITY: 90 RHO

EARTH AMBIENT TEMPERATURE: 25C

		75% LOAD FACTOR				100% LOAD FACTOR								
		MAXIMUM CONDUCTOR TEMPERATURE		MAXIMUM EARTH INTERFACE TEMPERATURE		MAXIMUM CONDUCTOR TEMPERATURE		MAXIMUM EARTH INTERFACE TEMPERATURE			DIELECTRIC CORRECTION FACTOR			
	RS MICROHMS PER	90C		(50C)	(60C)	90C		(50C)	(60C)	DELTA	75% LF		100% LF	
COND SIZE	FOOT 25C	AMPS	(*)	AMPS	AMPS	AMPS	(*)	AMPS	AMPS	TD	50C	60C	50C	60C
350	OPEN	537	63C	(447)	(516)	471	69C	(367)	(425)	1.14	.006	.006	.004	.004
350	234.	501	66C	(398)	(465)	436	71C	(325)	(381)	1.13	.005	.005	.003	.003
350	156.	486	67C	(380)	(446)	422	72C	(310)	(365)	1.13	.004	.004	.003	.003
350	117.	475	68C	(367)	(431)	411	73C	(300)	(353)	1.13	.004	.004	.003	.003
350	78.	460	69C	(351)	(413)	397	74C	(287)	(338)	1.13	.004	.004	.002	.002
500	OPEN	653	64C	(534)	(618)	570	70C	(437)	(508)	1.24	.009	.009	.006	.006
500	234.	593	68C	(457)	(537)	513	73C	(373)	(439)	1.23	.007	.007	.005	.004
500	156.	571	69C	(431)	(508)	492	74C	(352)	(415)	1.23	.006	.006	.004	.004
500	117.	554	70C	(413)	(488)	476	75C	(337)	(398)	1.23	.006	.005	.004	.004
500	78.	531	71C	(392)	(463)	455	76C	(320)	(378)	1.23	.005	.005	.003	.003
750	OPEN	810	66C	(651)	(756)	702	72C	(531)	(619)	1.38	.016	.015	.011	.010
750	234.	708	70C	(529)	(624)	607	75C	(430)	(509)	1.37	.010	.010	.007	.007
750	156.	672	71C	(492)	(583)	575	76C	(400)	(475)	1.37	.009	.009	.006	.006
750	117.	646	72C	(466)	(553)	551	77C	(380)	(451)	1.37	.008	.008	.005	.005
750	78.	612	73C	(437)	(519)	521	78C	(356)	(423)	1.37	.007	.007	.005	.005
1000	OPEN	940	67C	(744)	(866)	812	73C	(606)	(707)	1.49	.023	.022	.015	.014
1000	234.	798	72C	(581)	(689)	681	76C	(472)	(560)	1.47	.013	.013	.009	.009
1000	156.	751	73C	(535)	(637)	638	78C	(435)	(517)	1.47	.011	.011	.008	.008
1000	117.	717	74C	(504)	(600)	608	78C	(410)	(488)	1.47	.010	.010	.007	.007
1000	78.	673	75C	(469)	(558)	569	79C	(381)	(454)	1.47	.009	.009	.006	.006
1250	OPEN	1049	68C	(819)	(955)	902	73C	(666)	(778)	1.59	.029	.028	.019	.019
1250	234.	869	73C	(620)	(737)	737	78C	(503)	(598)	1.57	.017	.016	.011	.011
1250	156.	812	74C	(567)	(677)	687	79C	(460)	(549)	1.57	.014	.014	.009	.009
1250	117.	770	75C	(532)	(635)	650	79C	(432)	(515)	1.57	.012	.012	.008	.008
1250	78.	718	76C	(492)	(586)	605	80C	(400)	(476)	1.57	.010	.010	.007	.007
1500	OPEN	1142	69C	(881)	(1030)	979	74C	(715)	(837)	1.67	.036	.035	.024	.023
1500	234.	926	74C	(651)	(776)	784	78C	(527)	(629)	1.65	.019	.019	.013	.013
1500	156.	861	75C	(593)	(708)	726	79C	(480)	(574)	1.65	.016	.016	.011	.011
1500	117.	814	76C	(554)	(662)	684	80C	(449)	(537)	1.65	.014	.014	.009	.009
1500	78.	755	77C	(510)	(609)	633	81C	(414)	(494)	1.65	.012	.012	.008	.008
1750	OPEN	1221	69C	(934)	(1092)	1044	75C	(757)	(887)	1.75	.043	.041	.028	.027
1750	234.	975	75C	(677)	(808)	822	79C	(548)	(654)	1.73	.022	.022	.014	.015
1750	156.	902	76C	(614)	(735)	758	80C	(497)	(595)	1.73	.018	.018	.012	.012
1750	117.	850	77C	(572)	(685)	713	81C	(464)	(555)	1.73	.016	.016	.010	.010
1750	78.	785	78C	(525)	(627)	657	81C	(426)	(509)	1.73	.013	.013	.009	.009
2000	OPEN	1292	70C	(979)	(1147)	1102	75C	(792)	(930)	1.82	.049	.048	.032	.031
2000	234.	1017	75C	(699)	(836)	855	79C	(565)	(676)	1.80	.025	.025	.016	.016
2000	156.	938	77C	(632)	(757)	786	80C	(511)	(613)	1.80	.020	.020	.013	.013
2000	117.	881	78C	(588)	(705)	737	81C	(476)	(570)	1.80	.017	.018	.011	.012
2000	78.	811	79C	(538)	(643)	677	82C	(436)	(521)	1.80	.015	.015	.010	.010
2500	OPEN	1406	71C	(1050)	(1234)	1195	76C	(848)	(999)	1.95	.062	.060	.040	.039
2500	234.	1085	76C	(735)	(880)	909	80C	(594)	(711)	1.93	.030	.030	.019	.019
2500	156.	996	78C	(662)	(794)	832	81C	(535)	(642)	1.93	.024	.024	.016	.016
2500	117.	932	79C	(614)	(737)	777	82C	(496)	(595)	1.93	.021	.021	.013	.014
2500	78.	853	79C	(559)	(670)	710	82C	(452)	(542)	1.93	.017	.017	.011	.011

(*) CORRESPONDING EARTH INTERFACE TEMPERATURE - DEGREES C

CAUTION - THESE AMPACITIES APPLY ONLY TO THE PHASE SEQUENCE ARRANGEMENT OF FIGURE 4

IPC 50-76
6470247 0007769 1

Copyright National Electrical Manufacturers Association
Provided by IHS under license with NEMA
No reproduction or networking permitted without license from IHS
Not for Resale

AMPACITY OF SINGLE CONDUCTOR SOLID DIELECTRIC POWER CABLE
INSTALLED DIRECT BURIED

DOUBLE CIRCUIT
CONFIGURATION: SPACED (SEE FIGURE 4)

VOLTAGE: 69 KV
COPPER CONDUCTORS

SOIL RESISTIVITY: 120 RHO

EARTH AMBIENT TEMPERATURE: 25C

		75% LOAD FACTOR				100% LOAD FACTOR								
		MAXIMUM CONDUCTOR TEMPERATURE 90C		MAXIMUM EARTH INTERFACE TEMPERATURE		MAXIMUM CONDUCTOR TEMPERATURE 90C		MAXIMUM EARTH INTERFACE TEMPERATURE			DIELECTRIC CORRECTION FACTOR			
											75% LF		100% LF	
COND SIZE	RS MICROHMS PER FOOT 25C	AMPS	(*)	(50C) AMPS	(60C) AMPS	AMPS	(*)	(50C) AMPS	(60C) AMPS	DELTA TD	50C	60C	50C	60C
350	OPEN	490	67C	(388)	(450)	424	73C	(317)	(369)	1.14	.006	.006	.004	.004
350	234.	454	70C	(343)	(403)	390	75C	(281)	(330)	1.13	.005	.005	.003	.003
350	156.	440	71C	(328)	(386)	377	76C	(268)	(316)	1.13	.004	.004	.003	.003
350	117.	429	72C	(317)	(373)	367	76C	(259)	(305)	1.13	.004	.004	.003	.003
350	78.	415	72C	(303)	(357)	354	77C	(248)	(292)	1.13	.004	.004	.002	.002
500	OPEN	594	69C	(463)	(538)	512	74C	(378)	(441)	1.24	.009	.009	.006	.006
500	234.	536	72C	(394)	(465)	458	77C	(321)	(379)	1.23	.007	.007	.005	.004
500	156.	514	73C	(372)	(440)	438	77C	(303)	(359)	1.23	.006	.006	.004	.004
500	117.	498	74C	(356)	(421)	423	78C	(290)	(344)	1.23	.006	.005	.004	.004
500	78.	476	75C	(338)	(400)	404	79C	(276)	(326)	1.23	.005	.005	.003	.003
750	OPEN	734	70C	(563)	(657)	629	75C	(459)	(536)	1.38	.016	.015	.011	.010
750	234.	636	74C	(455)	(539)	540	78C	(370)	(439)	1.37	.010	.010	.007	.007
750	156.	603	75C	(423)	(503)	510	79C	(345)	(409)	1.37	.009	.009	.006	.006
750	117.	578	76C	(402)	(477)	488	79C	(327)	(389)	1.37	.008	.008	.005	.005
750	78.	546	77C	(377)	(447)	460	80C	(307)	(364)	1.37	.007	.007	.005	.005
1000	OPEN	850	71C	(643)	(751)	725	76C	(523)	(612)	1.49	.023	.022	.015	.014
1000	234.	715	75C	(500)	(594)	603	79C	(406)	(483)	1.47	.013	.013	.009	.009
1000	156.	671	76C	(460)	(549)	565	80C	(374)	(446)	1.47	.011	.011	.008	.008
1000	117.	638	77C	(434)	(517)	536	81C	(352)	(420)	1.47	.010	.010	.007	.007
1000	78.	598	78C	(403)	(481)	501	81C	(328)	(391)	1.47	.009	.009	.006	.006
1250	OPEN	947	72C	(707)	(828)	805	77C	(574)	(673)	1.59	.029	.028	.019	.019
1250	234.	776	76C	(533)	(635)	652	80C	(432)	(515)	1.57	.017	.016	.011	.011
1250	156.	723	77C	(488)	(583)	606	81C	(396)	(473)	1.57	.014	.014	.009	.009
1250	117.	684	78C	(457)	(547)	573	82C	(371)	(444)	1.57	.012	.012	.008	.008
1250	78.	637	79C	(423)	(505)	532	82C	(343)	(410)	1.57	.010	.010	.007	.007
1500	OPEN	1028	73C	(760)	(891)	871	77C	(616)	(724)	1.67	.036	.035	.024	.023
1500	234.	825	77C	(559)	(668)	692	81C	(453)	(541)	1.65	.019	.019	.013	.013
1500	156.	765	78C	(509)	(610)	639	82C	(413)	(494)	1.65	.016	.016	.011	.011
1500	117.	721	79C	(476)	(570)	602	82C	(386)	(462)	1.65	.014	.014	.009	.009
1500	78.	667	80C	(438)	(524)	556	83C	(355)	(425)	1.65	.012	.012	.008	.008
1750	OPEN	1098	73C	(805)	(945)	928	78C	(652)	(767)	1.75	.043	.041	.028	.027
1750	234.	867	78C	(582)	(696)	725	81C	(471)	(563)	1.73	.022	.022	.014	.015
1750	156.	800	79C	(527)	(632)	667	82C	(427)	(512)	1.73	.018	.018	.012	.012
1750	117.	752	80C	(491)	(589)	626	83C	(398)	(477)	1.73	.016	.016	.010	.010
1750	78.	693	81C	(451)	(540)	576	83C	(365)	(438)	1.73	.013	.013	.009	.009
2000	OPEN	1160	74C	(843)	(992)	978	78C	(681)	(803)	1.82	.049	.048	.032	.031
2000	234.	903	78C	(600)	(719)	753	82C	(485)	(581)	1.80	.025	.025	.016	.016
2000	156.	830	79C	(542)	(651)	691	82C	(439)	(527)	1.80	.020	.020	.013	.013
2000	117.	779	80C	(504)	(606)	647	83C	(408)	(490)	1.80	.017	.018	.011	.012
2000	78.	715	81C	(461)	(553)	593	84C	(374)	(448)	1.80	.015	.015	.010	.010
2500	OPEN	1260	75C	(903)	(1066)	1059	79C	(729)	(861)	1.95	.062	.060	.040	.039
2500	234.	961	79C	(630)	(757)	799	82C	(509)	(611)	1.93	.030	.030	.019	.019
2500	156.	880	80C	(568)	(683)	729	83C	(459)	(552)	1.93	.024	.024	.016	.016
2500	117.	822	81C	(526)	(633)	681	84C	(425)	(512)	1.93	.021	.021	.013	.014
2500	78.	751	82C	(479)	(576)	621	84C	(388)	(466)	1.93	.017	.017	.011	.011

(*) CORRESPONDING EARTH INTERFACE TEMPERATURE - DEGREES C

CAUTION - THESE AMPACITIES APPLY ONLY TO THE PHASE SEQUENCE ARRANGEMENT OF FIGURE 4

WC 50-76 6470247 0007270 8

Copyright National Electrical Manufacturers Association
Provided by IHS under license with NEMA
No reproduction or networking permitted without license from IHS
Not for Resale

DOUBLE CIRCUIT
CONFIGURATION: SPACED (SEE FIGURE 4)

VOLTAGE: 69 KV
ALUMINUM CONDUCTORS

SOIL RESISTIVITY: 60 RHO

EARTH AMBIENT TEMPERATURE: 25C

		75% LOAD FACTOR				100% LOAD FACTOR					DIELECTRIC CORRECTION FACTOR			
		MAXIMUM CONDUCTOR TEMPERATURE		MAXIMUM EARTH INTERFACE TEMPERATURE		MAXIMUM CONDUCTOR TEMPERATURE		MAXIMUM EARTH INTERFACE TEMPERATURE			75% LF		100% LF	
COND SIZE	RS MICROHMS PER FOOT 25C	90C AMPS	(*)	(50C) AMPS	(60C) AMPS	90C AMPS	(*)	(50C) AMPS	(60C) AMPS	DELTA TD	50C	60C	50C	60C
350	OPEN	468	56C	(424)	(468)	419	63C	(350)	(403)	1.14	.004	.003	.002	.002
350	234.	451	58C	(397)	(451)	402	65C	(326)	(378)	1.13	.003	.003	.002	.002
350	156.	444	59C	(385)	(444)	394	65C	(316)	(368)	1.13	.003	.003	.002	.002
350	117.	438	60C	(377)	(437)	388	66C	(309)	(360)	1.13	.003	.003	.002	.002
350	78.	430	60C	(365)	(425)	380	67C	(299)	(350)	1.13	.003	.003	.002	.002
500	OPEN	574	58C	(510)	(574)	511	64C	(419)	(484)	1.24	.006	.006	.004	.004
500	234.	545	60C	(464)	(539)	481	67C	(380)	(443)	1.23	.005	.005	.003	.003
500	156.	532	61C	(447)	(520)	469	68C	(365)	(427)	1.23	.004	.004	.003	.003
500	117.	523	62C	(433)	(506)	460	68C	(354)	(415)	1.23	.004	.004	.003	.003
500	78.	509	63C	(417)	(487)	447	69C	(341)	(400)	1.23	.004	.004	.003	.002
750	OPEN	719	59C	(627)	(719)	636	66C	(513)	(594)	1.38	.010	.009	.007	.006
750	234.	666	62C	(550)	(642)	584	69C	(449)	(526)	1.37	.007	.007	.005	.005
750	156.	645	63C	(523)	(613)	564	70C	(426)	(501)	1.37	.007	.007	.004	.004
750	117.	628	64C	(503)	(590)	548	70C	(410)	(482)	1.37	.006	.006	.004	.004
750	78.	606	65C	(478)	(562)	527	71C	(390)	(459)	1.37	.006	.005	.004	.004
1000	OPEN	845	61C	(724)	(834)	744	67C	(591)	(685)	1.49	.014	.014	.010	.009
1000	234.	767	64C	(616)	(723)	668	70C	(501)	(589)	1.47	.010	.010	.007	.007
1000	156.	737	66C	(580)	(683)	640	71C	(472)	(556)	1.47	.009	.009	.006	.006
1000	117.	714	66C	(554)	(654)	618	72C	(450)	(532)	1.47	.008	.008	.005	.005
1000	78.	683	68C	(523)	(617)	590	73C	(425)	(502)	1.47	.007	.007	.005	.005
1250	OPEN	955	62C	(806)	(931)	837	68C	(658)	(763)	1.59	.019	.018	.013	.012
1250	234.	851	66C	(669)	(787)	737	72C	(543)	(640)	1.57	.013	.013	.008	.008
1250	156.	813	67C	(625)	(738)	702	73C	(507)	(600)	1.57	.011	.011	.007	.007
1250	117.	783	68C	(594)	(702)	674	74C	(482)	(571)	1.57	.010	.010	.007	.007
1250	78.	744	69C	(556)	(658)	639	75C	(452)	(535)	1.57	.009	.009	.006	.006
1500	OPEN	1052	63C	(878)	(1016)	919	69C	(715)	(831)	1.67	.024	.023	.016	.015
1500	234.	922	67C	(712)	(840)	796	73C	(577)	(682)	1.65	.015	.015	.010	.010
1500	156.	876	68C	(661)	(783)	753	74C	(536)	(635)	1.65	.013	.013	.009	.009
1500	117.	841	69C	(626)	(742)	721	75C	(507)	(602)	1.65	.012	.012	.008	.008
1500	78.	795	71C	(583)	(691)	679	76C	(473)	(561)	1.65	.010	.010	.007	.007
1750	OPEN	1140	63C	(941)	(1090)	993	70C	(765)	(890)	1.75	.029	.028	.019	.018
1750	234.	985	68C	(749)	(885)	847	74C	(606)	(718)	1.73	.018	.018	.012	.012
1750	156.	931	69C	(692)	(821)	798	75C	(560)	(665)	1.73	.015	.015	.010	.010
1750	117.	891	71C	(652)	(775)	761	76C	(528)	(628)	1.73	.013	.013	.009	.009
1750	78.	838	72C	(605)	(719)	713	77C	(491)	(583)	1.73	.012	.012	.008	.008
2000	OPEN	1218	64C	(997)	(1157)	1059	70C	(809)	(943)	1.82	.034	.033	.022	.022
2000	234.	1040	69C	(781)	(925)	891	74C	(631)	(749)	1.80	.020	.020	.013	.013
2000	156.	980	70C	(719)	(854)	836	75C	(581)	(691)	1.80	.017	.017	.011	.011
2000	117.	934	71C	(676)	(804)	795	76C	(547)	(651)	1.80	.015	.015	.010	.010
2000	78.	875	73C	(625)	(743)	742	77C	(506)	(602)	1.80	.013	.013	.008	.008
2500	OPEN	1354	65C	(1090)	(1269)	1171	71C	(883)	(1031)	1.95	.044	.043	.029	.028
2500	234.	1132	70C	(833)	(989)	966	75C	(672)	(799)	1.93	.025	.025	.016	.016
2500	156.	1060	72C	(762)	(908)	900	77C	(615)	(733)	1.93	.021	.021	.014	.014
2500	117.	1006	73C	(713)	(851)	852	77C	(576)	(688)	1.93	.018	.018	.012	.012
2500	78.	936	74C	(656)	(782)	791	78C	(531)	(632)	1.93	.015	.015	.010	.010

(*) CORRESPONDING EARTH INTERFACE TEMPERATURE - DEGREES C

CAUTION - THESE AMPACITIES APPLY ONLY TO THE PHASE SEQUENCE ARRANGEMENT OF FIGURE 4

WC 50-76
6470247 0007221 T

Copyright National Electrical Manufacturers Association
Provided by IHS under license with NEMA
No reproduction or networking permitted without license from IHS
Not for Resale

DOUBLE CIRCUIT
CONFIGURATION: SPACED (SEE FIGURE 4)

VOLTAGE: 69 KV
ALUMINUM CONDUCTORS

SOIL RESISTIVITY: 90 RHO

EARTH AMBIENT TEMPERATURE: 25C

		75% LOAD FACTOR				100% LOAD FACTOR								
		MAXIMUM CONDUCTOR TEMPERATURE		MAXIMUM EARTH INTERFACE TEMPERATURE		MAXIMUM CONDUCTOR TEMPERATURE		MAXIMUM EARTH INTERFACE TEMPERATURE			DIELECTRIC CORRECTION FACTOR			
	RS MICROHMS PER	90C		(50C)	(60C)	90C		(50C)	(60C)		75% LF		100% LF	
COND SIZE	FOOT 25C	AMPS	(*)	AMPS	AMPS	AMPS	(*)	AMPS	AMPS	DELTA TD	50C	60C	50C	60C
350	OPEN	419	63C	(349)	(403)	367	69C	(287)	(332)	1.14	.004	.003	.002	.002
350	234.	402	65C	(325)	(378)	351	70C	(266)	(311)	1.13	.003	.003	.002	.002
350	156.	394	65C	(315)	(368)	343	71C	(258)	(302)	1.13	.003	.003	.002	.002
350	117.	388	66C	(308)	(360)	337	72C	(252)	(295)	1.13	.003	.003	.002	.002
350	78.	380	67C	(298)	(349)	330	72C	(244)	(286)	1.13	.003	.003	.002	.002
500	OPEN	511	64C	(419)	(484)	446	70C	(343)	(398)	1.24	.006	.006	.004	.004
500	234.	482	67C	(379)	(443)	418	72C	(310)	(363)	1.23	.005	.005	.003	.003
500	156.	469	67C	(364)	(427)	406	73C	(298)	(349)	1.23	.004	.004	.003	.003
500	117.	460	68C	(353)	(415)	397	74C	(288)	(339)	1.23	.004	.004	.003	.003
500	78.	447	69C	(340)	(399)	385	74C	(278)	(326)	1.23	.004	.004	.003	.002
750	OPEN	637	66C	(514)	(595)	553	72C	(420)	(488)	1.38	.010	.009	.007	.006
750	234.	585	68C	(448)	(526)	504	74C	(365)	(429)	1.37	.007	.007	.005	.005
750	156.	564	69C	(425)	(501)	485	75C	(346)	(409)	1.37	.007	.007	.004	.004
750	117.	548	70C	(409)	(482)	470	75C	(333)	(393)	1.37	.006	.006	.004	.004
750	78.	527	71C	(389)	(459)	451	76C	(317)	(374)	1.37	.006	.005	.004	.004
1000	OPEN	746	67C	(593)	(688)	644	73C	(483)	(562)	1.49	.014	.014	.010	.009
1000	234.	670	70C	(501)	(591)	573	75C	(407)	(481)	1.47	.010	.010	.007	.007
1000	156.	641	71C	(471)	(557)	547	76C	(383)	(453)	1.47	.009	.009	.006	.006
1000	117.	619	72C	(450)	(533)	527	77C	(366)	(433)	1.47	.008	.008	.005	.005
1000	78.	590	73C	(424)	(502)	502	78C	(345)	(409)	1.47	.007	.007	.005	.005
1250	OPEN	840	68C	(659)	(767)	723	73C	(536)	(625)	1.59	.019	.018	.013	.012
1250	234.	739	71C	(543)	(642)	630	76C	(441)	(521)	1.57	.013	.013	.008	.008
1250	156.	703	73C	(507)	(601)	598	77C	(411)	(488)	1.57	.011	.011	.007	.007
1250	117.	676	74C	(481)	(571)	573	78C	(391)	(464)	1.57	.010	.010	.007	.007
1250	78.	640	75C	(451)	(535)	541	79C	(366)	(435)	1.57	.009	.009	.006	.006
1500	OPEN	924	69C	(717)	(835)	792	74C	(583)	(680)	1.67	.024	.023	.016	.015
1500	234.	799	73C	(578)	(684)	678	77C	(468)	(555)	1.65	.015	.015	.010	.010
1500	156.	756	74C	(536)	(637)	640	78C	(434)	(516)	1.65	.013	.013	.009	.009
1500	117.	723	75C	(507)	(603)	611	79C	(411)	(489)	1.65	.012	.012	.008	.008
1500	78.	681	76C	(472)	(562)	573	80C	(383)	(456)	1.65	.010	.010	.007	.007
1750	OPEN	998	69C	(768)	(896)	853	75C	(623)	(728)	1.75	.029	.028	.019	.018
1750	234.	850	73C	(607)	(720)	719	78C	(491)	(583)	1.73	.018	.018	.012	.012
1750	156.	801	75C	(560)	(667)	675	79C	(454)	(540)	1.73	.015	.015	.010	.010
1750	117.	763	75C	(528)	(629)	643	80C	(428)	(510)	1.73	.013	.013	.009	.009
1750	78.	715	77C	(490)	(584)	601	80C	(397)	(473)	1.73	.012	.012	.008	.008
2000	OPEN	1064	70C	(813)	(949)	908	75C	(658)	(771)	1.82	.034	.033	.022	.022
2000	234.	895	74C	(632)	(751)	756	79C	(511)	(608)	1.80	.020	.020	.013	.013
2000	156.	840	75C	(582)	(693)	707	79C	(470)	(561)	1.80	.017	.017	.011	.011
2000	117.	798	76C	(547)	(652)	670	80C	(442)	(528)	1.80	.015	.015	.010	.010
2000	78.	745	77C	(506)	(603)	624	81C	(409)	(488)	1.80	.013	.013	.008	.008
2500	OPEN	1179	71C	(887)	(1039)	1001	76C	(717)	(842)	1.95	.044	.043	.029	.028
2500	234.	971	75C	(674)	(803)	816	79C	(544)	(648)	1.93	.025	.025	.016	.016
2500	156.	905	76C	(616)	(736)	758	80C	(498)	(595)	1.93	.021	.021	.014	.014
2500	117.	856	77C	(577)	(690)	716	81C	(466)	(557)	1.93	.018	.018	.012	.012
2500	78.	794	78C	(530)	(634)	662	82C	(429)	(513)	1.93	.015	.015	.010	.010

(*) CORRESPONDING EARTH INTERFACE TEMPERATURE - DEGREES C

CAUTION - THESE AMPACITIES APPLY ONLY TO THE PHASE SEQUENCE ARRANGEMENT OF FIGURE 4

WC 50-76
6470247 0007222 1

Copyright National Electrical Manufacturers Association
Provided by IHS under license with NEMA
No reproduction or networking permitted without license from IHS

DOUBLE CIRCUIT
CONFIGURATION: SPACED (SEE FIGURE 4)

VOLTAGE: 69 KV
ALUMINUM CONDUCTORS

SOIL RESISTIVITY: 120 RHO

EARTH AMBIENT TEMPERATURE: 25C

		75% LOAD FACTOR				100% LOAD FACTOR								
		MAXIMUM CONDUCTOR TEMPERATURE		MAXIMUM EARTH INTERFACE TEMPERATURE		MAXIMUM CONDUCTOR TEMPERATURE		MAXIMUM EARTH INTERFACE TEMPERATURE			DIELECTRIC CORRECTION FACTOR			
											75% LF		100% LF	
COND SIZE	RS MICROHMS PER FOOT 25C	90C AMPS	(*)	(50C) AMPS	(60C) AMPS	90C AMPS	(*)	(50C) AMPS	(60C) AMPS	DELTA TD	50C	60C	50C	60C
350	OPEN	382	67C	(303)	(351)	331	73C	(248)	(289)	1.14	.004	.003	.002	.002
350	234.	365	69C	(281)	(329)	315	74C	(230)	(269)	1.13	.003	.003	.002	.002
350	156.	358	70C	(272)	(319)	308	75C	(223)	(261)	1.13	.003	.003	.002	.002
350	117.	352	70C	(266)	(312)	302	75C	(217)	(255)	1.13	.003	.003	.002	.002
350	78.	344	71C	(258)	(303)	295	76C	(211)	(248)	1.13	.003	.003	.002	.002
500	OPEN	465	69C	(363)	(422)	400	74C	(297)	(345)	1.24	.006	.006	.004	.004
500	234.	436	71C	(328)	(384)	374	76C	(267)	(314)	1.23	.005	.005	.003	.003
500	156.	424	72C	(315)	(370)	363	76C	(257)	(302)	1.23	.004	.004	.003	.003
500	117.	415	72C	(305)	(359)	354	77C	(249)	(293)	1.23	.004	.004	.003	.003
500	78.	402	73C	(293)	(345)	343	77C	(239)	(282)	1.23	.004	.004	.003	.002
750	OPEN	578	70C	(445)	(518)	495	75C	(363)	(423)	1.38	.010	.009	.007	.006
750	234.	527	72C	(387)	(455)	449	77C	(315)	(371)	1.37	.007	.007	.005	.005
750	156.	508	73C	(367)	(433)	431	78C	(298)	(353)	1.37	.007	.007	.004	.004
750	117.	492	74C	(352)	(417)	418	78C	(287)	(339)	1.37	.006	.006	.004	.004
750	78.	472	75C	(335)	(396)	400	79C	(273)	(323)	1.37	.006	.005	.004	.004
1000	OPEN	675	71C	(512)	(597)	575	76C	(417)	(487)	1.49	.014	.014	.010	.009
1000	234.	601	74C	(432)	(510)	509	78C	(351)	(415)	1.47	.010	.010	.007	.007
1000	156.	574	75C	(406)	(481)	485	79C	(330)	(391)	1.47	.009	.009	.006	.006
1000	117.	554	76C	(387)	(460)	467	80C	(315)	(374)	1.47	.008	.008	.005	.005
1000	78.	527	76C	(365)	(433)	443	80C	(297)	(352)	1.47	.007	.007	.005	.005
1250	OPEN	758	72C	(570)	(665)	644	77C	(463)	(541)	1.59	.019	.018	.013	.012
1250	234.	662	75C	(467)	(554)	558	79C	(379)	(450)	1.57	.013	.013	.008	.008
1250	156.	628	76C	(436)	(518)	529	80C	(354)	(421)	1.57	.011	.011	.007	.007
1250	117.	603	77C	(414)	(492)	506	80C	(336)	(400)	1.57	.010	.010	.007	.007
1250	78.	569	78C	(388)	(461)	477	81C	(315)	(375)	1.57	.009	.009	.006	.006
1500	OPEN	832	73C	(619)	(724)	705	77C	(502)	(588)	1.67	.024	.023	.016	.015
1500	234.	714	76C	(497)	(590)	600	80C	(402)	(478)	1.65	.015	.015	.010	.010
1500	156.	673	77C	(461)	(549)	565	81C	(373)	(445)	1.65	.013	.013	.009	.009
1500	117.	643	78C	(435)	(519)	538	81C	(353)	(421)	1.65	.012	.012	.008	.008
1500	78.	604	79C	(406)	(484)	505	82C	(329)	(393)	1.65	.010	.010	.007	.007
1750	OPEN	897	73C	(662)	(776)	758	78C	(536)	(629)	1.75	.029	.028	.019	.018
1750	234.	758	77C	(521)	(621)	635	80C	(422)	(503)	1.73	.018	.018	.012	.012
1750	156.	712	78C	(481)	(575)	595	81C	(390)	(465)	1.73	.015	.015	.010	.010
1750	117.	678	78C	(454)	(542)	566	82C	(367)	(439)	1.73	.013	.013	.009	.009
1750	78.	633	79C	(421)	(503)	528	82C	(341)	(408)	1.73	.012	.012	.008	.008
2000	OPEN	956	74C	(700)	(821)	806	78C	(567)	(666)	1.82	.034	.033	.022	.022
2000	234.	797	77C	(543)	(647)	666	81C	(439)	(524)	1.80	.020	.020	.013	.013
2000	156.	746	78C	(499)	(597)	622	82C	(404)	(483)	1.80	.017	.017	.011	.011
2000	117.	708	79C	(469)	(561)	589	82C	(380)	(454)	1.80	.015	.015	.010	.010
2000	78.	659	80C	(434)	(519)	548	83C	(352)	(420)	1.80	.013	.013	.008	.008
2500	OPEN	1056	75C	(763)	(898)	888	79C	(617)	(726)	1.95	.044	.043	.029	.028
2500	234.	862	78C	(578)	(691)	718	82C	(467)	(558)	1.93	.025	.025	.016	.016
2500	156.	801	79C	(528)	(633)	666	82C	(427)	(512)	1.93	.021	.021	.014	.014
2500	117.	757	80C	(495)	(593)	628	83C	(400)	(479)	1.93	.018	.018	.012	.012
2500	78.	701	81C	(455)	(545)	580	83C	(368)	(441)	1.93	.015	.015	.010	.010

(*) CORRESPONDING EARTH INTERFACE TEMPERATURE - DEGREES C

CAUTION - THESE AMPACITIES APPLY ONLY TO THE PHASE SEQUENCE ARRANGEMENT OF FIGURE 4

Not for Resale

IPC 50-74 6470247 0007223 3

Copyright National Electrical Manufacturers Association
Provided by IHS under license with NEMA
No reproduction or networking permitted without license from IHS
Not for Resale

DOUBLE CIRCUIT
CONFIGURATION: SPACED (SEE FIGURE 5)

VOLTAGE: 69 KV
COPPER CONDUCTORS

SOIL RESISTIVITY: 60 RHO

EARTH AMBIENT TEMPERATURE: 25C

		75% LOAD FACTOR				100% LOAD FACTOR					DIELECTRIC CORRECTION FACTOR			
		MAXIMUM CONDUCTOR TEMPERATURE		MAXIMUM EARTH INTERFACE TEMPERATURE		MAXIMUM CONDUCTOR TEMPERATURE		MAXIMUM EARTH INTERFACE TEMPERATURE			75% LF		100% LF	
COND SIZE	RS MICROHMS PER FOOT 25C	90C AMPS	(*)	(50C) AMPS	(60C) AMPS	90C AMPS	(*)	(50C) AMPS	(60C) AMPS	DELTA TD	50C	60C	50C	60C
350	OPEN	547	62C	(461)	(532)	478	68C	(375)	(435)	1.56	.006	.006	.004	.004
350	234.	522	64C	(425)	(495)	453	70C	(344)	(402)	1.56	.005	.005	.003	.003
350	156.	511	65C	(411)	(480)	443	71C	(332)	(389)	1.56	.005	.005	.003	.003
350	117.	502	65C	(399)	(467)	434	72C	(323)	(379)	1.56	.005	.004	.003	.003
350	78.	489	66C	(383)	(449)	421	72C	(310)	(364)	1.56	.004	.004	.003	.003
500	OPEN	666	63C	(551)	(637)	579	70C	(447)	(519)	1.70	.010	.009	.006	.006
500	234.	624	66C	(494)	(578)	538	72C	(399)	(468)	1.70	.008	.008	.005	.005
500	156.	608	67C	(473)	(555)	522	73C	(382)	(449)	1.70	.007	.007	.005	.005
500	117.	594	68C	(456)	(537)	509	74C	(368)	(434)	1.70	.007	.006	.004	.004
500	78.	573	69C	(433)	(511)	489	75C	(349)	(412)	1.70	.006	.006	.004	.004
750	OPEN	825	65C	(670)	(777)	713	71C	(543)	(632)	1.90	.016	.016	.011	.010
750	234.	754	68C	(580)	(682)	646	74C	(467)	(551)	1.90	.012	.012	.008	.008
750	156.	727	69C	(549)	(648)	620	75C	(442)	(522)	1.90	.011	.011	.007	.007
750	117.	705	70C	(525)	(620)	599	75C	(422)	(500)	1.90	.010	.010	.006	.006
750	78.	672	71C	(492)	(583)	569	76C	(396)	(469)	1.90	.009	.009	.006	.006
1000	OPEN	958	66C	(765)	(889)	824	72C	(618)	(721)	2.06	.023	.022	.015	.015
1000	234.	860	70C	(645)	(761)	731	75C	(519)	(613)	2.06	.016	.016	.010	.010
1000	156.	823	71C	(606)	(717)	697	76C	(486)	(576)	2.06	.014	.014	.009	.009
1000	117.	793	72C	(575)	(682)	670	77C	(462)	(548)	2.06	.013	.013	.008	.008
1000	78.	750	73C	(535)	(635)	631	78C	(429)	(510)	2.06	.011	.011	.007	.007
1250	OPEN	1069	67C	(842)	(981)	916	73C	(679)	(793)	2.20	.030	.029	.020	.019
1250	234.	944	71C	(695)	(822)	799	76C	(558)	(661)	2.20	.020	.020	.013	.013
1250	156.	899	72C	(648)	(770)	758	77C	(520)	(618)	2.20	.018	.018	.011	.011
1250	117.	862	73C	(613)	(729)	725	78C	(492)	(585)	2.20	.016	.016	.010	.010
1250	78.	810	75C	(566)	(674)	678	79C	(454)	(541)	2.20	.013	.013	.009	.009
1500	OPEN	1163	68C	(905)	(1056)	993	74C	(729)	(853)	2.33	.037	.036	.024	.023
1500	234.	1014	72C	(736)	(872)	855	77C	(590)	(700)	2.33	.024	.024	.016	.015
1500	156.	961	73C	(683)	(813)	808	78C	(547)	(652)	2.33	.021	.021	.013	.013
1500	117.	919	74C	(644)	(767)	770	79C	(516)	(615)	2.33	.018	.018	.012	.012
1500	78.	859	76C	(591)	(706)	716	80C	(474)	(565)	2.33	.016	.016	.010	.010
1750	OPEN	1243	69C	(959)	(1120)	1059	74C	(771)	(903)	2.44	.044	.043	.028	.027
1750	234.	1073	73C	(770)	(914)	903	78C	(617)	(733)	2.44	.028	.028	.018	.018
1750	156.	1014	74C	(712)	(848)	850	79C	(571)	(680)	2.44	.024	.024	.015	.015
1750	117.	967	75C	(670)	(799)	808	79C	(536)	(640)	2.44	.021	.021	.014	.014
1750	78.	900	76C	(613)	(732)	749	80C	(491)	(586)	2.44	.018	.018	.011	.011
2000	OPEN	1315	69C	(1004)	(1176)	1117	75C	(807)	(947)	2.55	.050	.049	.032	.032
2000	234.	1126	73C	(799)	(950)	945	78C	(640)	(761)	2.55	.032	.031	.020	.020
2000	156.	1061	75C	(737)	(880)	887	79C	(590)	(704)	2.55	.027	.027	.017	.017
2000	117.	1010	76C	(692)	(827)	841	80C	(554)	(662)	2.55	.024	.024	.015	.015
2000	78.	936	77C	(631)	(755)	777	81C	(505)	(604)	2.55	.020	.020	.013	.013
2500	OPEN	1430	70C	(1076)	(1264)	1211	76C	(864)	(1016)	2.74	.063	.061	.040	.039
2500	234.	1211	75C	(846)	(1009)	1012	79C	(677)	(807)	2.74	.038	.038	.025	.025
2500	156.	1137	76C	(779)	(931)	947	80C	(623)	(744)	2.74	.032	.033	.021	.021
2500	117.	1079	77C	(729)	(873)	896	81C	(582)	(697)	2.74	.028	.029	.018	.018
2500	78.	995	78C	(662)	(793)	823	82C	(529)	(634)	2.74	.023	.024	.015	.015

(*) CORRESPONDING EARTH INTERFACE TEMPERATURE - DEGREES C

CAUTION - THESE AMPACITIES APPLY ONLY TO THE PHASE SEQUENCE ARRANGEMENT OF FIGURE 5

IEC 60-76
6702647 0007774 5

Copyright National Electrical Manufacturers Association
Provided by IHS under license with NEMA
No reproduction or networking permitted without license from IHS
Not for Resale

DOUBLE CIRCUIT
CONFIGURATION: SPACED (SEE FIGURE 5)

VOLTAGE: 69 KV
COPPER CONDUCTORS

SOIL RESISTIVITY: 90 RHO

EARTH AMBIENT TEMPERATURE: 25C

		75% LOAD FACTOR				100% LOAD FACTOR								
	RS MICROHMS PER	MAXIMUM CONDUCTOR TEMPERATURE 90C		MAXIMUM EARTH INTERFACE TEMPERATURE (50C)	(60C)	MAXIMUM CONDUCTOR TEMPERATURE 90C		MAXIMUM EARTH INTERFACE TEMPERATURE (50C)	(60C)		DIELECTRIC CORRECTION FACTOR 75% LF		100% LF	
COND SIZE	FOOT 25C	AMPS	(*)	AMPS	AMPS	AMPS	(*)	AMPS	AMPS	DELTA TD	50C	60C	50C	60C
350	OPEN	481	68C	(377)	(438)	412	74C	(306)	(356)	1.56	.006	.006	.004	.004
350	234.	456	70C	(346)	(405)	388	75C	(280)	(328)	1.56	.005	.005	.003	.003
350	156.	446	71C	(334)	(392)	379	76C	(270)	(318)	1.56	.005	.005	.003	.003
350	117.	437	71C	(325)	(382)	371	76C	(262)	(309)	1.56	.005	.004	.003	.003
350	78.	424	72C	(311)	(367)	359	77C	(251)	(296)	1.56	.004	.004	.003	.003
500	OPEN	583	69C	(450)	(524)	497	75C	(364)	(425)	1.70	.010	.009	.006	.006
500	234.	542	72C	(402)	(472)	459	77C	(324)	(382)	1.70	.008	.008	.005	.005
500	156.	526	73C	(384)	(453)	444	77C	(310)	(366)	1.70	.007	.007	.005	.005
500	117.	513	73C	(370)	(437)	432	78C	(299)	(353)	1.70	.007	.006	.004	.004
500	78.	493	74C	(352)	(416)	414	79C	(283)	(335)	1.70	.006	.006	.004	.004
750	OPEN	719	71C	(546)	(637)	610	76C	(441)	(516)	1.90	.016	.016	.011	.010
750	234.	651	73C	(471)	(556)	548	78C	(379)	(448)	1.90	.012	.012	.008	.008
750	156.	626	74C	(445)	(527)	525	79C	(358)	(424)	1.90	.011	.011	.007	.007
750	117.	605	75C	(425)	(504)	507	79C	(342)	(406)	1.90	.010	.010	.006	.006
750	78.	575	76C	(399)	(473)	480	80C	(320)	(381)	1.90	.009	.009	.006	.006
1000	OPEN	831	72C	(623)	(728)	702	77C	(502)	(588)	2.06	.023	.022	.015	.015
1000	234.	738	75C	(522)	(619)	618	79C	(420)	(498)	2.06	.016	.016	.010	.010
1000	156.	704	76C	(490)	(582)	588	80C	(393)	(468)	2.06	.014	.014	.009	.009
1000	117.	677	77C	(465)	(554)	564	80C	(373)	(445)	2.06	.013	.013	.008	.008
1000	78.	637	78C	(432)	(515)	529	81C	(347)	(414)	2.06	.011	.011	.007	.007
1250	OPEN	924	73C	(684)	(801)	779	78C	(551)	(646)	2.20	.030	.029	.020	.019
1250	234.	807	76C	(562)	(668)	673	80C	(451)	(536)	2.20	.020	.020	.013	.013
1250	156.	766	77C	(524)	(624)	637	81C	(420)	(501)	2.20	.018	.018	.011	.011
1250	117.	733	78C	(495)	(591)	608	81C	(397)	(474)	2.20	.016	.016	.010	.010
1250	78.	685	79C	(457)	(546)	567	82C	(367)	(438)	2.20	.013	.013	.009	.009
1500	OPEN	1003	73C	(734)	(862)	842	78C	(590)	(694)	2.33	.037	.036	.024	.023
1500	234.	865	77C	(594)	(707)	719	81C	(476)	(567)	2.33	.024	.024	.016	.015
1500	156.	817	78C	(551)	(658)	677	81C	(442)	(528)	2.33	.021	.021	.013	.013
1500	117.	779	79C	(519)	(621)	644	82C	(416)	(498)	2.33	.018	.018	.012	.012
1500	78.	724	80C	(477)	(571)	597	83C	(382)	(458)	2.33	.016	.016	.010	.010
1750	OPEN	1070	74C	(777)	(913)	897	79C	(624)	(735)	2.44	.044	.043	.028	.027
1750	234.	913	77C	(621)	(741)	757	81C	(498)	(594)	2.44	.028	.028	.018	.018
1750	156.	859	78C	(575)	(687)	711	82C	(460)	(551)	2.44	.024	.024	.015	.015
1750	117.	817	79C	(540)	(647)	674	82C	(432)	(518)	2.44	.021	.021	.014	.014
1750	78.	757	80C	(494)	(592)	623	83C	(396)	(474)	2.44	.018	.018	.011	.011
2000	OPEN	1129	75C	(812)	(957)	945	79C	(652)	(770)	2.55	.050	.049	.032	.032
2000	234.	955	78C	(644)	(769)	791	81C	(516)	(616)	2.55	.032	.031	.020	.020
2000	156.	897	79C	(594)	(712)	741	82C	(476)	(570)	2.55	.027	.027	.017	.017
2000	117.	851	80C	(557)	(669)	701	83C	(446)	(535)	2.55	.024	.024	.015	.015
2000	78.	786	81C	(509)	(611)	646	83C	(407)	(489)	2.55	.020	.020	.013	.013
2500	OPEN	1225	75C	(870)	(1028)	1021	80C	(697)	(825)	2.74	.063	.061	.040	.039
2500	234.	1025	79C	(682)	(816)	846	82C	(545)	(653)	2.74	.038	.038	.025	.025
2500	156.	959	80C	(627)	(753)	789	83C	(501)	(602)	2.74	.032	.033	.021	.021
2500	117.	907	80C	(586)	(705)	745	83C	(469)	(564)	2.74	.028	.029	.018	.018
2500	78.	834	81C	(533)	(641)	683	84C	(426)	(512)	2.74	.023	.024	.015	.015

(*) CORRESPONDING EARTH INTERFACE TEMPERATURE - DEGREES C

CAUTION - THESE AMPACITIES APPLY ONLY TO THE PHASE SEQUENCE ARRANGEMENT OF FIGURE 5

WC 50-76 6472047 0007775 7

Copyright National Electrical Manufacturers Association
Provided by IHS under license with NEMA
No reproduction or networking permitted without license from IHS
Not for Resale

AMPACITY OF SINGLE CONDUCTOR SOLID DIELECTRIC POWER CABLE
INSTALLED DIRECT BURIED

DOUBLE CIRCUIT
CONFIGURATION: SPACED (SEE FIGURE 5)

VOLTAGE: 69 KV
COPPER CONDUCTORS

SOIL RESISTIVITY: 120 RHO

EARTH AMBIENT TEMPERATURE: 25C

COND SIZE	RS MICROHMS PER FOOT 25C	75% LOAD FACTOR: MAXIMUM CONDUCTOR TEMPERATURE 90C AMPS	(*)	75% LOAD FACTOR: MAXIMUM EARTH INTERFACE TEMPERATURE (50C) AMPS	(60C) AMPS	100% LOAD FACTOR: MAXIMUM CONDUCTOR TEMPERATURE 90C AMPS	(*)	100% LOAD FACTOR: MAXIMUM EARTH INTERFACE TEMPERATURE (50C) AMPS	(60C) AMPS	DELTA TD	DIELECTRIC CORRECTION FACTOR 75% LF 50C	75% LF 60C	100% LF 50C	100% LF 60C
350	OPEN	434	72C	(326)	(380)	367	77C	(264)	(308)	1.56	.006	.006	.004	.004
350	234.	410	74C	(298)	(351)	345	78C	(241)	(284)	1.56	.005	.005	.003	.003
350	156.	400	74C	(288)	(339)	336	79C	(232)	(274)	1.56	.005	.005	.003	.003
350	117.	391	75C	(280)	(330)	329	79C	(226)	(266)	1.56	.005	.004	.003	.003
350	78.	379	76C	(268)	(317)	318	80C	(216)	(256)	1.56	.004	.004	.003	.003
500	OPEN	524	73C	(388)	(454)	442	78C	(314)	(367)	1.70	.010	.009	.006	.006
500	234.	485	75C	(346)	(408)	407	79C	(279)	(329)	1.70	.008	.008	.005	.005
500	156.	470	76C	(331)	(391)	393	80C	(266)	(315)	1.70	.007	.007	.005	.005
500	117.	457	77C	(319)	(377)	382	80C	(257)	(304)	1.70	.007	.006	.004	.004
500	78.	439	77C	(302)	(359)	365	81C	(244)	(289)	1.70	.006	.006	.004	.004
750	OPEN	644	74C	(471)	(551)	541	79C	(380)	(446)	1.90	.016	.016	.011	.010
750	234.	580	77C	(404)	(479)	484	81C	(325)	(386)	1.90	.012	.012	.008	.008
750	156.	557	77C	(382)	(454)	463	81C	(307)	(365)	1.90	.011	.011	.007	.007
750	117.	537	78C	(365)	(434)	446	82C	(293)	(349)	1.90	.010	.010	.006	.006
750	78.	509	79C	(342)	(408)	422	82C	(275)	(328)	1.90	.009	.009	.006	.006
1000	OPEN	743	75C	(536)	(629)	621	80C	(431)	(507)	2.06	.023	.022	.015	.015
1000	234.	656	78C	(448)	(533)	544	81C	(360)	(428)	2.06	.016	.016	.010	.010
1000	156.	624	79C	(420)	(501)	517	82C	(337)	(402)	2.06	.014	.014	.009	.009
1000	117.	599	79C	(399)	(476)	495	83C	(320)	(383)	2.06	.013	.013	.008	.008
1000	78.	563	80C	(371)	(443)	464	83C	(297)	(356)	2.06	.011	.011	.007	.007
1250	OPEN	825	76C	(588)	(692)	688	80C	(472)	(557)	2.20	.030	.029	.020	.019
1250	234.	716	79C	(482)	(575)	592	82C	(387)	(461)	2.20	.020	.020	.013	.013
1250	156.	677	80C	(449)	(537)	559	83C	(360)	(431)	2.20	.018	.018	.011	.011
1250	117.	647	80C	(424)	(508)	533	83C	(340)	(408)	2.20	.016	.016	.010	.010
1250	78.	604	81C	(392)	(469)	496	84C	(314)	(376)	2.20	.013	.013	.009	.009
1500	OPEN	893	77C	(630)	(743)	743	81C	(506)	(598)	2.33	.037	.036	.024	.023
1500	234.	765	79C	(509)	(608)	631	83C	(408)	(488)	2.33	.024	.024	.016	.015
1500	156.	721	80C	(472)	(566)	593	83C	(378)	(453)	2.33	.021	.021	.013	.013
1500	117.	686	81C	(445)	(534)	564	84C	(356)	(428)	2.33	.018	.018	.012	.012
1500	78.	637	82C	(408)	(491)	522	84C	(327)	(393)	2.33	.016	.016	.010	.010
1750	OPEN	952	77C	(666)	(787)	790	81C	(535)	(633)	2.44	.044	.043	.028	.027
1750	234.	806	80C	(532)	(637)	664	83C	(426)	(510)	2.44	.028	.028	.018	.018
1750	156.	758	81C	(491)	(590)	622	84C	(394)	(473)	2.44	.024	.024	.015	.015
1750	117.	719	81C	(462)	(555)	590	84C	(370)	(445)	2.44	.021	.021	.014	.014
1750	78.	665	82C	(423)	(509)	544	85C	(338)	(407)	2.44	.018	.018	.011	.011
2000	OPEN	1003	78C	(696)	(824)	831	81C	(558)	(662)	2.55	.050	.049	.032	.032
2000	234.	843	80C	(551)	(661)	693	83C	(441)	(529)	2.55	.032	.031	.020	.020
2000	156.	790	81C	(508)	(611)	647	84C	(407)	(489)	2.55	.027	.027	.017	.017
2000	117.	748	82C	(476)	(574)	612	84C	(381)	(459)	2.55	.024	.024	.015	.015
2000	78.	690	83C	(435)	(524)	563	85C	(348)	(419)	2.55	.020	.020	.013	.013
2500	OPEN	1086	78C	(744)	(883)	897	82C	(596)	(708)	2.74	.063	.061	.040	.039
2500	234.	902	81C	(582)	(700)	739	84C	(465)	(560)	2.74	.038	.038	.025	.025
2500	156.	842	82C	(535)	(645)	689	84C	(428)	(516)	2.74	.032	.033	.021	.021
2500	117.	796	82C	(501)	(604)	649	85C	(400)	(483)	2.74	.028	.029	.018	.018
2500	78.	730	83C	(455)	(549)	594	85C	(364)	(439)	2.74	.023	.024	.015	.015

(*) CORRESPONDING EARTH INTERFACE TEMPERATURE - DEGREES C

CAUTION - THESE AMPACITIES APPLY ONLY TO THE PHASE SEQUENCE ARRANGEMENT OF FIGURE 5

IEC 502-76
4702047 0007276 9

Copyright National Electrical Manufacturers Association
Provided by IHS under license with NEMA
No reproduction or networking permitted without license from IHS
Not for Resale

AMPACITY OF SINGLE CONDUCTOR SOLID DIELECTRIC POWER CABLE
INSTALLED DIRECT BURIED

DOUBLE CIRCUIT
CONFIGURATION: SPACED (SEE FIGURE 5)

SOIL RESISTIVITY: 60 RHO

VOLTAGE: 69 KV
ALUMINUM CONDUCTORS

EARTH AMBIENT TEMPERATURE: 25C

COND SIZE	RS MICROHMS PER FOOT 25C	75% LOAD FACTOR: MAXIMUM CONDUCTOR TEMPERATURE 90C AMPS	(*)	75% LOAD FACTOR: MAXIMUM EARTH INTERFACE TEMPERATURE (50C) AMPS	(60C) AMPS	100% LOAD FACTOR: MAXIMUM CONDUCTOR TEMPERATURE 90C AMPS	(*)	100% LOAD FACTOR: MAXIMUM EARTH INTERFACE TEMPERATURE (50C) AMPS	(60C) AMPS	DELTA TD	DIELECTRIC CORRECTION FACTOR 75% LF 50C	75% LF 60C	100% LF 50C	100% LF 60C
350	OPEN	427	62C	(360)	(415)	373	68C	(293)	(340)	1.56	.004	.004	.002	.002
350	234.	415	63C	(342)	(397)	361	70C	(278)	(323)	1.56	.003	.003	.002	.002
350	156.	409	64C	(335)	(389)	355	70C	(271)	(317)	1.56	.003	.003	.002	.002
350	117.	405	64C	(329)	(383)	351	70C	(266)	(311)	1.56	.003	.003	.002	.002
350	78.	398	65C	(320)	(373)	344	71C	(259)	(303)	1.56	.003	.003	.002	.002
500	OPEN	521	63C	(432)	(499)	453	70C	(351)	(407)	1.70	.006	.006	.004	.004
500	234.	500	65C	(403)	(469)	433	71C	(326)	(381)	1.70	.005	.005	.003	.003
500	156.	492	66C	(391)	(457)	424	72C	(316)	(370)	1.70	.005	.005	.003	.003
500	117.	484	66C	(382)	(446)	417	72C	(309)	(362)	1.70	.005	.005	.003	.003
500	78.	473	67C	(368)	(431)	406	73C	(297)	(349)	1.70	.004	.004	.003	.003
750	OPEN	649	65C	(529)	(612)	561	71C	(429)	(498)	1.90	.010	.010	.007	.006
750	234.	613	67C	(482)	(563)	527	73C	(389)	(456)	1.90	.008	.008	.005	.005
750	156.	598	68C	(464)	(543)	513	73C	(374)	(439)	1.90	.008	.008	.005	.005
750	117.	586	68C	(449)	(527)	501	74C	(362)	(426)	1.90	.007	.007	.005	.005
750	78.	567	69C	(428)	(504)	483	75C	(345)	(406)	1.90	.007	.006	.004	.004
1000	OPEN	760	66C	(609)	(707)	654	72C	(493)	(573)	2.06	.015	.014	.010	.009
1000	234.	708	69C	(544)	(638)	604	74C	(438)	(515)	2.06	.012	.011	.008	.007
1000	156.	687	69C	(520)	(611)	585	75C	(418)	(493)	2.06	.011	.010	.007	.007
1000	117.	670	70C	(500)	(590)	568	76C	(402)	(475)	2.06	.010	.010	.006	.006
1000	78.	643	71C	(473)	(559)	544	76C	(380)	(450)	2.06	.009	.009	.006	.006
1250	OPEN	856	67C	(677)	(787)	733	73C	(547)	(637)	2.20	.020	.019	.013	.012
1250	234.	788	70C	(594)	(699)	669	75C	(478)	(563)	2.20	.015	.015	.010	.009
1250	156.	761	71C	(565)	(666)	644	76C	(454)	(536)	2.20	.013	.013	.009	.009
1250	117.	738	72C	(541)	(640)	624	77C	(434)	(514)	2.20	.012	.012	.008	.008
1250	78.	704	73C	(508)	(602)	593	78C	(408)	(483)	2.20	.011	.011	.007	.007
1500	OPEN	940	68C	(736)	(857)	803	74C	(594)	(693)	2.33	.025	.024	.016	.015
1500	234.	856	71C	(637)	(750)	725	76C	(512)	(604)	2.33	.018	.018	.012	.012
1500	156.	824	72C	(602)	(712)	695	77C	(483)	(572)	2.33	.016	.016	.010	.010
1500	117.	797	73C	(575)	(681)	671	78C	(461)	(547)	2.33	.015	.015	.010	.009
1500	78.	756	74C	(537)	(637)	634	78C	(431)	(511)	2.33	.013	.013	.008	.008
1750	OPEN	1016	69C	(788)	(918)	865	74C	(635)	(742)	2.44	.030	.029	.019	.019
1750	234.	917	72C	(673)	(795)	774	77C	(540)	(639)	2.44	.021	.021	.014	.014
1750	156.	879	73C	(634)	(751)	739	78C	(509)	(603)	2.44	.019	.019	.012	.012
1750	117.	848	74C	(604)	(717)	711	78C	(484)	(575)	2.44	.017	.017	.011	.011
1750	78.	801	75C	(561)	(667)	670	79C	(450)	(535)	2.44	.015	.015	.010	.010
2000	OPEN	1083	69C	(833)	(973)	921	75C	(670)	(785)	2.55	.035	.034	.022	.022
2000	234.	970	72C	(705)	(834)	817	77C	(565)	(669)	2.55	.025	.024	.016	.016
2000	156.	928	73C	(662)	(786)	778	78C	(531)	(630)	2.55	.022	.022	.014	.014
2000	117.	893	74C	(629)	(748)	747	79C	(504)	(599)	2.55	.020	.019	.013	.013
2000	78.	841	76C	(583)	(694)	701	80C	(466)	(555)	2.55	.017	.017	.011	.011
2500	OPEN	1199	70C	(909)	(1064)	1015	76C	(730)	(856)	2.74	.045	.043	.029	028
2500	234.	1061	74C	(758)	(899)	889	78C	(607)	(720)	2.74	.031	.031	.020	.020
2500	156.	1010	75C	(709)	(843)	844	79C	(567)	(675)	2.74	.027	.027	.017	.017
2500	117.	969	75C	(670)	(799)	807	80C	(536)	(639)	2.74	.024	.024	.015	.015
2500	78.	907	77C	(618)	(737)	753	81C	(494)	(590)	2.74	.020	.021	.013	.013

(*) CORRESPONDING EARTH INTERFACE TEMPERATURE - DEGREES C

CAUTION - THESE AMPACITIES APPLY ONLY TO THE PHASE SEQUENCE ARRANGEMENT OF FIGURE 5

WC 50-76 6470247 0007727 0

Copyright National Electrical Manufacturers Association
Provided by IHS under license with NEMA
No reproduction or networking permitted without license from IHS
Not for Resale

AMPACITY OF SINGLE CONDUCTOR SOLID DIELECTRIC POWER CABLE
INSTALLED DIRECT BURIED

DOUBLE CIRCUIT
CONFIGURATION: SPACED (SEE FIGURE 5)

VOLTAGE: 69 KV
ALUMINUM CONDUCTORS

SOIL RESISTIVITY: 90 RHO

EARTH AMBIENT TEMPERATURE: 25C

		75% LOAD FACTOR				100% LOAD FACTOR								
		MAXIMUM CONDUCTOR TEMPERATURE 90C		MAXIMUM EARTH INTERFACE TEMPERATURE		MAXIMUM CONDUCTOR TEMPERATURE 90C		MAXIMUM EARTH INTERFACE TEMPERATURE			DIELECTRIC CORRECTION FACTOR			
											75% LF		100% LF	
COND SIZE	RS MICROHMS PER FOOT 25C	AMPS	(*)	(50C) AMPS	(60C) AMPS	AMPS	(*)	(50C) AMPS	(60C) AMPS	DELTA TD	50C	60C	50C	60C
350	OPEN	376	68C	(295)	(342)	322	74C	(239)	(278)	1.56	.004	.004	.002	.002
350	234.	363	69C	(279)	(326)	310	75C	(226)	(264)	1.56	.003	.003	.002	.002
350	156.	358	70C	(273)	(319)	305	75C	(221)	(259)	1.56	.003	.003	.002	.002
350	117.	353	70C	(268)	(314)	301	75C	(216)	(254)	1.56	.003	.003	.002	.002
350	78.	346	71C	(260)	(305)	294	76C	(210)	(247)	1.56	.003	.003	.002	.002
500	OPEN	456	69C	(353)	(410)	389	75C	(286)	(333)	1.70	.006	.006	.004	.004
500	234.	436	71C	(328)	(384)	370	76C	(265)	(311)	1.70	.005	.005	.003	.003
500	156.	427	72C	(318)	(374)	362	77C	(257)	(302)	1.70	.005	.005	.003	.003
500	117.	420	72C	(311)	(365)	355	77C	(251)	(295)	1.70	.005	.005	.003	.003
500	78.	409	73C	(299)	(352)	345	78C	(241)	(284)	1.70	.004	.004	.003	.003
750	OPEN	566	71C	(431)	(503)	480	76C	(349)	(407)	1.90	.010	.010	.007	.006
750	234.	531	72C	(391)	(460)	448	77C	(315)	(371)	1.90	.008	.008	.005	.005
750	156.	517	73C	(376)	(443)	435	78C	(303)	(357)	1.90	.008	.008	.005	.005
750	117.	505	74C	(364)	(430)	425	78C	(293)	(346)	1.90	.007	.007	.005	.005
750	78.	487	75C	(347)	(410)	408	79C	(279)	(330)	1.90	.007	.006	.004	.004
1000	OPEN	659	72C	(496)	(579)	557	77C	(400)	(468)	2.06	.015	.014	.010	.009
1000	234.	610	74C	(441)	(520)	512	78C	(355)	(419)	2.06	.012	.011	.008	.007
1000	156.	590	75C	(421)	(498)	495	79C	(339)	(400)	2.06	.011	.010	.007	.007
1000	117.	574	75C	(405)	(480)	480	79C	(326)	(386)	2.06	.010	.010	.006	.006
1000	78.	549	76C	(383)	(454)	458	80C	(308)	(365)	2.06	.009	.009	.006	.006
1250	OPEN	740	73C	(551)	(644)	623	78C	(444)	(520)	2.20	.020	.019	.013	.012
1250	234.	676	75C	(481)	(569)	565	79C	(387)	(457)	2.20	.015	.015	.010	.009
1250	156.	651	76C	(457)	(541)	543	80C	(367)	(435)	2.20	.013	.013	.009	.009
1250	117.	630	76C	(438)	(519)	525	80C	(351)	(417)	2.20	.012	.012	.008	.008
1250	78.	599	77C	(411)	(488)	498	81C	(330)	(392)	2.20	.011	.011	.007	.007
1500	OPEN	811	73C	(598)	(700)	681	78C	(481)	(564)	2.33	.025	.024	.016	.015
1500	234.	732	76C	(515)	(610)	611	80C	(413)	(490)	2.33	.018	.018	.012	.012
1500	156.	703	77C	(487)	(578)	585	81C	(390)	(464)	2.33	.016	.016	.010	.010
1500	117.	678	77C	(464)	(553)	563	81C	(372)	(443)	2.33	.015	.015	.010	.009
1500	78.	641	78C	(434)	(517)	531	82C	(348)	(414)	2.33	.013	.013	.008	.008
1750	OPEN	874	74C	(639)	(749)	733	79C	(514)	(604)	2.44	.030	.029	.019	.019
1750	234.	782	76C	(544)	(646)	651	80C	(436)	(518)	2.44	.021	.021	.014	.014
1750	156.	748	77C	(512)	(609)	620	81C	(410)	(489)	2.44	.019	.019	.012	.012
1750	117.	719	78C	(487)	(581)	596	82C	(390)	(466)	2.44	.017	.017	.011	.011
1750	78.	678	79C	(453)	(541)	559	82C	(363)	(433)	2.44	.015	.015	.010	.010
2000	OPEN	931	75C	(675)	(793)	778	79C	(542)	(638)	2.55	.035	.034	.022	.022
2000	234.	826	77C	(569)	(677)	686	81C	(456)	(542)	2.55	.025	.024	.016	.016
2000	156.	787	78C	(534)	(637)	652	81C	(428)	(510)	2.55	.022	.022	.014	.014
2000	117.	756	79C	(507)	(605)	624	82C	(406)	(485)	2.55	.020	.019	.013	.013
2000	78.	709	80C	(470)	(561)	584	83C	(376)	(450)	2.55	.017	.017	.011	.011
2500	OPEN	1027	75C	(735)	(866)	856	80C	(590)	(695)	2.74	.045	.043	.029	.028
2500	234.	900	78C	(611)	(728)	744	82C	(489)	(583)	2.74	.031	.031	.020	.020
2500	156.	854	79C	(571)	(682)	705	82C	(457)	(546)	2.74	.027	.027	.017	.017
2500	117.	817	79C	(540)	(646)	673	83C	(432)	(517)	2.74	.024	.024	.015	.015
2500	78.	762	80C	(497)	(596)	626	83C	(398)	(477)	2.74	.020	.021	.013	.013

(*) CORRESPONDING EARTH INTERFACE TEMPERATURE - DEGREES C

CAUTION - THESE AMPACITIES APPLY ONLY TO THE PHASE SEQUENCE ARRANGEMENT OF FIGURE 5

IEC 502-76
4702047 0007728 2

Copyright National Electrical Manufacturers Association
Provided by IHS under license with NEMA
No reproduction or networking permitted without license from IHS

DOUBLE CIRCUIT
CONFIGURATION: SPACED (SEE FIGURE 5)

VOLTAGE: 69 KV
ALUMINUM CONDUCTORS

SOIL RESISTIVITY: 120 RHO

EARTH AMBIENT TEMPERATURE: 25C

		75% LOAD FACTOR				100% LOAD FACTOR								
		MAXIMUM CONDUCTOR TEMPERATURE		MAXIMUM EARTH INTERFACE TEMPERATURE		MAXIMUM CONDUCTOR TEMPERATURE		MAXIMUM EARTH INTERFACE TEMPERATURE			DIELECTRIC CORRECTION FACTOR			
											75% LF		100% LF	
COND SIZE	RS MICROHMS PER FOOT 25C	90C AMPS	(*)	(50C) AMPS	(60C) AMPS	90C AMPS	(*)	(50C) AMPS	(60C) AMPS	DELTA TD	50C	60C	50C	60C
350	OPEN	339	72C	(255)	(297)	287	77C	(206)	(241)	1.56	.004	.004	.002	.002
350	234.	327	73C	(241)	(282)	276	78C	(195)	(229)	1.56	.003	.003	.002	.002
350	156.	322	74C	(235)	(276)	271	78C	(190)	(224)	1.56	.003	.003	.002	.002
350	117.	317	74C	(231)	(271)	267	78C	(186)	(219)	1.56	.003	.003	.002	.002
350	78.	311	74C	(224)	(264)	261	79C	(181)	(213)	1.56	.003	.003	.002	.002
500	OPEN	410	73C	(304)	(355)	346	78C	(246)	(288)	1.70	.006	.006	.004	.004
500	234.	391	75C	(283)	(332)	328	79C	(228)	(268)	1.70	.005	.005	.003	.003
500	156.	382	75C	(274)	(323)	321	79C	(221)	(261)	1.70	.005	.005	.003	.003
500	117.	376	75C	(267)	(315)	314	80C	(216)	(254)	1.70	.005	.005	.003	.003
500	78.	365	76C	(258)	(304)	305	80C	(208)	(245)	1.70	.004	.004	.003	.003
750	OPEN	507	74C	(372)	(435)	426	79C	(300)	(352)	1.90	.010	.010	.007	.006
750	234.	474	76C	(337)	(397)	396	80C	(271)	(320)	1.90	.008	.008	.005	.005
750	156.	461	76C	(323)	(382)	384	80C	(260)	(308)	1.90	.008	.008	.005	.005
750	117.	450	77C	(313)	(371)	375	81C	(252)	(298)	1.90	.007	.007	.005	.005
750	78.	433	78C	(298)	(354)	360	81C	(240)	(285)	1.90	.007	.006	.004	.004
1000	OPEN	590	75C	(427)	(501)	493	80C	(344)	(404)	2.06	.015	.014	.010	.009
1000	234.	543	77C	(379)	(448)	452	81C	(305)	(361)	2.06	.012	.011	.008	.007
1000	156.	525	78C	(361)	(429)	436	81C	(290)	(345)	2.06	.011	.010	.007	.007
1000	117.	510	78C	(348)	(413)	422	82C	(279)	(332)	2.06	.010	.010	.006	.006
1000	78.	487	79C	(329)	(391)	403	82C	(264)	(314)	2.06	.009	.009	.006	.006
1250	OPEN	660	76C	(474)	(556)	551	80C	(381)	(448)	2.20	.020	.019	.013	.012
1250	234.	600	78C	(413)	(490)	498	82C	(332)	(394)	2.20	.015	.015	.010	.009
1250	156.	577	79C	(392)	(466)	478	82C	(314)	(374)	2.20	.013	.013	.009	.009
1250	117.	558	79C	(375)	(447)	461	82C	(301)	(359)	2.20	.012	.012	.008	.008
1250	78.	530	80C	(352)	(420)	437	83C	(282)	(337)	2.20	.011	.011	.007	.007
1500	OPEN	723	77C	(514)	(604)	601	81C	(413)	(486)	2.33	.025	.024	.016	.015
1500	234.	649	79C	(441)	(525)	537	82C	(354)	(421)	2.33	.018	.018	.012	.012
1500	156.	622	79C	(417)	(497)	513	83C	(334)	(399)	2.33	.016	.016	.010	.010
1500	117.	599	80C	(398)	(475)	494	83C	(319)	(381)	2.33	.015	.015	.010	.009
1500	78.	566	81C	(371)	(444)	465	83C	(298)	(356)	2.33	.013	.013	.008	.008
1750	OPEN	778	77C	(548)	(646)	646	81C	(440)	(520)	2.44	.030	.029	.019	.019
1750	234.	692	79C	(466)	(555)	571	82C	(373)	(445)	2.44	.021	.021	.014	.014
1750	156.	660	80C	(438)	(524)	544	83C	(351)	(420)	2.44	.019	.019	.012	.012
1750	117.	635	80C	(417)	(499)	522	83C	(334)	(400)	2.44	.017	.017	.011	.011
1750	78.	596	81C	(387)	(464)	489	84C	(310)	(372)	2.44	.015	.015	.010	.010
2000	OPEN	827	78C	(579)	(683)	685	81C	(464)	(549)	2.55	.035	.034	.022	.022
2000	234.	730	80C	(487)	(581)	601	83C	(390)	(466)	2.55	.025	.024	.016	.016
2000	156.	694	80C	(457)	(547)	571	83C	(366)	(438)	2.55	.022	.022	.014	.014
2000	117.	666	81C	(434)	(520)	546	84C	(347)	(416)	2.55	.020	.019	.013	.013
2000	78.	623	82C	(401)	(482)	510	84C	(321)	(386)	2.55	.017	.017	.011	.011
2500	OPEN	910	78C	(629)	(745)	752	82C	(504)	(597)	2.74	.045	.043	.029	.028
2500	234.	793	80C	(522)	(625)	651	83C	(418)	(500)	2.74	.031	.031	.020	.020
2500	156.	752	81C	(488)	(585)	616	84C	(390)	(468)	2.74	.027	.027	.017	.017
2500	117.	718	82C	(461)	(554)	587	84C	(369)	(443)	2.74	.024	.024	.015	.015
2500	78.	669	82C	(425)	(511)	546	85C	(340)	(409)	2.74	.020	.021	.013	.013

(*) CORRESPONDING EARTH INTERFACE TEMPERATURE - DEGREES C

CAUTION - THESE AMPACITIES APPLY ONLY TO THE PHASE SEQUENCE ARRANGEMENT OF FIGURE 5

IEC 60-76
6470247 0007279 4
Not for Resale

Copyright National Electrical Manufacturers Association
Provided by IHS under license with NEMA
No reproduction or networking permitted without license from IHS
Not for Resale

AMPACITY OF SINGLE CONDUCTOR SOLID DIELECTRIC POWER CABLE INSTALLED IN UNDERGROUND DUCTS

SINGLE CIRCUIT
CONFIGURATION: SPACED (SEE FIGURE 8)

VOLTAGE: 69 KV
COPPER CONDUCTORS

SOIL RESISTIVITY: 60 RHO

EARTH AMBIENT TEMPERATURE: 25C

		75% LOAD FACTOR				100% LOAD FACTOR								
		MAXIMUM CONDUCTOR TEMPERATURE 90C		MAXIMUM EARTH INTERFACE TEMPERATURE		MAXIMUM CONDUCTOR TEMPERATURE 90C		MAXIMUM EARTH INTERFACE TEMPERATURE			DIELECTRIC CORRECTION FACTOR			
											75% LF		100% LF	
COND SIZE	RS MICROHMS PER FOOT 25C	AMPS	(*)	(50C) AMPS	(60C) AMPS	AMPS	(*)	(50C) AMPS	(60C) AMPS	DELTA TD	50C	60C	50C	60C
350	OPEN	535	42C	(535)	(535)	498	48C	(498)	(498)	1.13	.006	.006	.004	.004
350	234.	502	42C	(502)	(502)	468	48C	(468)	(468)	1.13	.005	.005	.003	.003
350	156.	486	42C	(486)	(486)	453	49C	(453)	(453)	1.07	.004	.004	.003	.003
350	117.	474	43C	(474)	(474)	442	49C	(442)	(442)	1.07	.004	.004	.003	.003
350	78.	458	43C	(458)	(458)	426	49C	(426)	(426)	1.07	.004	.004	.002	.002
500	OPEN	654	43C	(654)	(654)	607	50C	(607)	(607)	1.23	.009	.009	.006	.006
500	234.	597	43C	(597)	(597)	555	49C	(555)	(555)	1.23	.007	.007	.004	.004
500	156.	574	44C	(574)	(574)	532	50C	(528)	(532)	1.16	.006	.006	.004	.004
500	117.	555	44C	(555)	(555)	514	50C	(508)	(514)	1.16	.006	.006	.004	.004
500	78.	531	44C	(531)	(531)	492	51C	(482)	(492)	1.16	.005	.005	.003	.003
750	OPEN	817	44C	(817)	(817)	755	51C	(739)	(755)	1.35	.015	.015	.010	.010
750	234.	718	45C	(718)	(718)	664	51C	(646)	(664)	1.28	.010	.010	.007	.007
750	156.	681	45C	(681)	(681)	628	51C	(606)	(628)	1.28	.009	.009	.006	.006
750	117.	652	45C	(652)	(652)	602	52C	(577)	(602)	1.28	.008	.008	.005	.005
750	78.	616	46C	(616)	(616)	568	52C	(541)	(568)	1.28	.007	.007	.005	.005
1000	OPEN	954	45C	(954)	(954)	879	52C	(845)	(879)	1.45	.022	.022	.014	.014
1000	234.	815	46C	(815)	(815)	750	52C	(713)	(750)	1.37	.014	.014	.009	.009
1000	156.	765	46C	(765)	(765)	704	53C	(663)	(704)	1.37	.012	.012	.008	.008
1000	117.	728	46C	(728)	(728)	669	53C	(626)	(669)	1.37	.011	.011	.007	.007
1000	78.	681	47C	(681)	(681)	625	53C	(582)	(625)	1.37	.009	.009	.006	.006
1250	OPEN	1069	46C	(1069)	(1069)	981	53C	(931)	(981)	1.54	.029	.029	.019	.018
1250	234.	891	47C	(891)	(891)	817	53C	(764)	(817)	1.45	.017	.017	.011	.011
1250	156.	830	47C	(830)	(830)	761	54C	(705)	(761)	1.45	.015	.015	.009	.009
1250	117.	786	47C	(786)	(786)	720	54C	(663)	(720)	1.45	.013	.013	.008	.008
1250	78.	730	48C	(730)	(730)	668	54C	(612)	(668)	1.45	.011	.011	.007	.007
1500	OPEN	1167	47C	(1167)	(1167)	1069	54C	(1002)	(1069)	1.62	.035	.035	.023	.022
1500	234.	953	47C	(953)	(953)	873	54C	(804)	(873)	1.52	.020	.020	.013	.013
1500	156.	884	48C	(884)	(884)	808	54C	(738)	(808)	1.52	.017	.017	.011	.011
1500	117.	833	48C	(833)	(833)	761	55C	(691)	(761)	1.52	.015	.015	.010	.010
1500	78.	769	48C	(769)	(769)	702	55C	(635)	(702)	1.52	.013	.013	.008	.008
1750	OPEN	1252	47C	(1252)	(1252)	1144	54C	(1061)	(1144)	1.69	.042	.042	.027	.026
1750	234.	1006	48C	(1006)	(1006)	920	55C	(837)	(920)	1.59	.023	.023	.015	.015
1750	156.	929	48C	(929)	(929)	848	55C	(765)	(848)	1.59	.019	.019	.012	.013
1750	117.	873	49C	(873)	(873)	796	55C	(714)	(796)	1.59	.017	.017	.011	.011
1750	78.	802	49C	(802)	(802)	731	56C	(654)	(731)	1.59	.014	.014	.009	.009
2000	OPEN	1327	48C	(1327)	(1327)	1211	55C	(1113)	(1211)	1.76	.048	.048	.032	.031
2000	234.	1053	48C	(1053)	(1053)	961	55C	(865)	(961)	1.65	.026	.026	.017	.017
2000	156.	969	49C	(969)	(969)	882	56C	(788)	(882)	1.65	.022	.022	.014	.014
2000	117.	908	49C	(908)	(908)	826	56C	(734)	(826)	1.65	.019	.019	.012	.012
2000	78.	831	49C	(831)	(831)	756	56C	(670)	(756)	1.65	.016	.016	.010	.010
2500	OPEN	1452	49C	(1452)	(1452)	1321	56C	(1195)	(1321)	1.87	.061	.059	.039	.038
2500	234.	1130	49C	(1130)	(1130)	1027	56C	(910)	(1027)	1.76	.031	.032	.020	.020
2500	156.	1034	50C	(1031)	(1034)	939	56C	(825)	(939)	1.76	.026	.026	.016	.017
2500	117.	965	50C	(958)	(965)	876	57C	(767)	(876)	1.76	.022	.022	.014	.014
2500	78.	879	50C	(869)	(879)	798	57C	(696)	(798)	1.76	.018	.018	.012	.012

(*) CORRESPONDING EARTH INTERFACE TEMPERATURE - DEGREES C

WC 50-79
6470247 0007280 0

Copyright National Electrical Manufacturers Association
Provided by IHS under license with NEMA
No reproduction or networking permitted without license from IHS
Not for Resale

SINGLE CIRCUIT
CONFIGURATION: SPACED (SEE FIGURE 8)

VOLTAGE: 69 KV
COPPER CONDUCTORS

SOIL RESISTIVITY: 90 RHO

EARTH AMBIENT TEMPERATURE: 25C

COND SIZE	RS MICROHMS PER FOOT 25C	75% LOAD FACTOR: MAXIMUM CONDUCTOR TEMPERATURE 90C AMPS	(*)	75% LOAD FACTOR: MAXIMUM EARTH INTERFACE TEMPERATURE (50C) AMPS	(60C) AMPS	100% LOAD FACTOR: MAXIMUM CONDUCTOR TEMPERATURE 90C AMPS	(*)	100% LOAD FACTOR: MAXIMUM EARTH INTERFACE TEMPERATURE (50C) AMPS	(60C) AMPS	DELTA TD	DIELECTRIC CORRECTION FACTOR 75% LF 50C	75% LF 60C	100% LF 50C	100% LF 60C
350	OPEN	502	48C	(502)	(502)	458	55C	(422)	(458)	1.13	.006	.006	.004	.004
350	234.	470	48C	(470)	(470)	429	57C	(396)	(429)	1.13	.005	.005	.003	.003
350	156.	456	48C	(456)	(456)	416	55C	(380)	(416)	1.07	.004	.004	.003	.003
350	117.	444	48C	(444)	(444)	405	55C	(368)	(405)	1.07	.004	.004	.003	.003
350	78.	429	49C	(429)	(429)	390	56C	(353)	(390)	1.07	.004	.004	.002	.002
500	OPEN	611	49C	(611)	(611)	555	56C	(504)	(555)	1.23	.009	.009	.006	.006
500	234.	558	49C	(558)	(558)	507	56C	(456)	(507)	1.23	.007	.007	.004	.004
500	156.	535	49C	(535)	(535)	486	56C	(433)	(486)	1.16	.006	.006	.004	.004
500	117.	517	50C	(515)	(517)	469	57C	(416)	(469)	1.16	.006	.006	.004	.004
500	78.	494	50C	(488)	(494)	448	57C	(395)	(448)	1.16	.005	.005	.003	.003
750	OPEN	760	50C	(750)	(760)	687	57C	(612)	(687)	1.35	.015	.015	.010	.010
750	234.	668	51C	(655)	(668)	604	58C	(529)	(604)	1.28	.010	.010	.007	.007
750	156.	632	51C	(614)	(632)	571	58C	(495)	(571)	1.28	.009	.009	.006	.006
750	117.	605	51C	(585)	(605)	546	58C	(471)	(546)	1.28	.008	.008	.005	.005
750	78.	571	52C	(548)	(571)	515	59C	(441)	(515)	1.28	.007	.007	.005	.005
1000	OPEN	885	51C	(857)	(885)	797	59C	(697)	(797)	1.45	.022	.022	.014	.014
1000	234.	755	52C	(722)	(755)	680	59C	(582)	(680)	1.37	.014	.014	.009	.009
1000	156.	708	52C	(671)	(708)	637	59C	(539)	(637)	1.37	.012	.012	.008	.008
1000	117.	673	53C	(634)	(673)	605	60C	(509)	(603)	1.37	.011	.011	.007	.007
1000	78.	629	53C	(589)	(629)	564	60C	(473)	(560)	1.37	.009	.009	.006	.006
1250	OPEN	988	52C	(944)	(988)	888	59C	(766)	(888)	1.54	.029	.029	.019	.018
1250	234.	822	53C	(773)	(822)	738	60C	(621)	(734)	1.45	.017	.017	.011	.011
1250	156.	766	53C	(713)	(766)	687	60C	(572)	(679)	1.45	.015	.015	.009	.009
1250	117.	724	54C	(671)	(724)	649	61C	(538)	(639)	1.45	.013	.013	.008	.008
1250	78.	672	54C	(619)	(672)	601	61C	(496)	(589)	1.45	.011	.011	.007	.007
1500	OPEN	1076	53C	(1016)	(1076)	965	60C	(823)	(957)	1.62	.035	.035	.023	.022
1500	234.	878	54C	(814)	(878)	786	61C	(653)	(774)	1.52	.020	.020	.013	.013
1500	156.	813	54C	(747)	(813)	727	61C	(598)	(711)	1.52	.017	.017	.011	.011
1500	117.	766	54C	(699)	(766)	684	61C	(560)	(667)	1.52	.015	.015	.010	.010
1500	78.	706	55C	(642)	(706)	631	62C	(514)	(612)	1.52	.013	.013	.008	.008
1750	OPEN	1152	54C	(1076)	(1152)	1030	61C	(871)	(1014)	1.69	.042	.042	.027	.026
1750	234.	925	54C	(847)	(925)	827	61C	(679)	(806)	1.59	.023	.023	.015	.015
1750	156.	853	55C	(774)	(853)	761	62C	(619)	(738)	1.59	.019	.019	.012	.013
1750	117.	801	55C	(723)	(801)	714	62C	(578)	(690)	1.59	.017	.017	.011	.011
1750	78.	735	55C	(661)	(735)	656	62C	(529)	(631)	1.59	.014	.014	.009	.009
2000	OPEN	1220	54C	(1129)	(1220)	1089	61C	(912)	(1064)	1.76	.048	.048	.032	.031
2000	234.	966	55C	(875)	(966)	862	62C	(701)	(834)	1.65	.026	.026	.017	.017
2000	156.	888	55C	(797)	(888)	791	62C	(637)	(761)	1.65	.022	.022	.014	.014
2000	117.	831	55C	(743)	(831)	740	62C	(594)	(709)	1.65	.019	.019	.012	.012
2000	78.	761	56C	(677)	(761)	677	63C	(542)	(647)	1.65	.016	.016	.010	.010
2500	OPEN	1330	55C	(1211)	(1330)	1183	62C	(977)	(1143)	1.87	.061	.059	.039	.038
2500	234.	1033	56C	(920)	(1033)	919	63C	(736)	(878)	1.76	.031	.032	.020	.020
2500	156.	945	56C	(834)	(945)	839	63C	(667)	(797)	1.76	.026	.026	.016	.017
2500	117.	881	56C	(775)	(881)	783	63C	(619)	(741)	1.76	.022	.022	.014	.014
2500	78.	802	57C	(703)	(802)	712	63C	(562)	(673)	1.76	.018	.018	.012	.012

(*) CORRESPONDING EARTH INTERFACE TEMPERATURE - DEGREES C

WC 50-76
6470247 0007781 2

Copyright National Electrical Manufacturers Association
Provided by IHS under license with NEMA
No reproduction or networking permitted without license from IHS
Not for Resale

SINGLE CIRCUIT
CONFIGURATION: SPACED (SEE FIGURE 8)

VOLTAGE: 69 KV
COPPER CONDUCTORS

SOIL RESISTIVITY: 120 RHO

EARTH AMBIENT TEMPERATURE: 25C

		75% LOAD FACTOR				100% LOAD FACTOR								
		MAXIMUM CONDUCTOR TEMPERATURE 90C		MAXIMUM EARTH INTERFACE TEMPERATURE		MAXIMUM CONDUCTOR TEMPERATURE 90C		MAXIMUM EARTH INTERFACE TEMPERATURE			DIELECTRIC CORRECTION FACTOR			
											75% LF		100% LF	
COND SIZE	RS MICROHMS PER FOOT 25C	AMPS	(*)	(50C) AMPS	(60C) AMPS	AMPS	(*)	(50C) AMPS	(60C) AMPS	DELTA TD	50C	60C	50C	60C
350	OPEN	473	52C	(453)	(473)	425	59C	(368)	(425)	1.13	.006	.006	.004	.004
350	234.	444	52C	(425)	(444)	397	62C	(332)	(387)	1.13	.005	.005	.003	.003
350	156.	430	53C	(408)	(430)	386	60C	(330)	(386)	1.07	.004	.004	.003	.003
350	117.	419	53C	(395)	(419)	376	60C	(319)	(374)	1.07	.004	.004	.003	.003
350	78.	404	53C	(379)	(404)	362	60C	(306)	(358)	1.07	.004	.004	.002	.002
500	OPEN	575	54C	(540)	(575)	514	61C	(439)	(507)	1.23	.009	.009	.006	.006
500	234.	525	54C	(490)	(525)	469	63C	(395)	(448)	1.23	.007	.007	.004	.004
500	156.	503	54C	(465)	(503)	450	61C	(375)	(440)	1.16	.006	.006	.004	.004
500	117.	486	54C	(447)	(486)	434	61C	(360)	(423)	1.16	.006	.006	.004	.004
500	78.	464	55C	(424)	(464)	414	62C	(341)	(402)	1.16	.005	.005	.003	.003
750	OPEN	713	55C	(656)	(713)	635	62C	(532)	(616)	1.35	.015	.015	.010	.010
750	234.	626	55C	(568)	(626)	558	62C	(457)	(538)	1.28	.010	.010	.007	.007
750	156.	592	56C	(532)	(592)	527	63C	(427)	(505)	1.28	.009	.009	.006	.006
750	117.	567	56C	(506)	(567)	504	63C	(406)	(481)	1.28	.008	.008	.005	.005
750	78.	534	56C	(474)	(534)	474	63C	(381)	(450)	1.28	.007	.007	.005	.005
1000	OPEN	828	56C	(748)	(828)	734	63C	(605)	(703)	1.45	.022	.022	.014	.014
1000	234.	706	57C	(625)	(706)	626	63C	(502)	(593)	1.37	.014	.014	.009	.009
1000	156.	661	57C	(579)	(661)	585	64C	(465)	(551)	1.37	.012	.012	.008	.008
1000	117.	628	57C	(547)	(628)	556	64C	(439)	(521)	1.37	.011	.011	.007	.007
1000	78.	586	58C	(508)	(586)	518	65C	(408)	(484)	1.37	.009	.009	.006	.006
1250	OPEN	923	57C	(822)	(923)	816	64C	(665)	(774)	1.54	.029	.029	.019	.018
1250	234	767	58C	(668)	(767)	678	64C	(536)	(635)	1.45	.017	.017	.011	.011
1250	156.	714	58C	(615)	(714)	630	65C	(493)	(586)	1.45	.015	.015	.009	.009
1250	117.	674	58C	(578)	(674)	595	65C	(463)	(551)	1.45	.013	.013	.008	.008
1250	78.	625	59C	(533)	(625)	551	65C	(427)	(509)	1.45	.011	.011	.007	.007
1500	OPEN	1004	58C	(884)	(1004)	885	65C	(713)	(832)	1.62	.035	.035	.023	.022
1500	234.	818	58C	(701)	(818)	721	65C	(562)	(668)	1.52	.020	.020	.013	.013
1500	156.	756	59C	(642)	(756)	666	66C	(514)	(613)	1.52	.017	.017	.011	.011
1500	117.	712	59C	(601)	(712)	627	66C	(481)	(575)	1.52	.015	.015	.010	.010
1500	78.	656	59C	(552)	(656)	577	66C	(443)	(528)	1.52	.013	.013	.008	.008
1750	OPEN	1073	58C	(935)	(1073)	944	65C	(755)	(881)	1.69	.042	.042	.027	.026
1750	234.	860	59C	(729)	(860)	757	66C	(584)	(696)	1.59	.023	.023	.015	.015
1750	156.	792	59C	(665)	(792)	696	66C	(533)	(636)	1.59	.019	.019	.012	.013
1750	117.	743	60C	(621)	(741)	653	66C	(497)	(594)	1.59	.017	.017	.011	.011
1750	78.	682	60C	(568)	(678)	599	67C	(455)	(543)	1.59	.014	.014	.009	.009
2000	OPEN	1134	59C	(979)	(1134)	996	66C	(789)	(924)	1.76	.048	.048	.032	.031
2000	234.	897	60C	(753)	(896)	788	66C	(603)	(719)	1.65	.026	.026	.017	.017
2000	156.	823	60C	(684)	(818)	723	67C	(548)	(655)	1.65	.022	.022	.014	.014
2000	117.	771	60C	(637)	(763)	676	67C	(510)	(611)	1.65	.019	.019	.012	.012
2000	78.	705	60C	(581)	(695)	618	67C	(466)	(557)	1.65	.016	.016	.010	.010
2500	OPEN	1234	60C	(1049)	(1227)	1080	67C	(844)	(991)	1.87	.061	.059	.039	.038
2500	234.	958	60C	(790)	(943)	839	67C	(632)	(756)	1.76	.031	.032	.020	.020
2500	156.	874	61C	(715)	(857)	765	67C	(572)	(686)	1.76	.026	.026	.016	.017
2500	117.	815	61C	(664)	(796)	713	68C	(531)	(637)	1.76	.022	.022	.014	.014
2500	78.	742	61C	(603)	(722)	649	68C	(483)	(579)	1.76	.018	.018	.012	.012

(*) CORRESPONDING EARTH INTERFACE TEMPERATURE - DEGREES C

WC 50-76 6470247 0007782 4

Copyright National Electrical Manufacturers Association
Provided by IHS under license with NEMA
No reproduction or networking permitted without license from IHS
Not for Resale

SINGLE CIRCUIT
CONFIGURATION: SPACED (SEE FIGURE 8)

VOLTAGE: 69 KV
ALUMINUM CONDUCTORS

SOIL RESISTIVITY: 60 RHO

EARTH AMBIENT TEMPERATURE: 25C

		75% LOAD FACTOR				100% LOAD FACTOR								
		MAXIMUM CONDUCTOR TEMPERATURE		MAXIMUM EARTH INTERFACE TEMPERATURE		MAXIMUM CONDUCTOR TEMPERATURE		MAXIMUM EARTH INTERFACE TEMPERATURE			DIELECTRIC CORRECTION FACTOR			
	RS MICROHMS PER	90C		(50C)	(60C)	90C		(50C)	(60C)		75% LF		100% LF	
COND SIZE	FOOT 25C	AMPS	(*)	AMPS	AMPS	AMPS	(*)	AMPS	AMPS	DELTA TD	50C	60C	50C	60C
350	OPEN	418	42C	(418)	(418)	389	48C	(389)	(389)	1.13	.004	.004	.002	.002
350	234.	403	42C	(403)	(403)	375	50C	(375)	(375)	1.13	.003	.003	.002	.002
350	156.	395	42C	(395)	(395)	368	48C	(368)	(368)	1.13	.003	.003	.002	.002
350	117.	388	42C	(388)	(388)	362	48C	(362)	(362)	1.13	.003	.003	.002	.002
350	78.	379	42C	(379)	(379)	353	48C	(353)	(353)	1.13	.003	.003	.002	.002
500	OPEN	512	43C	(512)	(512)	475	50C	(475)	(475)	1.23	.006	.006	.004	.004
500	234.	485	43C	(485)	(485)	451	49C	(451)	(451)	1.23	.005	.005	.003	.003
500	156.	472	43C	(472)	(472)	439	49C	(439)	(439)	1.23	.004	.004	.003	.003
500	117.	462	43C	(462)	(462)	429	50C	(428)	(429)	1.16	.004	.004	.003	.003
500	78.	448	44C	(448)	(448)	415	50C	(412)	(415)	1.16	.004	.004	.002	.002
750	OPEN	643	44C	(643)	(643)	594	51C	(582)	(594)	1.35	.010	.010	.006	.006
750	234.	594	44C	(594)	(594)	550	51C	(540)	(550)	1.35	.007	.007	.005	.005
750	156.	572	44C	(572)	(572)	529	51C	(517)	(529)	1.28	.007	.007	.004	.004
750	117.	555	45C	(555)	(555)	513	51C	(498)	(513)	1.28	.006	.006	.004	.004
750	78.	532	45C	(532)	(532)	491	51C	(475)	(491)	1.28	.006	.006	.004	.004
1000	OPEN	757	45C	(757)	(757)	697	52C	(671)	(697)	1.45	.014	.014	.009	.009
1000	234.	684	45C	(684)	(684)	631	52C	(606)	(631)	1.45	.010	.010	.007	.007
1000	156.	654	46C	(654)	(654)	603	52C	(575)	(603)	1.37	.009	.009	.006	.006
1000	117.	631	46C	(631)	(631)	580	52C	(551)	(580)	1.37	.008	.008	.005	.005
1000	78.	599	46C	(599)	(599)	551	53C	(520)	(551)	1.37	.007	.007	.005	.005
1250	OPEN	856	46C	(856)	(856)	786	53C	(746)	(786)	1.54	.019	.019	.012	.012
1250	234.	759	46C	(759)	(759)	698	53C	(659)	(698)	1.45	.013	.013	.008	.008
1250	156.	721	46C	(721)	(721)	662	53C	(620)	(662)	1.45	.011	.011	.007	.007
1250	117.	691	47C	(691)	(691)	634	53C	(591)	(634)	1.45	.010	.010	.007	.007
1250	78.	652	47C	(652)	(652)	598	54C	(554)	(598)	1.45	.009	.009	.006	.006
1500	OPEN	944	47C	(944)	(944)	865	54C	(812)	(865)	1.62	.023	.023	.015	.015
1500	234.	823	47C	(823)	(823)	754	54C	(703)	(754)	1.52	.016	.016	.010	.010
1500	156.	777	47C	(777)	(777)	711	54C	(658)	(711)	1.52	.014	.014	.009	.009
1500	117.	742	47C	(742)	(742)	679	54C	(624)	(679)	1.52	.012	.012	.008	.008
1500	78.	696	48C	(696)	(696)	636	54C	(582)	(636)	1.52	.011	.011	.007	.007
1750	OPEN	1023	47C	(1023)	(1023)	935	54C	(869)	(935)	1.69	.028	.028	.019	.018
1750	234.	879	47C	(879)	(879)	804	54C	(740)	(804)	1.59	.018	.018	.012	.012
1750	156.	826	48C	(826)	(826)	755	55C	(689)	(755)	1.59	.016	.016	.010	.010
1750	117.	785	48C	(785)	(785)	717	55C	(652)	(717)	1.59	.014	.014	.009	.009
1750	78.	733	48C	(733)	(733)	669	55C	(605)	(669)	1.59	.012	.012	.008	.008
2000	OPEN	1094	48C	(1094)	(1094)	998	55C	(920)	(998)	1.76	.033	.033	.022	.021
2000	234.	928	48C	(928)	(928)	847	55C	(772)	(847)	1.65	.021	.021	.014	.013
2000	156.	868	48C	(868)	(868)	792	55C	(716)	(792)	1.65	.018	.018	.012	.012
2000	117.	824	49C	(824)	(824)	751	55C	(675)	(751)	1.65	.016	.016	.010	.010
2000	78.	765	49C	(765)	(765)	697	56C	(624)	(697)	1.65	.014	.014	.009	.009
2500	OPEN	1217	49C	(1217)	(1217)	1107	56C	(1005)	(1107)	1.87	.043	.041	.028	.027
2500	234.	1011	49C	(1011)	(1011)	921	56C	(824)	(921)	1.76	.026	.026	.017	.017
2500	156.	941	49C	(941)	(941)	855	56C	(760)	(855)	1.76	.022	.022	.014	.014
2500	117.	888	49C	(888)	(888)	807	56C	(713)	(807)	1.76	.019	.019	.012	.012
2500	78.	820	50C	(816)	(820)	745	57C	(656)	(745)	1.76	.016	.016	.010	.011

(*) CORRESPONDING EARTH INTERFACE TEMPERATURE - DEGREES C

WC 50-76
6470247 0007283 4

Copyright National Electrical Manufacturers Association
Provided by IHS under license with NEMA
No reproduction or networking permitted without license from IHS
Not for Resale

SINGLE CIRCUIT
CONFIGURATION: SPACED (SEE FIGURE 8)

VOLTAGE: 69 KV
ALUMINUM CONDUCTORS

SOIL RESISTIVITY: 90 RHO

EARTH AMBIENT TEMPERATURE: 25C

		75% LOAD FACTOR				100% LOAD FACTOR								
	RS MICROHMS PER	MAXIMUM CONDUCTOR TEMPERATURE 90C		MAXIMUM EARTH INTERFACE TEMPERATURE (50C)	MAXIMUM EARTH INTERFACE TEMPERATURE (60C)	MAXIMUM CONDUCTOR TEMPERATURE 90C		MAXIMUM EARTH INTERFACE TEMPERATURE (50C)	MAXIMUM EARTH INTERFACE TEMPERATURE (60C)		DIELECTRIC CORRECTION FACTOR 75% LF		100% LF	
COND SIZE	FOOT 25C	AMPS	(*)	AMPS	AMPS	AMPS	(*)	AMPS	AMPS	DELTA TD	50C	60C	50C	60C
350	OPEN	391	48C	(391)	(391)	357	55C	(330)	(357)	1.13	.004	.004	.002	.002
350	234.	378	49C	(378)	(378)	343	56C	(310)	(343)	1.13	.003	.003	.002	.002
350	156.	370	48C	(370)	(370)	338	57C	(302)	(338)	1.13	.003	.003	.002	.002
350	117.	364	48C	(364)	(364)	333	55C	(306)	(333)	1.13	.003	.003	.002	.002
350	78.	355	48C	(355)	(355)	324	55C	(297)	(324)	1.13	.003	.003	.002	.002
500	OPEN	478	49C	(478)	(478)	434	56C	(395)	(434)	1.23	.006	.006	.004	.004
500	234.	454	49C	(454)	(454)	412	58C	(363)	(412)	1.23	.005	.005	.003	.003
500	156.	441	49C	(441)	(441)	402	56C	(363)	(402)	1.23	.004	.004	.003	.003
500	117.	431	49C	(431)	(431)	392	56C	(352)	(392)	1.16	.004	.004	.003	.003
500	78.	418	49C	(418)	(418)	379	56C	(339)	(379)	1.16	.004	.004	.002	.002
750	OPEN	598	50C	(591)	(598)	541	57C	(482)	(541)	1.35	.010	.010	.006	.006
750	234.	553	50C	(548)	(553)	501	57C	(444)	(501)	1.35	.007	.007	.005	.005
750	156.	532	50C	(524)	(532)	482	57C	(424)	(482)	1.28	.007	.007	.004	.004
750	117.	516	51C	(505)	(516)	467	58C	(408)	(467)	1.28	.006	.006	.004	.004
750	78.	494	51C	(481)	(494)	446	58C	(389)	(446)	1.28	.006	.006	.004	.004
1000	OPEN	702	51C	(680)	(702)	632	59C	(554)	(632)	1.45	.014	.014	.009	.009
1000	234.	635	51C	(614)	(635)	573	58C	(497)	(573)	1.45	.010	.010	.007	.007
1000	156.	606	52C	(582)	(606)	546	59C	(470)	(546)	1.37	.009	.009	.006	.006
1000	117.	584	52C	(558)	(584)	526	59C	(450)	(526)	1.37	.008	.008	.005	.005
1000	78.	554	52C	(526)	(554)	499	59C	(424)	(499)	1.37	.007	.007	.005	.005
1250	OPEN	791	52C	(757)	(791)	711	59C	(616)	(711)	1.54	.019	.019	.012	.012
1250	234.	702	52C	(668)	(702)	631	59C	(539)	(631)	1.45	.013	.013	.008	.008
1250	156.	666	53C	(628)	(666)	598	60C	(506)	(596)	1.45	.011	.011	.007	.007
1250	117.	638	53C	(599)	(638)	572	60C	(482)	(568)	1.45	.010	.010	.007	.007
1250	78.	601	53C	(561)	(601)	539	60C	(451)	(533)	1.45	.009	.009	.006	.006
1500	OPEN	871	53C	(823)	(871)	780	60C	(669)	(774)	1.62	.023	.023	.015	.015
1500	234.	759	53C	(712)	(759)	681	60C	(574)	(675)	1.52	.016	.016	.010	.010
1500	156.	716	53C	(666)	(716)	641	60C	(535)	(632)	1.52	.014	.014	.009	.009
1500	117.	683	54C	(632)	(683)	611	61C	(508)	(600)	1.52	.012	.012	.008	.008
1500	78.	640	54C	(589)	(640)	572	61C	(473)	(560)	1.52	.011	.011	.007	.007
1750	OPEN	942	54C	(881)	(942)	842	61C	(715)	(829)	1.69	.028	.028	.019	.018
1750	234.	809	54C	(749)	(809)	724	61C	(603)	(711)	1.59	.018	.018	.012	.012
1750	156.	759	54C	(697)	(759)	679	61C	(560)	(663)	1.59	.016	.016	.010	.010
1750	117.	722	54C	(659)	(722)	645	61C	(529)	(627)	1.59	.014	.014	.009	.009
1750	78.	673	55C	(611)	(673)	600	62C	(491)	(582)	1.59	.012	.012	.008	.008
2000	OPEN	1005	54C	(932)	(1005)	897	61C	(756)	(877)	1.76	.033	.033	.022	.021
2000	234.	852	54C	(781)	(852)	761	61C	(628)	(742)	1.65	.021	.021	.014	.013
2000	156.	797	55C	(724)	(797)	711	62C	(581)	(689)	1.65	.018	.018	.012	.012
2000	117.	755	55C	(683)	(755)	674	62C	(548)	(650)	1.65	.016	.016	.010	.010
2000	78.	701	55C	(631)	(701)	625	62C	(506)	(601)	1.65	.014	.014	.009	.009
2500	OPEN	1115	55C	(1018)	(1115)	992	62C	(823)	(959)	1.87	.043	.041	.028	.027
2500	234.	926	55C	(834)	(926)	825	62C	(669)	(793)	1.76	.026	.026	.017	.017
2500	156.	861	56C	(768)	(861)	765	63C	(616)	(732)	1.76	.022	.022	.014	.014
2500	117.	812	56C	(721)	(812)	722	63C	(578)	(688)	1.76	.019	.019	.012	.012
2500	78.	749	56C	(662)	(749)	665	63C	(531)	(632)	1.76	.016	.016	.010	.011

(*) CORRESPONDING EARTH INTERFACE TEMPERATURE - DEGREES C

WC 50-76
6472047 0007784 8

Copyright National Electrical Manufacturers Association
Provided by IHS under license with NEMA
No reproduction or networking permitted without license from IHS
Not for Resale

SINGLE CIRCUIT
CONFIGURATION: SPACED (SEE FIGURE 8)

VOLTAGE: 69 KV
ALUMINUM CONDUCTORS

SOIL RESISTIVITY: 120 RHO

EARTH AMBIENT TEMPERATURE: 25C

		75% LOAD FACTOR				100% LOAD FACTOR								
	RS MICROHMS PER	MAXIMUM CONDUCTOR TEMPERATURE 90C		MAXIMUM EARTH INTERFACE TEMPERATURE		MAXIMUM CONDUCTOR TEMPERATURE 90C		MAXIMUM EARTH INTERFACE TEMPERATURE			DIELECTRIC CORRECTION FACTOR			
											75% LF		100% LF	
COND SIZE	FOOT 25C	AMPS	(*)	(50C) AMPS	(60C) AMPS	AMPS	(*)	(50C) AMPS	(60C) AMPS	DELTA TD	50C	60C	50C	60C
350	OPEN	370	52C	(353)	(370)	332	59C	(288)	(332)	1.13	.004	.004	.002	.002
350	234.	356	54C	(333)	(356)	318	61C	(269)	(313)	1.13	.003	.003	.002	.002
350	156.	350	52C	(336)	(350)	312	61C	(262)	(305)	1.13	.003	.003	.002	.002
350	117.	344	52C	(328)	(344)	308	62C	(257)	(299)	1.13	.003	.003	.002	.002
350	78.	335	53C	(319)	(335)	301	62C	(258)	(293)	1.13	.003	.003	.002	.002
500	OPEN	450	54C	(423)	(450)	403	61C	(344)	(397)	1.23	.006	.006	.004	.004
500	234.	427	55C	(403)	(427)	380	62C	(315)	(367)	1.23	.005	.005	.003	.003
500	156.	416	53C	(389)	(416)	371	63C	(314)	(355)	1.23	.004	.004	.003	.003
500	117.	406	54C	(378)	(406)	363	61C	(306)	(357)	1.16	.004	.004	.003	.003
500	78.	393	54C	(364)	(393)	351	61C	(294)	(344)	1.16	.004	.004	.002	.002
750	OPEN	561	55C	(517)	(561)	500	62C	(420)	(485)	1.35	.010	.010	.006	.006
750	234.	519	55C	(477)	(519)	461	64C	(372)	(435)	1.35	.007	.007	.005	.005
750	156.	499	55C	(455)	(499)	445	62C	(367)	(431)	1.28	.007	.007	.004	.004
750	117.	484	55C	(438)	(484)	431	62C	(353)	(415)	1.28	.006	.006	.004	.004
750	78.	463	56C	(417)	(463)	412	63C	(336)	(395)	1.28	.006	.006	.004	.004
1000	OPEN	657	56C	(594)	(657)	582	63C	(482)	(558)	1.45	.014	.014	.009	.009
1000	234.	594	56C	(533)	(594)	527	66C	(430)	(494)	1.45	.010	.010	.007	.007
1000	156.	567	56C	(504)	(567)	503	63C	(406)	(478)	1.37	.009	.009	.006	.006
1000	117.	546	57C	(483)	(546)	484	64C	(388)	(458)	1.37	.008	.008	.005	.005
1000	78.	518	57C	(455)	(518)	458	64C	(366)	(433)	1.37	.007	.007	.005	.005
1250	OPEN	739	57C	(660)	(739)	653	64C	(534)	(620)	1.54	.019	.019	.012	.012
1250	234.	656	57C	(578)	(656)	580	64C	(466)	(548)	1.45	.013	.013	.008	.008
1250	156.	621	57C	(543)	(621)	549	64C	(437)	(516)	1.45	.011	.011	.007	.007
1250	117.	595	58C	(517)	(595)	526	65C	(415)	(492)	1.45	.010	.010	.007	.007
1250	78.	560	58C	(484)	(560)	495	65C	(389)	(461)	1.45	.009	.009	.006	.006
1500	OPEN	812	58C	(717)	(812)	716	65C	(580)	(674)	1.62	.023	.023	.015	.015
1500	234.	708	58C	(616)	(708)	625	65C	(495)	(584)	1.52	.016	.016	.010	.010
1500	156.	667	58C	(575)	(667)	588	65C	(462)	(547)	1.52	.014	.014	.009	.009
1500	117.	636	58C	(545)	(636)	560	65C	(437)	(519)	1.52	.012	.012	.008	.008
1500	78.	595	59C	(508)	(595)	524	66C	(408)	(484)	1.52	.011	.011	.007	.007
1750	OPEN	877	58C	(767)	(877)	771	65C	(620)	(722)	1.69	.028	.028	.019	.018
1750	234.	753	58C	(647)	(753)	663	65C	(520)	(615)	1.59	.018	.018	.012	.012
1750	156.	706	59C	(601)	(706)	621	66C	(482)	(573)	1.59	.016	.016	.010	.010
1750	117.	671	59C	(568)	(671)	590	66C	(456)	(542)	1.59	.014	.014	.009	.009
1750	78.	625	59C	(527)	(625)	549	66C	(423)	(503)	1.59	.012	.012	.008	.008
2000	OPEN	935	59C	(810)	(935)	821	66C	(654)	(763)	1.76	.033	.033	.022	.021
2000	234.	792	59C	(674)	(792)	697	66C	(541)	(641)	1.65	.021	.021	.014	.013
2000	156.	740	59C	(624)	(740)	650	66C	(500)	(595)	1.65	.018	.018	.012	.012
2000	117.	701	60C	(588)	(699)	616	66C	(471)	(561)	1.65	.016	.016	.010	.010
2000	78.	650	60C	(543)	(645)	571	67C	(436)	(519)	1.65	.014	.014	.009	.009
2500	OPEN	1034	60C	(883)	(1028)	906	67C	(712)	(833)	1.87	.043	.041	.028	.027
2500	234.	859	60C	(718)	(851)	753	67C	(576)	(684)	1.76	.026	.026	.017	.017
2500	156.	797	60C	(660)	(786)	698	67C	(529)	(631)	1.76	.022	.022	.014	.014
2500	117.	752	61C	(620)	(739)	658	67C	(496)	(593)	1.76	.019	.019	.012	.012
2500	78.	693	61C	(569)	(679)	606	67C	(456)	(545)	1.76	.016	.016	.010	.011

(*) CORRESPONDING EARTH INTERFACE TEMPERATURE - DEGREES C

WC 50-76 6470247 0007285 T

Copyright National Electrical Manufacturers Association
Provided by IHS under license with NEMA
No reproduction or networking permitted without license from IHS
Not for Resale

DOUBLE CIRCUIT
CONFIGURATION: SPACED (SEE FIGURE 9)

VOLTAGE: 69 KV
COPPER CONDUCTORS

SOIL RESISTIVITY: 60 RHO

EARTH AMBIENT TEMPERATURE: 25C

		75% LOAD FACTOR				100% LOAD FACTOR								
		MAXIMUM CONDUCTOR TEMPERATURE 90C		MAXIMUM EARTH INTERFACE TEMPERATURE		MAXIMUM CONDUCTOR TEMPERATURE 90C		MAXIMUM EARTH INTERFACE TEMPERATURE			DIELECTRIC CORRECTION FACTOR			
											75% LF		100% LF	
COND SIZE	RS MICROHMS PER FOOT 25C	AMPS	(*)	(50C) AMPS	(60C) AMPS	AMPS	(*)	(50C) AMPS	(60C) AMPS	DELTA TD	50C	60C	50C	60C
350	OPEN	515	46C	(515)	(515)	473	52C	(453)	(473)	1.33	.006	.006	.004	.004
350	234.	476	46C	(476)	(476)	435	53C	(409)	(435)	1.32	.005	.005	.003	.003
350	156.	460	47C	(460)	(460)	421	54C	(392)	(421)	1.32	.004	.004	.003	.003
350	117.	448	47C	(448)	(448)	409	54C	(379)	(409)	1.32	.004	.004	.003	.003
350	78.	433	47C	(433)	(433)	395	54C	(364)	(395)	1.32	.004	.004	.002	.002
500	OPEN	629	47C	(629)	(629)	575	54C	(540)	(575)	1.45	.009	.009	.006	.006
500	234.	564	48C	(564)	(564)	514	55C	(470)	(514)	1.43	.007	.007	.004	.004
500	156.	540	48C	(540)	(540)	491	55C	(446)	(491)	1.43	.006	.006	.004	.004
500	117.	522	48C	(522)	(522)	474	55C	(428)	(474)	1.43	.006	.006	.004	.004
500	78.	499	49C	(499)	(499)	453	56C	(407)	(453)	1.43	.005	.005	.003	.003
750	OPEN	783	48C	(783)	(783)	713	55C	(657)	(713)	1.61	.016	.016	.010	.010
750	234.	674	49C	(674)	(674)	611	56C	(545)	(611)	1.59	.011	.010	.007	.007
750	156.	637	50C	(635)	(637)	577	57C	(509)	(577)	1.59	.009	.009	.006	.006
750	117.	610	50C	(604)	(610)	551	57C	(484)	(551)	1.59	.008	.008	.005	.005
750	78.	575	50C	(566)	(575)	520	57C	(454)	(520)	1.59	.007	.007	.005	.005
1000	OPEN	913	49C	(913)	(913)	828	56C	(749)	(828)	1.73	.023	.021	.015	.014
1000	234.	761	51C	(746)	(761)	687	58C	(598)	(687)	1.71	.014	.014	.009	.009
1000	156.	713	51C	(693)	(713)	643	58C	(554)	(643)	1.71	.012	.012	.008	.008
1000	117.	677	51C	(655)	(677)	610	58C	(523)	(610)	1.71	.011	.011	.007	.007
1000	78.	633	52C	(609)	(633)	570	59C	(487)	(570)	1.71	.009	.009	.006	.006
1250	OPEN	1021	50C	(1015)	(1021)	924	57C	(824)	(924)	1.84	.029	.028	.019	.018
1250	234.	829	51C	(799)	(829)	746	59C	(639)	(746)	1.82	.017	.017	.011	.011
1250	156.	771	52C	(736)	(771)	693	59C	(588)	(693)	1.82	.014	.014	.009	.009
1250	117.	728	52C	(692)	(728)	654	59C	(552)	(654)	1.82	.013	.013	.008	.008
1250	78.	676	52C	(639)	(676)	606	60C	(510)	(605)	1.82	.011	.011	.007	.007
1500	OPEN	1113	51C	(1094)	(1113)	1004	58C	(886)	(1004)	1.93	.036	.035	.023	.023
1500	234.	885	52C	(840)	(885)	794	59C	(671)	(794)	1.92	.020	.020	.013	.013
1500	156.	818	53C	(770)	(818)	733	60C	(614)	(729)	1.92	.017	.017	.011	.011
1500	117.	770	53C	(721)	(770)	689	60C	(574)	(684)	1.92	.015	.015	.009	.009
1500	78.	710	53C	(663)	(710)	636	60C	(528)	(628)	1.92	.012	.013	.008	.008
1750	OPEN	1193	51C	(1160)	(1193)	1074	58C	(938)	(1074)	2.02	.043	.041	.028	.027
1750	234.	932	53C	(874)	(932)	834	60C	(697)	(827)	2.00	.023	.023	.015	.015
1750	156.	857	53C	(798)	(857)	767	60C	(635)	(756)	2.00	.019	.019	.012	.012
1750	117.	804	53C	(745)	(804)	719	61C	(593)	(707)	2.00	.017	.017	.011	.011
1750	78.	739	54C	(682)	(739)	660	61C	(543)	(647)	2.00	.014	.014	.009	.009
2000	OPEN	1264	52C	(1217)	(1264)	1135	59C	(983)	(1135)	2.11	.049	.048	.032	.031
2000	234.	973	53C	(903)	(973)	870	61C	(719)	(856)	2.09	.026	.026	.016	.016
2000	156.	892	54C	(821)	(892)	797	61C	(653)	(779)	2.09	.021	.021	.013	.014
2000	117.	835	54C	(765)	(835)	745	61C	(609)	(727)	2.09	.018	.019	.012	.012
2000	78.	764	54C	(699)	(764)	682	61C	(556)	(663)	2.09	.015	.015	.010	.010
2500	OPEN	1379	53C	(1308)	(1379)	1235	60C	(1054)	(1229)	2.25	.062	.060	.040	.039
2500	234.	1040	54C	(949)	(1040)	927	61C	(755)	(900)	2.23	.031	.031	.020	.020
2500	156.	949	55C	(859)	(949)	845	62C	(683)	(816)	2.23	.025	.025	.016	.016
2500	117.	885	55C	(798)	(885)	787	62C	(634)	(759)	2.23	.022	.022	.014	.014
2500	78.	806	55C	(725)	(806)	717	62C	(577)	(689)	2.23	.018	.018	.011	.012

(*) CORRESPONDING EARTH INTERFACE TEMPERATURE – DEGREES C

CAUTION – THESE AMPACITIES APPLY ONLY TO THE PHASE SEQUENCE ARRANGEMENT OF FIGURE 9

IEC 60-76 6470247 0007786 1

Copyright National Electrical Manufacturers Association
Provided by IHS under license with NEMA
No reproduction or networking permitted without license from IHS
Not for Resale

DOUBLE CIRCUIT
CONFIGURATION: SPACED (SEE FIGURE 9)

VOLTAGE: 69 KV
COPPER CONDUCTORS

SOIL RESISTIVITY: 90 RHO

EARTH AMBIENT TEMPERATURE: 25C

		75% LOAD FACTOR				100% LOAD FACTOR								
		MAXIMUM CONDUCTOR TEMPERATURE 90C		MAXIMUM EARTH INTERFACE TEMPERATURE		MAXIMUM CONDUCTOR TEMPERATURE 90C		MAXIMUM EARTH INTERFACE TEMPERATURE			DIELECTRIC CORRECTION FACTOR			
											75% LF		100% LF	
COND SIZE	RS MICROHMS PER FOOT 25C	AMPS	(*)	(50C) AMPS	(60C) AMPS	AMPS	(*)	(50C) AMPS	(60C) AMPS	DELTA TD	50C	60C	50C	60C
350	OPEN	477	52C	(461)	(477)	429	59C	(374)	(429)	1.33	.006	.006	.004	.004
350	234.	439	53C	(416)	(439)	393	60C	(335)	(391)	1.32	.005	.005	.003	.003
350	156.	424	53C	(399)	(424)	380	60C	(321)	(375)	1.32	.004	.004	.003	.003
350	117.	413	53C	(386)	(413)	369	61C	(310)	(364)	1.32	.004	.004	.003	.003
350	78.	398	54C	(370)	(398)	356	61C	(297)	(349)	1.32	.004	.004	.002	.002
500	OPEN	580	53C	(550)	(580)	519	60C	(446)	(515)	1.45	.009	.009	.006	.006
500	234.	518	54C	(479)	(518)	462	61C	(385)	(451)	1.43	.007	.007	.004	.004
500	156.	496	55C	(454)	(496)	441	62C	(364)	(428)	1.43	.006	.006	.004	.004
500	117.	479	55C	(436)	(479)	426	62C	(349)	(411)	1.43	.006	.006	.004	.004
500	78.	457	55C	(414)	(457)	406	62C	(331)	(390)	1.43	.005	.005	.003	.003
750	OPEN	720	54C	(668)	(720)	641	61C	(540)	(626)	1.61	.016	.016	.010	.010
750	234.	617	56C	(554)	(617)	547	63C	(444)	(523)	1.59	.011	.010	.007	.007
750	156.	582	56C	(518)	(582)	515	63C	(414)	(489)	1.59	.009	.009	.006	.006
750	117.	556	56C	(492)	(556)	492	64C	(393)	(466)	1.59	.008	.008	.005	.005
750	78.	524	57C	(462)	(524)	463	64C	(369)	(437)	1.59	.007	.007	.005	.005
1000	OPEN	836	55C	(762)	(836)	741	63C	(615)	(714)	1.73	.023	.021	.015	.014
1000	234.	693	57C	(608)	(693)	612	64C	(486)	(575)	1.71	.014	.014	.009	.009
1000	156.	648	58C	(563)	(648)	571	65C	(450)	(534)	1.71	.012	.012	.008	.008
1000	117.	616	58C	(532)	(616)	542	65C	(424)	(504)	1.71	.011	.011	.007	.007
1000	78.	575	58C	(494)	(575)	506	65C	(395)	(469)	1.71	.009	.009	.006	.006
1250	OPEN	932	56C	(838)	(932)	824	63C	(675)	(786)	1.84	.029	.028	.019	.018
1250	234.	753	58C	(649)	(753)	662	65C	(518)	(615)	1.82	.017	.017	.011	.011
1250	156.	699	58C	(597)	(699)	614	65C	(476)	(566)	1.82	.014	.014	.009	.009
1250	117.	660	59C	(561)	(660)	579	66C	(447)	(532)	1.82	.013	.013	.008	.008
1250	78.	612	59C	(518)	(612)	537	66C	(413)	(492)	1.82	.011	.011	.007	.007
1500	OPEN	1014	57C	(901)	(1014)	894	64C	(725)	(846)	1.93	.036	.035	.023	.023
1500	234.	802	59C	(681)	(802)	703	66C	(543)	(646)	1.92	.020	.020	.013	.013
1500	156.	740	59C	(623)	(740)	648	66C	(496)	(592)	1.92	.017	.017	.011	.011
1500	117.	696	59C	(583)	(696)	609	66C	(464)	(555)	1.92	.015	.015	.009	.009
1500	78.	642	60C	(536)	(639)	562	67C	(428)	(510)	1.92	.012	.013	.008	.008
1750	OPEN	1084	58C	(953)	(1084)	954	65C	(767)	(895)	2.02	.043	.041	.028	.027
1750	234.	842	59C	(708)	(842)	737	66C	(564)	(672)	2.00	.023	.023	.015	.015
1750	156.	774	60C	(644)	(769)	677	67C	(513)	(613)	2.00	.019	.019	.012	.012
1750	117.	726	60C	(601)	(719)	634	67C	(479)	(573)	2.00	.017	.017	.011	.011
1750	78.	666	60C	(551)	(658)	582	67C	(439)	(525)	2.00	.014	.014	.009	.009
2000	OPEN	1146	58C	(998)	(1146)	1007	65C	(802)	(939)	2.11	.049	.048	.032	.031
2000	234.	878	60C	(730)	(870)	767	67C	(582)	(694)	2.09	.026	.026	.016	.016
2000	156.	804	60C	(663)	(792)	702	67C	(528)	(631)	2.09	.021	.021	.013	.014
2000	117.	752	61C	(617)	(739)	656	67C	(491)	(588)	2.09	.018	.019	.012	.012
2000	78.	688	61C	(564)	(674)	600	68C	(449)	(537)	2.09	.015	.015	.010	.010
2500	OPEN	1247	59C	(1069)	(1247)	1092	66C	(858)	(1007)	2.25	.062	.060	.040	.039
2500	234.	936	61C	(766)	(915)	815	68C	(609)	(729)	2.23	.031	.031	.020	.020
2500	156.	852	61C	(692)	(829)	742	68C	(550)	(660)	2.23	.025	.025	.016	.016
2500	117.	794	61C	(642)	(771)	691	68C	(511)	(613)	2.23	.022	.022	.014	.014
2500	78.	723	62C	(584)	(700)	629	68C	(465)	(558)	2.23	.018	.018	.011	.012

(*) CORRESPONDING EARTH INTERFACE TEMPERATURE - DEGREES C

CAUTION - THESE AMPACITIES APPLY ONLY TO THE PHASE SEQUENCE ARRANGEMENT OF FIGURE 9

IPC 50-76
4702047 0007787 3

Copyright National Electrical Manufacturers Association
Provided by IHS under license with NEMA
No reproduction or networking permitted without license from IHS

AMPACITY OF SINGLE CONDUCTOR SOLID DIELECTRIC POWER CABLE INSTALLED IN UNDERGROUND DUCTS

DOUBLE CIRCUIT
CONFIGURATION: SPACED (SEE FIGURE 9)

VOLTAGE: 69 KV
COPPER CONDUCTORS

SOIL RESISTIVITY: 120 RHO

EARTH AMBIENT TEMPERATURE: 25C

		75% LOAD FACTOR				100% LOAD FACTOR								
	RS MICROHMS PER	MAXIMUM CONDUCTOR TEMPERATURE		MAXIMUM EARTH INTERFACE TEMPERATURE		MAXIMUM CONDUCTOR TEMPERATURE		MAXIMUM EARTH INTERFACE TEMPERATURE			DIELECTRIC CORRECTION FACTOR			
											75% LF		100% LF	
COND SIZE	FOOT 25C	90C AMPS	(*)	(50C) AMPS	(60C) AMPS	90C AMPS	(*)	(50C) AMPS	(60C) AMPS	DELTA TD	50C	60C	50C	60C
350	OPEN	447	56C	(403)	(447)	395	64C	(325)	(377)	1.33	.006	.006	.004	.004
350	234.	410	57C	(361)	(410)	361	64C	(290)	(340)	1.32	.005	.005	.003	.003
350	156.	396	58C	(346)	(396)	348	65C	(277)	(326)	1.32	.004	.004	.003	.003
350	117.	385	58C	(335)	(385)	338	65C	(268)	(315)	1.32	.004	.004	.003	.003
350	78.	371	58C	(321)	(371)	326	65C	(257)	(302)	1.32	.004	.004	.002	.002
500	OPEN	541	58C	(480)	(541)	476	65C	(387)	(449)	1.45	.009	.009	.006	.006
500	234.	482	59C	(415)	(482)	423	66C	(332)	(391)	1.43	.007	.007	.004	.004
500	156.	461	59C	(393)	(461)	403	66C	(314)	(371)	1.43	.006	.006	.004	.004
500	117.	445	60C	(377)	(444)	389	66C	(301)	(356)	1.43	.006	.006	.004	.004
500	78.	424	60C	(357)	(421)	371	67C	(286)	(338)	1.43	.005	.005	.003	.003
750	OPEN	669	59C	(581)	(669)	586	66C	(468)	(545)	1.61	.016	.016	.010	.010
750	234.	571	60C	(478)	(564)	498	67C	(382)	(452)	1.59	.011	.010	.007	.007
750	156.	539	61C	(447)	(528)	470	68C	(357)	(423)	1.59	.009	.009	.006	.006
750	117.	515	61C	(424)	(503)	448	68C	(339)	(402)	1.59	.008	.008	.005	.005
750	78.	485	62C	(398)	(471)	422	68C	(318)	(377)	1.59	.007	.007	.005	.005
1000	OPEN	775	60C	(662)	(768)	676	67C	(532)	(621)	1.73	.023	.021	.015	.014
1000	234.	641	62C	(524)	(620)	556	68C	(419)	(497)	1.71	.014	.014	.009	.009
1000	156.	598	62C	(485)	(576)	519	69C	(387)	(460)	1.71	.012	.012	.008	.008
1000	117.	568	62C	(457)	(544)	492	69C	(365)	(435)	1.71	.011	.011	.007	.007
1000	78.	530	63C	(425)	(506)	459	69C	(340)	(404)	1.71	.009	.009	.006	.006
1250	OPEN	863	61C	(727)	(846)	751	68C	(584)	(683)	1.84	.029	.028	.019	.018
1250	234.	694	63C	(558)	(663)	601	69C	(446)	(530)	1.82	.017	.017	.011	.011
1250	156.	644	63C	(513)	(611)	557	70C	(409)	(488)	1.82	.014	.014	.009	.009
1250	117.	607	63C	(481)	(575)	525	70C	(384)	(459)	1.82	.013	.013	.008	.008
1250	78.	563	64C	(445)	(531)	486	70C	(355)	(424)	1.82	.011	.011	.007	.007
1500	OPEN	936	62C	(780)	(910)	813	68C	(626)	(733)	1.93	.036	.035	.023	.023
1500	234.	737	63C	(585)	(697)	637	70C	(467)	(557)	1.92	.020	.020	.013	.013
1500	156.	680	64C	(535)	(639)	587	70C	(426)	(510)	1.92	.017	.017	.011	.011
1500	117.	639	64C	(500)	(599)	551	70C	(399)	(477)	1.92	.015	.015	.009	.009
1500	78.	589	64C	(460)	(550)	508	71C	(367)	(439)	1.92	.012	.013	.008	.008
1750	OPEN	1000	62C	(824)	(964)	866	69C	(662)	(776)	2.02	.043	.041	.028	.027
1750	234.	774	64C	(608)	(725)	667	70C	(484)	(579)	2.00	.023	.023	.015	.015
1750	156.	710	64C	(553)	(662)	612	71C	(440)	(528)	2.00	.019	.019	.012	.012
1750	117.	666	65C	(516)	(618)	573	71C	(411)	(493)	2.00	.017	.017	.011	.011
1750	78.	611	65C	(473)	(566)	526	71C	(377)	(451)	2.00	.014	.014	.009	.009
2000	OPEN	1056	63C	(862)	(1011)	913	70C	(692)	(813)	2.11	.049	.048	.032	.031
2000	234.	805	65C	(626)	(749)	693	71C	(499)	(597)	2.09	.026	.026	.016	.016
2000	156.	737	65C	(568)	(681)	634	71C	(452)	(543)	2.09	.021	.021	.013	.014
2000	117.	689	65C	(529)	(635)	592	71C	(421)	(506)	2.09	.018	.019	.012	.012
2000	78.	630	65C	(483)	(579)	541	72C	(385)	(462)	2.09	.015	.015	.010	.010
2500	OPEN	1146	64C	(922)	(1084)	988	70C	(739)	(871)	2.25	.062	.060	.040	.039
2500	234.	856	65C	(656)	(786)	735	72C	(522)	(627)	2.23	.031	.031	.020	.020
2500	156.	780	66C	(592)	(712)	669	72C	(472)	(567)	2.23	.025	.025	.016	.016
2500	117.	726	66C	(550)	(661)	623	72C	(438)	(527)	2.23	.022	.022	.014	.014
2500	78.	661	66C	(500)	(601)	566	72C	(399)	(479)	2.23	.018	.018	.011	.012

(*) CORRESPONDING EARTH INTERFACE TEMPERATURE – DEGREES C

CAUTION – THESE AMPACITIES APPLY ONLY TO THE PHASE SEQUENCE ARRANGEMENT OF FIGURE 9

Not for Resale

WC 50-76
6470247 0007788 5

Copyright National Electrical Manufacturers Association
Provided by IHS under license with NEMA
No reproduction or networking permitted without license from IHS

DOUBLE CIRCUIT
CONFIGURATION: SPACED (SEE FIGURE 9)

VOLTAGE: 69 KV
ALUMINUM CONDUCTORS

SOIL RESISTIVITY: 60 RHO

EARTH AMBIENT TEMPERATURE: 25C

		75% LOAD FACTOR				100% LOAD FACTOR								
	RS MICROHMS PER	MAXIMUM CONDUCTOR TEMPERATURE 90C		MAXIMUM EARTH INTERFACE TEMPERATURE (50C)	MAXIMUM EARTH INTERFACE TEMPERATURE (60C)	MAXIMUM CONDUCTOR TEMPERATURE 90C		MAXIMUM EARTH INTERFACE TEMPERATURE (50C)	MAXIMUM EARTH INTERFACE TEMPERATURE (60C)		DIELECTRIC CORRECTION FACTOR 75% LF		100% LF	
COND SIZE	FOOT 25C	AMPS	(*)	AMPS	AMPS	AMPS	(*)	AMPS	AMPS	DELTA TD	50C	60C	50C	60C
350	OPEN	402	46C	(402)	(402)	370	52C	(354)	(370)	1.33	.004	.004	.002	.002
350	234.	383	46C	(383)	(383)	351	53C	(332)	(351)	1.32	.003	.003	.002	.002
350	156.	375	46C	(375)	(375)	343	53C	(323)	(343)	1.32	.003	.003	.002	.002
350	117.	368	47C	(368)	(368)	337	53C	(316)	(337)	1.32	.003	.003	.002	.002
350	78.	359	47C	(359)	(359)	329	54C	(307)	(329)	1.32	.003	.003	.002	.002
500	OPEN	492	47C	(492)	(492)	450	54C	(423)	(450)	1.45	.006	.006	.004	.004
500	234.	459	47C	(459)	(459)	419	54C	(388)	(419)	1.43	.005	.005	.003	.003
500	156.	446	48C	(446)	(446)	407	55C	(374)	(407)	1.43	.004	.004	.003	.003
500	117.	436	48C	(436)	(436)	397	55C	(363)	(397)	1.43	.004	.004	.003	.003
500	78.	422	48C	(422)	(422)	384	55C	(350)	(384)	1.43	.004	.004	.002	.002
750	OPEN	617	48C	(617)	(617)	562	55C	(518)	(562)	1.61	.010	.010	.006	.006
750	234.	559	49C	(559)	(559)	508	56C	(458)	(508)	1.59	.007	.007	.005	.005
750	156.	538	49C	(538)	(538)	488	56C	(437)	(488)	1.59	.007	.007	.004	.004
750	117.	521	49C	(521)	(521)	472	56C	(421)	(472)	1.59	.006	.006	.004	.004
750	78.	499	50C	(497)	(499)	452	57C	(400)	(452)	1.59	.006	.006	.004	.004
1000	OPEN	724	49C	(724)	(724)	657	56C	(595)	(657)	1.73	.014	.014	.009	.009
1000	234.	642	50C	(635)	(642)	580	57C	(512)	(580)	1.71	.010	.010	.007	.006
1000	156.	612	50C	(602)	(612)	553	58C	(484)	(553)	1.71	.009	.009	.006	.006
1000	117.	589	51C	(577)	(589)	531	58C	(463)	(531)	1.71	.008	.008	.005	.005
1000	78.	559	51C	(544)	(559)	504	58C	(437)	(504)	1.71	.007	.007	.005	.005
1250	OPEN	818	50C	(813)	(818)	740	57C	(662)	(740)	1.84	.019	.018	.012	.012
1250	234.	709	51C	(690)	(709)	639	58C	(555)	(639)	1.82	.013	.013	.008	.008
1250	156.	671	51C	(649)	(671)	604	58C	(520)	(604)	1.82	.011	.011	.007	.007
1250	117.	643	52C	(618)	(643)	578	59C	(495)	(578)	1.82	.010	.010	.007	.007
1250	78.	606	52C	(580)	(606)	545	59C	(464)	(545)	1.82	.009	.009	.006	.006
1500	OPEN	900	51C	(885)	(900)	812	58C	(719)	(812)	1.93	.024	.023	.015	.015
1500	234.	767	52C	(736)	(767)	689	59C	(590)	(689)	1.92	.016	.015	.010	.010
1500	156.	722	52C	(688)	(722)	648	59C	(550)	(648)	1.92	.014	.013	.009	.009
1500	117.	688	52C	(652)	(688)	617	60C	(522)	(617)	1.92	.012	.012	.008	.008
1500	78.	645	53C	(608)	(645)	578	60C	(486)	(575)	1.92	.011	.011	.007	.007
1750	OPEN	975	51C	(948)	(975)	877	58C	(769)	(877)	2.02	.029	.028	.019	.018
1750	234.	817	52C	(774)	(817)	732	60C	(620)	(731)	2.00	.018	.018	.012	.012
1750	156.	765	53C	(720)	(765)	685	60C	(575)	(681)	2.00	.016	.016	.010	.010
1750	117.	727	53C	(681)	(727)	651	60C	(544)	(644)	2.00	.014	.014	.009	.009
1750	78.	678	53C	(632)	(678)	606	60C	(505)	(598)	2.00	.012	.012	.008	.008
2000	OPEN	1041	52C	(1004)	(1041)	936	59C	(813)	(936)	2.11	.034	.032	.022	.021
2000	234.	861	53C	(807)	(861)	770	60C	(646)	(762)	2.09	.021	.021	.013	.013
2000	156.	803	53C	(747)	(803)	718	60C	(597)	(707)	2.09	.018	.018	.011	.011
2000	117.	760	54C	(705)	(760)	679	61C	(562)	(667)	2.09	.016	.016	.010	.010
2000	78.	706	54C	(651)	(706)	630	61C	(520)	(617)	2.09	.013	.013	.009	.009
2500	OPEN	1156	53C	(1098)	(1156)	1035	60C	(887)	(1030)	2.25	.044	.042	.028	.027
2500	234.	934	54C	(861)	(934)	833	61C	(687)	(814)	2.23	.026	.025	.016	.016
2500	156.	866	54C	(792)	(866)	772	61C	(631)	(751)	2.23	.022	.022	.014	.014
2500	117.	817	54C	(743)	(817)	727	62C	(592)	(705)	2.23	.019	.019	.012	.012
2500	78.	753	55C	(683)	(753)	671	62C	(545)	(649)	2.23	.016	.016	.010	.010

(*) CORRESPONDING EARTH INTERFACE TEMPERATURE – DEGREES C

CAUTION – THESE AMPACITIES APPLY ONLY TO THE PHASE SEQUENCE ARRANGEMENT OF FIGURE 9

Not for Resale

WC 50-76
6470247 0007289 7

Copyright National Electrical Manufacturers Association
Provided by IHS under license with NEMA
No reproduction or networking permitted without license from IHS
Not for Resale

AMPACITY OF SINGLE CONDUCTOR SOLID DIELECTRIC POWER CABLE INSTALLED IN UNDERGROUND DUCTS

DOUBLE CIRCUIT
CONFIGURATION: SPACED (SEE FIGURE 9)

VOLTAGE: 69 KV
ALUMINUM CONDUCTORS

SOIL RESISTIVITY: 90 RHO

EARTH AMBIENT TEMPERATURE: 25C

		75% LOAD FACTOR				100% LOAD FACTOR								
		MAXIMUM CONDUCTOR TEMPERATURE 90C		MAXIMUM EARTH INTERFACE TEMPERATURE		MAXIMUM CONDUCTOR TEMPERATURE 90C		MAXIMUM EARTH INTERFACE TEMPERATURE			DIELECTRIC CORRECTION FACTOR			
											75% LF		100% LF	
COND SIZE	RS MICROHMS PER FOOT 25C	AMPS	(*)	(50C) AMPS	(60C) AMPS	AMPS	(*)	(50C) AMPS	(60C) AMPS	DELTA TD	50C	60C	50C	60C
350	OPEN	373	52C	(360)	(373)	335	59C	(292)	(335)	1.33	.004	.004	.002	.002
350	234.	354	52C	(338)	(354)	317	60C	(273)	(317)	1.32	.003	.003	.002	.002
350	156.	346	53C	(329)	(346)	310	60C	(265)	(309)	1.32	.003	.003	.002	.002
350	117.	340	53C	(322)	(340)	304	60C	(259)	(302)	1.32	.003	.003	.002	.002
350	78.	331	53C	(312)	(331)	296	60C	(252)	(293)	1.32	.003	.003	.002	.002
500	OPEN	454	53C	(431)	(454)	406	60C	(349)	(403)	1.45	.006	.006	.004	.004
500	234.	423	54C	(395)	(423)	377	61C	(318)	(371)	1.43	.005	.005	.003	.003
500	156.	410	54C	(381)	(410)	366	61C	(306)	(358)	1.43	.004	.004	.003	.003
500	117.	401	54C	(370)	(401)	357	61C	(297)	(348)	1.43	.004	.004	.003	.003
500	78.	388	55C	(356)	(388)	345	62C	(286)	(335)	1.43	.004	.004	.002	.002
750	OPEN	567	54C	(526)	(567)	505	61C	(426)	(493)	1.61	.010	.010	.006	.006
750	234.	512	55C	(466)	(512)	455	62C	(375)	(438)	1.59	.007	.007	.005	.005
750	156.	492	56C	(444)	(492)	436	63C	(356)	(419)	1.59	.007	.007	.004	.004
750	117.	476	56C	(428)	(476)	422	63C	(343)	(403)	1.59	.006	.006	.004	.004
750	78.	456	56C	(407)	(456)	403	63C	(326)	(384)	1.59	.006	.006	.004	.004
1000	OPEN	663	55C	(605)	(663)	588	63C	(489)	(567)	1.73	.014	.014	.009	.009
1000	234.	586	57C	(521)	(586)	517	64C	(418)	(491)	1.71	.010	.010	.007	.006
1000	156.	558	57C	(492)	(558)	492	64C	(394)	(464)	1.71	.009	.009	.006	.006
1000	117.	536	57C	(470)	(536)	473	64C	(376)	(445)	1.71	.008	.008	.005	.005
1000	78.	509	58C	(444)	(509)	448	65C	(355)	(420)	1.71	.007	.007	.005	.005
1250	OPEN	746	56C	(673)	(746)	660	63C	(543)	(630)	1.84	.019	.018	.012	.012
1250	234.	645	58C	(564)	(645)	568	65C	(452)	(532)	1.82	.013	.013	.008	.008
1250	156.	610	58C	(529)	(610)	537	65C	(423)	(500)	1.82	.011	.011	.007	.007
1250	117.	584	58C	(503)	(584)	513	65C	(402)	(476)	1.82	.010	.010	.007	.007
1250	78.	550	58C	(472)	(550)	483	65C	(377)	(447)	1.82	.009	.009	.006	.006
1500	OPEN	820	57C	(731)	(820)	723	64C	(589)	(685)	1.93	.024	.023	.015	.015
1500	234.	695	58C	(600)	(695)	611	65C	(480)	(567)	1.92	.016	.015	.010	.010
1500	156.	654	59C	(559)	(654)	574	66C	(446)	(529)	1.92	.014	.013	.009	.009
1500	117.	623	59C	(530)	(623)	546	66C	(423)	(502)	1.92	.012	.012	.008	.008
1500	78.	583	59C	(494)	(583)	511	66C	(394)	(468)	1.92	.011	.011	.007	.007
1750	OPEN	886	58C	(781)	(886)	779	65C	(630)	(733)	2.02	.029	.028	.019	.018
1750	234.	739	59C	(630)	(739)	648	66C	(503)	(596)	2.00	.018	.018	.012	.012
1750	156.	692	59C	(584)	(692)	606	66C	(466)	(554)	2.00	.016	.016	.010	.010
1750	117.	657	60C	(552)	(655)	575	66C	(440)	(524)	2.00	.014	.014	.009	.009
1750	78.	612	60C	(512)	(608)	535	67C	(409)	(486)	2.00	.012	.012	.008	.008
2000	OPEN	945	58C	(826)	(945)	830	65C	(665)	(775)	2.11	.034	.032	.022	.021
2000	234.	777	60C	(655)	(775)	680	66C	(523)	(621)	2.09	.021	.021	.013	.013
2000	156.	725	60C	(605)	(719)	633	67C	(483)	(575)	2.09	.018	.018	.011	.011
2000	117.	686	60C	(570)	(678)	599	67C	(455)	(542)	2.09	.016	.016	.010	.010
2000	78.	636	60C	(527)	(627)	555	67C	(421)	(501)	2.09	.013	.013	.009	.009
2500	OPEN	1046	59C	(900)	(1046)	915	66C	(724)	(846)	2.25	.044	.042	.028	.027
2500	234.	841	61C	(697)	(828)	734	67C	(556)	(662)	2.23	.026	.025	.016	.016
2500	156.	779	61C	(640)	(763)	679	68C	(510)	(609)	2.23	.022	.022	.014	.014
2500	117.	734	61C	(600)	(717)	639	68C	(478)	(572)	2.23	.019	.019	.012	.012
2500	78.	677	61C	(552)	(659)	589	68C	(440)	(526)	2.23	.016	.016	.010	.010

(*) CORRESPONDING EARTH INTERFACE TEMPERATURE - DEGREES C

CAUTION - THESE AMPACITIES APPLY ONLY TO THE PHASE SEQUENCE ARRANGEMENT OF FIGURE 9

WC 50-76
6470247 0007790 3

Copyright National Electrical Manufacturers Association
Provided by IHS under license with NEMA
No reproduction or networking permitted without license from IHS
Not for Resale

DOUBLE CIRCUIT
CONFIGURATION: SPACED (SEE FIGURE 9)

VOLTAGE: 69 KV
ALUMINUM CONDUCTORS

SOIL RESISTIVITY: 120 RHO

EARTH AMBIENT TEMPERATURE: 25C

		75% LOAD FACTOR				100% LOAD FACTOR								
		MAXIMUM CONDUCTOR TEMPERATURE 90C		MAXIMUM EARTH INTERFACE TEMPERATURE		MAXIMUM CONDUCTOR TEMPERATURE 90C		MAXIMUM EARTH INTERFACE TEMPERATURE			DIELECTRIC CORRECTION FACTOR			
											75% LF		100% LF	
COND SIZE	RS MICROHMS PER FOOT 25C	AMPS	(*)	(50C) AMPS	(60C) AMPS	AMPS	(*)	(50C) AMPS	(60C) AMPS	DELTA TD	50C	60C	50C	60C
350	OPEN	349	56C	(314)	(349)	308	64C	(254)	(294)	1.33	.004	.004	.002	.002
350	234.	331	57C	(294)	(331)	292	64C	(237)	(276)	1.32	.003	.003	.002	.002
350	156.	323	57C	(286)	(323)	285	64C	(230)	(269)	1.32	.003	.003	.002	.002
350	117.	317	57C	(279)	(317)	279	65C	(224)	(263)	1.32	.003	.003	.002	.002
350	78.	309	58C	(271)	(309)	272	65C	(218)	(255)	1.32	.003	.003	.002	.002
500	OPEN	424	58C	(376)	(424)	373	65C	(303)	(352)	1.45	.006	.006	.004	.004
500	234.	394	58C	(343)	(394)	346	65C	(275)	(322)	1.43	.005	.005	.003	.003
500	156.	382	59C	(330)	(382)	335	66C	(265)	(311)	1.43	.004	.004	.003	.003
500	117.	372	59C	(320)	(372)	327	66C	(257)	(302)	1.43	.004	.004	.003	.003
500	78.	360	59C	(308)	(360)	315	66C	(247)	(291)	1.43	.004	.004	.002	.002
750	OPEN	527	59C	(458)	(527)	462	66C	(370)	(429)	1.61	.010	.010	.006	.006
750	234.	475	60C	(403)	(472)	415	67C	(324)	(380)	1.59	.007	.007	.005	.005
750	156.	456	60C	(384)	(451)	398	67C	(308)	(362)	1.59	.007	.007	.004	.004
750	117.	441	61C	(370)	(435)	385	67C	(296)	(349)	1.59	.006	.006	.004	.004
750	78.	422	61C	(352)	(414)	368	68C	(282)	(332)	1.59	.006	.006	.004	.004
1000	OPEN	615	60C	(526)	(610)	537	67C	(424)	(493)	1.73	.014	.014	.009	.009
1000	234.	542	61C	(450)	(529)	471	68C	(360)	(425)	1.71	.010	.010	.007	.006
1000	156.	515	62C	(424)	(501)	448	68C	(339)	(401)	1.71	.009	.009	.006	.006
1000	117.	495	62C	(406)	(479)	430	69C	(324)	(384)	1.71	.008	.008	.005	.005
1000	78.	469	62C	(383)	(452)	407	69C	(306)	(363)	1.71	.007	.007	.005	.005
1250	OPEN	691	61C	(584)	(678)	601	68C	(470)	(548)	1.84	.019	.018	.012	.012
1250	234.	595	62C	(486)	(574)	516	69C	(389)	(460)	1.82	.013	.013	.008	.008
1250	156.	562	63C	(455)	(539)	487	69C	(364)	(432)	1.82	.011	.011	.007	.007
1250	117.	538	63C	(433)	(514)	466	69C	(346)	(411)	1.82	.010	.010	.007	.007
1250	78.	506	63C	(406)	(482)	438	70C	(325)	(385)	1.82	.009	.009	.006	.006
1500	OPEN	757	62C	(634)	(737)	657	68C	(509)	(595)	1.93	.024	.023	.015	.015
1500	234.	640	63C	(516)	(611)	554	70C	(413)	(489)	1.92	.016	.015	.010	.010
1500	156.	602	63C	(481)	(571)	520	70C	(384)	(457)	1.92	.014	.013	.009	.009
1500	117.	573	64C	(455)	(541)	495	70C	(363)	(433)	1.92	.012	.012	.008	.008
1500	78.	536	64C	(425)	(505)	463	70C	(339)	(404)	1.92	.011	.011	.007	.007
1750	OPEN	817	62C	(677)	(788)	708	69C	(544)	(636)	2.02	.029	.028	.019	.018
1750	234.	680	64C	(542)	(642)	587	70C	(433)	(514)	2.00	.018	.018	.012	.012
1750	156.	635	64C	(502)	(597)	548	70C	(401)	(477)	2.00	.016	.016	.010	.010
1750	117.	603	64C	(474)	(565)	520	71C	(378)	(451)	2.00	.014	.014	.009	.009
1750	78.	561	64C	(440)	(524)	484	71C	(351)	(419)	2.00	.012	.012	.008	.008
2000	OPEN	870	63C	(715)	(834)	752	70C	(574)	(672)	2.11	.034	.032	.022	.021
2000	234.	714	64C	(563)	(669)	615	71C	(450)	(535)	2.09	.021	.021	.013	.013
2000	156.	665	65C	(520)	(620)	572	71C	(415)	(495)	2.09	.018	.018	.011	.011
2000	117.	629	65C	(489)	(584)	541	71C	(390)	(467)	2.09	.016	.016	.010	.010
2000	78.	583	65C	(453)	(540)	502	71C	(361)	(432)	2.09	.013	.013	.009	.009
2500	OPEN	961	64C	(778)	(910)	828	70C	(624)	(733)	2.25	.044	.042	.028	.027
2500	234.	771	65C	(598)	(713)	662	71C	(477)	(570)	2.23	.026	.025	.016	.016
2500	156.	713	65C	(549)	(657)	613	72C	(438)	(524)	2.23	.022	.022	.014	.014
2500	117.	672	66C	(514)	(616)	577	72C	(410)	(492)	2.23	.019	.019	.012	.012
2500	78.	619	66C	(473)	(567)	531	72C	(378)	(452)	2.23	.016	.016	.010	.010

(*) CORRESPONDING EARTH INTERFACE TEMPERATURE – DEGREES C

CAUTION – THESE AMPACITIES APPLY ONLY TO THE PHASE SEQUENCE ARRANGEMENT OF FIGURE 9

WC 50-76 6470247 0007791 5

Copyright National Electrical Manufacturers Association
Provided by IHS under license with NEMA
No reproduction or networking permitted without license from IHS
Not for Resale

AMPACITY OF SINGLE CONDUCTOR SOLID DIELECTRIC POWER CABLE
INSTALLED IN UNDERGROUND DUCTS

DOUBLE CIRCUIT
CONFIGURATION: SPACED (SEE FIGURE 10)

VOLTAGE: 69 KV
COPPER CONDUCTORS

SOIL RESISTIVITY: 60 RHO

EARTH AMBIENT TEMPERATURE: 25C

		75% LOAD FACTOR				100% LOAD FACTOR								
	RS MICROHMS PER	MAXIMUM CONDUCTOR TEMPERATURE 90C		MAXIMUM EARTH INTERFACE TEMPERATURE (50C)	MAXIMUM EARTH INTERFACE TEMPERATURE (60C)	MAXIMUM CONDUCTOR TEMPERATURE 90C		MAXIMUM EARTH INTERFACE TEMPERATURE (50C)	MAXIMUM EARTH INTERFACE TEMPERATURE (60C)		DIELECTRIC CORRECTION FACTOR 75% LF		DIELECTRIC CORRECTION FACTOR 100% LF	
COND SIZE	FOOT 25C	AMPS	(*)	AMPS	AMPS	AMPS	(*)	AMPS	AMPS	DELTA TD	50C	60C	50C	60C
350	OPEN	480	51C	(467)	(480)	431	59C	(378)	(431)	1.75	.006	.006	.004	.004
350	234.	455	52C	(434)	(455)	407	60C	(349)	(406)	1.75	.005	.005	.003	.003
350	156.	445	53C	(421)	(445)	397	60C	(338)	(394)	1.75	.005	.005	.003	.003
350	117.	436	53C	(410)	(436)	389	60C	(328)	(384)	1.75	.005	.004	.003	.003
350	78.	423	54C	(394)	(423)	376	61C	(315)	(369)	1.75	.004	.004	.003	.003
500	OPEN	584	52C	(558)	(584)	522	60C	(451)	(520)	1.91	.010	.009	.006	.006
500	234.	543	54C	(505)	(543)	483	61C	(405)	(473)	1.91	.008	.008	.005	.005
500	156.	527	54C	(486)	(527)	468	62C	(388)	(455)	1.91	.007	.007	.005	.004
500	117.	513	55C	(470)	(513)	455	62C	(375)	(440)	1.91	.007	.007	.004	.004
500	78.	493	55C	(447)	(493)	437	63C	(356)	(419)	1.91	.006	.006	.004	.004
750	OPEN	725	54C	(678)	(725)	645	61C	(546)	(632)	2.13	.016	.016	.010	.010
750	234.	656	55C	(594)	(656)	581	63C	(475)	(557)	2.13	.012	.012	.008	.008
750	156.	631	56C	(564)	(631)	557	63C	(450)	(529)	2.13	.011	.011	.007	.007
750	117.	609	57C	(541)	(609)	537	64C	(430)	(508)	2.13	.010	.010	.006	.006
750	78.	579	57C	(508)	(579)	509	64C	(404)	(477)	2.13	.009	.009	.006	.006
1000	OPEN	842	55C	(773)	(842)	746	62C	(622)	(722)	2.30	.023	.022	.015	.014
1000	234.	747	57C	(661)	(747)	658	64C	(527)	(620)	2.30	.016	.016	.010	.010
1000	156.	713	57C	(622)	(713)	626	65C	(495)	(585)	2.30	.015	.014	.009	.009
1000	117.	685	58C	(592)	(685)	601	65C	(471)	(558)	2.30	.013	.013	.008	.008
1000	78.	645	59C	(551)	(645)	564	66C	(438)	(519)	2.30	.011	.011	.007	.007
1250	OPEN	939	56C	(850)	(939)	830	63C	(683)	(795)	2.45	.030	.029	.019	.019
1250	234.	820	58C	(712)	(820)	719	65C	(567)	(669)	2.45	.021	.020	.013	.013
1250	156.	778	59C	(667)	(778)	681	66C	(530)	(628)	2.45	.018	.018	.011	.011
1250	117.	744	59C	(632)	(744)	650	66C	(501)	(595)	2.45	.016	.016	.010	.010
1250	78.	696	60C	(584)	(693)	607	67C	(463)	(551)	2.45	.014	.014	.009	.009
1500	OPEN	1022	57C	(914)	(1022)	900	64C	(733)	(855)	2.59	.037	.036	.024	.023
1500	234.	880	59C	(754)	(880)	770	66C	(599)	(709)	2.59	.025	.024	.016	.015
1500	156.	832	59C	(702)	(832)	726	66C	(557)	(662)	2.59	.021	.021	.013	.013
1500	117.	793	60C	(663)	(788)	691	67C	(526)	(626)	2.59	.019	.019	.012	.012
1500	78.	738	61C	(610)	(726)	641	68C	(483)	(576)	2.59	.016	.016	.010	.010
1750	OPEN	1092	57C	(967)	(1092)	961	64C	(776)	(905)	2.72	.044	.042	.028	.027
1750	234.	932	59C	(788)	(932)	813	66C	(626)	(742)	2.72	.028	.028	.018	.018
1750	156.	877	60C	(732)	(869)	764	67C	(581)	(691)	2.72	.024	.024	.015	.015
1750	117.	834	61C	(689)	(820)	725	68C	(546)	(651)	2.72	.022	.022	.014	.014
1750	78.	773	61C	(631)	(753)	670	68C	(500)	(597)	2.72	.018	.018	.011	.011
2000	OPEN	1155	58C	(1013)	(1155)	1014	65C	(811)	(949)	2.83	.050	.049	.032	.031
2000	234.	977	60C	(818)	(969)	851	67C	(649)	(771)	2.83	.032	.032	.020	.020
2000	156.	918	61C	(757)	(901)	797	68C	(600)	(716)	2.83	.027	.027	.017	.017
2000	117.	871	61C	(712)	(849)	755	68C	(564)	(673)	2.83	.024	.024	.015	.015
2000	78.	804	62C	(650)	(776)	696	69C	(515)	(615)	2.83	.020	.020	.013	.013
2500	OPEN	1257	59C	(1086)	(1257)	1100	66C	(868)	(1018)	3.04	.063	.061	.040	.039
2500	234.	1052	61C	(865)	(1028)	913	68C	(686)	(818)	3.04	.039	.039	.025	.025
2500	156.	984	62C	(799)	(953)	852	68C	(633)	(756)	3.04	.033	.033	.021	.021
2500	117.	931	62C	(749)	(895)	805	69C	(593)	(709)	3.04	.029	.029	.018	.018
2500	78.	856	63C	(681)	(815)	738	69C	(539)	(645)	3.04	.024	.024	.015	.015

(*) CORRESPONDING EARTH INTERFACE TEMPERATURE - DEGREES C

WC 50-26 6470247 0002782 7

Copyright National Electrical Manufacturers Association
Provided by IHS under license with NEMA
No reproduction or networking permitted without license from IHS
Not for Resale

DOUBLE CIRCUIT
CONFIGURATION: SPACED (SEE FIGURE 10)

VOLTAGE: 69 KV
COPPER CONDUCTORS

SOIL RESISTIVITY: 90 RHO

EARTH AMBIENT TEMPERATURE: 25C

COND SIZE	RS MICROHMS PER FOOT 25C	75% LOAD FACTOR: MAXIMUM CONDUCTOR TEMPERATURE 90C AMPS	(*)	75% LOAD FACTOR: MAXIMUM EARTH INTERFACE TEMPERATURE (50C) AMPS	(60C) AMPS	100% LOAD FACTOR: MAXIMUM CONDUCTOR TEMPERATURE 90C AMPS	(*)	100% LOAD FACTOR: MAXIMUM EARTH INTERFACE TEMPERATURE (50C) AMPS	(60C) AMPS	DELTA TD	DIELECTRIC CORRECTION FACTOR 75% LF 50C	75% LF 60C	100% LF 50C	100% LF 60C
350	OPEN	437	58C	(386)	(437)	383	65C	(310)	(360)	1.75	.006	.006	.004	.004
350	234.	412	59C	(356)	(412)	360	66C	(285)	(333)	1.75	.005	.005	.003	.003
350	156.	402	59C	(345)	(402)	351	66C	(275)	(323)	1.75	.005	.005	.003	.003
350	117.	394	60C	(335)	(392)	343	67C	(268)	(314)	1.75	.005	.004	.003	.003
350	78.	381	60C	(322)	(377)	332	67C	(257)	(302)	1.75	.004	.004	.003	.003
500	OPEN	529	59C	(459)	(529)	462	66C	(369)	(429)	1.91	.010	.009	.006	.006
500	234.	489	60C	(413)	(483)	426	67C	(330)	(387)	1.91	.008	.008	.005	.005
500	156.	474	61C	(396)	(465)	411	68C	(316)	(372)	1.91	.007	.007	.005	.004
500	117.	461	61C	(383)	(450)	400	68C	(305)	(359)	1.91	.007	.007	.004	.004
500	78.	442	62C	(364)	(428)	383	69C	(289)	(342)	1.91	.006	.006	.004	.004
750	OPEN	653	60C	(557)	(645)	568	67C	(446)	(520)	2.13	.016	.016	.010	.010
750	234.	588	62C	(484)	(569)	509	69C	(386)	(455)	2.13	.012	.012	.008	.008
750	156.	564	63C	(458)	(541)	487	69C	(365)	(432)	2.13	.011	.011	.007	.007
750	117.	544	63C	(439)	(519)	469	70C	(349)	(413)	2.13	.010	.010	.006	.006
750	78.	516	64C	(412)	(487)	444	70C	(327)	(388)	2.13	.009	.009	.006	.006
1000	OPEN	756	62C	(633)	(736)	655	68C	(507)	(592)	2.30	.023	.022	.015	.014
1000	234.	667	63C	(536)	(633)	574	70C	(427)	(505)	2.30	.016	.016	.010	.010
1000	156.	635	64C	(504)	(597)	545	71C	(401)	(476)	2.30	.015	.014	.009	.009
1000	117.	609	64C	(480)	(569)	522	71C	(381)	(453)	2.30	.013	.013	.008	.008
1000	78.	572	65C	(446)	(530)	490	72C	(354)	(421)	2.30	.011	.011	.007	.007
1250	OPEN	840	62C	(695)	(810)	726	69C	(556)	(651)	2.45	.030	.029	.019	.019
1250	234.	729	64C	(577)	(683)	626	71C	(459)	(544)	2.45	.021	.020	.013	.013
1250	156.	690	65C	(539)	(641)	591	71C	(428)	(510)	2.45	.018	.018	.011	.011
1250	117.	659	65C	(510)	(608)	564	72C	(405)	(483)	2.45	.016	.016	.010	.010
1250	78.	615	66C	(471)	(562)	525	72C	(374)	(446)	2.45	.014	.014	.009	.009
1500	OPEN	912	63C	(745)	(871)	786	70C	(596)	(699)	2.59	.037	.036	.024	.023
1500	234.	781	65C	(609)	(724)	668	72C	(484)	(576)	2.59	.025	.024	.016	.015
1500	156.	736	66C	(567)	(676)	628	72C	(450)	(537)	2.59	.021	.021	.013	.013
1500	117.	700	66C	(535)	(639)	597	72C	(424)	(507)	2.59	.019	.019	.012	.012
1500	78.	650	67C	(492)	(588)	553	73C	(390)	(466)	2.59	.016	.016	.010	.010
1750	OPEN	973	64C	(788)	(922)	837	70C	(630)	(739)	2.72	.044	.042	.028	.027
1750	234.	824	66C	(637)	(757)	704	72C	(506)	(602)	2.72	.028	.028	.018	.018
1750	156.	774	66C	(590)	(704)	660	73C	(468)	(559)	2.72	.024	.024	.015	.015
1750	117.	735	67C	(555)	(664)	626	73C	(440)	(527)	2.72	.022	.022	.014	.014
1750	78.	680	68C	(509)	(609)	577	74C	(403)	(483)	2.72	.018	.018	.011	.011
2000	OPEN	1027	64C	(824)	(967)	882	71C	(658)	(774)	2.83	.050	.049	.032	.031
2000	234.	863	66C	(660)	(786)	735	73C	(524)	(625)	2.83	.032	.032	.020	.020
2000	156.	808	67C	(610)	(730)	688	73C	(484)	(579)	2.83	.027	.027	.017	.017
2000	117.	766	67C	(573)	(687)	651	73C	(454)	(544)	2.83	.024	.024	.015	.015
2000	78.	706	68C	(523)	(628)	599	74C	(414)	(497)	2.83	.020	.020	.013	.013
2500	OPEN	1114	65C	(881)	(1037)	954	72C	(703)	(829)	3.04	.063	.061	.040	.039
2500	234.	925	67C	(697)	(833)	787	73C	(553)	(662)	3.04	.039	.039	.025	.025
2500	156.	864	68C	(642)	(770)	733	74C	(509)	(611)	3.04	.033	.033	.021	.021
2500	117.	816	68C	(601)	(723)	691	74C	(477)	(573)	3.04	.029	.029	.018	.018
2500	78.	749	69C	(547)	(658)	633	75C	(433)	(521)	3.04	.024	.024	.015	.015

(*) CORRESPONDING EARTH INTERFACE TEMPERATURE - DEGREES C

CAUTION - THESE AMPACITIES APPLY ONLY TO THE PHASE SEQUENCE ARRANGEMENT OF FIGURE 10

IEC 60-76
6470247 0007793 9

Copyright National Electrical Manufacturers Association
Provided by IHS under license with NEMA
No reproduction or networking permitted without license from IHS
Not for Resale

DOUBLE CIRCUIT
CONFIGURATION: SPACED (SEE FIGURE 10)

VOLTAGE: 69 KV
COPPER CONDUCTORS

SOIL RESISTIVITY: 120 RHO

EARTH AMBIENT TEMPERATURE: 25C

		75% LOAD FACTOR				100% LOAD FACTOR								
		MAXIMUM CONDUCTOR TEMPERATURE		MAXIMUM EARTH INTERFACE TEMPERATURE		MAXIMUM CONDUCTOR TEMPERATURE		MAXIMUM EARTH INTERFACE TEMPERATURE			DIELECTRIC CORRECTION FACTOR			
	RS MICROHMS PER	90C		(50C)	(60C)	90C		(50C)	(60C)	DELTA	75% LF		100% LF	
COND SIZE	FOOT 25C	AMPS	(*)	AMPS	AMPS	AMPS	(*)	AMPS	AMPS	TD	50C	60C	50C	60C
350	OPEN	403	63C	(335)	(389)	348	69C	(268)	(313)	1.75	.006	.006	.004	.004
350	234.	379	64C	(308)	(360)	326	70C	(246)	(289)	1.75	.005	.005	.003	.003
350	156.	369	64C	(298)	(349)	317	71C	(237)	(279)	1.75	.005	.005	.003	.003
350	117.	362	64C	(289)	(340)	310	71C	(231)	(272)	1.75	.005	.004	.003	.003
350	78.	350	65C	(278)	(327)	300	71C	(221)	(261)	1.75	.004	.004	.003	.003
500	OPEN	486	64C	(398)	(463)	418	70C	(319)	(372)	1.91	.010	.009	.006	.006
500	234.	449	65C	(357)	(419)	384	71C	(284)	(335)	1.91	.008	.008	.005	.005
500	156.	434	65C	(342)	(403)	371	72C	(272)	(321)	1.91	.007	.007	.005	.004
500	117.	422	66C	(330)	(389)	360	72C	(262)	(310)	1.91	.007	.007	.004	.004
500	78.	404	66C	(313)	(370)	345	73C	(249)	(295)	1.91	.006	.006	.004	.004
750	OPEN	599	65C	(481)	(561)	513	71C	(385)	(451)	2.13	.016	.016	.010	.010
750	234.	537	67C	(416)	(492)	458	73C	(332)	(392)	2.13	.012	.012	.008	.008
750	156.	514	67C	(394)	(467)	438	73C	(314)	(372)	2.13	.011	.011	.007	.007
750	117.	496	67C	(377)	(448)	421	73C	(300)	(356)	2.13	.010	.010	.006	.006
750	78.	469	68C	(354)	(420)	398	74C	(281)	(334)	2.13	.009	.009	.006	.006
1000	OPEN	691	66C	(546)	(639)	589	72C	(437)	(513)	2.30	.023	.022	.015	.014
1000	234.	607	68C	(461)	(547)	515	74C	(367)	(436)	2.30	.016	.016	.010	.010
1000	156.	577	68C	(433)	(515)	489	74C	(344)	(410)	2.30	.015	.014	.009	.009
1000	117.	553	69C	(411)	(490)	468	75C	(327)	(390)	2.30	.013	.013	.008	.008
1000	78.	519	69C	(382)	(457)	438	75C	(304)	(363)	2.30	.011	.011	.007	.007
1250	OPEN	766	67C	(599)	(702)	652	73C	(478)	(563)	2.45	.030	.029	.019	.019
1250	234.	662	69C	(495)	(589)	560	74C	(393)	(469)	2.45	.021	.020	.013	.013
1250	156.	626	69C	(462)	(552)	529	75C	(367)	(438)	2.45	.018	.018	.011	.011
1250	117.	597	70C	(437)	(523)	504	75C	(347)	(415)	2.45	.016	.016	.010	.010
1250	78.	557	70C	(404)	(483)	469	76C	(320)	(384)	2.45	.014	.014	.009	.009
1500	OPEN	830	68C	(642)	(754)	705	74C	(512)	(604)	2.59	.037	.036	.024	.023
1500	234.	707	69C	(522)	(623)	597	75C	(415)	(495)	2.59	.025	.024	.016	.015
1500	156.	666	70C	(485)	(581)	561	75C	(385)	(461)	2.59	.021	.021	.013	.013
1500	117.	633	70C	(458)	(549)	533	76C	(363)	(436)	2.59	.019	.019	.012	.012
1500	78.	587	71C	(421)	(505)	493	76C	(334)	(401)	2.59	.016	.016	.010	.010
1750	OPEN	884	68C	(678)	(798)	750	74C	(541)	(638)	2.72	.044	.042	.028	.027
1750	234.	746	70C	(545)	(651)	628	76C	(433)	(518)	2.72	.028	.028	.018	.018
1750	156.	700	71C	(505)	(605)	589	76C	(401)	(480)	2.72	.024	.024	.015	.015
1750	117.	664	71C	(475)	(570)	557	76C	(377)	(452)	2.72	.022	.022	.014	.014
1750	78.	613	72C	(435)	(523)	514	77C	(345)	(414)	2.72	.018	.018	.011	.011
2000	OPEN	932	69C	(708)	(835)	789	74C	(564)	(667)	2.83	.050	.049	.032	.031
2000	234.	779	71C	(564)	(676)	656	76C	(448)	(537)	2.83	.032	.032	.020	.020
2000	156.	729	71C	(521)	(626)	613	76C	(414)	(497)	2.83	.027	.027	.017	.017
2000	117.	690	71C	(489)	(589)	579	77C	(388)	(467)	2.83	.024	.024	.015	.015
2000	78.	636	72C	(447)	(538)	532	77C	(354)	(427)	2.83	.020	.020	.013	.013
2500	OPEN	1009	70C	(755)	(894)	852	75C	(602)	(714)	3.04	.063	.061	.040	.039
2500	234.	834	71C	(595)	(715)	700	77C	(472)	(568)	3.04	.039	.039	.025	.025
2500	156.	778	72C	(548)	(660)	652	77C	(435)	(524)	3.04	.033	.033	.021	.021
2500	117.	734	72C	(513)	(619)	614	77C	(407)	(491)	3.04	.029	.029	.018	.018
2500	78.	673	73C	(466)	(563)	562	78C	(370)	(447)	3.04	.024	.024	.015	.015

(*) CORRESPONDING EARTH INTERFACE TEMPERATURE – DEGREES C

CAUTION – THESE AMPACITIES APPLY ONLY TO THE PHASE SEQUENCE ARRANGEMENT OF FIGURE 10

IEC 50-76 6472047 0007794 0

Copyright National Electrical Manufacturers Association
Provided by IHS under license with NEMA
No reproduction or networking permitted without license from IHS
Not for Resale

DOUBLE CIRCUIT
CONFIGURATION: SPACED (SEE FIGURE 10)

VOLTAGE: 69 KV
ALUMINUM CONDUCTORS

SOIL RESISTIVITY: 60 RHO

EARTH AMBIENT TEMPERATURE: 25C

COND SIZE	RS MICROHMS PER FOOT 25C	75% LOAD FACTOR: MAXIMUM CONDUCTOR TEMPERATURE 90C AMPS	(*)	75% LOAD FACTOR: MAXIMUM EARTH INTERFACE TEMPERATURE (50C) AMPS	(60C) AMPS	100% LOAD FACTOR: MAXIMUM CONDUCTOR TEMPERATURE 90C AMPS	(*)	100% LOAD FACTOR: MAXIMUM EARTH INTERFACE TEMPERATURE (50C) AMPS	(60C) AMPS	DELTA TD	DIELECTRIC CORRECTION FACTOR 75% LF 50C	75% LF 60C	100% LF 50C	100% LF 60C
350	OPEN	375	51C	(365)	(375)	337	59C	(295)	(337)	1.75	.004	.004	.002	.002
350	234.	363	52C	(348)	(363)	325	59C	(281)	(325)	1.75	.003	.003	.002	.002
350	156.	357	52C	(341)	(357)	320	60C	(275)	(319)	1.75	.003	.003	.002	.002
350	117.	353	52C	(336)	(353)	315	60C	(270)	(314)	1.75	.003	.003	.002	.002
350	78.	346	53C	(327)	(346)	309	60C	(262)	(306)	1.75	.003	.003	.002	.002
500	OPEN	457	52C	(437)	(457)	409	60C	(353)	(407)	1.91	.006	.006	.004	.004
500	234.	437	53C	(410)	(437)	389	61C	(330)	(383)	1.91	.005	.005	.003	.003
500	156.	428	54C	(400)	(428)	381	61C	(321)	(374)	1.91	.005	.005	.003	.003
500	117.	421	54C	(391)	(421)	374	61C	(313)	(365)	1.91	.005	.005	.003	.003
500	78.	409	54C	(377)	(409)	363	62C	(302)	(353)	1.91	.004	.004	.003	.003
750	OPEN	571	54C	(534)	(571)	508	61C	(431)	(498)	2.13	.010	.010	.006	.006
750	234.	535	55C	(490)	(535)	474	62C	(393)	(459)	2.13	.008	.008	.005	.005
750	156.	521	55C	(473)	(521)	461	63C	(379)	(443)	2.13	.008	.008	.005	.005
750	117.	509	56C	(459)	(509)	450	63C	(367)	(430)	2.13	.007	.007	.005	.005
750	78.	491	56C	(439)	(491)	433	63C	(350)	(411)	2.13	.007	.006	.004	.004
1000	OPEN	668	55C	(614)	(668)	592	62C	(495)	(573)	2.30	.015	.014	.009	.009
1000	234.	618	56C	(554)	(618)	545	64C	(443)	(518)	2.30	.012	.011	.007	.007
1000	156.	598	57C	(531)	(598)	526	64C	(424)	(497)	2.30	.011	.010	.007	.007
1000	117.	581	57C	(512)	(581)	511	64C	(408)	(480)	2.30	.010	.010	.006	.006
1000	78.	556	58C	(485)	(556)	488	65C	(386)	(455)	2.30	.009	.009	.006	.006
1250	OPEN	752	56C	(682)	(752)	664	63C	(549)	(637)	2.45	.020	.019	.012	.012
1250	234.	686	57C	(605)	(686)	604	64C	(483)	(567)	2.45	.015	.015	.010	.009
1250	156.	661	58C	(577)	(661)	580	65C	(460)	(541)	2.45	.014	.013	.009	.008
1250	117.	640	58C	(554)	(640)	561	65C	(441)	(520)	2.45	.012	.012	.008	.008
1250	78.	609	59C	(521)	(609)	532	66C	(414)	(490)	2.45	.011	.011	.007	.007
1500	OPEN	826	57C	(741)	(826)	728	64C	(596)	(692)	2.59	.025	.023	.016	.015
1500	234.	746	58C	(648)	(746)	654	65C	(517)	(608)	2.59	.018	.018	.012	.011
1500	156.	716	59C	(615)	(716)	626	66C	(490)	(578)	2.59	.016	.016	.010	.010
1500	117.	691	59C	(588)	(691)	603	66C	(468)	(554)	2.59	.015	.015	.009	.009
1500	78.	653	60C	(550)	(651)	569	67C	(437)	(518)	2.59	.013	.013	.008	.008
1750	OPEN	893	57C	(793)	(893)	785	64C	(637)	(741)	2.72	.030	.028	.019	.018
1750	234.	798	59C	(685)	(798)	698	66C	(546)	(644)	2.72	.022	.021	.014	.014
1750	156.	763	59C	(648)	(763)	666	66C	(515)	(610)	2.72	.019	.019	.012	.012
1750	117.	734	60C	(618)	(730)	640	67C	(491)	(582)	2.72	.017	.017	.011	.011
1750	78.	692	60C	(575)	(682)	601	67C	(457)	(543)	2.72	.015	.015	.010	.009
2000	OPEN	952	58C	(838)	(952)	836	65C	(673)	(784)	2.83	.035	.033	.022	.021
2000	234.	845	59C	(718)	(845)	737	67C	(572)	(675)	2.83	.025	.025	.016	.016
2000	156.	805	60C	(676)	(799)	701	67C	(538)	(637)	2.83	.022	.022	.014	.014
2000	117.	773	60C	(643)	(762)	672	67C	(511)	(607)	2.83	.020	.020	.013	.012
2000	78.	726	61C	(597)	(709)	629	68C	(474)	(563)	2.83	.017	.017	.011	.011
2500	OPEN	1054	59C	(914)	(1054)	922	66C	(732)	(855)	3.04	.045	.043	.028	.028
2500	234.	924	61C	(771)	(910)	803	67C	(613)	(726)	3.04	.031	.031	.020	.020
2500	156.	877	61C	(723)	(857)	761	68C	(574)	(682)	3.04	.027	.027	.017	.017
2500	117.	839	62C	(685)	(815)	727	68C	(544)	(648)	3.04	.024	.024	.015	.015
2500	78.	783	62C	(632)	(753)	677	69C	(501)	(598)	3.04	.021	.021	.013	.013

(*) CORRESPONDING EARTH INTERFACE TEMPERATURE - DEGREES C

CAUTION - THESE AMPACITIES APPLY ONLY TO THE PHASE SEQUENCE ARRANGEMENT OF FIGURE 10

WC 50-74
6470247 0007295 2

Copyright National Electrical Manufacturers Association
Provided by IHS under license with NEMA
No reproduction or networking permitted without license from IHS
Not for Resale

DOUBLE CIRCUIT
CONFIGURATION: SPACED (SEE FIGURE 10)

VOLTAGE: 69 KV
ALUMINUM CONDUCTORS

SOIL RESISTIVITY: 90 RHO

EARTH AMBIENT TEMPERATURE: 25C

		75% LOAD FACTOR				100% LOAD FACTOR								
	RS MICROHMS PER	MAXIMUM CONDUCTOR TEMPERATURE 90C		MAXIMUM EARTH INTERFACE TEMPERATURE		MAXIMUM CONDUCTOR TEMPERATURE 90C		MAXIMUM EARTH INTERFACE TEMPERATURE			DIELECTRIC CORRECTION FACTOR			
											75% LF		100% LF	
COND SIZE	FOOT 25C	AMPS	(*)	(50C) AMPS	(60C) AMPS	AMPS	(*)	(50C) AMPS	(60C) AMPS	DELTA TD	50C	60C	50C	60C
350	OPEN	341	58C	(301)	(341)	299	65C	(242)	(281)	1.75	.004	.004	.002	.002
350	234.	329	59C	(287)	(329)	288	66C	(230)	(268)	1.75	.003	.003	.002	.002
350	156.	324	59C	(281)	(324)	283	66C	(225)	(262)	1.75	.003	.003	.002	.002
350	117.	319	59C	(275)	(319)	279	66C	(220)	(258)	1.75	.003	.003	.002	.002
350	78.	312	59C	(268)	(312)	273	67C	(214)	(251)	1.75	.003	.003	.002	.002
500	OPEN	414	59C	(360)	(414)	362	66C	(289)	(336)	1.91	.006	.006	.004	.004
500	234.	394	60C	(336)	(392)	343	67C	(269)	(315)	1.91	.005	.005	.003	.003
500	156.	386	60C	(327)	(382)	336	67C	(262)	(306)	1.91	.005	.005	.003	.003
500	117.	379	61C	(319)	(373)	329	68C	(255)	(299)	1.91	.005	.005	.003	.003
500	78.	368	61C	(308)	(361)	320	68C	(246)	(289)	1.91	.004	.004	.003	.003
750	OPEN	514	60C	(439)	(508)	447	67C	(352)	(410)	2.13	.010	.010	.006	.006
750	234.	481	62C	(401)	(468)	416	68C	(320)	(376)	2.13	.008	.008	.005	.005
750	156.	467	62C	(386)	(453)	404	69C	(308)	(362)	2.13	.008	.008	.005	.005
750	117.	456	62C	(374)	(439)	394	69C	(298)	(351)	2.13	.007	.007	.005	.005
750	78.	439	63C	(357)	(420)	378	70C	(284)	(336)	2.13	.007	.006	.004	.004
1000	OPEN	599	62C	(504)	(584)	519	68C	(404)	(471)	2.30	.015	.014	.009	.009
1000	234.	552	63C	(451)	(529)	476	70C	(360)	(423)	2.30	.012	.011	.007	.007
1000	156.	534	63C	(432)	(508)	459	70C	(344)	(406)	2.30	.011	.010	.007	.007
1000	117.	518	64C	(416)	(490)	446	70C	(331)	(391)	2.30	.010	.010	.006	.006
1000	78.	495	64C	(393)	(465)	425	71C	(313)	(371)	2.30	.009	.009	.006	.006
1250	OPEN	673	62C	(559)	(649)	581	69C	(448)	(522)	2.45	.020	.019	.012	.012
1250	234.	612	64C	(492)	(579)	526	70C	(392)	(463)	2.45	.015	.015	.010	.009
1250	156.	588	64C	(468)	(552)	505	71C	(372)	(441)	2.45	.014	.013	.009	.008
1250	117.	569	65C	(449)	(531)	487	71C	(357)	(423)	2.45	.012	.012	.008	.008
1250	78.	540	65C	(422)	(500)	462	72C	(335)	(398)	2.45	.011	.011	.007	.007
1500	OPEN	738	63C	(606)	(706)	636	70C	(485)	(567)	2.59	.025	.023	.016	.015
1500	234.	663	65C	(526)	(621)	568	71C	(419)	(496)	2.59	.018	.018	.012	.011
1500	156.	635	65C	(498)	(590)	543	72C	(396)	(470)	2.59	.016	.016	.010	.010
1500	117.	611	66C	(476)	(565)	523	72C	(378)	(450)	2.59	.015	.015	.009	.009
1500	78.	577	66C	(445)	(529)	493	72C	(353)	(421)	2.59	.013	.013	.008	.008
1750	OPEN	795	64C	(647)	(755)	684	70C	(518)	(606)	2.72	.030	.028	.019	.018
1750	234.	707	65C	(555)	(657)	605	72C	(442)	(524)	2.72	.022	.021	.014	.014
1750	156.	675	66C	(524)	(622)	577	72C	(416)	(495)	2.72	.019	.019	.012	.012
1750	117.	649	66C	(499)	(593)	553	72C	(396)	(472)	2.72	.017	.017	.011	.011
1750	78.	610	67C	(464)	(553)	519	73C	(369)	(440)	2.72	.015	.015	.010	.009
2000	OPEN	846	64C	(683)	(798)	727	71C	(546)	(641)	2.83	.035	.033	.022	.021
2000	234.	747	66C	(581)	(688)	638	72C	(462)	(548)	2.83	.025	.025	.016	.016
2000	156.	711	66C	(546)	(649)	606	73C	(434)	(517)	2.83	.022	.022	.014	.014
2000	117.	682	67C	(519)	(618)	580	73C	(412)	(492)	2.83	.020	.020	.013	.012
2000	78.	638	67C	(481)	(574)	542	73C	(382)	(456)	2.83	.017	.017	.011	.011
2500	OPEN	934	65C	(743)	(871)	799	72C	(593)	(698)	3.04	.045	.043	.028	.028
2500	234.	814	67C	(622)	(740)	693	73C	(495)	(589)	3.04	.031	.031	.020	.020
2500	156.	771	67C	(583)	(695)	655	73C	(463)	(553)	3.04	.027	.027	.017	.017
2500	117.	737	68C	(552)	(660)	625	74C	(438)	(524)	3.04	.024	.024	.015	.015
2500	78.	686	68C	(509)	(609)	581	74C	(404)	(484)	3.04	.021	.021	.013	.013

(*) CORRESPONDING EARTH INTERFACE TEMPERATURE - DEGREES C

CAUTION - THESE AMPACITIES APPLY ONLY TO THE PHASE SEQUENCE ARRANGEMENT OF FIGURE 10

IEC 60-76
4702472 0007296 4

Copyright National Electrical Manufacturers Association
Provided by IHS under license with NEMA
No reproduction or networking permitted without license from IHS
Not for Resale

DOUBLE CIRCUIT
CONFIGURATION: SPACED (SEE FIGURE 10)

VOLTAGE: 69 KV
ALUMINUM CONDUCTORS

SOIL RESISTIVITY: 120 RHO

EARTH AMBIENT TEMPERATURE: 25C

		75% LOAD FACTOR				100% LOAD FACTOR								
	RS MICROHMS PER	MAXIMUM CONDUCTOR TEMPERATURE 90C		MAXIMUM EARTH INTERFACE TEMPERATURE (50C)	(60C)	MAXIMUM CONDUCTOR TEMPERATURE 90C		MAXIMUM EARTH INTERFACE TEMPERATURE (50C)	(60C)		DIELECTRIC CORRECTION FACTOR 75% LF		100% LF	
COND SIZE	FOOT 25C	AMPS	(*)	AMPS	AMPS	AMPS	(*)	AMPS	AMPS	DELTA TD	50C	60C	50C	60C
350	OPEN	314	63C	(262)	(303)	271	69C	(210)	(244)	1.75	.004	.004	.002	.002
350	234.	303	63C	(248)	(289)	261	70C	(198)	(232)	1.75	.003	.003	.002	.002
350	156.	298	63C	(243)	(284)	256	70C	(194)	(227)	1.75	.003	.003	.002	.002
350	117.	293	64C	(238)	(279)	252	70C	(190)	(223)	1.75	.003	.003	.002	.002
350	78.	287	64C	(232)	(271)	247	71C	(185)	(217)	1.75	.003	.003	.002	.002
500	OPEN	380	64C	(312)	(362)	327	70C	(250)	(291)	1.91	.006	.006	.004	.004
500	234.	362	65C	(291)	(340)	310	71C	(232)	(273)	1.91	.005	.005	.003	.003
500	156.	354	65C	(283)	(331)	303	71C	(225)	(265)	1.91	.005	.005	.003	.003
500	117.	347	65C	(276)	(324)	297	72C	(220)	(259)	1.91	.005	.005	.003	.003
500	78.	337	66C	(266)	(313)	288	72C	(212)	(250)	1.91	.004	.004	.003	.003
750	OPEN	471	65C	(380)	(442)	404	71C	(304)	(355)	2.13	.010	.010	.006	.006
750	234.	439	66C	(346)	(406)	375	72C	(276)	(325)	2.13	.008	.008	.005	.005
750	156.	427	66C	(333)	(392)	364	73C	(265)	(313)	2.13	.008	.008	.005	.005
750	117.	416	67C	(322)	(380)	354	73C	(256)	(303)	2.13	.007	.007	.005	.005
750	78.	400	67C	(307)	(363)	340	73C	(244)	(290)	2.13	.007	.006	.004	.004
1000	OPEN	548	66C	(435)	(508)	468	72C	(348)	(408)	2.30	.015	.014	.009	.009
1000	234.	503	67C	(388)	(458)	428	73C	(309)	(366)	2.30	.012	.011	.007	.007
1000	156.	486	68C	(371)	(439)	412	74C	(295)	(350)	2.30	.011	.010	.007	.007
1000	117.	471	68C	(357)	(423)	400	74C	(284)	(337)	2.30	.010	.010	.006	.006
1000	78.	450	69C	(338)	(401)	381	74C	(269)	(319)	2.30	.009	.009	.006	.006
1250	OPEN	614	67C	(482)	(564)	522	73C	(385)	(452)	2.45	.020	.019	.012	.012
1250	234.	556	68C	(423)	(500)	471	74C	(337)	(399)	2.45	.015	.015	.010	.009
1250	156.	534	69C	(402)	(477)	452	74C	(320)	(380)	2.45	.014	.013	.009	.008
1250	117.	516	69C	(385)	(458)	436	75C	(306)	(364)	2.45	.012	.012	.008	.008
1250	78.	489	70C	(362)	(431)	413	75C	(287)	(343)	2.45	.011	.011	.007	.007
1500	OPEN	671	68C	(522)	(612)	570	74C	(417)	(490)	2.59	.025	.023	.016	.015
1500	234.	601	69C	(452)	(535)	508	75C	(359)	(427)	2.59	.018	.018	.012	.011
1500	156.	575	69C	(427)	(508)	486	75C	(340)	(405)	2.59	.016	.016	.010	.010
1500	117.	554	70C	(408)	(486)	467	75C	(324)	(387)	2.59	.015	.015	.009	.009
1500	78.	522	70C	(381)	(455)	440	76C	(303)	(362)	2.59	.013	.013	.008	.008
1750	OPEN	723	68C	(557)	(654)	613	74C	(445)	(523)	2.72	.030	.028	.019	.018
1750	234.	641	70C	(476)	(566)	541	75C	(379)	(451)	2.72	.022	.021	.014	.014
1750	156.	611	70C	(449)	(535)	515	76C	(357)	(426)	2.72	.019	.019	.012	.012
1750	117.	586	70C	(427)	(511)	494	76C	(339)	(406)	2.72	.017	.017	.011	.011
1750	78.	551	71C	(397)	(476)	463	76C	(316)	(378)	2.72	.015	.015	.010	.009
2000	OPEN	768	69C	(587)	(691)	650	74C	(469)	(553)	2.83	.035	.033	.022	.021
2000	234.	676	70C	(497)	(592)	569	76C	(396)	(472)	2.83	.025	.025	.016	.016
2000	156.	642	71C	(467)	(558)	540	76C	(371)	(444)	2.83	.022	.022	.014	.014
2000	117.	615	71C	(444)	(531)	517	76C	(353)	(422)	2.83	.020	.020	.013	.012
2000	78.	575	71C	(411)	(493)	483	77C	(327)	(392)	2.83	.017	.017	.011	.011
2500	OPEN	846	70C	(637)	(752)	714	75C	(508)	(601)	3.04	.045	.043	.028	.028
2500	234.	735	71C	(532)	(636)	617	76C	(423)	(506)	3.04	.031	.031	.020	.020
2500	156.	695	71C	(498)	(597)	583	77C	(395)	(474)	3.04	.027	.027	.017	.017
2500	117.	663	72C	(471)	(566)	556	77C	(374)	(450)	3.04	.024	.024	.015	.015
2500	78.	617	72C	(434)	(523)	516	77C	(345)	(415)	3.04	.021	.021	.013	.013

(*) CORRESPONDING EARTH INTERFACE TEMPERATURE – DEGREES C

CAUTION – THESE AMPACITIES APPLY ONLY TO THE PHASE SEQUENCE ARRANGEMENT OF FIGURE 10

MC 50-76
4702470007797 4