FINAL
DRAFT

INTERNATIONAL STANDARD

ISO/IEC FDIS 9594-8

ISO/IEC JTC **1**

Secretariat: **ANSI**

Voting begins on:
2009-03-05

Voting terminates on:
2009-05-05

Information technology — Open Systems Interconnection — The Directory: Public-key and attribute certificate frameworks

Technologies de l'information — Interconnexion de systèmes ouverts (OSI) — L'annuaire: Cadre général des certificats de clé publique et d'attribut

Please see the administrative notes on page ii-1

RECIPIENTS OF THIS DRAFT ARE INVITED TO SUBMIT, WITH THEIR COMMENTS, NOTIFICATION OF ANY RELEVANT PATENT RIGHTS OF WHICH THEY ARE AWARE AND TO PROVIDE SUPPORTING DOCUMENTATION.

IN ADDITION TO THEIR EVALUATION AS BEING ACCEPTABLE FOR INDUSTRIAL, TECHNOLOGICAL, COMMERCIAL AND USER PURPOSES, DRAFT INTERNATIONAL STANDARDS MAY ON OCCASION HAVE TO BE CONSIDERED IN THE LIGHT OF THEIR POTENTIAL TO BECOME STANDARDS TO WHICH REFERENCE MAY BE MADE IN NATIONAL REGULATIONS.

Reference number
ISO/IEC FDIS 9594-8:2008(E)

© ISO/IEC 2008

Copyright International Organization for Standardization
Provided by IHS under license with ISO
No reproduction or networking permitted without license from IHS

Not for Resale

PDF disclaimer

This PDF file may contain embedded typefaces. In accordance with Adobe's licensing policy, this file may be printed or viewed but shall not be edited unless the typefaces which are embedded are licensed to and installed on the computer performing the editing. In downloading this file, parties accept therein the responsibility of not infringing Adobe's licensing policy. The ISO Central Secretariat accepts no liability in this area.

Adobe is a trademark of Adobe Systems Incorporated.

Details of the software products used to create this PDF file can be found in the General Info relative to the file; the PDF-creation parameters were optimized for printing. Every care has been taken to ensure that the file is suitable for use by ISO member bodies. In the unlikely event that a problem relating to it is found, please inform the Central Secretariat at the address given below.

Copyright notice

This ISO document is a Draft International Standard and is copyright-protected by ISO. Except as permitted under the applicable laws of the user's country, neither this ISO draft nor any extract from it may be reproduced, stored in a retrieval system or transmitted in any form or by any means, electronic, photocopying, recording or otherwise, without prior written permission being secured.

Requests for permission to reproduce should be addressed to either ISO at the address below or ISO's member body in the country of the requester.

ISO copyright office
Case postale 56 • CH-1211 Geneva 20
Tel. + 41 22 749 01 11
Fax + 41 22 749 09 47
E-mail copyright@iso.org
Web www.iso.org

Reproduction may be subject to royalty payments or a licensing agreement.

Violators may be prosecuted.

--`,,```,,,,````-`-`,,`,,`,`,,`---

Copyright International Organization for Standardization
Provided by IHS under license with ISO
No reproduction or networking permitted without license from IHS

© ISO/IEC 2008 – All rights reserved

Not for Resale

In accordance with the provisions of Council Resolution 21/1986, this document is **circulated in the English language only**.

--`,,```,,,,````-`-`,,`,,`,`,,`---

© ISO/IEC 2008 – All rights reserved

Copyright International Organization for Standardization
Provided by IHS under license with ISO
No reproduction or networking permitted without license from IHS
Not for Resale

Blank page

--`,,```,,,,````-`-`,,`,,`,`,,`---
© ISO/IEC 2008 – All rights reserved
Copyright International Organization for Standardization
Provided by IHS under license with ISO
No reproduction or networking permitted without license from IHS
Not for Resale

CONTENTS

Page

SECTION 1 – GENERAL 1
1 Scope 1
2 Normative references 2
2.1 Identical Recommendations | International Standards 2
2.2 Paired Recommendations | International Standards equivalent in technical content 3
2.3 Other references 3
3 Definitions 3
3.1 OSI Reference Model security architecture definitions 3
3.2 Directory model definitions 3
3.3 Access Control Framework Definitions 4
3.4 Definitions 4
4 Abbreviations 6
5 Conventions 7
6 Frameworks overview 8
6.1 Digital signatures 9
SECTION 2 – PUBLIC-KEY CERTIFICATE FRAMEWORK 11
7 Public-keys and public-key certificates 11
7.1 Generation of key pairs 16
7.2 Public-key certificate creation 17
7.3 Certificate Validity 17
7.4 Repudiation of a digital signing 20
8 Public-key certificate and CRL extensions 20
8.1 Policy handling 21
8.1.1 Certificate policy 21
8.1.2 Cross-certification 22
8.1.3 Policy mapping 23
8.1.4 Certification path processing 23
8.1.5 Self-issued certificates 23
8.2 Key and policy information extensions 24
8.2.1 Requirements 24
8.2.2 Public-key certificate and CRL extension fields 24
8.3 Subject and issuer information extensions 30
8.3.1 Requirements 30
8.3.2 Certificate and CRL extension fields 30
8.4 Certification path constraint extensions 32
8.4.1 Requirements 32
8.4.2 Certificate extension fields 33
8.5 Basic CRL extensions 37
8.5.1 Requirements 37
8.5.2 CRL and CRL entry extension fields 37
8.6 CRL distribution points and delta-CRL extensions 47
8.6.1 Requirements 47
8.6.2 CRL distribution point and delta-CRL extension fields 48
8.6.2.7 AA Issuing Distribution Point extension 52
9 Delta CRL relationship to base 53
10 Certification path processing procedure 54
10.1 Path processing inputs 55
10.2 Path processing outputs 55
10.3 Path processing variables 56
10.4 Initialization step 56
10.5 Certificate processing 56
10.5.1 Basic certificate checks 56

© ISO/IEC 2008 – All rights reserved

Copyright International Organization for Standardization
Provided by IHS under license with ISO
No reproduction or networking permitted without license from IHS
Not for Resale

10.5.2 Processing intermediate certificates 57
10.5.3 Explicit policy indicator processing 58
10.5.4 Final processing 58
11 PKI directory schema 59
11.1 PKI directory object classes and name forms 59
11.1.1 PKI user object class 59
11.1.2 PKI CA object class 59
11.1.3 CRL distribution points object class and name form 59
11.1.4 Delta CRL object class 60
11.1.5 Certificate Policy & CPS object class 60
11.1.6 PKI certificate path object class 60
11.2 PKI directory attributes 60
11.2.1 User certificate attribute 60
11.2.2 CA certificate attribute 60
11.2.3 Cross-certificate pair attribute 61
11.2.4 Certificate revocation list attribute 61
11.2.5 Authority revocation list attribute 61
11.2.6 Delta revocation list attribute 61
11.2.7 Supported algorithms attribute 62
11.2.8 Certification practice statement attribute 62
11.2.9 Certificate policy attribute 63
11.2.10 PKI path attribute 63
11.3 PKI directory matching rules 63
11.3.1 Certificate exact match 64
11.3.2 Certificate match 64
11.3.3 Certificate pair exact match 65
11.3.4 Certificate pair match 66
11.3.5 Certificate list exact match 66
11.3.6 Certificate list match 66
11.3.7 Algorithm identifier match 67
11.3.8 Policy match 67
11.3.9 PKI path match 67
11.3.10 Enhanced certificate match 68
SECTION 3 – ATTRIBUTE CERTIFICATE FRAMEWORK 69
12 Attribute Certificates 70
12.1 Attribute certificate structure 70
12.2 Attribute certificate paths 72
13 Attribute Authority, SOA and Certification Authority relationship 73
13.1 Privilege in attribute certificates 74
13.2 Privilege in public-key certificates 74
14 PMI models 75
14.1 General model 75
14.1.1 PMI in access control context 76
14.1.2 PMI in a non-repudiation context 76
14.2 Control model 76
14.3 Delegation model 77
14.4 Group assignment model 78
14.4.1 Direct group naming 78
14.4.2 Group role naming 78
14.5 Roles model 78
14.5.1 Role attribute 79
14.6 Recognition of Authority Model 80
14.7 XML privilege information attribute 83
14.8 Permission attribute and matching rule 84
14.8.1 Permission attribute 84
14.8.2 Dual string matching rule 84
15 Privilege management certificate extensions 85
15.1 Basic privilege management extensions 85
15.1.1 Requirements 85

© ISO/IEC 2008 – All rights reserved
Copyright International Organization for Standardization
Provided by IHS under license with ISO
No reproduction or networking permitted without license from IHS
Not for Resale

15.1.2 Basic privilege management extension fields 85
15.2 Privilege revocation extensions 88
15.2.1 Requirements 88
15.2.2 Privilege revocation extension fields 89
15.3 Source of Authority extensions 89
15.3.1 Requirements 89
15.3.2 SOA extension fields 89
15.4 Role extensions 91
15.4.1 Requirements 91
15.4.2 Role extension fields 91
15.5 Delegation extensions 93
15.5.1 Requirements 93
15.5.2 Delegation extension fields 93
15.6 Recognition of Authority Extensions 97
15.6.1 Requirements 97
15.6.2 ROA extension fields 97
16 Privilege path processing procedure 100
16.1 Basic processing procedure 101
16.2 Role processing procedure 101
16.3 Delegation processing procedure 101
16.3.1 Verify integrity of domination rule 102
16.3.2 Establish valid delegation path 102
16.3.3 Verify privilege delegation 104
16.3.4 Pass/fail determination 104
17 PMI directory schema 104
17.1 PMI directory object classes 104
17.1.1 PMI user object class 104
17.1.2 PMI AA object class 104
17.1.3 PMI SOA object class 105
17.1.4 Attribute certificate CRL distribution point object class 105
17.1.5 PMI delegation path 105
17.1.6 Privilege policy object class 105
17.1.7 Protected privilege policy object class 106
17.2 PMI Directory attributes 106
17.2.1 Attribute certificate attribute 106
17.2.2 AA certificate attribute 106
17.2.3 Attribute descriptor certificate attribute 106
17.2.4 Attribute certificate revocation list attribute 106
17.2.5 AA certificate revocation list attribute 107
17.2.6 Delegation path attribute 107
17.2.7 Privilege policy attribute 107
17.2.8 Protected privilege policy attribute 107
17.2.9 XML Protected privilege policy attribute 108
17.3 PMI general directory matching rules 108
17.3.1 Attribute certificate exact match 108
17.3.2 Attribute certificate match 108
17.3.3 Holder issuer match 109
17.3.4 Delegation path match 109
17.3.5 Extension presence match 109
SECTION 4 – DIRECTORY USE OF PUBLIC-KEY & ATTRIBUTE CERTIFICATE FRAMEWORKS 110
18 Directory authentication 110
18.1 Simple authentication procedure 110
18.1.1 Generation of protected identifying information 111
18.1.2 Procedure for protected simple authentication 111
18.1.3 User Password attribute type 112
18.2 Strong Authentication 112
18.2.1 Obtaining public-key certificates from the directory 113
18.2.2 Strong authentication procedures 115
19 Access control 118

© ISO/IEC 2008 – All rights reserved

Copyright International Organization for Standardization
Provided by IHS under license with ISO
No reproduction or networking permitted without license from IHS
Not for Resale

20 Protection of Directory operations 119
Annex A Public-Key and Attribute Certificate Frameworks 120
Annex B CRL generation and processing rules 155
B.1 Introduction 155
B.1.1 CRL types 155
B.1.2 CRL processing 156
B.2 Determine parameters for CRLs 156
B.3 Determine CRLs required 157
B.3.1 End-entity with critical CRL DP 157
B.3.2 End-entity with no critical CRL DP 157
B.3.3 CA with critical CRL DP 157
B.3.4 CA with no critical CRL DP 158
B.4 Obtain CRLs 158
B.5 Process CRLs 158
B.5.1 Validate base CRL scope 158
B.5.2 Validate delta CRL scope 160
B.5.3 Validity and currency checks on the base CRL 160
B.5.4 Validity and checks on the delta CRL 161
Annex C Examples of delta CRL issuance 162
Annex D Privilege policy and privilege attribute definition examples 164
D.1 Introduction 164
D.2 Sample syntaxes 164
D.2.1 First example 164
D.2.2 Second example 166
D.3 Privilege attribute example 169
Annex E An introduction to public key cryptography 170
Annex F Reference definition of algorithm object identifiers 172
Annex G Examples of use of certification path constraints 174
G.1 Example 1: Use of basic constraints 174
G.2 Example 2: Use of policy mapping and policy constraints 174
G.3 Use of Name Constraints Extension 174
G.3.1 Examples of Certificate Format with Name Constraints Extension 174
G.3.2 Examples of Certificate Handling with Name Constraint Extension 177
G.3.3 Examples where multiple Cross Certificates with Name Constraint Extension are needed 181
Annex H Guidance on determining for which policies a certification path is valid 183
H.1 Certification path valid for a user-specified policy required 183
H.2 Certification path valid for any policy required 184
H.3 Certification path valid regardless of policy 184
H.4 Certification path valid for a user-specific policy desired, but not required 184
Annex I Key usage certificate extension issues 185
Annex J External ASN.1 modules 186
Annex K Use of Protected Passwords for Bind operations 197
Annex L Alphabetical list of information item definitions 198
Annex M Amendments and corrigenda 201

Copyright International Organization for Standardization
Provided by IHS under license with ISO
No reproduction or networking permitted without license from IHS
Not for Resale
© ISO/IEC 2008 – All rights reserved

Foreword

ISO (the International Organization for Standardization) and IEC (the International Electrotechnical Commission) form the specialized system for worldwide standardization. National bodies that are members of ISO or IEC participate in the development of International Standards through technical committees established by the respective organization to deal with particular fields of technical activity. ISO and IEC technical committees collaborate in fields of mutual interest. Other international organizations, governmental and non-governmental, in liaison with ISO and IEC, also take part in the work. In the field of information technology, ISO and IEC have established a joint technical committee, ISO/IEC JTC 1.

International Standards are drafted in accordance with the rules given in the ISO/IEC Directives, Part 2.

The main task of the joint technical committee is to prepare International Standards. Draft International Standards adopted by the joint technical committee are circulated to national bodies for voting. Publication as an International Standard requires approval by at least 75 % of the national bodies casting a vote.

Attention is drawn to the possibility that some of the elements of this document may be the subject of patent rights. ISO and IEC shall not be held responsible for identifying any or all such patent rights.

ISO/IEC 9594-8:2008 was prepared by Joint Technical Committee ISO/IEC JTC 1, *Information technology*, Subcommittee SC 6, *Telecommunications and information exchange between systems,* in collaboration with ITU-T. The identical text is published as ITU-T Rec. X.509 (11/2008).

This sixth edition cancels and replaces the fifth edition (ISO/IEC 9594-8:2005), which has been technically revised.

ISO/IEC 9594 consists of the following parts, under the general title *Information technology — Open Systems Interconnection — The Directory*:

— *Part 1: Overview of concepts, models and services*

— *Part 2: Models*

— *Part 3: Abstract service definition*

— *Part 4: Procedures for distributed operation*

— *Part 5: Protocol specifications*

— *Part 6: Selected attribute types*

— *Part 7: Selected object classes*

— *Part 8: Public-key and attribute certificate frameworks*

— *Part 9: Replication*

— *Part 10: Use of systems management for administration of the Directory*

--`,,```,,,,````-`-`,,`,,`,`,,`---

© ISO/IEC 2008 – All rights reserved

Copyright International Organization for Standardization
Provided by IHS under license with ISO
No reproduction or networking permitted without license from IHS
Not for Resale

Introduction

This Recommendation | International Standard, together with other Recommendations | International Standards, has been produced to facilitate the interconnection of information processing systems to provide directory services. A set of such systems, together with the directory information which they hold, can be viewed as an integrated whole, called the *Directory*. The information held by the Directory, collectively known as the Directory Information Base (DIB), is typically used to facilitate communication between, with or about objects such as application-entities, people, terminals and distribution lists.

The Directory plays a significant role in Open Systems Interconnection, whose aim is to allow, with a minimum of technical agreement outside of the interconnection standards themselves, the interconnection of information processing systems:

- from different manufacturers;
- under different managements;
- of different levels of complexity; and
- of different ages.

Many applications have requirements for security to protect against threats to the communication of information. Virtually all security services are dependent upon the identities of the communicating parties being reliably known, i.e., authentication.

This Recommendation | International Standard defines a framework for public-key certificates. That framework includes specification of data objects used to represent the certificates themselves as well as revocation notices for issued certificates that should no longer be trusted. The public-key certificate framework defined in this Specification, while it defines some critical components of a Public-key Infrastructure (PKI), it does not define a PKI in its entirety. However, this Specification provides the foundation upon which full PKIs and their specifications would be built.

Similarly, this Recommendation | International Standard defines a framework for attribute certificates. That framework includes specification of data objects used to represent the certificates themselves as well as revocation notices for issued certificates that should no longer be trusted. The attribute certificate framework defined in this Specification, while it defines some critical components of a Privilege Management Infrastructure (PMI), does not define a PMI in its entirety. However, this Specification provides the foundation upon which full PMIs and their specifications would be built.

Information objects for holding PKI and PMI objects in the Directory and for comparing presented values with stored values are also defined.

This Recommendation | International Standard also defines a framework for the provision of authentication services by the Directory to its users.

This Recommendation | International Standard provides the foundation frameworks upon which industry profiles can be defined by other standards groups and industry forums. Many of the features defined as optional in these frameworks may be mandated for use in certain environments through profiles. This sixth edition technically revises and enhances, but does not replace, the fifth edition of this Recommendation | International Standard. Implementations may still claim conformance to the fifth edition. However, at some point, the fifth edition will not be supported (i.e., reported defects will no longer be resolved). It is recommended that implementations conform to this sixth edition as soon as possible.

This sixth edition specifies versions 1, 2 and 3 of public-key certificates and versions 1 and 2 of certificate revocation lists. This edition also specifies version 2 of attribute certificates.

The extensibility function was added in an earlier edition with version 3 of the public-key certificate and with version 2 of the certificate revocation list and was incorporated into the attribute certificate from its initial inception. This function is specified in clause 7. It is anticipated that any enhancements to this edition can be accommodated using this function and avoid the need to create new versions

Annex A, which is an integral part of this Recommendation | International Standard, provides the ASN.1 modules which contain all of the definitions associated with the frameworks.

Annex B, which is an integral part of this Recommendation | International Standard, provides rules for generating and processing Certificate Revocation Lists.

Annex C, which is not an integral part of this Recommendation | International Standard, provides examples of delta-CRL issuance.

Annex D, which is not an integral part of this Recommendation | International Standard, provides examples of privilege policy syntaxes and privilege attributes.

Copyright International Organization for Standardization
Provided by IHS under license with ISO
No reproduction or networking permitted without license from IHS
© ISO/IEC 2008 – All rights reserved
Not for Resale

Annex E, which is not an integral part of this Recommendation | International Standard, is an introduction to public-key cryptography.

Annex F, which is an integral part of this Recommendation | International Standard, defines object identifiers assigned to authentication and encryption algorithms, in the absence of a formal register.

Annex G, which is not an integral part of this Recommendation | International Standard, contains examples of the use of certification path constraints.

Annex H, which is not an integral part of this Recommendation | International Standard, provides guidance for PKI enabled applications on the processing of certificate policy while in the certificate path validation process.

Annex I, which is not an integral part of this Recommendation | International Standard, provides guidance on the use of the **contentCommitment** bit in the **keyUsage** certificate extension.

Annex J, which is not an integral part of this Recommendation | International Standard, includes extracts of external ASN.1 modules referenced by these Directory Specifications.

Annex K, which is not an integral part of this Recommendation | International Standard, provides a suggested technique for Bind protected password.

Annex L, which is not an integral part of this Recommendation | International Standard, contains an alphabetical list of information item definitions in this Specification.

Annex M, which is not an integral part of this Recommendation | International Standard, lists the amendments and defect reports that have been incorporated to form this edition of this Recommendation | International Standard.

© ISO/IEC 2008 – All rights reserved

Copyright International Organization for Standardization
Provided by IHS under license with ISO
No reproduction or networking permitted without license from IHS
Not for Resale

Copyright International Organization for Standardization
Provided by IHS under license with ISO
No reproduction or networking permitted without license from IHS
Not for Resale

INTERNATIONAL STANDARD
ITU-T RECOMMENDATION

Information technology – Open Systems Interconnection – The Directory: Public-key and attribute certificate frameworks

SECTION 1 – GENERAL

1 Scope

This Recommendation | International Standard addresses some of the security requirements in the areas of authentication and other security services through the provision of a set of frameworks upon which full services can be based. Specifically, this Recommendation | International Standard defines frameworks for:

- Public-key certificates;
- Attribute certificates;
- Authentication services.

The public-key certificate framework defined in this Recommendation | International Standard includes definition of the information objects for Public Key Infrastructure (PKI), including public-key certificates, and Certificate Revocation List (CRL). The attribute certificate framework includes definition of the information objects for Privilege Management Infrastructure (PMI), including attribute certificates, and Attribute Certificate Revocation List (ACRL). This Specification also provides the framework for issuing, managing, using and revoking certificates. An extensibility mechanism is included in the defined formats for both certificate types and for all revocation list schemes. This Recommendation | International Standard also includes a set of standard extensions for each, which is expected to be generally useful across a number of applications of PKI and PMI. The schema components (including object classes, attribute types and matching rules) for storing PKI and PMI objects in the Directory, are included in this Recommendation | International Standard. Other elements of PKI and PMI, beyond these frameworks, such as key and certificate management protocols, operational protocols, additional certificate and CRL extensions are expected to be defined by other standards bodies (e.g., ISO TC 68, IETF, etc.).

The authentication scheme defined in this Recommendation | International Standard is generic and may be applied to a variety of applications and environments.

The Directory makes use of public-key certificates and attribute certificates, and the framework for the Directory's use of these facilities is also defined in this Recommendation | International Standard. Public-key technology, including certificates, is used by the Directory to enable strong authentication, signed and/or encrypted operations, and for storage of signed and/or encrypted data in the Directory. Attribute certificates can be used by the Directory to enable rule-based access control. Although the framework for these is provided in this Specification, the full definition of the Directory's use of these frameworks, and the associated services provided by the Directory and its components is supplied in the complete set of Directory Specifications.

This Recommendation | International Standard, in the Authentication services framework, also:

- specifies the form of authentication information held by the Directory;
- describes how authentication information may be obtained from the Directory;
- states the assumptions made about how authentication information is formed and placed in the Directory;
- defines three ways in which applications may use this authentication information to perform authentication and describes how other security services may be supported by authentication.

This Recommendation | International Standard describes two levels of authentication: simple authentication, using a password as a verification of claimed identity; and strong authentication, involving credentials formed using cryptographic techniques. While simple authentication offers some limited protection against unauthorized access, only strong authentication should be used as the basis for providing secure services. It is not intended to establish this as a general framework for authentication, but it can be of general use for applications which consider these techniques adequate.

--`,,```,,,,````-`-`,,`,,`,`,,`---

Copyright International Organization for Standardization
Provided by IHS under license with ISO
No reproduction or networking permitted without license from IHS Not for Resale

Authentication (and other security services) can only be provided within the context of a defined security policy. It is a matter for users of an application to define their own security policy which may be constrained by the services provided by a standard.

It is a matter for standards-defining applications which use the authentication framework to specify the protocol exchanges which need to be performed in order to achieve authentication based upon the authentication information obtained from the Directory. The protocol used by applications to obtain credentials from the Directory is the Directory Access Protocol (DAP), specified in ITU-T Rec. X.519 | ISO/IEC 9594-5.

2 Normative references

The following Recommendations and International Standards contain provisions which, through reference in this text, constitute provisions of this Recommendation | International Standard. At the time of publication, the editions indicated were valid. All Recommendations and Standards are subject to revision, and parties to agreements based on this Recommendation | International Standard are encouraged to investigate the possibility of applying the most recent edition of the Recommendations and Standards listed below. Members of IEC and ISO maintain registers of currently valid International Standards. The Telecommunication Standardization Bureau of the ITU maintains a list of currently valid ITU-T Recommendations.

2.1 Identical Recommendations | International Standards

- ITU-T Recommendation X.411 (1999) | ISO/IEC 10021-4:2003, *Information technology – Message Handling Systems (MHS) – Message transfer system: Abstract service definition and procedures*.
- ITU-T Recommendation X.500 (2008) | ISO/IEC 9594-1:2008, *Information technology – Open Systems Interconnection – The Directory: Overview of concepts, models and services*.
- ITU-T Recommendation X.501 (2008) | ISO/IEC 9594-2:2008, *Information technology – Open Systems Interconnection – The Directory: Models*.
- ITU-T Recommendation X.511 (2008) | ISO/IEC 9594-3:2008, *Information technology – Open Systems Interconnection – The Directory: Abstract service definition.*
- ITU-T Recommendation X.518 (2008) | ISO/IEC 9594-4:2008, *Information technology – Open Systems Interconnection – The Directory: Procedures for distributed operation*.
- ITU-T Recommendation X.519 (2008) | ISO/IEC 9594-5:2008, *Information technology – Open Systems Interconnection – The Directory: Protocol specifications.*
- ITU-T Recommendation X.520 (2008) | ISO/IEC 9594-6:2008, *Information technology – Open Systems Interconnection – The Directory: Selected attribute types.*
- ITU-T Recommendation X.521 (2008) | ISO/IEC 9594-7:2008, *Information technology – Open Systems Interconnection – The Directory: Selected object classes*.
- ITU-T Recommendation X.525 (2008) | ISO/IEC 9594-9:2008, *Information technology – Open Systems Interconnection – The Directory: Replication*.
- ITU-T Recommendation X.530 (2008) | ISO/IEC 9594-10:2008, *Information technology – Open Systems Interconnection – The Directory: Use of systems management for administration of the Directory*.
- ITU-T Recommendation X.660 (2008) | ISO/IEC 9834-1:2008, *Information technology – Open Systems Interconnection – Procedures for the operation of OSI Registration Authorities: General procedures, and top arcs of the ASN.1 Object Identifier tree*.
- ITU-T Recommendation X.680 (2008) | ISO/IEC 8824-1:2008, *Information technology – Abstract Syntax Notation One (ASN.1): Specification of basic notation.*
- ITU-T Recommendation X.681 (2008) | ISO/IEC 8824-2:2008, *Information technology – Abstract Syntax Notation One (ASN.1): Information object specification*.
- ITU-T Recommendation X.682 (2008) | ISO/IEC 8824-3:2008, *Information technology – Abstract Syntax Notation One (ASN.1): Constraint specification*.
- ITU-T Recommendation X.683 (2008) | ISO/IEC 8824-4:2008, *Information technology – Abstract Syntax Notation One (ASN.1): Parameterization of ASN.1 specifications.*
- ITU-T Recommendation X.690 (2008) | ISO/IEC 8825-1:2008, *Information technology – ASN.1 encoding rules: Specification of Basic Encoding Rules (BER), Canonical Encoding Rules (CER) and Distinguished Encoding Rules (DER).*
- ITU-T Recommendation X.691 (2008) | ISO/IEC 8825-2:2008, *Information technology – ASN.1 encoding rules: Specification of Packed Encoding Rules (PER).*

Copyright International Organization for Standardization
Provided by IHS under license with ISO
No reproduction or networking permitted without license from IHS Not for Resale

- ITU-T Recommendation X.812 (1995) | ISO/IEC 10181-3:1996, *Information technology – Open Systems Interconnection – Security frameworks for open systems: Access control framework.*
- ITU-T Recommendation X.813 (1996) | ISO/IEC 10181-4:1997, *Information technology – Open Systems Interconnection – Security frameworks for open systems: Non-repudiation framework.*
- ITU-T Recommendation X.812 (1995) | ISO/IEC 10181-3:1996, Information technology – Open Systems Interconnection – Security frameworks for open systems: Access control framework

2.2 Paired Recommendations | International Standards equivalent in technical content

- CCITT Recommendation X.800 (1991), *Security Architecture for Open Systems Interconnection for CCITT applications*.
- ISO 7498-2:1989, *Information processing systems – Open Systems Interconnection – Basic Reference Model – Part 2: Security Architecture*.

2.3 Other references

- IETF RFC 5280 (2008), *Internet X.509 Public Key Infrastructure Certificate and Certificate Revocation List (CRL) Profile*.

3 Definitions

For the purposes of this Recommendation | International Standard, the following definitions apply.

3.1 OSI Reference Model security architecture definitions

The following terms are defined in CCITT Rec. X.800 | ISO 7498-2:

a) asymmetric (encipherment);
b) authentication exchange;
c) authentication information;
d) confidentiality;
e) credentials;
f) cryptography;
g) data origin authentication;
h) decipherment;
i) digital signature;
j) encipherment;
k) key;
l) password;
m) peer-entity authentication;
n) symmetric (encipherment).

3.2 Directory model definitions

The following terms are defined in ITU-T Rec. X.501 | ISO/IEC 9594-2:

a) attribute;
b) Directory Information Base;
c) Directory Information Tree;
d) Directory System Agent;
e) Directory User Agent;
f) distinguished name;
g) entry;
h) object;

Copyright International Organization for Standardization
Provided by IHS under license with ISO
No reproduction or networking permitted without license from IHS Not for Resale

i) root.

3.3 Access Control Framework Definitions

The following terms are defined in ITU-T Rec. X.812 | ISOIEC 10181-3:

a) Access control Decisions Function;

b) Access control Enforcement Function.

3.4 Definitions

The following terms are defined in this Recommendation | International Standard:

3.4.1 attribute certificate (AC): A data structure, digitally signed by an Attribute Authority, that binds some attribute values with identification information about its holder.

3.4.2 Attribute Authority (AA): An authority which assigns privileges by issuing attribute certificates.

3.4.3 attribute authority revocation list (AARL): A revocation list containing a list of references to attribute certificates issued to AAs that are no longer considered valid by the issuing authority.

3.4.4 attribute certificate revocation list (ACRL): A revocation list containing a list of references to attribute certificates that are no longer considered valid by the issuing authority.

3.4.5 authentication token; (token): Information conveyed during a strong authentication exchange, which can be used to authenticate its sender.

3.4.6 authority: An entity, responsible for the issuance of certificates. Two types are defined in this Specification; certification authority which issues public-key certificates and attribute authority which issues attribute certificates.

3.4.7 authority certificate: A certificate issued to an authority (e.g., either to a certification authority or to an attribute authority).

3.4.8 base CRL: A CRL that is used as the foundation in the generation of a dCRL.

3.4.9 CA-certificate: A certificate for one CA issued by another CA.

3.4.10 certificate policy: A named set of rules that indicates the applicability of a certificate to a particular community and/or class of application with common security requirements. For example, a particular certificate policy might indicate applicability of a type of certificate to the authentication of electronic data interchange transactions for the trading of goods within a given price range.

3.4.11 certification practice statement (CPS): A statement of the practices that a Certification Authority employs in issuing certificates.

3.4.12 certificate revocation list (CRL): A signed list indicating a set of certificates that are no longer considered valid by the certificate issuer. In addition to the generic term CRL, some specific CRL types are defined for CRLs that cover particular scopes.

3.4.13 certificate user: An entity that needs to know, with certainty, the attributes and/or public key of another entity.

3.4.14 certificate serial number: An integer value, unique within the issuing authority, which is unambiguously associated with a certificate issued by that authority.

3.4.15 certificate-using system: An implementation of those functions defined in this Directory Specification that are used by a certificate-user.

3.4.16 certificate validation: The process of ensuring that a certificate was valid at a given time, including possibly the construction and processing of a certification path, and ensuring that all certificates in that path were valid (i.e., were not expired or revoked) at that given time.

3.4.17 certification authority (CA): An authority trusted by one or more users to create and assign public-key certificates. Optionally the certification authority may create the users' keys.

3.4.18 certification authority revocation list (CARL): A revocation list containing a list of public-key certificates issued to certification authorities that are no longer considered valid by the certificate issuer.

3.4.19 certification path: An ordered sequence of public key certificates of objects in the DIT which, together with the public key of the initial object in the path, can be processed to obtain that of the final object in the path.

Copyright International Organization for Standardization
Provided by IHS under license with ISO
No reproduction or networking permitted without license from IHS Not for Resale

3.4.20 CRL distribution point: A directory entry or other distribution source for CRLs; a CRL distributed through a CRL distribution point may contain revocation entries for only a subset of the full set of certificates issued by one CA or may contain revocation entries for multiple CAs.

3.4.21 cross-certificate: A public-key or attribute certificate where the issuer and the subject/holder are different CAs or AAs respectively. CAs and AAs issue cross-certificates to other CAs or AAs respectively as a mechanism to authorize the subject CA's existence (e.g., in a strict hierarchy) or to recognize the existence of the subject CA or holder AA (e.g., in a distributed trust model). The cross-certificate structure is used for both of these.

3.4.22 cryptographic system, cryptosystem: A collection of transformations from plain text into cipher text and vice versa, the particular transformation(s) to be used being selected by keys. The transformations are normally defined by a mathematical algorithm.

3.4.23 data confidentiality: This service can be used to provide for protection of data from unauthorized disclosure. The data confidentiality service is supported by the authentication framework. It can be used to protect against data interception.

3.4.24 delegation: Conveyance of privilege from one entity that holds such privilege, to another entity.

3.4.25 delegation path: An ordered sequence of certificates which, together with authentication of a privilege asserter's identity can be processed to verify the authenticity of an asserter's privilege.

3.4.26 delta-CRL (dCRL): A partial revocation list that only contains entries for certificates that have had their revocation status changed since the issuance of the referenced base CRL.

3.4.27 end entity: Either a public key certificate subject that uses its private key for purposes other than signing certificates, or an attribute certificate holder that uses its attributes to gain access to a resource, or an entity that is a relying party.

3.4.28 end-entity attribute certificate revocation list (EARL): A revocation list containing a list of attribute certificates issued to holders that are not also AAs that are no longer considered valid by the certificate issuer.

3.4.29 end-entity public-key certificate revocation list (EPRL): A revocation list containing a list of public-key certificates issued to subjects that are not also CAs, that are no longer considered valid by the certificate issuer.

3.4.30 environmental variables: Those aspects of policy required for an authorization decision, that are not contained within static structures, but are available through some local means to a privilege verifier (e.g., time of day or current account balance).

3.4.31 full CRL: A complete revocation list that contains entries for all certificates that have been revoked for the given scope.

3.4.32 hash function: A (mathematical) function which maps values from a large (possibly very large) domain into a smaller range. A "good" hash function is such that the results of applying the function to a (large) set of values in the domain will be evenly distributed (and apparently at random) over the range.

3.4.33 holder: An entity to whom some privilege has been delegated either directly from the Source of Authority or indirectly through another Attribute Authority.

3.4.34 indirect CRL (iCRL): A revocation list that at least contains revocation information about certificates issued by authorities other than that which issued this CRL.

3.4.35 key agreement: A method for negotiating a key value on-line without transferring the key, even in an encrypted form, e.g., the Diffie-Hellman technique (see ISO/IEC 11770-1 for more information on key agreement mechanisms).

3.4.36 object method: An action that can be invoked on a resource (e.g., a file system may have read, write and execute object methods).

3.4.37 one-way function: A (mathematical) function f which is easy to compute, but which for a general value y in the range, it is computationally difficult to find a value x in the domain such that $f(x) = y$. There may be a few values y for which finding x is not computationally difficult.

3.4.38 Policy Decision Point: The point where policy decisions are made (synonymous with ADF).

3.4.39 Policy Enforcement Point: The point where the policy decisions are actually enforced (synonymous with AEF).

3.4.40 policy mapping: Recognizing that, when a CA in one domain certifies a CA in another domain, a particular certificate policy in the second domain may be considered by the authority of the first domain to be equivalent (but not necessarily identical in all respects) to a particular certificate policy in the first domain.

Copyright International Organization for Standardization
Provided by IHS under license with ISO
No reproduction or networking permitted without license from IHS Not for Resale

3.4.41 private key; secret key (deprecated): (In a public key cryptosystem) that key of a user's key pair which is known only by that user.

3.4.42 privilege: An attribute or property assigned to an entity by an authority.

3.4.43 privilege asserter: A privilege holder using their attribute certificate or public-key certificate to assert privilege.

3.4.44 privilege management infrastructure (PMI): The infrastructure able to support the management of privileges in support of a comprehensive authorization service and in relationship with a Public Key Infrastructure.

3.4.45 privilege policy: The policy that outlines conditions for privilege verifiers to provide/perform sensitive services to/for qualified privilege asserters. Privilege policy relates attributes associated with the service as well as attributes associated with privilege asserters.

3.4.46 privilege verifier: An entity verifying certificates against a privilege policy.

3.4.47 public-key: (In a public key cryptosystem) that key of a user's key pair which is publicly known.

3.4.48 public-key certificate (PKC): The public key of a user, together with some other information, rendered unforgeable by digital signature with the private key of the certification authority which issued it.

3.4.49 public key infrastructure (PKI): The infrastructure able to support the management of public keys able to support authentication, encryption, integrity or non-repudiation services.

3.4.50 relying party: A user or agent that relies on the data in a certificate in making decisions.

3.4.51 role assignment certificate: A certificate that contains the role attribute, assigning one or more roles to the certificate subject/holder.

3.4.52 role specification certificate: A certificate that contains the assignment of privileges to a role.

3.4.53 sensitivity: Characteristic of a resource that implies its value or importance.

3.4.54 simple authentication: Authentication by means of simple password arrangements.

3.4.55 security policy: The set of rules laid down by the security authority governing the use and provision of security services and facilities.

3.4.56 self-issued AC: An attribute certificate where the issuer and the subject are the same Attribute Authority. An Attribute Authority might use a self-issued AC, for example, to publish policy information.

3.4.57 self-issued certificate: A public-key certificate where the issuer and the subject are the same CA. A CA might use self-issued certificates, for example, during a key rollover operation to provide trust from the old key to the new key.

3.4.58 self-signed certificate: A special case of self-issued certificates where the private key used by the CA to sign the certificate corresponds to the public key that is certified within the certificate. A CA might use a self-signed certificate, for example, to advertise their public key or other information about their operations.

NOTE – Use of self-issued certificates and self-signed certificates issued by other than CAs are outside the scope of this Recommendation | International Standard.

3.4.59 source of authority (SOA): An Attribute Authority that a privilege verifier for a particular resource trusts as the ultimate authority to assign a set of privileges.

3.4.60 strong authentication: Authentication by means of cryptographically derived credentials.

3.4.61 trust: Generally, an entity can be said to "trust" a second entity when it (the first entity) assumes that the second entity will behave exactly as the first entity expects. This trust may apply only for some specific function. The key role of trust in this framework is to describe the relationship between an authenticating entity and an authority; an entity shall be certain that it can trust the authority to create only valid and reliable certificates.

3.4.62 trust anchor: A trust anchor is a set of the following information in addition to the public key: algorithm identifier, public key parameters (if applicable), distinguished name of the holder of the associated private key (i.e., the subject CA) and optionally a validity period. The trust anchor may be provided in the form of a self-signed certificate. A trust anchor is trusted by a certificate using system and used for validating certificates in certification paths.

4 Abbreviations

For the purposes of this Recommendation | International Standard, the following abbreviations apply:

AA Attribute Authority

Copyright International Organization for Standardization
Provided by IHS under license with ISO
No reproduction or networking permitted without license from IHS Not for Resale

AARL	Attribute Authority Revocation List
AC	Attribute Certificate
ACRL	Attribute Certificate Revocation List
ADF	Access control Decisions Function
AEF	Access control Enforcement Function
AIA	Authority Information Access
CA	Certification Authority
CARL	Certification Authority Revocation List
CRL	Certificate Revocation List
dCRL	Delta Certificate Revocation List
DIB	Directory Information Base
DIT	Directory Information Tree
DSA	Directory System Agent
DUA	Directory User Agent
EARL	End-entity Attribute certificate Revocation List
EPRL	End-entity Public-key certificate Revocation List
IAI	Issuer's ACs Identifiers
iCRL	Indirect Certificate Revocation List
OCSP	Online Certificate Status Protocol
PDP	Policy Decision Point
PEP	Policy Enforcement Point
PKC	Public-Key Certificate
PKCS	Public-Key Cryptosystem
PKI	Public-Key Infrastructure
PMI	Privilege Management Infrastructure
ROA	Recognition of Authority
SOA	Source of Authority

5 Conventions

The term "Directory Specification" (as in "this Directory Specification") shall be taken to mean ITU-T Rec. X.509 | ISO/IEC 9594-8. The term "Directory Specifications" shall be taken to mean the X.500-series Recommendations and all parts of ISO/IEC 9594.

This Directory Specification uses the term *first edition systems* to refer to systems conforming to the first edition of the Directory Specifications, i.e., the 1988 edition of the series of CCITT X.500 Recommendations and the ISO/IEC 9594:1990 edition.

This Directory Specification uses the term *second edition systems* to refer to systems conforming to the second edition of the Directory Specifications, i.e., the 1993 edition of the series of ITU-T X.500 Recommendations and the ISO/IEC 9594:1995 edition.

This Directory Specification uses the term *third edition systems* to refer to systems conforming to the third edition of the Directory Specifications, i.e., the 1997 edition of the series of ITU-T X.500 Recommendations and the ISO/IEC 9594:1998 edition.

This Directory Specification uses the term *fourth edition systems* to refer to systems conforming to the fourth edition of the Directory Specifications, i.e., the 2001 editions of ITU-T Recs X.500, X.501, X.511, X.518, X.519, X.520, X.521, X.525, and X.530, the 2000 edition of ITU-T Rec. X.509, and parts 1-10 of the ISO/IEC 9594:2001 edition.

This Directory Specification uses the term *fifth edition systems* to refer to systems conforming to the fifth edition of the Directory Specifications, i.e., the 2005 editions of the series of ITU-T X.500 Recommendations and the ISO/IEC 9594:2005 edition.

--`,,```,,,,````-`-`,,`,,`,`,,`---

Copyright International Organization for Standardization
Provided by IHS under license with ISO
No reproduction or networking permitted without license from IHS Not for Resale

This Directory Specification uses the term *sixth edition systems* to refer to systems conforming to the sixth edition of the Directory Specifications, i.e., the series of ITU-T X.500 Recommendations and the ISO/IEC 9594:2008 edition.

This Directory Specification presents ASN.1 notation in the bold Helvetica typeface. When ASN.1 types and values are referenced in normal text, they are differentiated from normal text by presenting them in the bold Helvetica typeface. The names of procedures, typically referenced when specifying the semantics of processing, are differentiated from normal text by displaying them in bold Times. Access control permissions are presented in italicized Times.

If the items in a list are numbered (as opposed to using "–" or letters), then the items shall be considered steps in a procedure.

The notation used in this Directory Specification is defined in Table 1 below.

Table 1 – Notation

Notation	Meaning
Xp	Public key of a user X.
Xs	Private key of X.
Xp[I]	Encipherment of some information, I, using the public key of X.
Xs[I]	Encipherment of I using the private key of X.
X{I}	The signing of I by user X. It consists of I with an enciphered summary appended.
CA(X)	A certification authority of user X.
$CA^n(X)$	(Where n>1): CA(CA(...n times...(X)))
X_1<<X_2>>	The certificate of user X_2 issued by certification authority X_1.
X_1<<X_2>> X_2<<X_3>>	A chain of certificates (can be of arbitrary length), where each item is the certificate for the certification authority which produced the next. It is functionally equivalent to the following certificate X1<<X_{n+1}>>. For example, possession of A<<B>>B<<C>> provides the same capability as A<<C>>, namely the ability to find out Cp given Ap.
X_1p º X_1<<X_2>>	The operation of unwrapping a certificate (or certificate chain) to extract a public key. It is an infix operator, whose left operand is the public key of a certification authority, and whose right operand is a certificate issued by that certification authority. The outcome is the public key of the user whose certificate is the right operand. For example: Ap º A<<B>> B<<C>> denotes the operation of using the public key of A to obtain B's public key, Bp, from its certificate, followed by using Bp to unwrap C's certificate. The outcome of the operation is the public key of C, Cp.
A→B	A certification path from A to B, formed of a chain of certificates, starting with CA(A)<<CA^2(A)>> and ending with CA(B)<<B>>.
NOTE – In the table, the symbols X, X_1, X_2, etc. occur in place of the names of users, while the symbol I occurs in place of arbitrary information.	

6 Frameworks overview

This Specification defines a framework for obtaining and trusting a public key of an entity in order to encrypt information to be decrypted by that entity, or in order to verify the digital signature of that entity. The framework includes the issuance of a public-key certificate by a Certification Authority (CA) and the validation of that certificate by the certificate user. The validation includes:

- establishing a trusted path of certificates between the certificate user and the certificate subject;
- verifying the digital signatures on each certificate in the path; and
- validating all the certificates along that path (i.e., that they were not expired or not revoked at a given time).

This Specification defines a framework for obtaining and trusting privilege attributes of an entity in order to determine whether they are authorized to access a particular resource. The framework includes the issuance of a certificate by an Attribute Authority (AA) and the validation of that certificate by a privilege verifier. The validation includes:

- ensuring that the privileges in the certificate are sufficient when compared against the privilege policy;
- establishing a trusted delegation path of certificates if necessary;
- verifying the digital signature on each certificate in the path;
- ensuring that each issuer was authorized to delegate privileges; and

Copyright International Organization for Standardization
Provided by IHS under license with ISO
No reproduction or networking permitted without license from IHS Not for Resale

– validating that the certificates have not expired or been revoked by their issuers.

Although PKI and PMI are separate infrastructures and may be established independently from one another, they are related. This Specification recommends that holders and issuers of attribute certificates be identified within attribute certificates by pointers to their appropriate public-key certificates. Authentication of the attribute certificate issuers and holders, to ensure that entities claiming privilege and issuing privilege are who they claim to be, is done using the normal processes of the PKI to authenticate identities. This authentication process is not duplicated within the attribute certificate framework.

6.1 Digital signatures

Digital signatures are used in both PKI and PMI as the mechanism by which the authority that issues a certificate certifies the binding in the certificate. In PKI, the digital signature of the issuing CA on a public-key certificate certifies the binding between the public-key material and the subject of the certificate. In PMI, the digital signature of the issuing AA certifies the binding between the attributes (privileges) and the holder of the certificate. This subclause describes digital signatures in general. Sections 2 and 3 of this Specification discuss the use of digital signatures within PKI and PMI specifically.

This subclause is not intended to specify a standard for digital signatures in general, but to specify the means by which the tokens are signed in PKI, PMI and in the Directory.

Information (info) is signed by appending to it an enciphered summary of the information. The summary is produced by means of a one-way hash function, while the enciphering is carried out using the private key of the signer (see Figure 1). Thus:

X{Info} = Info, Xs[h (Info)]

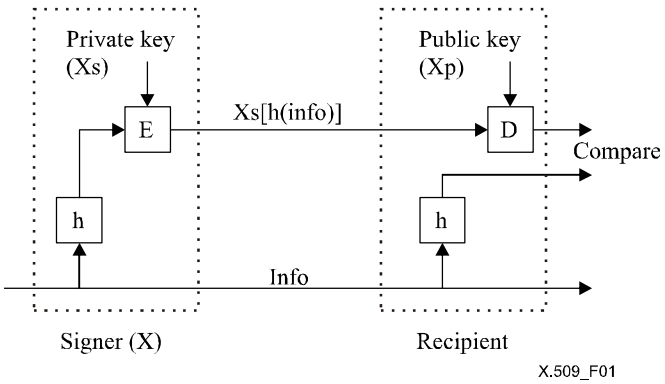

Figure 1 – Digital signatures

NOTE 1 – The encipherment using the private key ensures that the signature cannot be forged. The one-way nature of the hash function ensures that false information, generated to have the same hash result (and thus signature), cannot be substituted.

The recipient of signed information verifies the signature by:

– applying the one-way hash function to the information;

– comparing the result with that obtained by deciphering the signature using the public key of the signer.

This Specification does not mandate a single one-way hash function for use in signing. It is intended that the framework shall be applicable to any suitable hash function, and shall thus support changes to the methods used because of future advances in cryptography, mathematical techniques or computational capabilities. However, two users wishing to authenticate shall support the same hash function for authentication to be performed correctly. Thus, within the context of a set of related applications, the choice of a single function shall serve to maximize the community of users able to authenticate and communicate securely.

The signed information includes indicators that identify the hashing algorithm and the encryption algorithm used to compute the digital signature.

The encipherment of some data item may be described using the following ASN.1:

```
ENCRYPTED { ToBeEnciphered } ::= BIT STRING ( CONSTRAINED BY {
        -- shall be the result of applying an encipherment procedure --
```

Copyright International Organization for Standardization
Provided by IHS under license with ISO
No reproduction or networking permitted without license from IHS Not for Resale

-- to the BER-encoded octets of a value of -- **ToBeEnciphered })**

The value of the bit string is generated by taking the octets which form the complete encoding (using the ASN.1 Basic Encoding Rules – ITU-T Rec. X.690 (2002) | ISO/IEC 8825-1:2002) of the value of the **ToBeEnciphered** type and applying an encipherment procedure to those octets.

NOTE 2 – The encryption procedure requires agreement on the algorithm to be applied, including any parameters of the algorithm such as any necessary keys, initialization values, and padding instructions. It is the responsibility of the encryption procedures to specify the means by which synchronization of the sender and receiver of data is achieved, which may include information in the bits to be transmitted.

NOTE 3 – The encryption procedure is required to take as input a string of octets and to generate a single string of bits as its result.

NOTE 4 – Mechanisms for secure agreement on the encryption algorithm and its parameters by the sender and receiver of data are outside the scope of this Directory Specification.

The signature of some data item is formed by encrypting a shortened or "hashed" transformation of the item, and may be described by the following ASN.1:

```
HASH {ToBeHashed}  ::=  SEQUENCE {
    algorithmIdentifier         AlgorithmIdentifier{{SupportedAlgorithms}},
    hashValue                   BIT STRING ( CONSTRAINED BY {
                -- shall be the result of applying a hashing procedure to the DER-encoded octets --
                -- of a value of --ToBeHashed } ) }

ENCRYPTED-HASH { ToBeSigned }  ::=  BIT STRING ( CONSTRAINED BY {
    -- shall be the result of applying a hashing procedure to the DER-encoded (see 6.1) octets --
    -- of a value of -- ToBeSigned -- and then applying an encipherment procedure to those octets -- })

SIGNATURE { ToBeSigned }  ::=  SEQUENCE {
    algorithmIdentifier         AlgorithmIdentifier{{SupportedAlgorithms}},
    encrypted                   ENCRYPTED-HASH { ToBeSigned } }
```

NOTE 5 – The encryption procedure requires the agreements listed in Note 2, and agreement as to whether the hashed octets are encrypted directly, or only after further encoding them as a **BIT STRING** using the ASN.1 Basic Encoding Rules.

In the case where a signature is appended to a data type, the following ASN.1 may be used to define the data type resulting from applying a signature to the given data type.

```
SIGNED { ToBeSigned }  ::=  SEQUENCE {
    toBeSigned                  ToBeSigned,
    COMPONENTS OF               SIGNATURE { ToBeSigned } }
```

In order to enable the validation of **SIGNED** and **SIGNATURE** types in a distributed environment, a distinguished encoding is required. A distinguished encoding of a **SIGNED** or **SIGNATURE** data value shall be obtained by applying the Basic Encoding Rules defined in ITU-T Rec. X.690 (2002) | ISO/IEC 8825-1:2002, with the following restrictions:

a) the definite form of length encoding shall be used, encoded in the minimum number of octets;

b) for string types, the constructed form of encoding shall not be used;

c) if the value of a type is its default value, it shall be absent;

d) the components of a Set type shall be encoded in ascending order of their tag value;

e) the components of a Set-of type shall be encoded in ascending order of their octet value;

f) if the value of a Boolean type is true, the encoding shall have its contents octet set to "FF"16;

g) each unused bit in the final octet of the encoding of a Bit String value, if there are any, shall be set to zero;

h) the encoding of a Real type shall be such that bases 8, 10, and 16 shall not be used, and the binary scaling factor shall be zero.

i) the encoding of a UTC time shall be as specified in ITU-T Rec. X.690 (2002) | ISO/IEC 8825-1:2002;

Copyright International Organization for Standardization
Provided by IHS under license with ISO
No reproduction or networking permitted without license from IHS Not for Resale

j) the encoding of a Generalized time shall be as specified in ITU-T Rec. X.690 (2002) | ISO/IEC 8825-1:2002.

Generating a distinguished encoding requires the abstract syntax of the data to be encoded to be fully understood. The Directory may be required to sign data or check the signature of data that contains unknown protocol extensions or unknown attribute syntaxes. The Directory shall follow these rules:

- It shall preserve the encoding of received information whose abstract syntax it does not fully know and which it expects to subsequently sign;
- When signing data for sending, it shall send data whose syntax it fully knows with a distinguished encoding and any other data with its preserved encoding, and shall sign the actual encoding it sends;
- When checking signatures in received data, it shall check the signature against the actual data received rather than its conversion of the received data to a distinguished encoding.

SECTION 2 – PUBLIC-KEY CERTIFICATE FRAMEWORK

The public-key certificate framework defined here is for use by applications with requirements for authentication, integrity, confidentiality and non-repudiation.

The binding of a public-key to an entity is provided by an authority through a digitally signed data structure called a public-key certificate. The format of public-key certificates is defined here, including an extensibility mechanism and a set of specific certificate extensions. If, for any reason, an authority revokes a previously issued public-key certificate, users need to be able to learn that revocation has occurred so they do not use an untrustworthy certificate. Revocation lists are one scheme that can be used to notify users of revocations. The format of revocation lists is defined here, including an extensibility mechanism and a set of revocation list extensions. In both the certificate and revocation list case, other bodies may also define additional extensions that are useful to their specific environments.

A public key certificate-using system needs to validate a certificate prior to using that certificate for an application. Procedures for performing that validation are also defined here, including verifying the integrity of the certificate itself, its revocation status, and its validity with respect to the intended use.

The Directory uses public-key certificates in its provision of security services including:

- strong authentication between and among directory components;
- authentication, integrity and confidentiality of directory operations; as well as
- integrity and authentication of stored data.

7 Public-keys and public-key certificates

In order for a user to be able to trust a public-key for another user, for instance to authenticate the identity of that user, the public-key shall be obtained from a trusted source. Such a source, called a Certification Authority (CA), certifies a public key by issuing a public-key certificate which binds the public-key to the entity which holds the corresponding private-key. The procedures used by a CA to ensure that an entity is in fact in the possession of the private key and other procedures related to the issuance of public-key certificates are outside the scope of this Specification. The certificate, the form of which is specified later in this clause, has the following properties:

- any user with access to the public key of the certification authority can recover the public key which was certified;
- no party other than the certification authority can modify the certificate without this being detected (certificates are unforgeable).

Because certificates are unforgeable, they can be published by being placed in the Directory, without the need for the latter to make special efforts to protect them.

NOTE 1 – Although the CAs are unambiguously defined by a distinguished name in the DIT, this does not imply that there is any relationship between the organization of the CAs and the DIT.

A certification authority produces the certificate of a user by signing (see 6.1) a collection of information, including the user's distinguished name and public key, as well as an optional *unique identifier* containing additional information about the user. The exact form of the unique identifier contents is unspecified here and left to the certification authority and might be, for example, an object identifier, a certificate, a date, or some other form of certification on the validity of the distinguished name. Specifically, the certificate of a user with distinguished name A and unique identifier UA, produced by the certification authority with name CA and unique identifier UCA, has the following form:

Copyright International Organization for Standardization
Provided by IHS under license with ISO
No reproduction or networking permitted without license from IHS Not for Resale

$$CA\langle\langle A\rangle\rangle = CA\{V,SN,AI,CA,UCA,A,UA,Ap,T^A\}$$

where V is the version of the certificate, SN is the serial number of the certificate, AI is the identifier of the algorithm used to sign the certificate, UCA is the optional unique identifier of the CA, UA is the optional unique identifier of the user A, T^A indicates the period of validity of the certificate, and consists of two dates, the first and last on which the certificate is valid. The certificate validity period is the time interval during which the CA warrants that it will maintain information about the status of the certificate, i.e., publishes revocation data. Since T^A is assumed to be changed in periods not less than 24 hours, it is expected that systems would use Coordinated Universal Time as a reference time base. The signature in the certificate can be checked for validity by any user with knowledge of CAp. The following ASN.1 data type can be used to represent certificates:

```
Certificate ::= SIGNED { CertificateContent }

CertificateContent ::= SEQUENCE {
    version                 [0]  Version DEFAULT v1,
    serialNumber                 CertificateSerialNumber,
    signature                    AlgorithmIdentifier{{SupportedAlgorithms}},
    issuer                       Name,
    validity                     Validity,
    subject                      Name,
    subjectPublicKeyInfo         SubjectPublicKeyInfo,
    issuerUniqueIdentifier  [1]  IMPLICIT UniqueIdentifier OPTIONAL,
                                 -- if present, version shall be v2 or v3
    subjectUniqueIdentifier [2]  IMPLICIT UniqueIdentifier OPTIONAL,
                                 -- if present, version shall be v2 or v3
    extensions              [3]  Extensions OPTIONAL
                                 -- If present, version shall be v3 -- }

Version ::= INTEGER { v1(0), v2(1), v3(2) }

CertificateSerialNumber ::= INTEGER

AlgorithmIdentifier{ALGORITHM:SupportedAlgorithms} ::= SEQUENCE {
    algorithm       ALGORITHM.&id ({SupportedAlgorithms}),
    parameters      ALGORITHM.&Type ({SupportedAlgorithms}{ @algorithm}) OPTIONAL }

-- Definition of the following information object set is deferred, perhaps to standardized
-- profiles or to protocol implementation conformance statements. The set is required to
-- specify a table constraint on the parameters component of AlgorithmIdentifier.

SupportedAlgorithms ALGORITHM ::= { ... }

Validity ::= SEQUENCE {
    notBefore       Time,
    notAfter        Time }
```


Copyright International Organization for Standardization
Provided by IHS under license with ISO
No reproduction or networking permitted without license from IHS Not for Resale

```
SubjectPublicKeyInfo  ::=  SEQUENCE {
        algorithm                   AlgorithmIdentifier{{SupportedAlgorithms}},
        subjectPublicKey      BIT STRING }

Time  ::=  CHOICE {
        utcTime                     UTCTime,
        generalizedTime             GeneralizedTime }

Extensions ::= SEQUENCE OF Extension

Extension ::= SEQUENCE {
        extnId          EXTENSION.&id ({ExtensionSet}),
        critical        BOOLEAN DEFAULT FALSE,
        extnValue               OCTET STRING
(CONTAINING EXTENSION.&ExtnType({ExtensionSet}{@extnId})
                                ENCODED BY der)}

der     OBJECT IDENTIFIER ::= {joint-iso-itu-t asn1(1) ber-derived(2) distinguished-encoding(1)}

ExtensionSet EXTENSION  ::=  { ... }
```

Before a value of **Time** is used in any comparison operation, e.g., as part of a matching rule in a search, and if the syntax of **Time** has been chosen as the **UTCTime** type, the value of the two digit year field shall be rationalized into a four digit year value as follows:

- If the 2-digit value is 00 through 49 inclusive, the value shall have 2000 added to it.
- If the 2-digit value is 50 through 99 inclusive, the value shall have 1900 added to it.

NOTE 2 – The use of **GeneralizedTime** may prevent interworking with implementations unaware of the possibility of choosing either **UTCTime** or **GeneralizedTime**. It is the responsibility of those specifying the domains in which certificates defined in this Directory Specification will be used, e.g., profiling groups, as to when the **GeneralizedTime** may be used. In no case shall **UTCTime** be used for representing dates beyond 2049.

version is the version of the encoded certificate. If the **extensions** component is present in the certificate, version shall be v3. If the **issuerUniqueIdentifier** or **subjectUniqueIdentifier** component is present version shall be v2 or v3.

serialNumber is an integer assigned by the CA to each certificate. The value of **serialNumber** shall be unique for each certificate issued by a given CA (i.e., the issuer name and serial number identify a unique certificate).

signature contains the algorithm identifier for the algorithm and hash function used by the CA in signing the certificate (e.g., md5WithRSAEncryption, sha-1WithRSAEncryption, id-dsa-with-sha1, etc.)

issuer identifies the entity that has signed and issued the certificate.

validity is the time interval during which the CA warrants that it will maintain information about the status of the certificate.

subject identifies the entity associated with the public-key found in the subject public key field.

subjectPublicKeyInfo is used to carry the public key being certified and to identify the algorithm which this public key is an instance of (e.g., rsaEncryption, dhpublicnumber, id-dsa, etc.)

issuerUniqueIdentifier is used uniquely to identify an issuer in case of name re-use.

subjectUniqueIdentifier is used uniquely to identify a subject in case of name re-use.

NOTE 3 – In situations where a distinguished name might be reassigned to a different user by the Naming Authority, CAs can use the unique identifier to distinguish between reused instances. However, if the same user is provided certificates by multiple

Copyright International Organization for Standardization
Provided by IHS under license with ISO
No reproduction or networking permitted without license from IHS
Not for Resale

CAs, it is recommended that the CAs coordinate on the assignment of unique identifiers as part of their user registration procedures.

The **extensions** field allows addition of new fields to the structure without modification to the ASN.1 definition. An extension field consists of an extension identifier, a criticality flag, and an encoding of a data value of an ASN.1 type associated with the identified extension. For those extensions where ordering of individual extensions within the **SEQUENCE** is significant, the specification of those individual extensions shall include the rules for the significance of the order therein. When an implementation processing a certificate does not recognize an extension and the criticality flag is **FALSE**, it may ignore that extension. If the criticality flag is **TRUE**, unrecognized extensions shall cause the structure to be considered invalid, i.e., in a certificate, an unrecognized critical extension would cause validation of a signature using that certificate to fail. When a certificate-using implementation recognizes and is able fully to process an extension, then the certificate-using implementation shall process the extension regardless of the value of the criticality flag. When a certificate-using implementation recognizes and is able partially to process an extension for which the criticality flag is **TRUE**, then its behaviour in the presence of unrecognized elements is extension specific and may be documented in each extension. However, the default behaviour, when not specified specifically for an extension, is to treat the entire extension as unrecognised. If unrecognized elements appear within the extension, and the extension is not marked critical, those unrecognized elements shall be ignored according to the rules of extensibility documented in 12.2.2 in ITU-T Rec. X.519 | ISO/IEC 9594-5.

Note that any extension that is flagged non-critical will cause inconsistent behaviour between certificate-using systems that will process the extension and certificate-using systems that do not recognize the extension and will ignore it. The same may be true for extensions that are flagged critical, between certificate-using systems that can fully process the extension and those that can partially process the extension, depending upon the extension

A CA has three options with respect to an extension:

i) it can exclude the extension from the certificate;

ii) it can include the extension and flag it non-critical;

iii) it can include the extension and flag it critical.

A validation engine has three possible actions to take with respect to an extension:

i) if the extension is unrecognized and is marked non-critical, it shall ignore the extension and accept the certificate (all other things being equal);

ii) if the extension is unrecognized and marked critical, it shall reject the certificate,

iii) if the extension is recognized, it shall process the extension and accept or reject the certificate depending on the content of the extension and the conditions under which processing is occurring (e.g., the current values of the path processing variables).

Some extensions can only be marked critical. In these cases, a validation engine that understands the extension processes it; the acceptance/rejection of the certificate is dependent (at least in part) on the content of the extension. A validation engine that does not understand the extension rejects the certificate.

Some extensions can only be marked non-critical. In these cases, a validation engine that understands the extension processes it and acceptance/rejection of the certificate is dependent (at least in part) on the content of the extension. A validation engine that does not understand the extension accepts the certificate (unless factors other than this extension cause it to be rejected).

Some extensions can be marked critical or non-critical. In these cases, a validation engine that understands the extension processes it: the acceptance/rejection of the certificate is dependent (at least in part) on the content of the extension, regardless of the criticality flag. A validation engine that does not understand the extension accepts the certificate if the extension is marked non-critical (unless factors other than this extension cause it to be rejected) and rejects the certificate if the extension is marked critical.

When a CA considers including an extension in a certificate it does so with the expectation that its intent will be adhered to wherever possible. If it is necessary that the content of the extension be considered prior to any reliance on the certificate, a CA would flag the extension critical. This is done with the realization that any validation engine that does not process the extension will reject the certificate (probably limiting the set of applications that can verify the certificate). The CA may mark certain extension non-critical to achieve backward compatibility with validation applications that cannot process the extensions. Where the need for backward compatibility and interoperability with validation applications incapable of processing the extensions is more vital than the ability of the CA to rinforce the extensions, then these optionally critical extensions would be marked non-critical. It is most likely that CAs would set optionally critical extensions as non-critical during a transition period while the verifiers' certificate processing applications are upgraded to ones that can process the extensions.

Copyright International Organization for Standardization
Provided by IHS under license with ISO
No reproduction or networking permitted without license from IHS Not for Resale

Specific extensions may be defined in ITU-T Recommendations | International Standards or by any organization which has a need. The object identifier which identifies an extension shall be defined in accordance with ITU-T Rec. X.660 | ISO/IEC 9834-1. Standard extensions for certificates are defined in clause 8 of this Directory Specification.

The following information object class is used to define specific extensions.

```
EXTENSION ::= CLASS {
        &id                     OBJECT IDENTIFIER UNIQUE,
        &ExtnType }
WITH SYNTAX {
        SYNTAX                  &ExtnType
        IDENTIFIED BY           &id }
```

The following information object class is used to define specific algorithms.

```
ALGORITHM  ::=  CLASS {
        &Type                               OPTIONAL,
        &id                 OBJECT IDENTIFIER       UNIQUE }
WITH SYNTAX {
                            [&Type]
        IDENTIFIED BY       &id }
```

There are two primary types of public-key certificates, end-entity certificates and CA-certificates.

An end-entity certificate is a certificate issued by a CA to a subject that is not an issuer of other public-key certificates.

A CA-certificate is a certificate issued by a CA to a subject that is itself a CA and therefore is capable of issuing public-key certificates. CA-certificates can be themselves categorized by the following types:

- Self-issued certificate – This is a certificate where the issuer and the subject are the same CA. A CA might use self-issued certificates, for example, during a key rollover operation to provide trust from the old key to the new key.
- Self-signed certificate – This is a special case of self-issued certificates where the private key used by the CA to sign the certificate corresponds to the public key that is certified within the certificate. A CA might use a self-signed certificate, for example, to advertise their public key or other information about their operations.
- Cross-certificate – This is a certificate where the issuer and the subject are different CAs. CAs issue certificates to other CAs either as a mechanism to authorize the subject CA's existence (e.g., in a strict hierarchy) or to recognize the existence of the subject CA (e.g., in a distributed trust model). The cross-certificate structure is used for both of these. In some situations, conflicting or overlapping requirements for constraints, such as name constraints, may require a CA to issue more than one cross-certificate to another CA.

The directory entry of each user, A, who is participating in strong authentication, contains the certificate(s) of A. Such a certificate is generated by a Certification Authority of A, which is an entity in the DIT. A Certification Authority of A, which may not be unique, is denoted CA(A), or simply CA if A is understood. The public key of A can thus be discovered by any user knowing the public key of CA. Discovering public keys is thus recursive.

If user A, trying to obtain the public key of user B, has already obtained the public key of CA(B), then the process is complete. In order to enable A to obtain the public key of CA(B), the directory entry of each Certification Authority, X, contains a number of certificates. These certificates are of two types. First, there are forward certificates of X generated by other Certification Authorities. Second, there are reverse certificates generated by X itself which are the certified public keys of other certification authorities. The existence of these certificates enables users to construct certification paths from one point to another.

A list of certificates needed to allow a particular user to obtain the public key of another, is known as a *certification path*. Each item in the list is a certificate of the certification authority of the next item in the list. A certification path from A to B (denoted A→B):

- starts with a certificate produced by CA(A), namely CA(A)<<X1>> for some entity X1;

Copyright International Organization for Standardization
Provided by IHS under license with ISO
No reproduction or networking permitted without license from IHS Not for Resale

– continues with further certificates Xi<<Xi+1>>;
– ends with the certificate of B.

The **issuer** and **subject** fields of each certificate are used, in part, to identify a valid path. For each pair of adjacent certificates in a valid certification path, the value of the **subject** field in one certificate shall match the value of the **issuer** field in the subsequent certificate. In addition, the value of the **issuer** field in the first certificate shall match the DN of the trust anchor. Only the names in these fields are used when checking validity of a certification path. Names in certificate extensions are not used for this purpose. A certification path logically forms an unbroken chain of trusted points in the Directory Information Tree between two users wishing to authenticate. The precise method employed by users A and B to obtain certification paths A→B and B→A may vary. One way to facilitate this is to arrange a hierarchy of CAs, which may or may not coincide with all or part of the DIT hierarchy. The benefit of this is that users who have CAs in the hierarchy may establish a certification path between them using the Directory without any prior information. In order to allow for this each CA may store one certificate and one reverse certificate designated as corresponding to its superior CA. The **distinguishedNameMatch** matching rule, defined in 13.5.2 of ITU-T Rec. X.501 | ISO/IEC 9594-2, should be used to compare the Distinguished Name (DN) in the **issuer** field of one certificate with the DN in the **subject** field of another.

A user may obtain one or more certificates from one or more Certification Authorities. Each certificate bears the name of the Certification Authority which issued it. The following ASN.1 data types can be used to represent certificates and a certification path:

```
Certificates ::= SEQUENCE {
    userCertificate          Certificate,
    certificationPath        ForwardCertificationPath OPTIONAL}

CertificationPath ::= SEQUENCE {
    userCertificate          Certificate,
    theCACertificates        SEQUENCE OF CertificatePair OPTIONAL}
```

In addition, the following ASN.1 data type can be used to represent the forward certification path. This component contains the certification path which can point back to the originator.

```
ForwardCertificationPath ::= SEQUENCE OF CrossCertificates

CrossCertificates ::= SET OF Certificate

PkiPath ::= SEQUENCE OF Certificate
```

PkiPath is used to represent a certification path. Within the sequence, the order of certificates is such that the subject of the first certificate is the issuer of the second certificate, etc.

Each certificate in a certification path shall be unique. No certificate may appear more than once in a value of the **theCACertificates** component of **CertificationPath** or in a value of **Certificate** in the **CrossCertificates** component of **ForwardCertificationPath** or a value of **Certificate** in **PkiPath**.

7.1 Generation of key pairs

The overall security management policy of an implementation shall define the lifecycle of key pairs, and is, thus, outside the scope of this framework. However, it is vital to the overall security that all private keys remain known only to the user to whom they belong.

Key data is not easy for a human user to remember, so a suitable method for storing it in a convenient transportable manner shall be employed. One possible mechanism would be to use a "Smart Card". This would hold the private and (optionally) public keys of the user, the user's certificate, and a copy of the certification authority's public key. The use of this card shall additionally be secured by, e.g., at least use of a Personal Identification Number (PIN), increasing the security of the system by requiring the user to possess the card and to know how to access it. The exact method chosen for storing such data, however, is beyond the scope of this Directory Specification.

Three ways in which a user's key pair may be produced are:

Copyright International Organization for Standardization
Provided by IHS under license with ISO
No reproduction or networking permitted without license from IHS Not for Resale

a) The user generates its own key pair. This method has the advantage that a user's private key is never released to another entity, but requires a certain level of competence by the user.

b) The key pair is generated by a third party. The third party shall release the private key to the user in a physically secure manner, and then actively destroy all information relating to the creation of the key pair plus the keys themselves. Suitable physical security measures shall be employed to ensure that the third party and the data operations are free from tampering.

c) The key pair is generated by the CA. This is a special case of b), and the considerations there apply.

NOTE – The certification authority already exhibits trusted functionality with respect to the user, and shall be subject to the necessary physical security measures. This method has the advantage of not requiring secure data transfer to the CA for certification.

The cryptosystem in use imposes particular (technical) constraints on key generation.

7.2 Public-key certificate creation

A public-key certificate associates the public key and unique distinguished name of the user it describes. Thus:

a) a certification authority shall be satisfied of the identity of a user before creating a certificate for it;

b) a certification authority shall not issue certificates for two users with the same name.

It is important that the transfer of information to the certification authority is not compromised, and suitable physical security measures shall be taken. In this regard:

a) It would be a serious breach of security if the CA issued a certificate for a user with a public key that had been tampered with.

b) If the means of generation of key pairs of 7.1 b) or of 7.1 c) is employed, the user's private key shall be transferred to the user in a secure manner.

c) If the means of generation of key pairs of 7.1 a) or of 7.1 b) is employed, the user may use different methods (on-line or off-line) to communicate its public key to the CA in a secure manner. On-line methods may provide some additional flexibility for remote operations performed between the user and the CA.

A public-key certificate is a publicly available piece of information, and no specific security measures need to be employed with respect to its transportation to the Directory. As it is produced by an off-line certification authority on behalf of a user who shall be given a copy of it, the user need only store this information in its directory entry on a subsequent access to the Directory. Alternatively, the CA could lodge the certificate for the user, in which case this agent shall be given suitable access rights.

7.3 Certificate Validity

The authority that issues certificates (public-key or attribute) also has the responsibility to indicate the validity of certificates it issues. Generally, certificates are subject to possible subsequent revocation. This revocation, and notification of the revocation may be done directly by the same authority that issued the certificate, or indirectly by another authority duly authorized by the authority that issued the certificate. An authority that issues certificates is required to state, possibly through a published statement of their practices, through the certificates themselves, or through some other identified means, whether:

– the certificates cannot be revoked; or

– the certificates may be revoked by the same certificate-issuing authority directly; or

– the certificate-issuing authority authorizes a different entity to perform revocation.

Authorities that do revoke certificates are required to state, through some similar means, what mechanism(s) can be used by relying parties to obtain revocation status information about certificates issued by that authority. This Specification defines a Certificate Revocation List (CRL) mechanism but does not preclude the use of alternative mechanisms. One such alternative mechanism is the Online Certificate Status Protocol (OCSP) specified in IETF RFC 2560[1)]. Using this protocol, a relying party (client) requests the revocation status of a certificate from an OCSP server. The server may use **CRLs**, or other mechanisms to check the status of the certificate and respond to the client accordingly. If OCSP can be used by relying parties to check the status of a certificate, IETF RFC 5280 contains a certificate extension (Authority Info Access) that would be included in such certificates and would provide sufficient information to access an

1) IETF RFC 2560, *X.509 Internet Public Key Infrastructure Online Certificate Status Protocol (OCSP)*, June 1999.

Copyright International Organization for Standardization
Provided by IHS under license with ISO
No reproduction or networking permitted without license from IHS Not for Resale

appropriate OCSP server. Relying parties check revocation status information, as appropriate, for all certificates considered during path processing procedure described in clause 10 and the delegation path processing procedure described in clause 16 to validate a certificate.

Only a CA that is authorized to issue CRLs may choose to delegate that authority to another entity. If this delegation is done, it shall be verifiable at the time of certificate/CRL verification. The **cRLDistributionPoints** extension can be used for this purpose. The **cRLIssuer** field of this extension would be populated with the name(s) of any entities, other than the certificate issuer itself, that have been authorized to issue CRLs concerning the revocation status of the certificate in question.

Certificates, including public-key certificates as well as attribute certificates, shall have a lifetime associated with them, at the end of which they expire. In order to provide continuity of service, the authority shall ensure timely availability of replacement certificates to supersede expired/expiring certificates. Revocation notice date is the date/time that a revocation notice for a certificate first appears on a CRL, regardless of whether it is a base or dCRL. In the CRL, revocation notice date is the value contained in the **thisUpdate** field. Revocation date is the date/time the CA actually revoked the certificate, which could be different from the first time it appears on a CRL. In the CRL, revocation date is the value contained in the **revocationDate** component. Invalidity date is the date/time at which it is known or suspected that the private key was compromised or that the certificate should otherwise be considered invalid. This date may be earlier that the revocation date. In the **CRL**, invalidity date is the value contained in the **invalidityDate** entry extension.

Two related points are:

- Validity of certificates may be designed so that each becomes valid at the time of expiry of its predecessor, or an overlap may be allowed. The latter prevents the authority from having to install and distribute a large number of certificates that may run out at the same expiration date.
- Expired certificates will normally be removed from the Directory. It is a matter for the security policy and responsibility of the authority to keep old certificates for a period if a non-repudiation of data service is provided.

Certificates may be revoked prior to their expiration time, e.g., if the user's private key is assumed to be compromised, or the user is no longer to be certified by the authority, or if the authority's certificate is assumed to be compromised. The revocation of a user certificate or authority certificate shall be made known by the authority, and a new certificate shall be made available, if appropriate. The authority may then inform the holder of the certificate about its revocation by some off-line procedure.

An authority that issues and subsequently revokes certificates:

a) may be required to maintain an audit record of its revocation events for all certificate types issued by that authority (e.g., public-key certificates, attribute certificates issued to end-entities as well as other authorities);

b) shall provide revocation status information to relying parties using CRLs, on-line certificate status protocol or some other mechanism for the publication of revocation status information;

c) if using CRLs, shall maintain and publish CRLs even if the lists of revoked certificates are empty;

d) if using only partitioned CRLs, shall issue a full set of partitioned CRLs covering the complete set of certificates whose revocation status will be reported using the CRL mechanism. Thus, the complete set of partitioned CRLs shall be equivalent to a full CRL for the same set of certificates, if the CRL issuer was not using partitioned CRLs.

Relying parties may use a number of mechanisms to locate revocation status information provided by an authority. For example, there may be a pointer in the certificate itself that directs the relying party to a location where revocation information is provided. There may be a pointer in a revocation list that redirects the relying party to a different location. The relying party may locate revocation information in a repository (e.g., a directory) or through other means outside the scope of this Specification (e.g., locally configured).

The maintenance of Directory entries affected by the authority's revocation lists is the responsibility of the Directory and its users, acting in accordance with the security policy. For example, the user may modify its object entry by replacing the old certificate with a new one. The latter shall then be used to authenticate the user to the Directory.

If revocation lists are published in the Directory, they are held within entries as attributes of the following types:

- Certificate revocation list;
- Authority revocation list;
- Delta revocation list;
- Attribute certificate revocation list;
- Attribute authority revocation list.

Copyright International Organization for Standardization
Provided by IHS under license with ISO
No reproduction or networking permitted without license from IHS Not for Resale

```
CertificateList  ::=  SIGNED { CertificateListContent }

CertificateListContent  ::=  SEQUENCE {
        version                 Version OPTIONAL,
                                    -- if present, version shall be v2
        signature                   AlgorithmIdentifier{{SupportedAlgorithms}},
        issuer                  Name,
        thisUpdate                  Time,
        nextUpdate                  Time OPTIONAL,
        revokedCertificates     SEQUENCE OF SEQUENCE {
            serialNumber            CertificateSerialNumber,
            revocationDate              Time,
            crlEntryExtensions      Extensions OPTIONAL } OPTIONAL,
        crlExtensions       [0]     Extensions OPTIONAL }
```

version is the version of the encoded revocation list. If the **extensions** component flagged as critical is present in the revocation list, version shall be v2. If no **extensions** component flagged as critical is present in the revocation list, version may either be absent or present as v2.

signature contains the algorithm identifier for the algorithm used by the authority to sign the revocation list.

issuer identifies the entity that has signed and issued the revocation list.

thisUpdate is the date/time at which this revocation list was issued.

nextUpdate, if present, indicates the date/time by which the next revocation list in this series will be issued. The next revocation list could be issued before the indicated date, but it will not be issued any later than the indicated time.

revokedCertificates identifies certificates that have been revoked. The revoked certificates are identified by their serial numbers. If none of the certificates covered by this CRL has been revoked, it is strongly recommended that **revokedCertificates** parameter be omitted from the CRL, rather than being included with an empty **SEQUENCE**.

crlExtensions, if present, contains one or more CRL extensions.

NOTE 1 – The checking of the entire list of certificates is a local matter. The list shall not be assumed to be in any particular order unless specific ordering rules have been specified by the issuing authority, e.g., in that authority's policy.

NOTE 2 – If a non-repudiation of data service is dependent on keys provided by the authority, the service should ensure that all relevant keys of the authority (revoked or expired) and the time stamped revocation lists are archived and certified by a current authority.

NOTE 3 – If any extensions included in a **CertificateList** are defined as critical, the version element of the **CertificateList** shall be present. If no extensions defined as critical are included, the version element may be absent. If **version** is absent, this may permit an implementation that only supports version 1 CRLs still to use the CRL if in its examination of the **revokedCertificates** sequence in the CRL, it does not encounter an extension. An implementation that supports version 2 (or greater) CRLs, in the absence of version, may also be able to optimize its processing if it can determine early in processing that no critical extensions are present in the CRL.

When an implementation processing a CRL encounters the serial number of the certificate of interest in a CRL entry, but does not recognize a critical extension in the **crlEntryExtensions** field from that CRL entry, that CRL cannot be used to determine the status of the certificate. When an implementation does not recognize a critical extension in the **crlExtensions** field, that CRL cannot be used to determine the status of the certificate, regardless of whether the serial number of the certificate of interest appears in that CRL or not.

NOTE 4 – In these cases local policy may dictate actions in addition to and/or stronger than those stated in this Directory Specification, such as seeking revocation status information from other sources.

Certificates for which revocation status cannot be determined should not be considered valid certificates.

If an extension affects the treatment of the list (e.g., multiple CRLs need to be scanned to examine the entire list of revoked certificates, or an entry may represent a range of certificates), then either that extension or a related extension shall be indicated as critical in the **crlExtensions** field. Therefore, a critical extension in the **crlEntryExtensions** field of an entry shall affect only the certificate specified in that entry, unless there is a related critical extension in the **crlExtensions** field that advertises a special treatment for it. The only example of this situation defined in this

Copyright International Organization for Standardization
Provided by IHS under license with ISO
No reproduction or networking permitted without license from IHS Not for Resale

Specification is the **certificateIssuer** CRL entry extension and the related **issuingDistributionPoint** CRL extension when the **indirectCRL** Boolean from that extension is set to **TRUE**.

NOTE 5 – Standard extensions for CRLs are defined in clause 8 of this Directory Specification.

If unknown elements appear within the extension, and the extension is not marked critical, those unknown elements shall be ignored according to the rules of extensibility documented in 12.2.2 of ITU-T Rec. X.519 | ISO/IEC 9594-5.

7.4 Repudiation of a digital signing

Any participant in an event may subsequently decide to repudiate anything that participant digitally signed in that event. For example, one can dispute one's participation in a key establishment or being the originator of a signed email message as easily as one can dispute one's signing a document with the intent to be bound to the content of that document. The repudiation may not be successful. The Non-repudiation Framework, ITU-T Rec. X.813 | ISO/IEC 10181-4, describes a dispute resolution process as follows:

1) evidence generation;
2) evidence transfer, storage and retrieval;
3) evidence verification; and
4) dispute resolution.

The generated evidence may include, but is not limited to:

– audit records pertinent to the event and assertion of intent;
– statements made by third party notaries;
– policy statements;
– digitally signed information, including audit records and notary statements;
– timestamps of the digitally signed information;
– the certificates supporting the digital signature;
– the appropriate revocation information published and available at the time of the disputed event; and,
– any certificate revocations subsequent to the time of the event which indicate key compromise occurred before the time of the event.

The integrity of stored data that might be presented as evidence may be maintained in a variety of ways, e.g., access control, storage of hashes by trusted third party, digital signature. It may also be necessary periodically to strengthen the protection of that stored data to counteract improvements in computer processing and/or crypto-analysis.

NOTE – Neither the type and amount of evidence generated nor the level of integrity is specified by this Directory Specification. However, it is expected that the level of effort will be commensurate with the risk involved.

Evidence verification may require the revalidation of the digital signatures of data, e.g., messages, documents, certificates, CRLs, and timestamps that were used in the initial validation process. The fact that a certificate has expired shall not preclude its use for revalidating signatures created during the validity period of that certificate. A certificate that has been revoked may be used if it can be determined that the certificate was valid at the time of the disputed event.

Even if all the digital evidence described above is considered technically valid, other conditions, e.g., the intent, understanding, or competence of the signer, may allow the signer successfully to repudiate it.

8 Public-key certificate and CRL extensions

The certificate extensions defined in this clause are for use with public-key certificates, unless otherwise stated. Extensions for use with attribute certificates are defined in clause 15. CRL extensions defined in this clause may be used in CRLs, CARLs and also for ACRLs and AARLs defined in clause 17.

This clause specifies extensions in the following areas:

a) *Key and policy information*: These certificate and CRL extensions convey additional information about the keys involved, including key identifiers for subject and issuer keys, indicators of intended or restricted key usage, and indicators of certificate policy.

b) *Subject and issuer attributes*: These certificate and CRL extensions support alternative names, of various name forms, for a certificate subject, a certificate issuer, or a CRL issuer. These extensions can also convey additional attribute information about the certificate subject, to assist a certificate user in being confident that the certificate subject is a particular person or entity.

Copyright International Organization for Standardization
Provided by IHS under license with ISO
No reproduction or networking permitted without license from IHS Not for Resale

c) *Certification path constraints*: These certificate extensions allow constraint specifications to be included in CA-certificates, i.e., certificates for CAs issued by other CAs, to facilitate the automated processing of certification paths when multiple certificate policies are involved. Multiple certificate policies arise when policies vary for different applications in an environment or when interoperation with external environments occurs. The constraints may restrict the types of certificates that can be issued by the subject CA or that may occur subsequently in a certification path.

d) *Basic CRL extensions*: These CRL extensions allow a CRL to include indications of revocation reason, to provide for temporary suspension of a certificate, and to include CRL-issue sequence numbers to allow certificate users to detect missing CRLs in a sequence from one CRL issuer.

e) *CRL distribution points and delta-CRLs*: These certificate and CRL extensions allow the complete set of revocation information from one CA to be partitioned into separate CRLs and allow revocation information from multiple CAs to be combined in one CRL. These extensions also support the use of partial CRLs indicating only changes since an earlier CRL issue.

Inclusion of any extension in a certificate or CRL is at the option of the authority issuing that certificate or CRL.

In a certificate or CRL, an extension is flagged as being either critical or non-critical. If an extension is flagged critical and a certificate-using system does not recognize the extension field type or does not implement the semantics of the extension, then that system shall consider the certificate invalid. If an extension is flagged non-critical, a certificate-using system that does not recognize or implement that extension type may process the remainder of the certificate ignoring the extension. If an extension is flagged non-critical, a certificate-using system that does recognize the extension, shall process the extension. Extension type definitions in this Directory Specification indicate if the extension is always critical, always non-critical, or if criticality can be decided by the certificate or CRL issuer. The reason for requiring some extensions to be always non-critical is to allow certificate-using implementations which do not need to use such extensions to omit support for them without jeopardizing the ability to interoperate with all certification authorities.

NOTE – A certificate-using system may require certain non-critical extensions to be present in a certificate in order for that certificate to be considered acceptable. The need for inclusion of such extensions may be implied by local policy rules of the certificate user or may be a CA policy rule indicated to the certificate-using system by inclusion of a particular certificate policy identifier in the certificate policies extension with that extension being flagged critical.

For all certificate extensions, CRL extensions, and CRL entry extensions defined in this Directory Specification, there shall be no more than one instance of each extension type in any certificate, CRL, or CRL entry, respectively.

8.1 Policy handling

8.1.1 Certificate policy

This framework contains three types of entity: the certificate user, the certification authority and the certificate subject (or end-entity). Each entity operates under obligations to the other two entities and, in return, enjoys limited warranties offered by them. These obligations and warranties are defined in a certificate policy. A certificate policy is a document (usually in plain-language). It can be referenced by a unique identifier, which may be included in the certificate policies extension of the certificate issued by the certification authority, to the end-entity and upon which the certificate user relies. A certificate may be issued in accordance with one or more than one policy. Definition of the policy, and assignment of the identifier, are performed by a policy authority. The set of policies administered by a policy authority is called a policy domain. All certificates are issued in accordance with a policy, even if the policy is neither recorded anywhere nor referenced in the certificate. This Specification does not prescribe the style or contents of the certificate policy.

The certificate user may be bound to its obligations under the certificate policy by the act of importing an authority public key and using it as a trust anchor, or by relying on a certificate that includes the associated policy identifier. The certification authority may be bound to its obligations under the policy by the act of issuing a certificate that includes the associated policy identifier. The end-entity may be bound to its obligations under the policy by the act of requesting and accepting a certificate that includes the associated policy identifier and by using the corresponding private key. Implementations that do not use the certificate policies extension should achieve the required binding by some other means.

For an entity simply to declare conformance to a policy does not generally satisfy the assurance requirements of the other entities in the framework. They require some reason to believe that the other parties operate a reliable implementation of the policy. However, if explicitly so stated in the policy, certificate users may accept the certification authority's assurances that its end-entities agree to be bound by their obligations under the policy, without having to confirm this directly with them. This aspect of certificate policy is outside the scope of this Specification.

A certification authority may place limitations on the use of its certificates, in order to control the risk that it assumes as a result of issuing certificates. For instance, it may restrict the community of certificate users, the purposes for which they

Copyright International Organization for Standardization
Provided by IHS under license with ISO
No reproduction or networking permitted without license from IHS Not for Resale

may use its certificates and/or the type and extent of damages that it is prepared to make good in the event of a failure on its part, or that of its end-entities. These matters should be defined in the certificate policy.

Additional information, to help affected entities understand the provisions of the policy, may be included in the certificate policies extension in the form of policy qualifiers.

8.1.2 Cross-certification

A certification authority may be the subject of a certificate issued by another certification authority. In this case, the certificate is called a cross-certificate, the certification authority that is the subject of the certificate is called the subject certification authority and the certification authority that issues the cross-certificate is called an intermediate certification authority (see Figure 2). Both the cross-certificate and the end-entity's certificate may contain a certificate policies extension.

The warranties and obligations shared by the subject certification authority, the intermediate certification authority and the certificate user are defined by the certificate policy identified in the cross-certificate, in accordance with which the subject certification authority may act as, or on behalf of, an end-entity. And the warranties and obligations shared by the certificate subject, the subject certification authority and the intermediate certification authority are defined by the certificate policy identified in the end-entity's certificate, in accordance with which the intermediate certification authority may act as, or on behalf of, a certificate user.

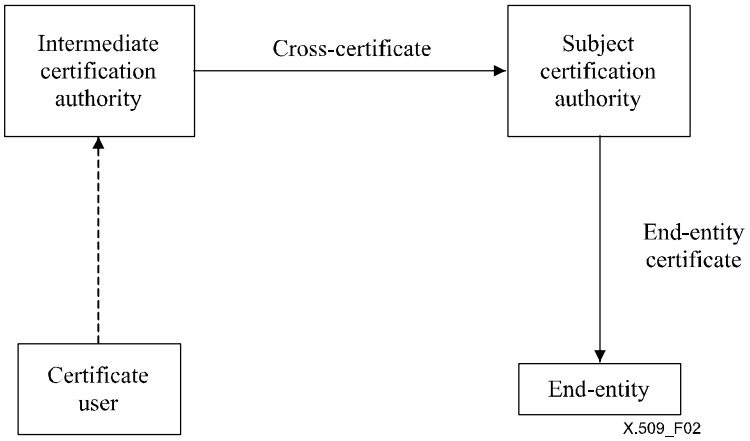

Figure 2 – Cross-certification

A certification path is said to be valid under the set of policies that are common to all certificates in the path.

An intermediate certification authority may, in turn, be the subject of a certificate issued by another certification authority, thereby creating certification paths of length greater than two certificates. And, since trust suffers dilution as certificate paths grow in length, controls are required to ensure that end-entity certificates with an unacceptably low associated trust level will be rejected by the certificate user. This is part of the function of the certification path processing procedure.

In addition to the situation described above, there are two special cases to be considered:

a) the certification authority does not use the certificate policies extension to convey its policy requirements to certificate users; and

b) the certificate user or intermediate certification authority delegates the job of controlling policy to the next authority in the path.

In the first case, the certificate should not contain a certificate policies extension at all. As a result, the set of policies under which the path is valid will be null. But, the path may be valid nonetheless. Certificate users shall still ensure that they are using the certificate in conformance with the policies of the authorities in the path.

In the second case, the certificate user or intermediate certification authority should include the special value *any-policy* in the *initial-policy-set* or cross-certificate. Where a certificate includes the special value *any-policy*, it should not include any other certificate policy identifiers. The identifier *any-policy* should not have any associated policy qualifiers.

The certificate user can ensure that all its obligations are conveyed in accordance with the standard by setting the *initial-explicit-policy* indicator. In this way, only authorities that use the standard certificate policies extension as their way of achieving binding are accepted in the path, and certificate users have no additional obligations. Because authorities also

Copyright International Organization for Standardization
Provided by IHS under license with ISO
No reproduction or networking permitted without license from IHS Not for Resale

attract obligations when they act as, or on behalf of, a certificate user, they can ensure that all their obligations are conveyed in accordance with the standard by setting **requireExplicitPolicy** in the cross-certificate.

8.1.3 Policy mapping

Some certification paths may cross boundaries between policy domains. The warranties and obligations according to which the cross-certificate is issued may be materially equivalent to some or all of the warranties and obligations according to which the subject certification authority issues certificates to end-entities, even though the policy authorities under whom the two certification authorities operate may have selected different unique identifiers for these materially equivalent policies. In this case, the intermediate certification authority may include a policy mappings extension in the cross-certificate. In the policy mappings extension, the intermediate certification authority assures the certificate user that it will continue to enjoy the familiar warranties, and that it should continue to fulfil its familiar obligations, even though subsequent entities in the certification path operate in a different policy domain. The intermediate certification authority should include one or more mappings for each of a subset of the policies under which it issued the cross-certificate, and it should not include mappings for any other policies. If one or more of the certificate policies according to which the subject certification authority operates is identical to those according to which the intermediate certification authority operates (i.e., it has the same unique identifier), then these identifiers should be excluded from the policy mapping extension, but included in the certificate policies extension.

Policy mapping has the effect of converting all policy identifiers in certificates further down the certification path to the identifier of the equivalent policy, as recognized by the certificate user.

Policies shall not be mapped either to or from the special value *any-policy*.

Certificate users may determine that certificates issued in a policy domain other than its own should not be relied upon, even though a trusted intermediate certification authority may determine its policy to be materially equivalent to its own. It can do this by setting the *initial-policy-mapping-inhibit input* to the path validation procedure. Additionally, an intermediate certification authority may make a similar determination on behalf of its certificate users. In order to ensure that certificate users correctly enforce this requirement, it can set **inhibitPolicyMapping** in a policy constraints extension.

8.1.4 Certification path processing

The certificate user faces a choice between two strategies:

a) it can require that the certification path be valid under at least one of a set of policies pre-determined by the user; or

b) it can ask the path validation module to report the set of policies for which the certification path is valid.

The first strategy may be most appropriate when the certificate user knows, *a priori*, the set of policies that are acceptable for its intended use.

The second strategy may be most appropriate when the certificate user does not know, *a priori*, the set of policies that are acceptable for its intended use.

In the first instance, the certification path validation procedure will indicate the path to be valid only if it is valid under one or more of the policies specified in the *initial-policy-set*, and it will return the sub-set of the *initial-policy-set* under which the path is valid. In the second instance, the certification path validation procedure may indicate that the path is invalid under the *initial-policy-set*, but valid under a disjoint set: the *authorities-constrained-policy-set*. Then the certificate user shall determine whether its intended use of the certificate is consistent with one or more of the certificate policies under which the path is valid. By setting the *initial-policy-set* to *any-policy*, the certificate user can cause the procedure to return a valid result if the path is valid under any (unspecified) policy.

8.1.5 Self-issued certificates

A certification authority may issue a certificate to itself under three circumstances:

a) as a convenient way of encoding the public key associated with the private key used to sign the certificate, so that it can be communicated to, and stored as trust anchors by, its certificate using systems;

b) for certifying additional public keys of the CA used for purposes other than those covered by category a) (such as OCSP and possibly CRL signing); and,

c) for replacing its own expired certificates.

These types of certificate are called self-issued certificates, and they can be recognized by the fact that the issuer and subject names present in them are identical. For purposes of path validation, self-issued certificates of category a) are self-signed certificates and are therefore verified with the public key contained in them, and if they are encountered in the path, they shall be ignored.

Self-issued certificates of type b) may only appear as end certificates in a path, and shall be processed as end certificates.

Copyright International Organization for Standardization
Provided by IHS under license with ISO
No reproduction or networking permitted without license from IHS Not for Resale

Self-issued certificates of type c) (also known as self-issued intermediate certificates) may appear as intermediate certificates in a path. As a matter of good practice, when replacing a key that is on the point of expiration, a certification authority should request the issuance of any in-bound cross-certificates that it requires for its replacement public key before using the key. Nevertheless, if self-issued certificates of this category are encountered in the path, they shall be processed as intermediate certificates, with the following exception: they do not contribute to the path length for purposes of processing the **pathLenConstraint** component of the **basicConstraints** extension and the *skip-certificates* values associated with the *policy-mapping-inhibitpending* and *explicit-policy-pending indicators*.

If an authority uses the same key to sign certificates and CRLs, a single self-issued certificate of category a) shall be used. If an authority uses a different key to sign CRLs than that used to sign certificates, the authority may choose to issue two self-issued certificates of category a), one for each of the keys. In this situation, certificate users would need access to both self-issued certificates to establish separate trust anchors for certificates and CRLs signed by that authority. Alternatively, an authority may issue one self-issued certificate of category a) for certificate signing and one self-issued certificate of category b) for CRL signing. In this situation, certificate users use the key certified in the certificate of category a) as their single trust anchor for both certificates and CRLs signed by that authority. In this case, if the self-issued certificate of category b) were to be used to verify signatures on CRLs, there is no means defined in this standard to check the validity of that certificate.

If self-issued certificates of category b) are encountered within a path, they shall be ignored.

NOTE – Other mechanisms for distributing CA public keys are outside the scope of this Directory Specification.

8.2 Key and policy information extensions

8.2.1 Requirements

The following requirements relate to key and policy information:

a) CA key pair updating can occur at regular intervals or in special circumstances. There is a need for a certificate field to convey an identifier of the public key to be used to verify the certificate signature. A certificate-using system can use such identifiers in finding the correct CA-certificate for validating the certificate issuer's public key.

b) In general, a certificate subject has different public keys and, correspondingly, different certificates for different purposes, e.g., digital signature and encipherment key agreement. A certificate field is needed to assist a certificate user in selecting the correct certificate for a given subject for a particular purpose or to allow a CA to stipulate that a certified key may only be used for a particular purpose.

c) Subject key pair updating can occur at regular intervals or in special circumstances. There is a need for a certificate field to convey an identifier to distinguish between different public keys for the same subject used at different points in time. A certificate-using system can use such identifiers in finding the correct certificate.

d) The private key corresponding to a certified public key is typically used over a different period from the validity of the public key. With digital signature keys, the usage period for the signing private key is typically shorter than that for the verifying public key. The validity period of the certificate indicates a period for which the public key may be used, which is not necessarily the same as the usage period of the private key. In the event of a private key compromise, the period of exposure can be limited if the signature verifier knows the legitimate use period for the private key. There is therefore a requirement to be able to indicate the usage period of the private key in a certificate.

e) Because certificates may be used in environments where multiple certificate policies apply, provision needs to be made for including certificate policy information in certificates.

f) When cross-certifying from one organization to another, it can sometimes be agreed that certain of the two organizations' policies can be considered equivalent. A CA-certificate needs to allow the certificate issuer to indicate that one of its own certificate policies is equivalent to another certificate policy in the subject CA's domain. This is known as policy mapping.

g) A user of an encipherment or digital signature system which uses certificates defined in this Directory Specification needs to be able to determine in advance the algorithms supported by other users.

8.2.2 Public-key certificate and CRL extension fields

The following extension fields are defined:

a) *Authority key identifier*;

b) *Subject key identifier*;

c) *Key usage*;

d) *Extended key usage*;

Copyright International Organization for Standardization
Provided by IHS under license with ISO
No reproduction or networking permitted without license from IHS Not for Resale

e) *Private key usage period*;

f) *Certificate policies*;

g) *Policy mappings*.

These extension fields shall be used only as certificate extensions, except for authority key identifier which may also be used as a CRL extension. Unless otherwise noted, these extensions may be used in both CA-certificates and end-entity certificates.

8.2.2.1 Authority key identifier extension

This field, which may be used as either a certificate extension or CRL extension, identifies the public key to be used to verify the signature on this certificate or CRL. It enables distinct keys used by the same CA to be distinguished (e.g., as key updating occurs). This field is defined as follows:

```
authorityKeyIdentifier EXTENSION ::= {
        SYNTAX                  AuthorityKeyIdentifier
        IDENTIFIED BY           id-ce-authorityKeyIdentifier }

AuthorityKeyIdentifier  ::=  SEQUENCE {
        keyIdentifier           [0] KeyIdentifier                       OPTIONAL,
        authorityCertIssuer     [1] GeneralNames                        OPTIONAL,
        authorityCertSerialNumber [2] CertificateSerialNumber       OPTIONAL }
        ( WITH COMPONENTS       {..., authorityCertIssuer PRESENT,
                                authorityCertSerialNumber PRESENT} |
        WITH COMPONENTS         {..., authorityCertIssuer ABSENT,
                                authorityCertSerialNumber ABSENT} )

KeyIdentifier ::= OCTET STRING
```

The key may be identified by an explicit key identifier in the **keyIdentifier** component, by identification of a certificate for the key (giving certificate issuer in the **authorityCertIssuer** component and certificate serial number in the **authorityCertSerialNumber** component), or by both explicit key identifier and identification of a certificate for the key. If both forms of identification are used then the certificate or CRL issuer shall ensure they are consistent. A key identifier shall be unique with respect to all key identifiers for the issuing authority for the certificate or CRL containing the extension. An implementation which supports this extension is not required to be able to process all name forms in the **authorityCertIssuer** component. (See 8.3.2.1 for details of the **GeneralNames** type.)

Certification authorities shall assign certificate serial numbers such that every (issuer, certificate serial number) pair uniquely identifies a single certificate. The **keyIdentifier** form can be used to select CA certificates during path construction. The **authorityCertIssuer**, **authoritySerialNumber** pair can only be used to provide preference to one certificate over others during path construction.

This extension is always non-critical.

8.2.2.2 Subject key identifier extension

This field identifies the public key being certified. It enables distinct keys used by the same subject to be differentiated (e.g., as key updating occurs). This field is defined as follows:

```
subjectKeyIdentifier  EXTENSION  ::=  {
        SYNTAX                  SubjectKeyIdentifier
        IDENTIFIED BY           id-ce-subjectKeyIdentifier }

SubjectKeyIdentifier  ::=  KeyIdentifier
```

--`,,```,,,,````-`-`,,`,,`,`,,`---

Copyright International Organization for Standardization
Provided by IHS under license with ISO
No reproduction or networking permitted without license from IHS Not for Resale

A key identifier shall be unique with respect to all key identifiers for the subject with which it is used. This extension is always non-critical.

8.2.2.3 Key usage extension

This field identifies the intended usage for which the certificate has been issued. The intended usage may be further constrained by policy. This policy may be stated in a certificate policy definition, a contract, or other specification. However, a policy shall not override the constraint indicated by a **KeyUsage** bit, e.g., a certificate policy could not allow a certificate to be used for digital signature if **KeyUsage** indicated that it could only be used for key agreement.

Setting a specific value of **KeyUsage** in a certificate does not in itself signal for an instance of communication that the communicating parties are acting in accordance with this setting, e.g., when signing a document. Definition of methods by which parties may signal their intent for a specific instance of communication (e.g., commitment to content for that specific instance) is outside the scope of this Directory Specification, but it is anticipated that multiple methods will exist. Although not recommended, it is possible to use the content of the certificate, e.g., certificate policy, to signal the intent of the signing. However, since that signal was made when the certificate was issued by the CA, such use may not meet the requirement that declaring the intent is made at the time of signing by the signer.

More than one bit may be set in an instance of the **keyUsage** extension. The setting of multiple bits shall not change the meaning of each individual bit but shall indicate that the certificate may be used for all of the purposes indicated by the set bits. There may be risks incurred when setting multiple bits. A review of those risks is documented in Annex I.

This field is defined as follows:

```
keyUsage EXTENSION ::= {
        SYNTAX              KeyUsage
        IDENTIFIED BY       id-ce-keyUsage }

KeyUsage ::= BIT STRING {
    digitalSignature        (0),
    contentCommitment       (1),
    keyEncipherment         (2),
    dataEncipherment        (3),
    keyAgreement            (4),
    keyCertSign             (5),
    cRLSign                 (6),
    encipherOnly            (7),
    decipherOnly            (8) }
```

Bits in the **KeyUsage** type are as follows:

a) **digitalSignature**: for verifying digital signatures that are used with an entity authentication service, a data origin authentication service and/or an integrity service;

b) **contentCommitment**: for verifying digital signatures which are intended to signal that the signer is committing to the content being signed. The type of commitment the certificate can be used to support may be further constrained by the CA, e.g., through a certificate policy. The precise type of commitment of the signer e.g., "reviewed and approved" or "with the intent to be bound", may be signalled by the content being signed, e.g., the signed document itself or some additional signed information.

   Since a content commitment signing is considered a digitally signed transaction, the **digitalSignature** bit need not be set in the certificate. If it is set, it does not affect the level of commitment the signer has endowed in the signed content.

   Note that it is not incorrect to refer to this **keyUsage** bit using the identifier **nonRepudiation**. However, the use of this identifier has been deprecated. Regardless of the identifier used, the semantics of this bit are as specified in this Directory Specification;

c) **keyEncipherment**: for enciphering keys or other security information, e.g., for key transport;

d) **dataEncipherment**: for enciphering user data, but not keys or other security information as in c) above;

Copyright International Organization for Standardization
Provided by IHS under license with ISO
No reproduction or networking permitted without license from IHS Not for Resale

e) **keyAgreement**: for use as a public key agreement key;

f) **keyCertSign**: for verifying a CA's signature on certificates.

Since certificate signing is considered a commitment to the content of the certificate by the CA, neither the **digitalSignature** bit nor the **contentCommitment** bit need be set in the certificate. If either (or both) is set, it does not affect the level of commitment the signer has endowed in the signed certificate;

g) **cRLSign**: for verifying an authority's signature on CRLs.

Since CRL signing is considered to be commitment to the content of the CRL by the CRL issuer, neither the **digitalSignature** bit nor the **contentCommitment** bit need be set in the certificate. If either (or both) is set, it does not affect the level of commitment the signer has endowed in the signed CRL;

h) **encipherOnly**: public key agreement key for use only in enciphering data when used with **keyAgreement** bit also set (meaning with other key usage bit set is undefined);

i) **decipherOnly**: public key agreement key for use only in deciphering data when used with **keyAgreement** bit also set (meaning with other key usage bit set is undefined).

Application specifications should indicate which of the **digitalSignature** or **contentCommitment** bits are appropriate for their use. If a signing application has no knowledge of the signer's intent regarding commitment to content, the application shall sign and support that signing with a certificate that has the **digitalSignature** bit set in that certificate's **keyUsage** extension.

Even though a digital signature was verified using a certificate that has only the digitalSignature bit set, other factors external to the verification of the digital signature may also play a role in determining the intent of the signing. Conversely, even though a digital signature was verified using a certificate that has only the contentCommitment bit set, external factors may be used by the signer to disclaim commitment to the signed content.

The bit **keyCertSign** is for use in CA-certificates only. If **KeyUsage** is set to **keyCertSign**, the value of the cA component of the **basicConstraints** extension shall be set to **TRUE**. CAs may also use other defined key usage bits in **KeyUsage**, e.g., **digitalSignature** for providing authentication and integrity of on-line administration transactions.

This extension may, at the option of the certificate issuer, be either critical or non-critical.

If the extension is flagged critical or if the extension is flagged non-critical but the certificate-using system recognizes it, then the certificate shall be used only for a purpose for which the corresponding key usage bit is set to one. If the extension if flagged non-critical and the certificate-using system does not recognize it, then this extension shall be ignored. A bit set to zero indicates that the key is not intended for that purpose. If the extension is present with all bits set to zero, the key is intended for some purpose other than those listed above.

8.2.2.4 Extended key usage extension

This field indicates one or more purposes for which the certified public key may be used, in addition to or in place of the basic purposes indicated in the key usage extension field. This field is defined as follows:

```
extKeyUsage  EXTENSION  ::=  {
        SYNTAX                  SEQUENCE SIZE (1..MAX) OF KeyPurposeId
        IDENTIFIED BY           id-ce-extKeyUsage }

KeyPurposeId  ::=  OBJECT IDENTIFIER
```

A CA may assert any-extended-key-usage by using the **anyExtendedKeyUsage** identifier. This enables a CA to issue a certificate that contains OIDs for extended key usages that may be required by certificate-using applications, without restricting the certificate to only those key usages. If extended key usage would restrict key usage, then the inclusion of this OID removes that restriction.

```
anyExtendedKeyUsage  OBJECT IDENTIFIER  ::= { 2 5 29 37 0 }[S9]
```

Key purposes may be defined by any organization with a need. Object identifiers used to identify key purposes shall be assigned in accordance with ITU-T Rec. X.660 | ISO/IEC 9834-1.

This extension may, at the option of the certificate issuer, be either critical or non-critical.

If the extension is flagged critical, then the certificate shall be used only for one of the purposes indicated.

If the extension is flagged non-critical, then it indicates the intended purpose or purposes of the key, and may be used in finding the correct key/certificate of an entity that has multiple keys/certificates. If this extension is present, and the

Copyright International Organization for Standardization
Provided by IHS under license with ISO
No reproduction or networking permitted without license from IHS Not for Resale

certificate-using system recognizes and processes the **extendedKeyUsage** extension type, then the certificate-using system shall ensure that the certificate shall be used only for one of the purposes indicated. (Using applications may nevertheless require that a particular purpose be indicated in order for the certificate to be acceptable to that application.)

If a certificate contains both a critical key usage field and a critical extended key usage field, then both fields shall be processed independently and the certificate shall only be used for a purpose consistent with both fields. If there is no purpose consistent with both fields, then the certificate shall not be used for any purpose.

This specification defines the following key purpose that can be included in the extended key usage extension. Other purposes that can also be included are defined in other specifications, such as IETF RFC 5280.

```
keyPurposes                OBJECT IDENTIFIER  ::=  {ds 38 1}
```

8.2.2.5 Private key usage period extension

This field indicates the period of use of the private key corresponding to the certified public key. It is applicable only for digital signature keys. This field is defined as follows:

```
privateKeyUsagePeriod  EXTENSION  ::=  {
        SYNTAX                  PrivateKeyUsagePeriod
        IDENTIFIED BY           id-ce-privateKeyUsagePeriod }

PrivateKeyUsagePeriod  ::=  SEQUENCE {
        notBefore       [0]     GeneralizedTime OPTIONAL,
        notAfter        [1]     GeneralizedTime OPTIONAL }
        ( WITH COMPONENTS {..., notBefore PRESENT} |
        WITH COMPONENTS {..., notAfter PRESENT} )
```

The **notBefore** component indicates the earliest date and time at which the private key could be used for signing. If the **notBefore** component is not present, then no information is provided as to when the period of valid use of the private key commences. The **notAfter** component indicates the latest date and time at which the private key could be used for signing. If the **notAfter** component is not present then no information is provided as to when the period of valid use of the private key concludes.

This extension is always non-critical.

NOTE 1 – The period of valid use of the private key may be different from the certified validity of the public key as indicated by the certificate validity period. With digital signature keys, the usage period for the signing private key is typically shorter than that for the verifying public key.

NOTE 2 – If the verifier of a digital signature wants to check that the certificate has not been revoked, for example due to key compromise, up to the time of verification, then a valid certificate will still exist for the public key at verification time. After the certificate(s) for a public key have expired, a signature verifier cannot rely on compromises being notified via CRLs.

8.2.2.6 Certificate policies extension

This field lists certificate policies, recognized by the issuing CA, that apply to the certificate, together with optional qualifier information pertaining to these certificate policies. The list of certificate policies is used in determining the validity of a certification path, as described in clause 10. The optional qualifiers are not used in the certification path processing procedure, but relevant qualifiers are provided as an output of that process to the certificate using application to assist in determining whether a valid path is appropriate for the particular transaction. Typically, different certificate policies will relate to different applications which may use the certified key. The presence of this extension in an end-entity certificate indicates the certificate policies for which this certificate is valid. The presence of this extension in a certificate issued by one CA to another CA indicates the certificate policies for which certification paths containing this certificate may be valid. This field is defined as follows:

```
certificatePolicies EXTENSION ::= {
        SYNTAX                  CertificatePoliciesSyntax
        IDENTIFIED BY           id-ce-certificatePolicies }
```


Copyright International Organization for Standardization
Provided by IHS under license with ISO
No reproduction or networking permitted without license from IHS Not for Resale

```
CertificatePoliciesSyntax ::= SEQUENCE SIZE (1..MAX) OF PolicyInformation

PolicyInformation  ::=  SEQUENCE {
        policyIdentifier            CertPolicyId,
        policyQualifiers            SEQUENCE SIZE (1..MAX) OF
                                            PolicyQualifierInfo OPTIONAL }

CertPolicyId ::= OBJECT IDENTIFIER

PolicyQualifierInfo  ::=  SEQUENCE {
        policyQualifierId           CERT-POLICY-QUALIFIER.&id
                                            ({SupportedPolicyQualifiers}),
        qualifier                   CERT-POLICY-QUALIFIER.&Qualifier
                                            ({SupportedPolicyQualifiers}{@policyQualifierId}) OPTIONAL }

SupportedPolicyQualifiers  CERT-POLICY-QUALIFIER  ::=  { ... }
```

A value of the **PolicyInformation** type identifies and conveys qualifier information for one certificate policy. The component **policyIdentifier** contains an identifier of a certificate policy and the component **policyQualifiers** contains policy qualifier values for that element.

This extension may, at the option of the certificate issuer, be either critical or non-critical.

If the extension is flagged critical, it indicates that the certificate shall only be used for the purpose, and in accordance with the rules implied by one of the indicated certificate policies. The rules of a particular policy may require the certificate-using system to process the qualifier value in a particular way.

If the extension is flagged non-critical, use of this extension does not necessarily constrain use of the certificate to the policies listed. However, a certificate user may require a particular policy to be present in order to use the certificate (see clause 10). Policy qualifiers may, at the option of the certificate user, be processed or ignored.

Certificate policies and certificate policy qualifier types may be defined by any organization with a need. Object identifiers used to identify certificate policies and certificate policy qualifier types shall be assigned in accordance with ITU-T Rec. X.660 | ISO/IEC 9834-1. A CA may assert any-policy by using the **anyPolicy** identifier in order to trust a certificate for all possible policies. Because of the need for identification of this special value to apply regardless of the application or environment, that object identifier is assigned in this Specification. No object identifiers will be assigned in this Specification for specific certificate policies. That assignment is the responsibility of the entity that defines the certificate policy.

```
anyPolicy  OBJECT IDENTIFIER  ::=  { 2 5 29 32 0 }
```

The identifier **anyPolicy** should not have any associated policy qualifiers.

The following ASN.1 object class is used in defining certificate policy qualifier types:

```
CERT-POLICY-QUALIFIER ::= CLASS {
        &id                         OBJECT IDENTIFIER       UNIQUE,
        &Qualifier                                          OPTIONAL }
WITH SYNTAX {
        POLICY-QUALIFIER-ID     &id
        [QUALIFIER-TYPE         &Qualifier] }
```

A definition of a policy qualifier type shall include:

– a statement of the semantics of the possible values; and

--`,,```,,,,````-`-`,,`,,`,`,,`---

Copyright International Organization for Standardization
Provided by IHS under license with ISO
No reproduction or networking permitted without license from IHS Not for Resale

– an indication of whether the qualifier identifier may appear in a certificate policies extension without an accompanying value and, if so, the implied semantics in such a case.

NOTE – A qualifier may be specified as having any ASN.1 type. When the qualifier is anticipated to be used primarily with applications that do not have ASN.1 decoding functions, it is recommended that the type **OCTET STRING** be specified. The ASN.1 **OCTET STRING** value can then convey a qualifier value encoded according to any convention specified by the policy element defining organization.

8.2.2.7 Policy mappings extension

This field, which shall be used in CA-certificates only, allows a certificate issuer to indicate that, for the purposes of the user of a certification path containing this certificate, one of the issuer's certificate policies can be considered equivalent to a different certificate policy used in the subject CA's domain. This field is defined as follows:

```
policyMappings  EXTENSION  ::=  {
        SYNTAX                  PolicyMappingsSyntax
        IDENTIFIED BY           id-ce-policyMappings }

PolicyMappingsSyntax  ::=  SEQUENCE SIZE (1..MAX) OF SEQUENCE {
        issuerDomainPolicy      CertPolicyId,
        subjectDomainPolicy     CertPolicyId }
```

The **issuerDomainPolicy** component indicates a certificate policy that is recognized in the issuing CA's domain and that can be considered equivalent to the certificate policy indicated in the **subjectDomainPolicy** component that is recognized in the subject CA's domain.

Policies shall not be mapped to or from the special value **anyPolicy**.

This extension may, at the option of the certificate issuer, be either critical or non-critical. It is recommended that it be critical, otherwise a certificate user may not correctly interpret the stipulation of the issuing CA.

NOTE 1 – An example of policy mapping is as follows. The U.S. government domain may have a policy called Canadian Trade and the Canadian government may have a policy called U.S. Trade. While the two policies are distinctly identified and defined, there may be an agreement between the two governments to accept certification paths extending cross-border within the rules implied by these policies for relevant purposes.

NOTE 2 – Policy mapping implies significant administrative overheads and the involvement of suitably diligent and authorized personnel in related decision-making. In general, it is preferable to agree upon more global use of common policies than it is to apply policy mapping. In the above example, it would be preferable for the U.S., Canada and Mexico to agree upon a common policy for North American Trade.

NOTE 3 – It is anticipated that policy mapping will be practical only in limited environments in which policy statements are very simple.

8.3 Subject and issuer information extensions

8.3.1 Requirements

The following requirements relate to certificate subject and certificate issuer attributes:

a) Certificates need to be usable by applications that employ a variety of name forms, including Internet electronic mail names, Internet domain names, X.400 originator/recipient addresses, and EDI party names. It is therefore necessary to be able securely to associate multiple names of a variety of name forms with a certificate subject or a certificate or CRL issuer.

b) A certificate user may need securely to know certain identifying information about a subject in order to have confidence that the subject is indeed the person or thing intended. For example, information such as postal address, position in a corporation, or a picture image may be required. Such information may be conveniently represented as directory attributes, but these attributes are not necessarily part of the distinguished name. A certificate field is therefore needed for conveying additional directory attributes beyond those in the distinguished name.

8.3.2 Certificate and CRL extension fields

The following extension fields are defined:

a) *Subject alternative name*;

b) *Issuer alternative name*;

Copyright International Organization for Standardization
Provided by IHS under license with ISO
No reproduction or networking permitted without license from IHS Not for Resale

c) *Subject directory attributes*.

These fields shall be used only as certificate extensions, except for issuer alternative name which may also be used as a CRL extension. As certificate extensions, they may be present in CA-certificates or end-entity certificates.

8.3.2.1 Subject alternative name extension

This field contains one or more alternative names, using any of a variety of name forms, for the entity that is bound by the CA to the certified public key. This field is defined as follows:

```
subjectAltName  EXTENSION  ::=  {
        SYNTAX                  GeneralNames
        IDENTIFIED BY           id-ce-subjectAltName }

GeneralNames  ::=  SEQUENCE SIZE (1..MAX) OF GeneralName

GeneralName ::= CHOICE {
        otherName                       [0]     INSTANCE OF OTHER-NAME,
        rfc822Name                      [1]     IA5String,
        dNSName                         [2]     IA5String,
        x400Address             [3]     ORAddress,
        directoryName                   [4]     Name,
        ediPartyName            [5]     EDIPartyName,
        uniformResourceIdentifier [6]   IA5String,
        iPAddress                       [7]     OCTET STRING,
        registeredID            [8]     OBJECT IDENTIFIER }

OTHER-NAME ::= TYPE-IDENTIFIER

EDIPartyName  ::=  SEQUENCE {
        nameAssigner    [0]     UnboundedDirectoryString OPTIONAL,
        partyName       [1]     UnboundedDirectoryString }
```

The values in the alternatives of the **GeneralName** type are names of various forms as follows:

- **otherName** is a name of any form defined as an instance of the **OTHER-NAME** information object class;
- **rfc822Name** is an Internet electronic mail address defined in accordance with Internet RFC 822;
- **dNSName** is an Internet domain name defined in accordance with Internet RFC 1035;
- **x400Address** is an O/R address defined in accordance with ITU-T Rec. X.411 | ISO/IEC 10021-4;
- **directoryName** is a directory name defined in accordance with ITU-T Rec. X.501 | ISO/IEC 9594-2;
- **ediPartyName** is a name of a form agreed between communicating Electronic Data Interchange partners; the **nameAssigner** component identifies an authority that assigns unique values of names in the **partyName** component;
- **uniformResourceIdentifier** is a Uniform Resource Identifier for the World Wide Web defined in accordance with Internet RFC 1630;
- **iPAddress** is an Internet Protocol address defined in accordance with Internet RFC 791, represented as a binary string.
- **registeredID** is an identifier of any registered object assigned in accordance with ITU-T Rec. X.660 | ISO/IEC 9834-1.

Copyright International Organization for Standardization
Provided by IHS under license with ISO
No reproduction or networking permitted without license from IHS Not for Resale

For every name form used in the **GeneralName** type, there shall be a name registration system that ensures that any name used unambiguously identifies one entity to both certificate issuer and certificate users.

This extension may, at the option of the certificate issuer, be either critical or non-critical. An implementation which supports this extension is not required to be able to process all name forms. If the extension is flagged critical, at least one of the name forms that is present shall be recognized and processed, otherwise the certificate shall be considered invalid. Apart from the preceding restriction, a certificate-using system is permitted to ignore any name with an unrecognized or unsupported name form. It is recommended that, provided the subject field of the certificate contains a directory name that unambiguously identifies the subject, this field be flagged non-critical.

NOTE 1 – Use of the **TYPE-IDENTIFIER** class is described in Annexes A and C of ITU-T Rec. X.681 | ISO/IEC 8824-2.

NOTE 2 – If this extension field is present and is flagged critical, the **subject** field of the certificate may contain a null name (e.g., a sequence of zero relative distinguished names) in which case the subject is identified only by the name or names in this extension.

8.3.2.2 Issuer alternative name extension

This field contains one or more alternative names, using any of a variety of name forms, for the certificate or CRL issuer. This field is defined as follows:

```
issuerAltName EXTENSION ::= {
        SYNTAX              GeneralNames
        IDENTIFIED BY       id-ce-issuerAltName }
```

This extension may, at the option of the certificate or CRL issuer, be either critical or non-critical. An implementation which supports this extension is not required to be able to process all name forms. If the extension is flagged critical, at least one of the name forms that are present shall be recognized and processed, otherwise the certificate or CRL shall be considered invalid. Apart from the preceding restriction, a certificate-using system is permitted to ignore any name with an unrecognized or unsupported name form. It is recommended that, provided the issuer field of the certificate or CRL contains a directory name that unambiguously identifies the issuing authority, this field be flagged non-critical.

NOTE – If this extension field is present and is flagged critical, the **issuer** field of the certificate or CRL may contain a null name (e.g., a sequence of zero relative distinguished names) in which case the issuer is identified only by the name or names in this extension.

8.3.2.3 Subject directory attributes extension

This field conveys any desired Directory attribute values for the subject of the certificate. This field is defined as follows:

```
subjectDirectoryAttributes  EXTENSION  ::=  {
        SYNTAX              AttributesSyntax
        IDENTIFIED BY       id-ce-subjectDirectoryAttributes }

AttributesSyntax  ::=  SEQUENCE SIZE (1..MAX) OF Attribute
```

This extension may, at the option of the certificate issuer, be either critical or non-critical. A certificate using system processing this extension is not required to understand all attribute types included in the extension. If the extension is flagged critical, at least one of the attribute types contained in the extension shall be understood for the certificate to be accepted. If the extension is flagged critical and none of the contained attribute types is understood, the certificate shall be rejected.

If this extension is present in a public-key certificate, some of the extensions defined in clause 15 may also be present.

8.4 Certification path constraint extensions

8.4.1 Requirements

For certification path processing:

a) End-entity certificates need to be distinguishable from CA-certificates, to protect against end-entities establishing themselves as CAs without authorization. It also needs to be possible for a CA to limit the length of a subsequent chain resulting from a certified subject CA, e.g., to no more than one more certificate or no more than two more certificates.

--`,,```,,,,````-`-`,,`,,`,`,,`---

Copyright International Organization for Standardization
Provided by IHS under license with ISO
No reproduction or networking permitted without license from IHS Not for Resale

b) A CA needs to be able to specify constraints which allow a certificate user to check that less-trusted CAs in a certification path (i.e., CAs further down the certification path from the CA with whose public key the certificate user starts) are not violating their trust by issuing certificates to subjects in an inappropriate name space. Adherence to these constraints needs to be automatically checkable by the certificate user.

c) Certification path processing needs to be implementable in an automated, self-contained module. This is necessary to permit trusted hardware or software modules to be implemented which perform the certification path processing functions.

d) It should be possible to implement certification path processing without depending upon real-time interactions with the local user.

e) It should be possible to implement certification path processing without depending upon the use of trusted local databases of policy-description information. (Some trusted local information – an initial public key, at least – is needed for certification path processing but the amount of such information should be minimized.)

f) Certification paths need to operate in environments in which multiple certificate policies are recognized. A CA needs to be able to stipulate which CAs in other domains it trusts and for which purposes. Chaining through multiple policy domains needs to be supported.

g) Complete flexibility in trust models is required. A strict hierarchical model which is adequate for a single organization is not adequate when considering the needs of multiple interconnected enterprises. Flexibility is required in selection of the first trusted CA in a certification path. In particular, it should be possible to require that the certification path start in the local security domain of the public-key user system.

h) Naming structures should not be constrained by the need to use names in certificates, i.e., Directory name structures considered natural for organizations or geographical areas shall not need adjustment in order to accommodate certification authority requirements.

i) Certificate extension fields need to be backward-compatible with the unconstrained certification path approach system as specified in earlier editions of ITU-T Rec. X.509 | ISO/IEC 9594-8.

j) A CA needs to be able to inhibit use of policy mapping and to require explicit certificate policy identifiers to be present in subsequent certificates in a certification path.

NOTE – In any certificate-using system, processing of a certification path requires an appropriate level of assurance. This Directory Specification defines functions that may be used in implementations that are required to conform to specific assurance statements. For example, an assurance requirement could state that certification path processing shall be protected from subversion of the process (such as software-tampering or data modification). The level of assurance should be commensurate with business risk. For example:

– processing internal to an appropriate cryptographic module may be required for public keys used to validate high value funds transfer; whereas

– processing in software may be appropriate for home banking balance inquiries.

Consequently, certification path processing functions should be suitable for implementation in hardware cryptographic modules or cryptographic tokens as one option.

k) A CA needs to be able to prevent the special value any-policy from being considered a valid policy in subsequent certificates in a certification path.

8.4.2 Certificate extension fields

The following extension fields are defined:

a) *Basic constraints*;

b) *Name constraints*;

c) *Policy constraints*;

d) *Inhibit any policy*.

These extension fields shall be used only as certificate extensions. Name constraints and policy constraints shall be used only in CA-certificates; basic constraints may also be used in end-entity certificates. Examples of the use of these extensions are given in Annex G.

8.4.2.1 Basic constraints extension

This field indicates if the subject may act as a CA, with the certified public key being used to verify certificate signatures. If so, a certification path length constraint may also be specified. This field is defined as follows:

```
basicConstraints EXTENSION ::= {
```

--`,,```,,,,````-`-`,,`,,`,`,,`---

Copyright International Organization for Standardization
Provided by IHS under license with ISO
No reproduction or networking permitted without license from IHS Not for Resale

SYNTAX **BasicConstraintsSyntax**

IDENTIFIED BY **id-ce-basicConstraints }**

BasicConstraintsSyntax ::= SEQUENCE {

cA **BOOLEAN DEFAULT FALSE,**

pathLenConstraint **INTEGER (0..MAX) OPTIONAL }**

The **cA** component indicates if the certified public key may be used to verify certificate signatures.

The **pathLenConstraint** component shall be present only if **cA** is set to **TRUE**. It gives the maximum number of CA-certificates that may follow this certificate in a certification path. Value 0 indicates that the subject of this certificate may issue certificates only to end-entities and not to further CAs. If no **pathLenConstraint** field appears in any certificate of a certification path, there is no limit to the allowed length of the certification path. The constraint takes effect beginning with the next certificate in the path. The constraint restricts the length of the segment of the certification path between the certificate containing this extension and the end-entity certificate. It has no impact on the number of CA-certificates in the certification path between the trust anchor and the certificate containing this extension. Therefore, the length of a complete certification path may exceed the maximum length of the segment constrained by this extension. The constraint controls the number of non self-issued CA certificates between the CA certificate containing the constraint and the end-entity certificate. Therefore, the total length of this segment of the path, excluding self-issued certificates, may exceed the value of the constraint by as many as two certificates. (This includes the certificates at the two endpoints of the segment plus the CA certificates between the two endpoints that are constrained by the value of this extension.)

This extension may, at the option of the certificate issuer, be either critical or non-critical. It is recommended that it be flagged critical, otherwise, an entity which is not authorized to be a CA may issue certificates and a certificate-using system may unwittingly use such a certificate.

If this extension is present and is flagged critical, or is flagged non-critical but is recognized by the certificate-using system, then:

- if the value of **cA** is not set to **TRUE** then the certified public key shall not be used to verify a certificate signature;
- if the value of **cA** is set to **TRUE** and **pathLenConstraint** is present then the certificate-using system shall check that the certification path being processed is consistent with the value of **pathLenConstraint**.

NOTE 1 – If this extension is not present, or is flagged non-critical and is not recognized by a certificate-using system, then the certificate is to be considered an end-entity certificate and cannot be used to verify certificate signatures.

NOTE 2 – To constrain a certificate subject to being only an end entity, i.e., not a CA, the issuer can include this extension field containing only an empty **SEQUENCE** value.

8.4.2.2 Name constraints extension

This field, which shall be used only in a CA certificate, indicates one or more name forms which have constraints placed upon their name spaces, and in which all subject names in the same name form in subsequent certificates in a certification path must be located. If this extension is absent, then no constraints are placed on any name form. If this extension is present but a name form is not included in the extension, then no constraints are imposed on that name form.

NOTE 1 – Because there can be an unbounded set of **registeredID** name forms, then in general it is not possible to constrain every possible name form of subject names with this extension.

This field is defined as follows:

nameConstraints EXTENSION ::= {

SYNTAX **NameConstraintsSyntax**

IDENTIFIED BY **id-ce-nameConstraints }**

NameConstraintsSyntax ::= SEQUENCE {

permittedSubtrees **[0]** **GeneralSubtrees OPTIONAL,**

excludedSubtrees **[1]** **GeneralSubtrees OPTIONAL }**

(ALL EXCEPT ({ *-- none; at least one component shall be present --* **}))**

Copyright International Organization for Standardization
Provided by IHS under license with ISO
No reproduction or networking permitted without license from IHS Not for Resale

```
GeneralSubtrees ::= SEQUENCE SIZE (1..MAX) OF GeneralSubtree

GeneralSubtree ::= SEQUENCE {
        base                            GeneralName,
        minimum                 [0]     BaseDistance DEFAULT 0,
        maximum                 [1]     BaseDistance OPTIONAL }

BaseDistance ::= INTEGER (0..MAX)
```

At least one of **permittedSubtrees** and **excludedSubtrees** shall be present.

If present, the **permittedSubtrees** component specifies one or more subtrees, for one or more name forms, within which subject names in acceptable certificates shall be contained. If present, the **excludedSubtrees** component specifies one or more subtrees for one or more name forms within which subject names in acceptable certificates shall not be contained. Subject names that are compared against specified subtrees include those present in both the **subject** field and the **subjectAltNames** extension of a certificate. Each subtree is defined by the name of the root of the subtree, the **base** component, and, optionally, within that subtree, an area that is bounded by upper and/or lower levels.

The **minimum** field specifies the upper bound of the area within the subtree. All names whose final name component is above the level specified are not contained within the area. A value of **minimum** equal to zero (the default) corresponds to the base, i.e., the top node of the subtree. For example, if **minimum** is set to one, then the subtree excludes the base node but includes subordinate nodes.

The **maximum** field specifies the lower bound of the area within the subtree. All names whose last component is below the level specified are not contained within the area. A value of **maximum** of zero corresponds to the base, i.e., the top of the subtree. An absent **maximum** component indicates that no lower limit should be imposed on the area within the subtree. For example, if **maximum** is set to one, then the subtree excludes all nodes except the subtree base and its immediate subordinates.

The set of all **permittedSubtrees** and **excludedSubtrees** for a name form together comprise the constrained name space for the name form. All subject names, in certificates issued by the subject CA and subsequent CAs in a certification path, which are of a constrained name form, shall be located in the constrained name space for the certificate to be acceptable.

permittedSubtrees, if present, specifies the subtrees within which all the subject names that are of a constrained name form shall lie, for the certificate to be acceptable. If **excludedSubtrees** is present, any certificate issued by the subject CA or subsequent CAs in the certification path that has a subject name within these subtrees is unacceptable. If both **permittedSubtrees** and **excludedSubtrees** are present for a name form and the name spaces overlap, the exclusion statement takes precedence.

If none of the name forms of the subject name in the certificate is constrained by this extension, the certificate is acceptable.

In some situations, more than one certificate may need to be issued to satisfy the name constraints requirements. Annex G illustrates two of these situations. For example, if names constraints are defined for multiple name forms, but a certificate needs to meet the name constraints for only one of the name forms (logical OR on constraints), then multiple certificates should be issued, each constraining a single name form.

Of the name forms available through the **GeneralName** type, only those name forms that have a well-defined hierarchical structure may be used in these fields.

The **directoryName** name form satisfies this requirement; when using this name form a naming subtree corresponds to a DIT subtree. A **certificate** is considered subordinate to the **base** (and therefore a candidate to be within the subtree) if the **SEQUENCE** of **RDN**s, which forms the full DN in **base**, is identical to the initial **SEQUENCE** of the same number of **RDN**s which forms the first part of the DN of the subject (in the **subject** field or **directoryName** of **subjectAltNames** extension) of the **certificate**. The **DN** of the subject of the **certificate** may have additional trailing **RDN**s in its sequence that do not appear in the DN in **base**. The **distinguishedNameMatch** matching rule is used to compare the value of **base** with the initial sequence of **RDN**s in the DN of the subject of the certificate.

Conformant implementations are not required to recognize all possible name forms. If the extension is flagged critical and a certificate-using implementation does not recognize a name form used in any **base** component, the certificate shall be handled as if an unrecognized critical extension had been encountered. If the extension is flagged non-critical and a certificate-using implementation does not recognize a name form used in any **base** component, then that subtree may be ignored.

Copyright International Organization for Standardization
Provided by IHS under license with ISO
No reproduction or networking permitted without license from IHS Not for Resale

NOTE 2 – When testing certificate subject names for consistency with a name constraint, names in non-critical subject alternative name extensions shall be processed, not ignored.

This extension may, at the option of the certificate issuer, be either critical or non-critical. It is recommended that it be flagged critical; otherwise, a certificate user may not check that subsequent certificates in a certification path are located in the constrained name spaces intended by the issuing CA.

If this extension is present and is flagged critical, then a certificate-using system shall check that the certification path being processed is consistent with the value in this extension.

Annex G contains examples of use of the name constraints extension.

8.4.2.3 Policy constraints extension

This field specifies constraints which may require explicit certificate policy identification or inhibit policy mapping for the remainder of the certification path. This field is defined as follows:

```
policyConstraints  EXTENSION  ::=  {
        SYNTAX                  PolicyConstraintsSyntax
        IDENTIFIED BY           id-ce-policyConstraints }

PolicyConstraintsSyntax  ::=  SEQUENCE {
        requireExplicitPolicy [0]     SkipCerts OPTIONAL,
        inhibitPolicyMapping [1]      SkipCerts OPTIONAL }

SkipCerts ::= INTEGER (0..MAX)
```

If the **requireExplicitPolicy** component is present, and the certification path includes a certificate issued by a nominated CA, it is necessary for all certificates in the path to contain, in the certificate policies extension, an acceptable policy identifier. An acceptable policy identifier is the identifier of a certificate policy required by the user of the certification path, the identifier of a policy which has been declared equivalent to one of these policies through policy mapping, or *any-policy*. The nominated CA is either the issuer CA of the certificate containing this extension (if the value of **requireExplicitPolicy** is 0) or a CA which is the issuer of a subsequent certificate in the certification path (as indicated by a non-zero value).

If the **inhibitPolicyMapping** component is present, it indicates that, in all certificates starting from a nominated CA in the certification path until the end of the certification path, policy mapping is not permitted. The nominated CA is either the subject CA of the certificate containing this extension (if the value of **inhibitPolicyMapping** is 0) or a CA which is the subject of a subsequent certificate in the certification path (as indicated by a non-zero value).

A value of type **SkipCerts** indicates the number of certificates in the certification path to skip before a constraint becomes effective.

This extension may, at the option of the certificate issuer, be either critical or non-critical. It is recommended that it be flagged critical; otherwise, a certificate user may not correctly interpret the stipulation of the issuing CA.

8.4.2.4 Inhibit any policy extension

This field specifies a constraint that indicates *any-policy* is not considered an explicit match for other certificate policies for all non-self-issued certificates in the certification path starting with a nominated CA. The nominated CA is either the subject CA of the certificate containing this extension (if the value of **inhibitAnyPolicy** is 0) or a CA which is the subject of a subsequent certificate in the certification path (as indicated by a non-zero value).

```
inhibitAnyPolicy  EXTENSION  ::=  {
        SYNTAX                  SkipCerts
        IDENTIFIED BY           id-ce-inhibitAnyPolicy }
```

This extension may, at the option of the certificate issuer, be either critical or non-critical. It is recommended that it be critical, otherwise a certificate user may not correctly interpret the stipulation of the issuing CA.

Copyright International Organization for Standardization
Provided by IHS under license with ISO
No reproduction or networking permitted without license from IHS Not for Resale

8.5 Basic CRL extensions

8.5.1 Requirements

The following requirements relate to CRLs:

a) Certificate users need to be able to track all CRLs issued from a CRL issuer or CRL distribution point (see 8.6) and be able to detect a missing CRL in the sequence. CRL sequence numbers are therefore required.

b) Some CRL users may wish to respond differently to a revocation, depending upon the reason for the revocation. There is therefore a requirement for a CRL entry to indicate the reason for revocation.

c) There is a requirement for an authority to be able to temporarily suspend validity of a certificate and subsequently either revoke or reinstate it. Possible reasons for such an action include:

   – desire to reduce liability for erroneous revocation when a revocation request is unauthenticated and there is inadequate information to determine whether it is valid;

   – other business needs, such as temporarily disabling the certificate of an entity pending an audit or investigation.

d) A CRL contains, for each revoked certificate, the date when the authority posted the revocation. Further information may be known as to when an actual or suspected key compromise occurred, and this information may be valuable to a certificate user. The revocation date is insufficient to solve some disputes because, assuming the worst, all signatures issued during the validity period of the certificate have to be considered invalid. However, it may be important for a user that a signed document be recognized as valid even though the key used to sign the message was compromised after the signature was produced. To assist in solving this problem, a CRL entry can include a second date which indicates when it was known or suspected that the private key was compromised.

e) Certificate users need to be able to determine, from the CRL itself, additional information including the scope of certificates covered by this list, the ordering of revocation notices, and which stream of CRLs the CRL number is unique within.

f) Issuers need the ability dynamically to change the partitioning of CRLs and to refer certificate users to the new location for relevant CRLs if the partitioning changes.

g) Delta CRLs may also be available that update a given base CRL. Certificate users need to be able to determine, from a given CRL, whether delta CRLs are available, where they are located and when the next delta CRL will be issued.

h) In addition to CRLs publishing notification that certificates have been revoked, there is a requirement to publish notification that certificates will be revoked as of a specified date and time in the future.

i) There is a requirement to provide more efficient ways to indicate in a CRL that a set of certificates has been revoked.

8.5.2 CRL and CRL entry extension fields

The following extension fields are defined:

a) *CRL number*;

b) *Reason code*;

c) *Hold instruction code*;

d) *Invalidity date*;

e) *CRL scope*;

f) *Status referral*;

g) *CRL stream identifier*;

h) *Ordered list*;

i) *Delta information*.

The CRL number, CRL scope, status referral, CRL stream identifier, ordered list and delta information shall be used only as a CRL extension field and the other fields shall be used only as CRL entry extension fields.

Copyright International Organization for Standardization
Provided by IHS under license with ISO
No reproduction or networking permitted without license from IHS Not for Resale

8.5.2.1 CRL number extension

This CRL extension field conveys a monotonically increasing sequence number for each CRL issued by a given CRL issuer through a given authority directory attribute or CRL distribution point. It allows a CRL user to detect whether CRLs issued prior to the one being processed were also seen and processed. This field is defined as follows:

```
cRLNumber EXTENSION ::= {
        SYNTAX                  CRLNumber
        IDENTIFIED BY           id-ce-cRLNumber }

CRLNumber ::= INTEGER (0..MAX)
```

This extension is always non-critical.

8.5.2.2 Reason code extension

This CRL entry extension field identifies a reason for the certificate revocation. The reason code may be used by applications to decide, based on local policy, how to react to posted revocations. This field is defined as follows:

```
reasonCode  EXTENSION ::= {
        SYNTAX                  CRLReason
        IDENTIFIED BY           id-ce-reasonCode }

CRLReason ::= ENUMERATED {
        unspecified             (0),
        keyCompromise           (1),
        cACompromise                (2),
        affiliationChanged      (3),
        superseded              (4),
        cessationOfOperation    (5),
        certificateHold             (6),
        removeFromCRL               (8),
        privilegeWithdrawn      (9),
        aaCompromise                (10) }
```

The following reason code values indicate why a certificate was revoked:

- **unspecified** can be used to revoke certificates for reasons other than the specific codes;
- **keyCompromise** is used in revoking an end-entity certificate; it indicates that it is known or suspected that the subject's private key, or other aspects of the subject validated in the certificate, have been compromised;
- **cACompromise** is used in revoking a CA-certificate; it indicates that it is known or suspected that the subject's private key, or other aspects of the subject validated in the certificate, have been compromised;
- **affiliationChanged** indicates that the subject's name or other information in the certificate has been modified but there is no cause to suspect that the private key has been compromised;
- **superseded** indicates that the certificate has been superseded but there is no cause to suspect that the private key has been compromised;
- **cessationOfOperation** indicates that the certificate is no longer needed for the purpose for which it was issued but there is no cause to suspect that the private key has been compromised;
- **privilegeWithdrawn** indicates that a certificate (public-key or attribute certificate) was revoked because a privilege contained within that certificate has been withdrawn;

Copyright International Organization for Standardization
Provided by IHS under license with ISO
No reproduction or networking permitted without license from IHS Not for Resale

– **aACompromise** indicates that it is known or suspected that aspects of the AA validated in the attribute certificate, have been compromised.

A certificate may be placed on hold by issuing a CRL entry with a reason code of **certificateHold**. The certificate hold notice may include an optional hold instruction code to convey additional information to certificate users (see 8.5.2.3). Once a hold has been issued, it may be handled in one of three ways:

a) it may remain on the CRL with no further action, causing users to reject transactions issued during the hold period; or,

b) it may be replaced by a (final) revocation for the same certificate, in which case the reason shall be one of the standard reasons for revocation, the revocation date shall be the date the certificate was placed on hold, and the optional instruction code extension field shall not appear; or,

c) it may be explicitly released and the entry removed from the CRL.

The **removeFromCRL** reason code is for use with delta-CRLs (see 8.6) only and indicates that an existing CRL entry should now be removed owing to certificate expiration or hold release. An entry with this reason code shall be used in delta-CRLs for which the corresponding base CRL or any subsequent (delta or complete for scope) CRL contains an entry for the same certificate with reason code **certificateHold**.

This extension is always non-critical.

8.5.2.3 Hold instruction code extension

This CRL entry extension field provides for inclusion of a registered instruction identifier to indicate the action to be taken on encountering a held certificate. It is applicable only in an entry having a **certificateHold** reason code. This field is defined as follows:

```
holdInstructionCode  EXTENSION  ::= {
        SYNTAX                  HoldInstruction
        IDENTIFIED BY           id-ce-instructionCode }

HoldInstruction  ::=  OBJECT IDENTIFIER
```

This extension is always non-critical. No standard hold instruction codes are defined in this Directory Specification.

NOTE – Examples of hold instructions might be "please communicate with the CA" or "repossess the user's token".

8.5.2.4 Invalidity date extension

This CRL entry extension field indicates the date at which it is known or suspected that the private key was compromised or that the certificate should otherwise be considered invalid. This date may be earlier than the revocation date in the CRL entry, which is the date at which the authority processed the revocation. This field is defined as follows:

```
invalidityDate EXTENSION  ::= {
        SYNTAX                  GeneralizedTime
        IDENTIFIED BY           id-ce-invalidityDate }
```

This extension is always non-critical.

NOTE 1 – The date in this extension is not, by itself, sufficient for non-repudiation purposes. For example, this date may be a date advised by the private key holder, and it is possible for such a person fraudulently to claim that a key was compromised some time in the past, in order to repudiate a validly-generated signature.

NOTE 2 – When a revocation is first posted by an authority in a CRL, the invalidity date may precede the date of issue of earlier CRLs. The revocation date should not precede the date of issue of earlier CRLs.

8.5.2.5 CRL scope extension

NOTE – Use of the CRL scope extension is deprecated.

The scope of a CRL is indicated within that CRL using the following CRL extension. In order to prevent a CRL substitution attack against an application that does not support the scope extension, the scope extension, if present, shall be marked critical.

This extension may be used to provide scope statements of various CRL types including:

– simple CRLs that provide revocation information about certificates issued by a single authority;

Copyright International Organization for Standardization
Provided by IHS under license with ISO
No reproduction or networking permitted without license from IHS
Not for Resale

– indirect CRLs that provide revocation information about certificates issued by multiple authorities;
– delta-CRLs that update previously issued revocation information;
– indirect delta-CRLs that provide revocation information that updates multiple base CRLs issued by a single authority or by multiple authorities.

```
crlScope EXTENSION ::= {
        SYNTAX                  CRLScopeSyntax
        IDENTIFIED BY           id-ce-cRLScope }

CRLScopeSyntax ::= SEQUENCE SIZE (1..MAX) OF PerAuthorityScope

PerAuthorityScope ::= SEQUENCE {
        authorityName                   [0]     GeneralName OPTIONAL,
        distributionPoint               [1]     DistributionPointName OPTIONAL,
        onlyContains            [2]     OnlyCertificateTypes OPTIONAL,
        onlySomeReasons         [4]     ReasonFlags OPTIONAL,
        serialNumberRange       [5]     NumberRange OPTIONAL,
        subjectKeyIdRange       [6]     NumberRange OPTIONAL,
        nameSubtrees            [7]     GeneralNames OPTIONAL,
        baseRevocationInfo      [9]     BaseRevocationInfo OPTIONAL }

OnlyCertificateTypes ::= BIT STRING {
        user            (0),
        authority       (1),
        attribute       (2) }

NumberRange ::= SEQUENCE {
        startingNumber          [0]     INTEGER OPTIONAL,
        endingNumber            [1]     INTEGER OPTIONAL,
        modulus                         INTEGER OPTIONAL }

BaseRevocationInfo ::= SEQUENCE {
        cRLStreamIdentifier [0]     CRLStreamIdentifier OPTIONAL,
        cRLNumber               [1]     CRLNumber,
        baseThisUpdate          [2]     GeneralizedTime }
```

If the CRL is an indirect CRL that provides revocation status information for multiple authorities, the extension will include multiple **PerAuthorityScope** constructs, one or more for each of the authorities for which revocation information is included. Each instance of **PerAuthorityScope** that relates to an authority other than that issuing this CRL shall contain the **authorityName** component. If the CRL is a dCRL that provides delta revocation status information for multiple base CRLs issued by a single authority, the extension will include multiple **PerAuthorityScope** constructs, one for each of the base CRLs for which this dCRL provides updates. Even though there would be multiple instances of the **PerAuthorityScope** construct, the value of the **authorityName** component, if present, would be the same for all instances.

If the CRL is an indirect dCRL that provides delta revocation status information for multiple base CRLs issued by multiple authorities, the extension will include multiple **PerAuthorityScope** constructs, one for each of the base CRLs

Copyright International Organization for Standardization
Provided by IHS under license with ISO
No reproduction or networking permitted without license from IHS Not for Resale

for which this dCRL provides updates. Each instance of **PerAuthorityScope** that relates to an authority other than that issuing this indirect dCRL shall include the **authorityName** component.

For each instance of **PerAuthorityScope** present in the extension, the fields are used as follows. Note that in the case of indirect CRLs and indirect dCRLs, each instance of **PerAuthorityScope** may contain different combinations of these fields and different values.

The **authorityName** field, if present, identifies the authority that issued the certificates for which revocation information is provided. If **authorityName** is omitted, it defaults to the CRL issuer name.

The **distributionPoint** field, if present, is used as described in the **issuingDistributionPoint** extension.

The **onlyContains** field, if present, indicates the type(s) of certificates for which the CRL contains revocation status information. If this field is absent, the CRL contains information about all certificate types.

The **onlySomeReasons** field, if present, is used as described in the **issuingDistributionPoint** extension.

The **serialNumberRange** element, if present, is used as follows. When a modulus value is present, the serial number is reduced modulo the given value before checking for presence in the range. Then, a certificate with a (reduced) serial number is considered to be within the scope of the CRL if it is:

- equal to or greater than **startingNumber**, and less than **endingNumber**, where both are present; or
- equal to or greater than **startingNumber**, when **endingNumber** is not present; or
- less than **endingNumber** when **startingNumber** is not present.

The **subjectKeyIdRange** element, if present, is interpreted the same as **serialNumberRange**, except that the number used is the value in the certificate's **subjectKeyIdentifier** extension. The DER encoding of the **BIT STRING** (omitting the tag, length and unused bits octet) is to be regarded as the value of the DER encoding of an **INTEGER**. If bit 0 of the **BIT STRING** is set, then an additional zero octet should be prepended to ensure the resulting encoding represents a positive **INTEGER**. e.g.:

03 02 01 f7 (represents bits 0-6 set)

maps to

02 02 00 f7 (i.e. decimal 247)

The **nameSubtrees** field, if present, uses the same conventions for name forms as specified in the **nameConstraints** extension.

The **baseRevocationInfo** field, if present, indicates that the CRL is a dCRL with respect to the certificates covered by that **PerAuthorityScope** construct. Use of the **crlScope** extension to identify a CRL as a dCRL differs from use of the **deltaCRLIdentifier** extension in the following way. In the **crlScope** case, the information in the **baseRevocationInfo** component indicates the point in time from which the CRL containing this extension provides updates. Although this is done by referencing a CRL, the referenced CRL may or may not be one that is complete for the applicable scope, whereas the **deltaCRLIdentifier** extension references an issued CRL that is complete for the applicable scope. However, the updated information provided in a dCRL containing the **crlScope** extension are updates to the revocation information that is complete for the applicable scope regardless of whether or not the CRL referenced in **baseRevocationInfo** was actually issued as one that is complete for that same scope. This mechanism provides more flexibility than the **deltaCRLIndicator** extension since users can be constructing full CRLs locally and be constructing based on time rather than issuance of base CRLs that are complete for the applicable scope. In both cases, a dCRL always provides updates to revocation status for certificates within a given scope since a specific point in time. However, in the **deltaCRLIndicator** case, that point in time shall be one for which a CRL that is complete for that scope was issued and referenced. In the **crlScope** case, that point in time may be one for which the referenced CRL that was issued may or may not be one that is complete for that scope.

Depending on the policy of the responsible authority, several dCRLs may be published before a new base CRL is published. dCRLs containing the **crlScope** extension to reference their building point need not necessarily reference the **cRLNumber** of the most recently issued base CRL in the **BaseRevocationInfo** field. However, the **cRLNumber** referenced in the **BaseRevocationInfo** field of a dCRL shall be less than or equal to the **cRLNumber** of the most recently issued CRL that is complete for the applicable scope.

Note that the **issuingDistributionPoint** extension and **crlScope** extension can conflict with each other and are not intended to be used together. However, if the CRL contains both an **issuingDistributionPoint** extension and a **crlScope** extension, then a public-key certificate falls within the scope of the CRL if and only if it meets the criteria of both extensions. If the CRL contains an **AAissuingDistributionPoint** extension, but does not contain an **issuingDistributionPoint** or **crlScope** extension, then the scope does not include public-key certificates. If the CRL does not contain an **issuingDistributionPoint**, **AAissuingDistributionPoint**, or **crlScope** extension, then the scope is

Copyright International Organization for Standardization
Provided by IHS under license with ISO
No reproduction or networking permitted without license from IHS Not for Resale

the entire scope of the authority, and the CRL may be used for any certificate from that authority. Similarly, the **AAissuingDistributionPoint** extension and **crlScope** extension can conflict with each other and are not intended to be used together. However, if the CRL contains both an **AAissuingDistributionPoint** extension and a **crlScope** extension, then an attribute certificate falls within the scope of the CRL if and only if it meets the criteria of both extensions. If the CRL contains an **issuingDistributionPoint** extension, but does not contain an **AAissuingDistributionPoint** or **crlScope** extension, then the scope does not include attribute certificates. If the CRL does not contain an **issuingDistributionPoint**, **AAissuingDistributionPoint**, or **crlScope** extension, then the scope is the entire scope of the authority, and the CRL may be used for any certificate from that authority.

When a certificate-using system uses a CRL that contains a **crlScope** extension to check the status of a certificate, it should check that the certificate and reason codes of interest fall within the scope of the CRL as defined by the **crlScope** extension, as follows:

a) The certificate-using system shall check that the certificate falls within the scope indicated by the intersection of the **serialNumberRange**, **subjectKeyIdRange**, and **nameSubtrees** scopes, and is consistent with **distributionPoint**, and **onlyContains** if present, for the relevant **PerAuthorityScope** construct.

b) If the CRL contains an **onlySomeReasons** component in the **crlScope** extension, then the certificate-using system shall check that the reason codes covered by this CRL are adequate for purposes of the application. If not, additional CRLs may be required. Note that if the CRL contains both a **crlScope** extension and an **issuingDistributionPoint** extension, and both contain an **onlySomeReasons** component, then only those reason codes included in the **onlySomeReasons** components of both extensions are covered by this CRL.

8.5.2.6 Status referral extension

This CRL extension is for use within the CRL structure as a means to convey information about revocation notices to certificate users. As such, it would be present in a CRL structure that itself contains no certificate revocation notices. A CRL structure containing this extension shall not be used by certificate users or relying parties as a source of revocation notices, but rather as a tool to ensure that the appropriate revocation information is used. Any CRL containing this extension shall not be used as the source for a relying party to check revocation status of any certificate. Rather, a CRL containing this extension may be used by a relying party as an additional tool to locate the appropriate CRLs for checking revocation status.

This extension serves two primary functions:

– This extension provides a mechanism to publish a trusted "list of CRLs" including all the relevant information to aid relying parties in determining whether they have sufficient revocation information for their needs. For example, an authority may issue a new, authenticated CRL list periodically, typically with a relatively high reissue frequency (in comparison with other CRL reissue frequencies). The list might include a last-update time/date for every referenced CRL. A certificate user, on obtaining this list, can quickly determine if cached copies of CRLs are still up-to-date. This may eliminate unnecessary retrieval of CRLs. Furthermore, by using this mechanism, certificate users become aware of CRLs issued by the authority between its usual update cycles, thereby improving the timeliness of the CRL system;

– This extension also provides a mechanism to redirect a relying party from a preliminary location (e.g., one pointed to in a CRL distribution point extension, or the directory entry of the issuing authority) to a different location for revocation information. This feature enables authorities to modify the CRL partitioning scheme they use without impacting existing certificates or certificate users. To achieve this, the authority would include each new location and the scope of the CRL that would be found at that location. The relying party would compare the certificate of interest with the scope statements and follow the pointer to the appropriate new location for revocation information relevant to that certificate they are validating.

The extension is itself extensible and in future other non-CRL based revocation schemes may also be referred to, using this extension.

```
statusReferrals  EXTENSION  ::=  {
        SYNTAX                  StatusReferrals
        IDENTIFIED BY           id-ce-statusReferrals }

StatusReferrals  ::=  SEQUENCE SIZE (1..MAX) OF StatusReferral
```


--`,,```,,,,````-`-`,,`,,`,`,,`---

Copyright International Organization for Standardization
Provided by IHS under license with ISO
No reproduction or networking permitted without license from IHS Not for Resale

```
StatusReferral ::= CHOICE {
        cRLReferral             [0]     CRLReferral,
        otherReferral           [1]     INSTANCE OF OTHER-REFERRAL }

CRLReferral ::= SEQUENCE {
        issuer                  [0]     GeneralName OPTIONAL,
        location                        [1]     GeneralName OPTIONAL,
        deltaRefInfo            [2]     DeltaRefInfo OPTIONAL,
        cRLScope                        CRLScopeSyntax,
        lastUpdate              [3]     GeneralizedTime OPTIONAL,
        lastChangedCRL          [4]     GeneralizedTime OPTIONAL}

DeltaRefInfo ::= SEQUENCE {
        deltaLocation           GeneralName,
        lastDelta                       GeneralizedTime OPTIONAL }

OTHER-REFERRAL ::= TYPE-IDENTIFIER
```

The **issuer** field identifies the entity that signs the CRL; this defaults to the issuer name of the encompassing CRL.

The **location** field provides the location to which the referral is to be directed, and defaults to the same value as the **issuer** name.

The **deltaRefInfo** field provides an optional alternative location from which a dCRL may be obtained and an optional date of the previous delta.

The **cRLScope** field provides the scope of the CRL that will be found at the referenced location.

The **lastUpdate** field is the value of the **thisUpdate** field in the most recently issued referenced CRL.

The **lastChangedCRL** is the value of the **thisUpdate** field in the most recently issued CRL that has changed content.

The **OTHER-REFERRAL** provides extensibility to enable other non-CRL based revocation schemes to be accommodated in future.

This extension, is always flagged critical, to ensure that the CRL containing this extension is not inadvertently relied on by certificate using systems as the source of revocation status information about certificates.

If this extension is present and is recognized by a certificate using system, that system shall not use the CRL as a source of revocation status information. The system should use either the information contained in this extension, or other means outside the scope of this Specification, to locate appropriate revocation status information.

If this extension is present but is not recognized by a certificate-using system, that system shall not use the CRL as a source of revocation status information. The system should use other means, outside the scope of this Specification, to locate appropriate revocation information.

8.5.2.7 CRL stream identifier extension

The CRL stream identifier field is used to identify the context within which the CRL number is unique.

```
cRLStreamIdentifier EXTENSION ::= {
        SYNTAX                  CRLStreamIdentifier
        IDENTIFIED BY           id-ce-cRLStreamIdentifier }

CRLStreamIdentifier ::= INTEGER (0..MAX)
```

This extension is always non-critical.

Copyright International Organization for Standardization
Provided by IHS under license with ISO
No reproduction or networking permitted without license from IHS Not for Resale

Each value of this extension, per authority, shall be unique. The CRL stream identifier combined with a CRL Number serve as a unique identifier for each CRL issued by any given authority, regardless of the type of CRL.

8.5.2.8 Ordered list extension

The ordered list extension indicates that the sequence of revoked certificates in the **revokedCertificates** field of a CRL is in ascending order by either certificate serial number or revocation date. This field is defined as follows:

```
orderedList EXTENSION ::= {
        SYNTAX                  OrderedListSyntax
        IDENTIFIED BY           id-ce-orderedList }

OrderedListSyntax ::= ENUMERATED {
ascSerialNum (0),
ascRevDate          (1) }
```

This extension is always non-critical.

- **ascSerialNum** indicates that the sequence of revoked certificates in a CRL is in ascending order of certificate serial number, based on the value of the **serialNumber** component of each entry in the list;
- **ascRevDate** indicates that the sequence of revoked certificates in a CRL is in ascending order of revocation date, based on the value of the **revocationDate** component of each entry in the list.

If **orderedList** is not present, no information is provided as to the ordering, if any, of the list of revoked certificates in the CRL.

8.5.2.9 Delta Information extension

This CRL extension is for use in CRLs that are not dCRLs and is used to indicate to relying parties that dCRLs are also available for the CRL containing this extension. The extension provides the location at which the related dCRLs can be found and optionally the time at which the next dCRL is to be issued.

```
deltaInfo EXTENSION ::= {
        SYNTAX                  DeltaInformation
        IDENTIFIED BY           id-ce-deltaInfo }

DeltaInformation ::= SEQUENCE {
        deltaLocation       GeneralName,
        nextDelta                   GeneralizedTime OPTIONAL }
```

This extension is always non-critical.

8.5.2.10 To be revoked extension

This CRL extension allows for notification that certificates will be revoked as of a specified date and time in the future. The **toBeRevoked** extension is used to specify the reason for the certificate revocation, the date and time at which the certificate will be revoked, and the group of certificates to be revoked. Each list can contain a single certificate serial number, a range of certificate serial numbers or a named **subtree**. These certificates may be public-key certificates or attribute certificates.

```
toBeRevoked EXTENSION ::= {
        SYNTAX                  ToBeRevokedSyntax
        IDENTIFIED BY           id-ce-toBeRevoked }

ToBeRevokedSyntax ::= SEQUENCE SIZE(1..MAX) OF ToBeRevokedGroup
```


Copyright International Organization for Standardization
Provided by IHS under license with ISO
No reproduction or networking permitted without license from IHS Not for Resale

```
ToBeRevokedGroup ::= SEQUENCE {
        certificateIssuer       [0]   GeneralName OPTIONAL,
        reasonInfo              [1]   ReasonInfo  OPTIONAL,
        revocationTime                GeneralizedTime,
        certificateGroup              CertificateGroup }

ReasonInfo ::= SEQUENCE {
        reasonCode              CRLReason,
        holdInstructionCode     HoldInstruction OPTIONAL }

CertificateGroup ::= CHOICE {
        serialNumbers       [0]   CertificateSerialNumbers,
        serialNumberRange   [1]   CertificateGroupNumberRange,
        nameSubtree         [2]   GeneralName }

CertificateGroupNumberRange ::= SEQUENCE {
        startingNumber          [0]   INTEGER,
        endingNumber            [1]   INTEGER }

CertificateSerialNumbers ::= SEQUENCE SIZE(1..MAX) OF CertificateSerialNumber
```

The **certificateIssuer** field, if present, identifies the authority (CA or AA) that issued all the certificates listed in this **ToBeRevokedGroup**. If **certificateIssuer** is omitted, it defaults to the CRL issuer name.

The **reasonInfo** field, if present, identifies the reason for the certificate revocations. If present, this field indicates that all certificates identified in **ToBeRevokedGroup** will be revoked for the reason indicated in this field. If **reasonCode** contains the value **certificateHold**, the **holdInstructionCode** may also be present. If present, **holdInstructionCode** indicates the action to be taken on encountering any of the certificates identified in **RevokedGroup**. This action should only be taken, after the revocation time indicated in the **revocationTime** field has passed.

The **revocationTime** field indicates the date and time at which this group of certificates will be revoked and should therefore be considered invalid. This date shall be later than the **thisUpdate** time of the CRL containing this extension. If **revocationTime** is before the **nextUpdate** time of the CRL containing this extension, the certificates shall be considered revoked between the **revocationTime** and the **nextUpdate** time by a relying party using a CRL containing this extension. Otherwise, this is a notice that at specified time in the future these certificates will be revoked. Once the revocation time has passed, either the CA has revoked the certificate or not. If it has revoked the certificate, future CRLs shall include this on the list of revoked certificates, at least until the certificate expires. If the CA has not revoked the certificate, but still intends to revoke it in the future, it may include the certificate in this extension on subsequent CRLs with a revised **revocationTime**. If the CA no longer intends to revoke the certificate, it may be excluded from all subsequent CRLs and the certificate shall not be considered revoked.

The **certificateGroup** field lists the set of certificates to be revoked. This field identifies the certificates issued by the authority identified in **certificateIssuer** to be revoked at the date/time identified in **revocationTime**. This set of certificates is not further refined by any outside controls (e.g., **issuingDistributionPoint**).

If **serialNumbers** is present, the certificate(s) with serial numbers indicated in this field, and issued by the identified certificate issuer, will be revoked at the specified time.

If **serialNumberRange** is present, all certificates in the range beginning with the starting serial number and ending with the ending serial number and issued by the identified certificate issuer will be revoked at the specified time.

If **nameSubtree** is present, all certificates with a subject/holder name that is subordinate to the specified name and issued by the identified certificate issuer will be revoked at the specified time. If the **nameSubtree** contains a DN then all DNs associated with the subject of a public-key certificate (i.e., **subject** field and **subjectAltNames** extension) or **holder** field of an attribute certificate need to be considered. For other name forms, the **subjectAltNames** extension of

--`,,```,,,,````-`-`,,`,,`,`,,`---
Copyright International Organization for Standardization
Provided by IHS under license with ISO
No reproduction or networking permitted without license from IHS
Not for Resale

public-key certificates and the **holder** field of attribute certificates need to be considered. If at least one of the names associated with the subject/holder, contained in the certificate, is within the subtree specified in **nameSubtree**, that certificate will be revoked at the specified time. As with the **nameConstraints** extension, not all name forms are appropriate for **subtree** specification. Only those that have recognized subordination rules should be used in this extension.

This extension may, at the option of the CRL issuer, be flagged critical or non-critical. As the information provided in this extension applies to revocations, which will occur in the future, it is recommended that it be flagged non-critical, reducing the risk of problems with interoperability and backward compatibility.

8.5.2.11 Revoked group of certificates extension

A set of certificates that have been revoked can be published using the following CRL extension. Each list of certificates to be revoked is associated with a specific certificate issuer and revocation time. Each list can contain a range of certificate serial numbers or a named subtree. These certificates may be public-key certificates or attribute certificates.

```
revokedGroups  EXTENSION  ::=  {
        SYNTAX                  RevokedGroupsSyntax
        IDENTIFIED BY           id-ce-RevokedGroups }

RevokedGroupsSyntax  ::=  SEQUENCE SIZE (1..MAX) OF RevokedGroup

RevokedGroup ::=     SEQUENCE {
        certificateIssuer                [0]     GeneralName OPTIONAL,
        reasonInfo                       [1]     ReasonInfo OPTIONAL,
        invalidityDate          [2]      GeneralizedTime OPTIONAL,
        revokedcertificateGroup [3]      RevokedCertificateGroup }

RevokedCertificateGroup  ::=  CHOICE {
        serialNumberRange   NumberRange,
        nameSubtree         GeneralName }
```

The **certificateIssuer** field, if present, identifies the authority (CA or AA) that issued all the certificates listed in this **RevokedGroup**. If **certificateIssuer** is omitted, it defaults to the CRL issuer name.

The **reasonInfo** field, if present, identifies the reason for the certificate revocations. If present, this field indicates that all certificates identified in **RevokedGroup** were revoked for the reason indicated in this field. If **reasonCode** contains the value **certificateHold**, the **holdInstructionCode** may also be present. If present, **holdInstructionCode** indicates the action to be taken on encountering any of the certificates identified in **RevokedGroup**.

The **invalidityDate** field, if present, indicates the time from which all certificates identified in **RevokedGroup** should be considered invalid. This date shall be earlier than the date contained in **thisUpdate** field of the CRL. If omitted, all certificates identified in **RevokedGroup** should be considered invalid at least from the time indicated in the **thisUpdate** field of the CRL. If the status of the certificate prior to the **thisUpdate** time is critical to a certificate using system (e.g., to determine whether a digital signature that was created prior to this CRL issuance occurred while the certificate was still valid or after it had been revoked), additional revocation status checking techniques will be required to determine the actual date/time from which a given certificate should be considered invalid.

The **revokedCertificateGroup** field lists the set of certificates that have been revoked. This field identifies the certificates issued by the authority identified in **certificateIssuer** revoked under the specified conditions. This set of certificates is not further refined by any outside controls (e.g., **issuingDistributionPoint**).

If **serialNumberRange** is present, all certificates containing certificate serial numbers within the specified range, issued by the identified certificate issuer are applicable.

If **nameSubtree** is present, all certificates with a subject/holder name that is subordinate to the specified name and issued by the identified certificate issuer will be revoked at the specified time. If the **nameSubtree** contains a DN then all DNs associated with the subject of a public-key certificate (i.e., **subject** field and **subjectAltNames** extension) or **holder** field of an attribute certificate need to be considered. For other name forms, the **subjectAltNames** extension of

Copyright International Organization for Standardization
Provided by IHS under license with ISO
No reproduction or networking permitted without license from IHS Not for Resale

public-key certificates and the **holder** field of attribute certificates need to be considered. If at least one of the names associated with the subject/holder, contained in the certificate, is within the subtree specified in **nameSubtree**, that certificate has been revoked. As with the **nameConstraints** extension, not all name forms are appropriate for subtree specification. Only those that have recognized subordination rules should be used in this extension.

This extension is always flagged critical. Otherwise, a certificate using system may incorrectly assume that certificates, identified as revoked within this extension, are not revoked. When this extension is present it may be the only indication of revoked certificates in a CRL (i.e., the **revokedCertificates** may be empty) or it may list revoked certificates that are in addition to those indicated in the **revokedCertificates** field. A revoked certificate shall not be listed both in the **revokedCertificates** field and in this extension.

8.5.2.12 Expired certificates on CRL extension

This CRL extension field indicates that the CRL includes revocation notices for expired certificates.

```
expiredCertsOnCRL  EXTENSION  ::= {
        SYNTAX                  ExpiredCertsOnCRL
        IDENTIFIED BY           id-ce-expiredCertsOnCRL }

ExpiredCertsOnCRL  ::=  GeneralizedTime
```

This extension is always non-critical.

The scope of a CRL containing this extension is extended to include the revocation status of certificates that expired at the exact time specified in the extension or after that time. If limitations in the CRL's scope are specified (by either reason codes or by distribution points), that applies to expired certificates as well. The revocation status of a certificate shall not be updated once the certificate has expired.

8.6 CRL distribution points and delta-CRL extensions

8.6.1 Requirements

As it is possible for revocation lists to become large and unwieldy, the ability to represent partial CRLs is required. Different solutions are needed for two different types of implementations that process CRLs.

The first type of implementation is in individual workstations, possibly in an attached cryptographic token. These implementations are likely to have limited, if any, trusted storage capacity. Therefore the entire CRL would need to be examined to determine if it is valid, and then to see if the certificate is valid. This processing could be lengthy if the CRL is long. Partitioning of CRLs is required to eliminate this problem for these implementations.

The second type of implementation is on high performance servers where a large volume of messages is processed, e.g., a transaction processing server. In this environment, CRLs are typically processed as a background task where, after the CRL is validated, the contents of the CRL are stored locally in a representation which expedites their examination, e.g., one bit for each certificate indicating if it has been revoked. This representation is held in trusted storage. This type of server will typically require up-to-date CRLs for a large number of authorities. Since it already has a list of previously revoked certificates, it only needs to retrieve a list of newly revoked certificates. This list, called a dCRL, will be smaller and require fewer resources to retrieve and process than a complete CRL.

The following requirements therefore relate to CRL distribution points and dCRLs:

a) In order to control CRL sizes, it needs to be possible to assign subsets of the set of all certificates issued by one authority to different CRLs. This can be achieved by associating every certificate with a CRL distribution point which is either:
   - a Directory entry whose CRL attribute will contain a revocation entry for that certificate, if it has been revoked; or
   - a location such as an electronic mail address or Internet Uniform Resource Identifier from which the applicable CRL can be obtained.

b) For performance reasons, it is desirable to reduce the number of CRLs that need to be checked when validating multiple certificates, e.g., a certification path. This can be achieved by having one CRL issuer sign and issue CRLs containing revocations from multiple authorities.

Copyright International Organization for Standardization
Provided by IHS under license with ISO
No reproduction or networking permitted without license from IHS Not for Resale

c) There is a requirement for separate CRLs covering revoked authority certificates and revoked end-entity certificates. This facilitates processing of certification paths as the CRL for revoked authority certificates can be expected to be very short (usually empty). The **authorityRevocationList** and **certificateRevocationList** attributes have been specified for this purpose. However, for this separation to be secure, it is necessary to have an indicator in a CRL identifying which list it is. Otherwise, illegitimate substitution of one list for the other cannot be detected.

d) Provision is needed for a different CRL to exist for potential compromise situations (when there is a significant risk of private key misuse) than that including all routine binding terminations (when there is no significant risk of private key misuse).

e) Provision is also needed for partial CRLs (known as dCRLs) which only contain entries for certificates that have been revoked since the issuance of a base CRL.

f) For delta CRLs, provision is needed to indicate the date/time after which this list contains updates.

g) There is a requirement to indicate within a certificate, where to find the freshest CRL (e.g., most recent delta).

8.6.2 CRL distribution point and delta-CRL extension fields

The following extension fields are defined:

a) *CRL distribution points*;

b) *Issuing distribution point*;

c) *AAissuingDistributionPoint;*

d) *Certificate issuer*;

e) *Delta CRL indicator*;

f) *Base update*;

g) *Freshest CRL*.

CRL distribution points and freshest CRL shall be used only as a certificate extension. Issuing distribution point, AA issuing distribution point, delta CRL indicator and base update shall be used only as CRL extensions. Certificate issuer shall be used only as a CRL entry extension.

While the issuing distribution point extension and the AA issuing distribution point extension serve similar purposes, they apply to different certificates. The issuing distribution point extension applies only to public-key certificates issued to users and/or CAs. The AA issuing distribution point extension applies only to attribute certificates issued to users and AAs as well as public-key certificates issued to SOAs. If a single CRL covers certificate types that span these, then that CRL would need to include both extensions.

8.6.2.1 CRL distribution points extension

The CRL distribution points extension shall be used only as a certificate extension and may be used in authority-certificates, end-entity public-key certificates, and in attribute certificates. This field identifies the CRL distribution point or points to which a certificate user should refer to ascertain if the certificate has been revoked. A certificate user can obtain a CRL from an applicable distribution point or it may be able to obtain a current complete CRL from the authority directory entry.

This field is defined as follows:

```
cRLDistributionPoints  EXTENSION  ::=  {
        SYNTAX                  CRLDistPointsSyntax
        IDENTIFIED BY           id-ce-cRLDistributionPoints }

CRLDistPointsSyntax  ::=  SEQUENCE SIZE (1..MAX) OF DistributionPoint

DistributionPoint ::= SEQUENCE {
        distributionPoint       [0]     DistributionPointName OPTIONAL,
        reasons                 [1]     ReasonFlags OPTIONAL,
        cRLIssuer               [2]     GeneralNames OPTIONAL }
```


Copyright International Organization for Standardization
Provided by IHS under license with ISO
No reproduction or networking permitted without license from IHS Not for Resale

```
DistributionPointName ::= CHOICE {
        fullName                        [0]     GeneralNames,
        nameRelativeToCRLIssuer [1]     RelativeDistinguishedName }

ReasonFlags ::= BIT STRING {
        unused                  (0),
        keyCompromise           (1),
        cACompromise            (2),
        affiliationChanged      (3),
        superseded              (4),
        cessationOfOperation    (5),
        certificateHold         (6),
        privilegeWithdrawn      (7),
        aACompromise            (8) }
```

The **distributionPoint** component identifies the location from which the CRL can be obtained. If this component is absent, the distribution point name defaults to the CRL issuer name.

When the **fullName** alternative is used or when the default applies, the distribution point name may have multiple name forms. The same name, in at least one of its name forms, shall be present in the **distributionPoint** field of the issuing distribution point extension of the CRL. A certificate-using system is not required to be able to process all name forms. It may use a distribution point provided at least one name form can be processed. If no name forms for a distribution point can be processed, a certificate-using system can still use the certificate provided requisite revocation information can be obtained from another source, e.g., another distribution point or the authority's directory entry.

The **nameRelativeToCRLIssuer** component can be used only if the CRL distribution point is assigned a directory name that is directly subordinate to the directory name of the CRL issuer. In this case, the **nameRelativeToCRLIssuer** component conveys the relative distinguished name with respect to the CRL issuer directory name.

The **reasons** component indicates the revocation reasons covered by this CRL. If the **reasons** component is absent, the corresponding CRL distribution point distributes a CRL which will contain an entry for this certificate if this certificate has been revoked, regardless of revocation reason. Otherwise, the **reasons** value indicates which revocation reasons are covered by the corresponding CRL distribution point.

The **cRLIssuer** component identifies the authority that issues and signs the CRL. If this component is absent, the CRL issuer name defaults to the certificate issuer name.

This extension may, at the option of the certificate issuer, be either critical or non-critical. In the interests of interoperability, it is recommended that it be flagged non-critical.

If this extension is flagged critical then a certificate-using system shall not use the certificate without first retrieving and checking a CRL from one of the nominated distribution points covering the reason codes of interest. Where the distribution points are used to distribute CRL information for all revocation reason codes and all certificates issued by the CA include the **cRLDistributionPoints** as a critical extension, the CA is not required to also publish a full CRL at the CA entry.

If this extension is flagged non-critical and a certificate-using system does not recognize the extension field type, then that system should only use the certificate if:

- it can acquire and check a complete CRL from the authority (that the latter CRL is complete is indicated by the absence of an issuing distribution point extension field in the CRL);
- revocation checking is not required under local policy; or
- revocation checking is accomplished by other means.

NOTE 1 – It is possible to have CRLs issued by more than one CRL issuer for the one certificate. Coordination of these CRL issuers and the issuing authority is an aspect of authority policy.

NOTE 2 – The meaning of each reason code is as defined in the Reason Code field in 8.5.2.2 of this Specification.

Copyright International Organization for Standardization
Provided by IHS under license with ISO
No reproduction or networking permitted without license from IHS Not for Resale

8.6.2.2 Issuing distribution point extension

This CRL extension field identifies the CRL distribution point for public-key certificates for this particular CRL, and indicates if the CRL is indirect, or if it is limited to covering only a subset of the revocation information. If using only partitioned CRLs, the full set of partitioned CRLs shall cover the complete set of certificates whose revocation status will be reported using the CRL mechanism. Thus, the complete set of partitioned CRLs shall be equivalent to a full CRL for the same set of certificates, if the CRL issuer was not using partitioned CRLs. The limitation may be based on a subset of the certificate population or on a subset of revocation reasons. The CRL is signed by the CRL issuer's private key – CRL distribution points do not have their own key pairs. However, for a CRL distributed via the Directory, the CRL is stored in the entry of the CRL distribution point, which may not be the directory entry of the CRL issuer. If the issuing distribution point field, the AA issuing distribution point field, and the CRL scope field are all absent, the CRL shall contain entries for all revoked unexpired public-key certificates issued by the CRL issuer. If the issuing distribution point field and the CRL scope field are both absent, but the AA issuing distribution point field is present, the scope of the CRL does not include public-key certificates.

After a certificate appears on a CRL, it may be deleted from a subsequent CRL after the certificate's expiry. This field is defined as follows:

```
issuingDistributionPoint  EXTENSION  ::=  {
        SYNTAX                  IssuingDistPointSyntax
        IDENTIFIED BY           id-ce-issuingDistributionPoint }

IssuingDistPointSyntax  ::=  SEQUENCE {
        -- If onlyContainsUserPublicKeyCerts and onlyContainsCACerts are both FALSE,
        -- the CRL covers both certificate types
        distributionPoint                [0]    DistributionPointName OPTIONAL,
        onlyContainsUserPublicKeyCerts   [1]    BOOLEAN DEFAULT FALSE,
        onlyContainsCACerts              [2]    BOOLEAN DEFAULT FALSE,
        onlySomeReasons                  [3]    ReasonFlags OPTIONAL,
        indirectCRL                      [4]    BOOLEAN DEFAULT FALSE }
```

The **distributionPoint** component contains the name of the distribution point in one or more name forms. If **onlyContainsUserPublicKeyCerts** is **TRUE**, the CRL only contains revocations for end-entity public-key certificates. If **onlyContainsCACerts** is **TRUE**, the CRL only contains revocations for CA certificates. If **onlyContainsUserPublicKeyCerts** and **onlyContainsCACerts** are both false, the CRL contains revocations for both end-entity public-key certificates and CA certificates. A CRL shall not contain this extension where both **onlyContainsUserPublicKeyCerts** and **onlyContainsCACerts** are set to **TRUE**. If **onlySomeReasons** is present, the CRL only contains revocations of public-key certificates for the identified reason or reasons; otherwise, the CRL contains revocations for all reasons. If **indirectCRL** is **TRUE**, then the CRL may contain revocation notifications for public-key certificates issued by authorities that have a name different from the name of the issuer of the CRL. The particular authority responsible for each entry is as indicated by the **certificateIssuer** CRL entry extension in that entry or in accordance with the defaulting rules described in 8.6.2.3. Consequently, a certificate using a system that is capable of processing a CRL in which **indirectCRL** is set to **TRUE** shall also be capable of processing the **certificateIssuer** CRL entry extension. In such a CRL, it is the responsibility of the CRL issuer to ensure that the CRL is complete in that it contains all revocation entries, consistent with **onlyContainsUserPublicKeyCerts**, **onlyContainsCACerts**, and **onlySomeReasons** indicators, from all authorities that identify this CRL issuer in their public-key certificates.

If CRLs are partitioned by reason code, and the reason code changes for a revoked certificate (causing the certificate to move from one CRL stream to another), it is necessary to continue to include the certificate on the CRL stream for the old revocation reason until the **nextUpdate** times of all CRLs, that do not list the certificate, on the CRL stream for the new reason code have been reached.

If the CRL contains an **issuingDistributionPoint** extension with the **distributionPoint** field present, at least one name for the distribution point in the certificate (e.g., **cRLDistributionPoints**, **freshestCRL**, **issuer**) shall match a name for the distribution point in the CRL. Also, it may be the case that only the **nameRelativeToCRLIssuer** field is present. In that case, a name comparison would be done on the full DN, constructed by appending the value of the **nameRelativeToCRLIssuer** to the DN found in the **issuer** field of the CRL. If the names being compared are DNs (as opposed to names of other forms within the **GeneralNames** construct), the **distinguishedNameMatch** matching rule is used to compare the two DNs for equality.

Copyright International Organization for Standardization
Provided by IHS under license with ISO
No reproduction or networking permitted without license from IHS Not for Resale

For CRLs distributed via the Directory, the following rules apply. If the CRL is a dCRL it shall be distributed via the **deltaRevocationList** attribute of the associated distribution point or, if no distribution point is identified, via the **deltaRevocationList** attribute of the CRL issuer entry, regardless of the settings for certificate types covered by the CRL. Unless the CRL is a dCRL:

- a CRL which has **onlyContainsCACerts** set and does not contain an **AAissuingDistributionPoint** extension shall be distributed via the **authorityRevocationList** attribute of the associated distribution point or, if no distribution point is identified, via the **authorityRevocationList** attribute of the CRL issuer entry;
- a CRL which has **onlyContainsCACerts** set and contains an **AAissuingDistributionPoint** extension with **containsUserAttributeCerts** set to false shall be distributed via the **authorityRevocationList** attribute of the associated distribution point or, if no distribution point is identified, via the **authorityRevocationList** attribute of the CRL issuer entry;
- a CRL which has only **onlyContainsCACerts** set to false shall be distributed via the **certificateRevocationList** attribute of the associated distribution point or, if no distribution point is identified, via the **certificateRevocationList** attribute of the CRL issuer entry;
- a CRL which contains both an **issuingDistributionPoint** extension and an **AAissuingDistributionPoint** extension with **containsUserAttributeCerts** set shall be distributed via the **certificateRevocationList** attribute of the associated distribution point or, if no distribution point is identified, via the **certificateRevocationList** attribute of the CRL issuer entry.

This extension is always critical. A certificate user that does not understand this extension cannot assume that the CRL contains a complete list of revoked certificates of the identified authority. CRLs not containing critical extensions shall contain all current CRL entries for the issuing authority, including entries for all revoked user certificates and authority certificates.

NOTE 1 – The means by which revocation information is communicated by authorities to CRL issuers is beyond the scope of this Directory Specification.

NOTE 2 – If an authority publishes a CRL with **onlyContainsUserPublicKeyCerts** or **onlyContainsCACerts** set to true, then the authority shall ensure that all CA certificates covered by this CRL contain the **basicConstraints** extension.

8.6.2.3 Certificate issuer extension

This CRL entry extension identifies the certificate issuer associated with an entry in an indirect CRL, i.e., a CRL that has the **indirectCRL** indicator set in its issuing distribution point extension. If this extension is not present on the first entry in an indirect CRL, the certificate issuer defaults to the CRL issuer. On subsequent entries in an indirect CRL, if this extension is not present, the certificate issuer for the entry is the same as that for the preceding entry.

This field is defined as follows:

```
certificateIssuer  EXTENSION  ::=  {
        SYNTAX                  GeneralNames
        IDENTIFIED BY           id-ce-certificateIssuer }
```

This extension is always critical. If an implementation ignored this extension, it could not correctly attribute CRL entries to certificates.

8.6.2.4 Delta CRL indicator extension

The delta CRL indicator field identifies a CRL as being a delta CRL (dCRL) that provides updates to a referenced base CRL. The referenced base CRL is a CRL that was explicitly issued as a CRL that is complete for a given scope. The CRL containing the delta CRL indicator extension contains updates to the certificate revocation status for that same scope. This scope does not necessarily include all revocation reasons or all certificates issued by a CA, especially in the case where the CRL is a CRL distribution point. However, the combination of a CRL containing the delta CRL indicator extension plus the CRL referenced in the **BaseCRLNumber** component of this extension is equivalent to a full CRL, for the applicable scope, at the time of publication of the dCRL.

This field is defined as follows:

```
deltaCRLIndicator  EXTENSION  ::=  {
        SYNTAX                  BaseCRLNumber
        IDENTIFIED BY           id-ce-deltaCRLIndicator }
```

Copyright International Organization for Standardization
Provided by IHS under license with ISO
No reproduction or networking permitted without license from IHS Not for Resale

BaseCRLNumber ::= CRLNumber

The value of type **BaseCRLNumber** identifies the CRL number of the base CRL that was used as the foundation in the generation of this dCRL. The referenced CRL shall be a CRL that is complete for the applicable scope.

This extension is always critical. A certificate user that does not understand the use of dCRLs should not use a CRL containing this extension, as the CRL may not be as complete as the user expects.

8.6.2.5 Base update extension

The base update field is for use in dCRLs and is used to identify the date/time after which this delta provides updates to the revocation status. This extension should only be used in dCRLs that contain the **deltaCRLIndicator** extension. A dCRL that instead contains the **crlScope** extension does not require this extension as the **baseThisUpdate** field of the **crlScope** extension can be used for the same purpose.

baseUpdateTime EXTENSION ::= {

SYNTAX **GeneralizedTime**

IDENTIFIED BY **id-ce-baseUpdateTime }**

This extension is always non-critical.

8.6.2.6 Freshest CRL extension

The freshest CRL extension may be used as either a certificate or CRL extension. Within certificates, this extension may be used in certificates issued to authorities as well as certificates issued to users. This field identifies the CRL to which a certificate user should refer to obtain the freshest revocation information (e.g., latest dCRL). This field is defined as follows:

freshestCRL EXTENSION ::= {

SYNTAX **CRLDistPointsSyntax**

IDENTIFIED BY **id-ce-freshestCRL }**

The value of type **CRLDistPointsSyntax** is as defined in the CRL distribution points extension in 8.6.2.1.

This extension may, at the option of the certificate issuer, be either critical or non-critical. If the freshest CRL extension is made critical, a certificate-using system shall not use the certificate without first retrieving and checking the freshest CRL. If the extension is flagged non-critical, the certificate using system may use local means to determine whether the freshest CRL is required to be checked.

8.6.2.7 AA Issuing Distribution Point extension

This CRL extension field identifies the CRL distribution point for attribute certificates for this particular CRL, and indicates if the CRL is indirect, or if it is limited to covering only a subset of the revocation information. The limitation may be based on a subset of the certificate population or on a subset of revocation reasons. The CRL is signed by the CRL issuer's private key – CRL distribution points do not have their own key pairs. However, for a CRL distributed via the Directory, the CRL is stored in the entry of the CRL distribution point, which may not be the directory entry of the CRL issuer. If the issuing distribution point extension, the AA issuing distribution point extension, and the CRL scope field are all absent, the CRL shall contain entries for all revoked unexpired attribute certificates issued by the CRL issuer. If the AA issuing distribution point field and the CRL scope field are both absent, but the issuing distribution point field is present, the scope of the CRL does not include attribute certificates.

After a certificate appears on a CRL, it may be deleted from a subsequent CRL after the certificate's expiry.

This field is defined as follows:

aAissuingDistributionPoint EXTENSION ::= {

SYNTAX **AAIssuingDistPointSyntax**

IDENTIFIED BY **id-ce-aAissuingDistributionPoint }**

AAIssuingDistPointSyntax ::= SEQUENCE {

Copyright International Organization for Standardization
Provided by IHS under license with ISO
No reproduction or networking permitted without license from IHS Not for Resale

distributionPoint	**[0]**	**DistributionPointName OPTIONAL,**
onlySomeReasons	**[1]**	**ReasonFlags OPTIONAL,**
indirectCRL	**[2]**	**BOOLEAN DEFAULT FALSE,**
containsUserAttributeCerts	**[3]**	**BOOLEAN DEFAULT TRUE,**
containsAACerts	**[4]**	**BOOLEAN DEFAULT TRUE,**
containsSOAPublicKeyCerts	**[5]**	**BOOLEAN DEFAULT TRUE }**

The **distributionPoint** component contains the name of the distribution point in one or more name forms. If onlySomeReasons is present, the CRL only contains revocations for attribute certificates for the identified reason or reasons; otherwise, the CRL contains revocations for all reasons.

If **indirectCRL** is true, then the CRL may contain revocation notifications for attribute certificates from authorities other than the issuer of the CRL. The particular authority responsible for each entry is as indicated by the certificate issuer CRL entry extension in that entry or in accordance with the defaulting rules described in 8.6.2.3. In such a CRL, it is the responsibility of the CRL issuer to ensure that the CRL is complete in that it contains all revocation entries, consistent with **containsUserAttributeCerts**, **containsAACerts, containsSOAPublicKeyCerts** and **onlySomeReasons** indicators, from all authorities that identify this CRL issuer in their attribute certificates.

If **containsUserAttributeCerts** is true, the CRL contains revocations for attribute certificates issued to end entities that are not themselves AAs. If **containsAACerts** is true, the CRL contains revocations for attribute certificates issued to subjects that are themselves AAs.

If **containsSOAPublicKeyCerts** is true, the CRL contains revocations for public-key certificates issued to an entity that is an SOA for purposes of privilege management (i.e., certificates that contain the **SOAIdentifier** extension). For CRLs distributed via the Directory, the following rules apply. If the CRL is a dCRL it shall be distributed via the **deltaRevocationList** attribute of the associated distribution point or, if no distribution point is identified, via the **deltaRevocationList** attribute of the CRL issuer entry, regardless of the settings for certificate types covered by the CRL. Unless the CRL is a dCRL:

- a CRL that does not contain an **issuingDistributionPoint** extension which has only **containsAACerts** and/or **containsSOAPublicKeyCerts** set shall be distributed via the **attributeAuthorityRevocationList** attribute of the associated distribution point or, if no distribution point is identified, via the **attributeAuthorityRevocationList** attribute of the CRL issuer entry;
- a CRL that does not contain an **issuingDistributionPoint** extension which has **containsUserAttributeCerts** set (with or without **containsAACerts** and/or **containsSOAPublicKeyCerts** also set) shall be distributed via the **attributeCertificateRevocationList** attribute of the associated distribution point or, if no distribution point is identified, via the **attributeCertificateRevocationList** attribute of the CRL issuer entry;
- a CRL which contains an **issuingDistributionPoint** extension shall be distributed as specified in 8.6.2.2.

This extension is always critical. A certificate user that does not understand this extension cannot assume that the CRL contains a complete list of revoked certificates of the identified authority. CRLs not containing critical extensions shall contain all current CRL entries for the issuing authority, including entries for all revoked user certificates and authority certificates.

NOTE 1 – The means by which revocation information is communicated by authorities to CRL issuers is beyond the scope of this Directory Specification.

NOTE 2 – If an authority publishes a CRL with **containsAACerts** set to **true** and **containsUserAttributeCerts** not set to **true**, then the authority shall ensure that all AA certificates covered by this CRL contain the **basicAttConstraints** extension.

NOTE 3 – If an authority publishes a CRL with **containsSOAPublicKeyCerts** set to **TRUE**, then the authority shall ensure that all SOA certificates covered by this CRL contain the **SOAIdentifier** extension.

9 Delta CRL relationship to base

A dCRL includes either a **deltaCRLIndicator** or a **crlScope** extension to indicate the base revocation information that is being updated with this dCRL.

If the **deltaCRLIndicator** is present in a dCRL, the base revocation information that is being updated is the base CRL referenced in that extension. The base CRL referenced by a **deltaCRLIndicator** extension shall be a CRL that is issued as complete for its scope (i.e., it is not itself a dCRL).

If the **crlScope** extension is present and contains the **baseRevocationInfo** component to reference the base revocation information that is being updated, this is a reference to a particular point in time from which this dCRL provides updates.

--`,,```,,,,````-`-`,,`,,`,`,,`---
Copyright International Organization for Standardization
Provided by IHS under license with ISO
No reproduction or networking permitted without license from IHS
Not for Resale

The **baseRevocationInfo** component references a CRL that may or may not have been issued as one that is complete for that scope (i.e., the referenced CRL may only have been issued as a dCRL). However, the dCRL containing the **baseRevocationInfo** component updates the revocation information that is complete for the scope of the referenced CRL at the time that the referenced CRL was issued. The certificate user may apply the dCRL to a CRL that is complete for the given scope and that was issued at the same time as or after the CRL referenced in the dCRL containing the **baseRevocationInfo** component was issued.

Because of the potential for conflicting information, a CRL shall not contain both the **deltaCRLIndicator** extension and a **crlScope** extension with the **baseRevocationInfo** component. A CRL may contain both the **deltaCRLIndicator** extension and **crlScope** extension only if the **baseRevocationInfo** component is not present in the **crlScope** extension.

A dCRL may also be an indirect CRL in that it may contain updated revocation information related to base CRLs issued by one or more than one authorities. The **crlScope** extension shall be used as the means of identifying a CRL as an indirect dCRL. The **crlScope** extension shall contain one instance of the **PerAuthorityScope** component for each base CRL for which the indirect dCRL provides updated information.

Application of a dCRL to the referenced base revocation information shall accurately reflect the current status of revocation.

- A certificate's revocation notice, with revocation reason **certificateHold,** may appear on either a dCRL or a CRL that is complete for a given scope. This reason code is intended to indicate a temporary revocation of the certificate pending a further decision on whether to permanently revoke the certificate or reinstate it as one that is not revoked.
  a) If a certificate was listed as revoked with revocation reason **certificateHold** on a CRL (either a dCRL or a CRL that is complete for a given scope), whose **cRLNumber** is *n*, and the hold is subsequently released, the certificate shall be included in all dCRLs issued after the hold is released where the **cRLNumber** of the referenced base CRL is less than or equal to *n*. Depending on the extension used to indicate that this CRL is a dCRL, the CRL number of a referenced base CRL is either the value of the **BaseCRLNumber** component of the **deltaCRLIndicator** extension or the **cRLNumber** element of the **BaseRevocationInfo** component of the **cRLScope** extension. The certificate shall be listed with revocation reason **removeFromCRL** unless the certificate is subsequently revoked again for one of the revocation reasons covered by the dCRL, in which case the certificate shall be listed with the revocation reason appropriate for the subsequent revocation.
  b) If the certificate was not removed from hold, but was permanently revoked, then it shall be listed on all subsequent dCRLs where the **cRLNumber** of the referenced base CRL is less than the **cRLNumber** of the CRL (either a dCRL or a CRL that is complete for the given scope) on which the permanent revocation notice first appeared. Depending on the extension used to indicate that this CRL is a dCRL, the CRL number of a referenced base CRL is either the value of the **BaseCRLNumber** component of the **deltaCRLIndicator** extension or the **cRLNumber** element of the **BaseRevocationInfo** component of the **cRLScope** extension.
- A certificate's revocation notice may first appear on dCRL and it is possible that the certificate's validity period might expire before the next CRL that is complete for the applicable scope is issued. In this situation, that revocation notice shall be included in all subsequent dCRLs until that revocation notice is included on at least one issued CRL that is complete for the scope of that certificate.

A CRL that is complete for a given scope, at the current time, can be constructed locally in either of the following ways:

- by retrieving the current dCRL for that scope, and combining it with an issued CRL that is complete for that scope and that has a **cRLNumber** greater than or equal to the **cRLNumber** of the base CRL referenced in the dCRL; or
- by retrieving the current dCRL for that scope and combining it with a locally constructed CRL that is complete for that scope and that was constructed with a dCRL that has a **cRLNumber** greater than or equal to the **cRLNumber** of the base CRL referenced in the current dCRL.

10 Certification path processing procedure

Certification path processing is carried out in a system which needs to use the public key of a remote end entity, e.g., a system which is verifying a digital signature generated by a remote entity. The certificate policies, basic constraints, name constraints, and policy constraints extensions have been designed to facilitate automated, self-contained implementation of certification path processing logic.

Following is an outline of a procedure for validating certification paths. An implementation shall be functionally equivalent to the external behaviour resulting from this procedure. The algorithm used by a particular implementation to derive the correct output(s) from the given inputs is not standardized.

Copyright International Organization for Standardization
Provided by IHS under license with ISO
No reproduction or networking permitted without license from IHS Not for Resale

10.1 Path processing inputs

The inputs to the certification path processing procedure are:

a) a set of certificates comprising a certification path;

NOTE – Each certificate in a certification path is unique. A path that contains the same certificate two or more times is not a valid certification path.

b) a trusted public key value or key identifier (if the key is stored internally to the certification path processing module), for use in verifying the first certificate in the certification path;

c) an *initial-policy-set* comprising one or more certificate policy identifiers, indicating that any one of these policies would be acceptable to the certificate user for the purposes of certification path processing; this input can also take the special value *any-policy*, but it cannot be null;

d) an *initial-explicit-policy* indicator value, which indicates if an acceptable policy identifier needs to explicitly appear in the certificate policies extension field of all certificates in the path;

e) an *initial-policy-mapping-inhibit* indicator value, which indicates if policy mapping is forbidden in the certification path;

f) an *initial-inhibit-policy* indicator value, which indicates if the special value **anyPolicy**, if present in a certificate policies extension, is considered a match for any specific certificate policy value in a constrained set;

g) the current date/time (if not available internally to the certification path processing module);

h) an *initial-permitted-subtrees-set* containing an initial set of subtree specifications defining subtrees within which subject names (of the name form used to specify the subtrees) are permitted. In the certificates in the certification path all subject names of a given name form, for which initial permitted subtrees are defined, shall fall within the permitted subtrees set for that given name form. This input may also contain the special value unbounded to indicate that initially all subject names are acceptable. For clause 10, subject names are those name values appearing in the subject field or the subjectAltName extension;

i) an *initial-excluded-subtrees-set* containing an initial set of subtree specifications defining subtrees within which the subject names in the certificates in the certification path cannot fall. This input may also be an empty set to indicate that initially no subtree exclusions are in effect;

j) an *initial-required-name-forms* containing an initial set of name forms indicating that all certificates in the path must include a subject name of at least one of the specified name forms. This input may also be an empty set to indicate that no specific name forms are required for subject names in the certificates.

The values of c), d), e) and f) will depend upon the policy requirements of the user-application combination that needs to use the certified end-entity public key.

Note that because these are individual inputs to the path validation process, a certificate user may limit the trust it places in any given trusted public key to a given set of certificate policies. This can be achieved by ensuring that a given public key is the input to the process only when initial-policy-set input includes policies for which the certificate user trusts that public key. Since another input to the process is the certification path itself, this control could be exercised on a transaction by transaction basis.

10.2 Path processing outputs

The outputs of the procedure are:

a) an indication of success or failure of certification path validation;

b) if validation failed, a diagnostic code indicating the reason for failure;

c) the set of authorities-constrained policies and their associated qualifiers in accordance with which the certification path is valid, or the special value *any-policy*;

d) the set of user-constrained policies, formed from the intersection of the *authorities-constrained-policy-set* and the *initial-policy-set*;

e) *explicit-policy-indicator*, indicating whether the certificate user or an authority in the path requires that an acceptable policy be identified in every certificate in the path; and

f) details of any policy mapping that occurred in processing the certification path.

NOTE – If validation is successful, the certificate-using system may still choose not to use the certificate as a result of values of policy qualifiers or other information in the certificate.

--`,,```,,,,````-`-`,,`,,`,`,,`---

Copyright International Organization for Standardization
Provided by IHS under license with ISO
No reproduction or networking permitted without license from IHS Not for Resale

10.3 Path processing variables

The procedure makes use of the following set of state variables:

a) *authorities-constrained-policy-set*: A table of policy identifiers and qualifiers from the certificates of the certification path (rows represent policies, their qualifiers and mapping history, and columns represent certificates in the certification path);

b) *permitted-subtrees*: A set of subtree specifications defining subtrees within which all subject names in subsequent certificates in the certification path need to fall, or may take the special value *unbounded*;

c) *excluded-subtrees*: A (possibly empty) set of subtree specifications (each comprising a subtree base name and maximum and minimum level indicators) defining subtrees within which no subject name in a subsequent certificate in the certification path may fall;

d) *required-name-forms*: A (possibly empty) set of sets of name forms. For each set of name forms, every subsequent certificate must contain a name of one of the name forms in the set;

e) *explicit-policy-indicator*: Indicates whether an acceptable policy needs to be explicitly identified in every certificate in the path;

f) *path depth*: An integer equal to one more than the number of certificates in the certification path for which processing has been completed;

g) *policy-mapping-inhibit-indicator*: Indicates whether policy mapping is inhibited;

h) *inhibit-any-policy-indicator*: Indicates whether the special value **anyPolicy** is considered a match for any specific certificate policy;

i) *pending-constraints*: Details of explicit-policy inhibit-policy-mapping and/or inhibit-any-policy constraints which have been stipulated but have yet to take effect. There are three one-bit indicators called *explicit-policy-pending*, *policy-mapping-inhibit-pending and inhibit-any-policy-pending* together with, for each, an integer called *skip-certificates* which gives the number of certificates yet to skip before the constraint takes effect.

10.4 Initialization step

The procedure involves an initialization step, followed by a series of certificate-processing steps. The initialization step comprises:

a) Write *any-policy* in the zeroth and first columns of the zeroth row of the *authorities-constrained-policy-set* table;

b) Initialize the *permitted-subtrees* variable to the *initial-permitted-subtrees-set* value;

c) Initialize the *excluded-subtrees* variable to the *initial-excluded-subtrees-set* value;

d) Initialize the *required-name-forms* variable to the *initial-required-name-forms* value;

e) Initialize the *explicit-policy-indicator* to the *initial-explicit-policy* value;

f) Initialize *path-depth* to one;

g) Initialize the *policy-mapping-inhibit-indicator* to the *initial-policy-mapping-inhibit* value;

h) Initialize the *inhibit-any-policy-indicator* to the *initial-inhibit-policy* value;

i) Initialize the three *pending-constraints* indicators to unset.

10.5 Certificate processing

Each certificate is then processed in turn, starting with the certificate signed using the input trusted public key. The last certificate is considered to be the end certificate; any other certificates are considered to be intermediate certificates.

10.5.1 Basic certificate checks

The following checks are applied to a certificate. Self-signed certificates, if encountered in the path, are ignored.

a) Check that the signature verifies, that dates are valid, that the certificate subject and certificate issuer names chain correctly, and that the certificate has not been revoked.

b) For an intermediate version 3 certificate, check that **basicConstraints** is present and that the **cA** component in the **basicConstraints** extension is **TRUE**. If the **pathLenConstraint** component is present, check that the current certification path does not violate that constraint (ignoring intermediate self-issued certificates).

Copyright International Organization for Standardization
Provided by IHS under license with ISO
No reproduction or networking permitted without license from IHS Not for Resale

c) If the certificate policies extension is not present, then set the *authorities-constrained-policy-set* to null by deleting all rows from the *authorities-constrained-policy-set* table.

d) If the certificate policies extension is present, then for each policy, *P*, in the extension other than **anyPolicy**, attach the policy qualifiers associated with *P* to each row in the *authorities-constrained-policy-set* table whose [*path-depth*] column entry contains the value *P*. If no row in the *authorities-constrained-policy-set* table contains *P* in its [*path-depth*] column entry but the value in *authorities-constrained-policy-set*[0, *path-depth*] is *any-policy*, then add a new row to the table by duplicating the zeroth row and writing the policy identifier *P* along with its qualifiers in the [*path-depth*] column entry of the new row.

e) If the certificate policies extension is present and does not include the value **anyPolicy** or if the *inhibit-any-policy-indicator* is set and the certificate is not a self-issued intermediate certificate, then delete any row for which the [*path-depth*] column entry contains the value *any-policy* along with any row for which the [*path-depth*] column entry does not contain one of the values in the certificate policies extension.

f) If the certificate policies extension is present and includes the value **anyPolicy** and the *inhibit-any-policy-indicator* is not set, then attach the policy qualifiers associated with **anyPolicy** to each row in the *authorities-constrained-policy-set* table whose [*path-depth*] column entry contains the value *any-policy* or contains a value that does not appear in the certificate policies extension.

g) If the certificate is not an intermediate self-issued certificate, check that the subject name is within the name-space given by the value of **permitted-subtrees** and is not within the name-space given by the value of **excluded-subtrees**.

h) If the certificate is not an intermediate self-issued certificate, and if required-name-forms is not an empty set, for each set of name forms in required-name-forms check that there is a subject name in the certificate of one of the name forms in the set.

10.5.2 Processing intermediate certificates

For an intermediate certificate, the following constraint recording actions are then performed, in order correctly to set up the state variables for the processing of the next certificate. Self-signed certificates, if encountered in the path, are ignored.

a) If the **nameConstraints** extension with a **permittedSubtrees** component is present in the certificate, set the *permitted-subtrees* state variable to the intersection of its previous value and the value indicated in the certificate extension.

b) If the **nameConstraints** extension with an **excludedSubtrees** component is present in the certificate, set the *excluded-subtrees* state variable to the union of its previous value and the value indicated in the certificate extension.

c) If *policy-mapping-inhibit-indicator* is set:

– process any policy mappings extension by, for each mapping identified in the extension, locating all rows in the authorities-constrained-policy-set table whose [path-depth] column entry is equal to the issuer domain policy value in the extension and delete the row.

d) If *policy-mapping-inhibit-indicator* is not set:

– process any policy mappings extension by, for each mapping identified in the extension, locating all rows in the *authorities-constrained-policy-set* table whose [*path-depth*] column entry is equal to the issuer domain policy value in the extension, and write the subject domain policy value from the extension in the [*path-depth*+1] column entry of the same row. If the extension maps an issuer domain policy to more than one subject domain policy, then the affected row is copied and the new entry added to each row. If the value in *authorities-constrained-policy-set*[0, *path-depth*] is *any-policy*, then write each issuer domain policy identifier from the policy mappings extension in the [*path-depth*] column, making duplicate rows as necessary and retaining qualifiers if they are present, and write the subject domain policy value from the extension in the [*path-depth*+1] column entry of the same row;

– if the *policy-mapping-inhibit-pending* indicator is set and the certificate is not self-issued, decrement the corresponding *skip-certificates* value and, if this value becomes zero, set the *policy-mapping-inhibit-indicator*;

– if the **inhibitPolicyMapping** constraint is present in the certificate, perform the following. For a **SkipCerts** value of 0, set the *policy-mapping-inhibit-indicator*. For any other **SkipCerts** value, set the *policy-mapping-inhibit-pending* indicator, and set the corresponding *skip-certificates* value to the lesser of the **SkipCerts** value and the previous *skip-certificates* value (if the *policy-mapping-inhibit-pending* indicator was already set).

Copyright International Organization for Standardization
Provided by IHS under license with ISO
No reproduction or networking permitted without license from IHS Not for Resale

e) For any row not modified in step c) above (and every row in the case that there is no mapping extension present in the certificate), write the policy identifier from [*path-depth*] column in the [*path-depth*+1] column of the row.

f) If *inhibit-any-policy-indicator* is not set:

– If the *inhibit-any-policy-pending* indicator is set and the certificate is not self-issued, decrement the corresponding *skip-certificates* value and, if this value becomes zero, set the *inhibit-any-policy-indicator*.

– If the **inhibitAnyPolicy** constraint is present in the certificate, perform the following. For a **SkipCerts** value of 0, set the *inhibit-any-policy-indicator*. For any other **SkipCerts** value, set the *inhibit-any-policy-pending* indicator, and set the corresponding *skip-certificates* value to the lesser of the **SkipCerts** value and the previous *skip-certificates* value (if the *inhibit-any-policy-pending* indicator was already set).

g) Increment [*path-depth*].

10.5.3 Explicit policy indicator processing

For all certificates, the following actions are then performed:

a) If *explicit-policy-indicator* is not set:

– if the *explicit-policy-pending* indicator is set and the certificate is not a self-issued intermediate certificate, decrement the corresponding *skip-certificates* value and, if this value becomes zero, set *explicit-policy-indicator*.

– If the **requireExplicitPolicy** constraint is present in the certificate, perform the following. For a **SkipCerts** value of 0, set the *explicit-policy-indicator*. For any other **SkipCerts** value, set the *explicit-policy-pending* indicator, and set the corresponding *skip-certificates* value to the lesser of the **SkipCerts** value and the previous *skip-certificates* value (if the *explicit-policy-pending* indicator was already set).

– If the **requireExplicitPolicy** component is present, and the certification path includes a certificate issued by a nominated CA, it is necessary for all certificates in the path to contain, in the certificate policies extension, an acceptable policy identifier. An acceptable policy identifier is the identifier of the certificate policy required by the user of the certification path, the identifier of a policy which has been declared equivalent to it through policy mapping, or *any-policy*. The nominated CA is either the issuer CA of the certificate containing this extension (if the value of **requireExplicitPolicy** is 0) or a CA which is the subject of a subsequent certificate in the certification path (as indicated by a non-zero value).

10.5.4 Final processing

Once all certificates in the path have been processed, the following actions are then performed:

a) Determine the authorities-constrained-policy-set from the authorities-constrained-policy-set table. If the table is empty, then the authorities-constrained-policy-set is the empty or null set. If the authorities-constrained-policy-set[0, path-depth] is any-policy, then the authorities-constrained-policy-set is any-policy. Otherwise, the authorities-constrained-policy-set is, for each row in the table, the value in the left-most cell which does not contain the identifier any-policy.

b) Calculate the user-constrained-policy-set by forming the intersection of the authorities-constrained-policy-set and the initial-policy-set.

c) If the explicit-policy-indicator is set, check that neither the authorities-constrained-policy-set nor the user-constrained-policy-set is empty.

If any of the above checks were to fail, then the procedure shall terminate, returning a failure indication, an appropriate reason code, the *explicit-policy-indicator*, the *authorities-constrained-policy-set* and the *user-constrained-policy-set*. If the failure is due to an empty *user-constrained-policy-set*, then the path is valid under the authority-constrained policy(s), but none is acceptable to the user.

If none of the above checks were to fail on the end certificate, then the procedure shall terminate, returning a success indication together with the *explicit-policy-indicator*, the *authorities-constrained-policy-set* and the *user-constrained-policy-set*.

Copyright International Organization for Standardization
Provided by IHS under license with ISO
No reproduction or networking permitted without license from IHS Not for Resale

11 PKI directory schema

This clause defines the directory schema elements used to represent PKI information in the Directory. It includes specification of relevant object classes, attributes and attribute value matching rules.

11.1 PKI directory object classes and name forms

This subclause includes the definition of object classes used to represent PKI objects in the Directory.

11.1.1 PKI user object class

The PKI user object class is used in defining entries for objects that may be the subject of public-key certificates.

```
pkiUser  OBJECT-CLASS  ::=  {
        SUBCLASS OF             {top}
        KIND                    auxiliary
        MAY CONTAIN             {userCertificate}
        ID                      id-oc-pkiUser }
```

11.1.2 PKI CA object class

The PKI CA object class is used in defining entries for objects that act as certification authorities.

```
pkiCA  OBJECT-CLASS  ::=  {
        SUBCLASS OF             {top}
        KIND                    auxiliary
        MAY CONTAIN             {cACertificate |
                                certificateRevocationList |
                                authorityRevocationList |
                                crossCertificatePair }
        ID                      id-oc-pkiCA }
```

11.1.3 CRL distribution points object class and name form

The CRL Distribution Point object class is used in defining entries for object which act as CRL Distribution Points.

```
cRLDistributionPoint  OBJECT-CLASS  ::=  {
        SUBCLASS OF             { top }
        KIND                    structural
        MUST CONTAIN            { commonName }
        MAY CONTAIN             { certificateRevocationList |
                                authorityRevocationList |
                                deltaRevocationList }
        ID                      id-oc-cRLDistributionPoint }
```

The CRL Distribution Point name form specifies how entries of object class **cRLDistributionPoint** may be named.

```
cRLDistPtNameForm  NAME-FORM  ::=  {
        NAMES                   cRLDistributionPoint
        WITH ATTRIBUTES         { commonName }
        ID                      id-nf-cRLDistPtNameForm }
```

Copyright International Organization for Standardization
Provided by IHS under license with ISO
No reproduction or networking permitted without license from IHS
Not for Resale

11.1.4 Delta CRL object class

The delta CRL object class is used in defining entries for objects that hold delta revocation lists (e.g., CAs, AAs etc.).

```
deltaCRL  OBJECT-CLASS  ::=  {
        SUBCLASS OF             {top}
        KIND                    auxiliary
        MAY CONTAIN             { deltaRevocationList }
        ID                      id-oc-deltaCRL }
```

11.1.5 Certificate Policy & CPS object class

The CP CPS object class is used in defining entries for objects that contain certificate policy and/or certification practice information.

```
cpCps  OBJECT-CLASS  ::=  {
        SUBCLASS OF             {top}
        KIND                    auxiliary
        MAY CONTAIN             { certificatePolicy |
                                  certificationPracticeStmt }
        ID                      id-oc-cpCps }
```

11.1.6 PKI certificate path object class

The PKI cert path object class is used in defining entries for objects that contain PKI paths. It will generally be used in conjunction with entries of structural **pkiCA** or **pkiUser**.

```
pkiCertPath  OBJECT-CLASS  ::=  {
        SUBCLASS OF             {top}
        KIND                    auxiliary
        MAY CONTAIN             { pkiPath }
        ID                      id-oc-pkiCertPath }
```

11.2 PKI directory attributes

This subclause includes the definition of directory attributes to store PKI information elements in the Directory.

11.2.1 User certificate attribute

A user may obtain one or more public-key certificates from one or more CAs. The **userCertificate** attribute type contains the public-key certificates a user has obtained from one or more CAs.

```
userCertificate  ATTRIBUTE  ::=  {
        WITH SYNTAX                     Certificate
        EQUALITY MATCHING RULE      certificateExactMatch
        ID                              id-at-userCertificate }
```

11.2.2 CA certificate attribute

The **cACertificate** attribute of a CA's directory entry shall be used to store self-issued certificates (if any) and certificates issued to this CA by CAs in the same realm as this CA. In the case of v3 certificates, these certificates shall include a **basicConstraints** extension with the **cA** value set to **TRUE**. The definition of realm is purely a matter of local policy.

```
cACertificate  ATTRIBUTE  ::=  {
        WITH SYNTAX                     Certificate
```


Copyright International Organization for Standardization
Provided by IHS under license with ISO
No reproduction or networking permitted without license from IHS Not for Resale

EQUALITY MATCHING RULE certificateExactMatch

ID id-at-cAcertificate }

11.2.3 Cross-certificate pair attribute

The **issuedToThisCA** elements of the **crossCertificatePair** attribute of a CA's directory entry shall be used to store all, except self-issued certificates issued to this CA. Optionally, the **issuedByThisCA** elements of the **crossCertificatePair** attribute, of a CA's directory entry may contain a subset of certificates issued by this CA to other CAs. If a CA issues a certificate to another CA, and the subject CA is not a subordinate to the issuer CA in a hierarchy, then the issuer CA shall place that certificate in the **issuedByThisCA** element of the **crossCertificatePair** attribute of its own directory entry. When both the **issuedToThisCA** and the **issuedByThisCA** elements are present in a single attribute value, issuer name in one certificate shall match the subject name in the other and vice versa, and the subject public key in one certificate shall be capable of verifying the digital signature on the other certificate and vice versa. The term **forward** was used in previous editions for **issuedToThisCA** and the term **reverse** was used in previous editions for **issuedByThisCA**.

When an **issuedByThisCA** element is present, the **issuedToThisCA** element value and the **issuedByThisCA** element value need not be stored in the same attribute value; in other words, they can be stored in either a single attribute value or two attribute values.

In the case of v3 certificates, these shall include a **basicConstraints** extension with the **cA** value set to **TRUE**.

```
crossCertificatePair ATTRIBUTE ::= {
    WITH SYNTAX                 CertificatePair
    EQUALITY MATCHING RULE      certificatePairExactMatch
    ID                          id-at-crossCertificatePair }

CertificatePair ::= SEQUENCE {
    forward             [0]     Certificate OPTIONAL,
    reverse             [1]     Certificate OPTIONAL
                                -- at least one of the pair shall be present -- }
    (WITH COMPONENTS { ..., forward PRESENT} |
    WITH COMPONENTS { ..., reverse PRESENT})
```

11.2.4 Certificate revocation list attribute

The following attribute contains a list of revoked certificates.

```
certificateRevocationList ATTRIBUTE ::= {
    WITH SYNTAX                 CertificateList
    EQUALITY MATCHING RULE      certificateListExactMatch
    ID                          id-at-certificateRevocationList }
```

11.2.5 Authority revocation list attribute

The following attribute contains a list of revoked authority certificates.

```
authorityRevocationList ATTRIBUTE ::= {
    WITH SYNTAX                 CertificateList
    EQUALITY MATCHING RULE      certificateListExactMatch
    ID                          id-at-authorityRevocationList }
```

11.2.6 Delta revocation list attribute

The following attribute type is defined for holding a dCRL in a directory entry:

Copyright International Organization for Standardization
Provided by IHS under license with ISO
No reproduction or networking permitted without license from IHS Not for Resale

```
deltaRevocationList ATTRIBUTE  ::=  {
        WITH SYNTAX                         CertificateList
        EQUALITY MATCHING RULE      certificateListExactMatch
        ID                                  id-at-deltaRevocationList }
```

11.2.7 Supported algorithms attribute

A Directory attribute is defined to support the selection of an algorithm for use when communicating with a remote end entity using certificates as defined in this Directory Specification. The following ASN.1 defines this (multi-valued) attribute:

```
supportedAlgorithms  ATTRIBUTE  ::=  {
        WITH SYNTAX                         SupportedAlgorithm
        EQUALITY MATCHING RULE      algorithmIdentifierMatch
        ID                                  id-at-supportedAlgorithms }

SupportedAlgorithm  ::=  SEQUENCE {
        algorithmIdentifier                 AlgorithmIdentifier{{SupportedAlgorithms}},
        intendedUsage               [0]     KeyUsage OPTIONAL,
        intendedCertificatePolicies [1]     CertificatePoliciesSyntax OPTIONAL }
```

Each value of the multi-valued attribute shall have a distinct **algorithmIdentifier** value. The value of the **intendedUsage** component provides an indication of the intended usage of the algorithm (see 8.2.2.3 for recognized uses). The value of the **intendedCertificatePolicies** component identifies the certificate policies and, optionally, certificate policy qualifiers with which the identified algorithm may be used.

11.2.8 Certification practice statement attribute

The **certificationPracticeStmt** attribute is used to store information about an authority's certification practice statement.

```
certificationPracticeStmt  ATTRIBUTE  ::={
        WITH SYNTAX                         InfoSyntax
        ID                                  id-at-certificationPracticeStmt }

InfoSyntax     ::=     CHOICE {
    content                 UnboundedDirectoryString,
    pointer         SEQUENCE {
            name            GeneralNames,
            hash            HASH { HashedPolicyInfo } OPTIONAL } }

POLICY  ::=  TYPE-IDENTIFIER

HashedPolicyInfo  ::=  POLICY.&Type( {Policies} )

Policies POLICY  ::= {...} -- Defined by implementors --
```

If **content** is present, the complete content of the authority's certification practice statement is included.

If **pointer** is present, the **name** component references one or more locations where a copy of the authority's certification practice statement can be located. If the **hash** component is present, it contains a HASH of the content of the certification

Copyright International Organization for Standardization
Provided by IHS under license with ISO
No reproduction or networking permitted without license from IHS Not for Resale

practice statement that should be found at a referenced location. This hash can be used to perform an integrity check of the referenced document.

11.2.9 Certificate policy attribute

The **certificatePolicy** attribute is used to store information about a certificate policy.

```
certificatePolicy  ATTRIBUTE  ::= {
        WITH SYNTAX             PolicySyntax
        ID                      id-at-certificatePolicy }

PolicySyntax  ::=  SEQUENCE {
        policyIdentifier        PolicyID,
        policySyntax        InfoSyntax }

PolicyID  ::=  CertPolicyId
```

The **policyIdentifier** component includes the object identifier registered for the particular certificate policy.

If **content** is present, the complete content of the certificate policy is included.

If **pointer** is present, the **name** component references one or more locations where a copy of the certificate policy can be located. If the **hash** component is present, it contains a HASH of the content of the certificate policy that should be found at a referenced location. This hash can be used to perform an integrity check of the referenced document.

NOTE – The option to include a hash in this attribute is purely to perform an integrity check against data located from a source other than the directory. The HASH stored in the Directory needs to be protected. Directory security services, including strong authentication, access control and/or signed attributes could be used for this purpose. In addition, even if the HASH matches the original CP/CPS document, there are additional security requirements to ensure that the original specification itself is the correct document (e.g., the document is signed by an appropriate authority).

11.2.10 PKI path attribute

The PKI path attribute is used to store certification paths, each consisting of a sequence of certificates.

```
pkiPath  ATTRIBUTE  ::= {
        WITH SYNTAX             PkiPath
        ID                      id-at-pkiPath }
```

This attribute can be stored in a directory entry of object class **pkiCA** or **pkiUser**.

When stored in **pkiCA** entries, values of this attribute contain certification paths excluding end-entity certificates. As such, the attribute is used to store certification paths that are frequently used by relying parties associated with that CA. A value of this attribute can be used in conjunction with any end-entity certificate issued by the last certificate subject in the attribute value.

When stored in **pkiUser** entries, values of this attribute contain certification paths that include the end-entity certificate. In this case, the end-entity is the user whose entry holds this attribute. The values of the attribute represent complete certification paths for certificates issued to this user.

11.3 PKI directory matching rules

This Directory Specification defines matching rules for use with attributes of type **Certificate**, **CertificatePair**, **CertificateList, CertificatePolicy**, and **SupportedAlgorithm**, respectively. This clause also defines matching rules to facilitate the selection of certificates or CRLs with specific characteristics from multi-valued attributes holding multiple certificates or CRLs. The enhanced certificate matching rule provides the ability to perform more sophisticated matching against certificates held in directory entries.

Copyright International Organization for Standardization
Provided by IHS under license with ISO
No reproduction or networking permitted without license from IHS Not for Resale

11.3.1 Certificate exact match

The certificate exact match rule compares for equality a presented value with an attribute value of type **Certificate**. It uniquely selects a single certificate.

```
certificateExactMatch  MATCHING-RULE  ::= {
        SYNTAX              CertificateExactAssertion
        ID                  id-mr-certificateExactMatch }

CertificateExactAssertion  ::=  SEQUENCE {
        serialNumber  CertificateSerialNumber,
        issuer        Name }
```

This matching rule returns TRUE if the components in the attribute value match those in the presented value.

11.3.2 Certificate match

The certificate match rule compares a presented value with an attribute value of type **Certificate**. It selects one or more certificates on the basis of various characteristics.

```
certificateMatch  MATCHING-RULE  ::=  {
        SYNTAX              CertificateAssertion
        ID                  id-mr-certificateMatch }

CertificateAssertion  ::=  SEQUENCE {
        serialNumber              [0]   CertificateSerialNumber     OPTIONAL,
        issuer                    [1]   Name                        OPTIONAL,
        subjectKeyIdentifier      [2]   SubjectKeyIdentifier        OPTIONAL,
        authorityKeyIdentifier    [3]   AuthorityKeyIdentifier      OPTIONAL,
        certificateValid          [4]   Time                        OPTIONAL,
        privateKeyValid           [5]   GeneralizedTime             OPTIONAL,
        subjectPublicKeyAlgID     [6]   OBJECT IDENTIFIER           OPTIONAL,
        keyUsage                  [7]   KeyUsage                    OPTIONAL,
        subjectAltName            [8]   AltNameType                 OPTIONAL,
        policy                    [9]   CertPolicySet               OPTIONAL,
        pathToName                [10]  Name                        OPTIONAL,
        subject                   [11]  Name                        OPTIONAL,
        nameConstraints           [12]  NameConstraintsSyntax       OPTIONAL }

AltNameType ::= CHOICE {
        builtinNameForm     ENUMERATED {
                rfc822Name                  (1),
                dNSName                     (2),
                x400Address                 (3),
                directoryName               (4),
                ediPartyName                (5),
                uniformResourceIdentifier   (6),
```


Copyright International Organization for Standardization
Provided by IHS under license with ISO
No reproduction or networking permitted without license from IHS Not for Resale

```
        iPAddress                   (7),
        registeredId                (8) },
    otherNameForm           OBJECT IDENTIFIER }

CertPolicySet ::= SEQUENCE SIZE (1..MAX) OF CertPolicyId
```

This matching rule returns **TRUE** if all of the components that are present in the presented value match the corresponding components of the attribute value, as follows:

serialNumber matches if the value of this component in the attribute value equals that in the presented value;

issuer matches if the value of this component in the attribute value equals that in the presented value;

subjectKeyIdentifier matches if the value of this component in the stored attribute value equals that in the presented value; there is no match if the stored attribute value contains no subject key identifier extension;

authorityKeyIdentifier matches if the value of this component in the stored attribute value equals that in the presented value; there is no match if the stored attribute value contains no authority key identifier extension or if not all components in the presented value are present in the stored attribute value;

certificateValid matches if the presented value falls within the validity period of the stored attribute value;

privateKeyValid matches if the presented value falls within the period indicated by the private key usage period extension of the stored attribute value or if there is no private key usage period extension in the stored attribute value;

subjectPublicKeyAlgID matches if it is equal to the **algorithm** component of the **algorithmIdentifier** of the **subjectPublicKeyInformation** component of the stored attribute value;

keyUsage matches if all of the bits set in the presented value are also set in the key usage extension in the stored attribute value, or if there is no key usage extension in the stored attribute value;

subjectAltName matches if the stored attribute value contains the subject alternative name extension with an **AltNames** component of the same name type as indicated in the presented value;

policy matches if at least one member of the **CertPolicySet** presented appears in the certificate policies extension in the stored attribute value or if either the presented or stored certificate contains the special value **anyPolicy** in the **policy** component. There is no match if there is no certificate policies extension in the stored attribute value;

pathToName matches unless the certificate has a name constraints extension which inhibits the construction of a certification path to the presented name value;

subject matches if the value of this component in the attribute value equals that in the presented value;

nameConstraints matches if the subject names in the stored attribute value are within the name space given by the value of the permitted-subtrees component of the presented value and are not within the name space given by the value of the excluded-subtrees component of the presented value.

11.3.3 Certificate pair exact match

The certificate pair exact match rule compares for equality a presented value with an attribute value of type **CertificatePair**. It uniquely selects a single cross-certificate pair.

```
certificatePairExactMatch  MATCHING-RULE  ::= {
        SYNTAX              CertificatePairExactAssertion
        ID                  id-mr-certificatePairExactMatch }

CertificatePairExactAssertion  ::=  SEQUENCE {
        issuedToThisCAAssertion     [0]     CertificateExactAssertion OPTIONAL,
        issuedByThisCAAssertion     [1]     CertificateExactAssertion OPTIONAL }
        ( WITH COMPONENTS                   {..., issuedToThisCAAssertion PRESENT} |
          WITH COMPONENTS                   {..., issuedByThisCAAssertion PRESENT} )
```

Copyright International Organization for Standardization
Provided by IHS under license with ISO
No reproduction or networking permitted without license from IHS Not for Resale

This matching rule returns TRUE if the components that are present in the **issuedToThisCAAssertion** and **issuedByThisCAAssertion** components of the presented value match the corresponding components of the **issuedToThisCA** and **issuedByThisCA** components, respectively, in the stored attribute value.

11.3.4 Certificate pair match

The certificate pair match rule compares a presented value with an attribute value of type **CertificatePair**. It selects one or more cross-certificate pairs on the basis of various characteristics of either the **issuedToThisCA** or **issuedByThisCA** certificate of the pair.

```
certificatePairMatch  MATCHING-RULE  ::=  {
        SYNTAX              CertificatePairAssertion
        ID                  id-mr-certificatePairMatch }

CertificatePairAssertion  ::=  SEQUENCE {
        issuedToThisCAAssertion     [0]     CertificateAssertion OPTIONAL,
        issuedByThisCAAssertion     [1]     CertificateAssertion OPTIONAL }
        ( WITH COMPONENTS                   {..., issuedToThisCAAssertion PRESENT} |
          WITH COMPONENTS                   {..., issuedByThisCAAssertion PRESENT} )
```

This matching rule returns TRUE if all of the components that are present in the **issuedToThisCAAssertion** and **issuedByThisCAAssertion** components of the presented value match the corresponding components of the **issuedToThisCA** and **issuedByThisCA** components, respectively, in the stored attribute value.

11.3.5 Certificate list exact match

The certificate list exact match rule compares for equality a presented value with an attribute value of type **CertificateList**. It uniquely selects a single CRL.

```
certificateListExactMatch  MATCHING-RULE  ::=  {
        SYNTAX              CertificateListExactAssertion
        ID                  id-mr-certificateListExactMatch }

CertificateListExactAssertion  ::=  SEQUENCE {
        issuer              Name,
        thisUpdate          Time,
        distributionPoint   DistributionPointName OPTIONAL }
```

The rule returns TRUE if the components in the stored attribute value match those in the presented value. If the **distributionPoint** component is present, then it shall match in at least one name form.

11.3.6 Certificate list match

The certificate list match rule compares a presented value with an attribute value of type **CertificateList**. It selects one or more CRLs based on of various characteristics.

```
certificateListMatch  MATCHING-RULE  ::=  {
        SYNTAX              CertificateListAssertion
        ID                  id-mr-certificateListMatch }

CertificateListAssertion  ::=  SEQUENCE {
        issuer              Name                    OPTIONAL,
        minCRLNumber        [0]     CRLNumber       OPTIONAL,
```


Copyright International Organization for Standardization
Provided by IHS under license with ISO
No reproduction or networking permitted without license from IHS Not for Resale

```
    maxCRLNumber        [1]  CRLNumber          OPTIONAL,
    reasonFlags              ReasonFlags        OPTIONAL,
    dateAndTime              Time               OPTIONAL,
    distributionPoint   [2]  DistributionPointName OPTIONAL,
    authorityKeyIdentifier [3] AuthorityKeyIdentifier OPTIONAL }
```

The matching rule returns TRUE if all of the components that are present in the presented value match the corresponding components of the stored attribute value, as follows:

issuer matches if the value of this component in the attribute value equals that in the presented value;

minCRLNumber matches if its value is less than or equal to the value in the CRL number extension of the stored attribute value; there is no match if the stored attribute value contains no CRL number extension;

maxCRLNumber matches if its value is greater than or equal to the value in the CRL number extension of the stored attribute value; there is no match if the stored attribute value contains no CRL number extension;

reasonFlags matches if any of the bits that are set in the presented value are also set in the **onlySomeReasons** components of the issuing distribution point extension of the stored attribute value; there is also a match if the stored attribute value contains no **reasonFlags** in the issuing distribution point extension, or if the stored attribute value contains no issuing distribution point extension;

NOTE – Even though a CRL matches on a particular value of **reasonFlags**, the CRL may not contain any revocation notices with that reason code.

dateAndTime matches if the value is equal to or later than the value in the **thisUpdate** component of the stored attribute value and is earlier than the value in the **nextUpdate** component of the stored attribute value; there is no match if the stored attribute value contains no **nextUpdate** component;

distributionPoint matches if the stored attribute value contains an issuing distribution point extension and the value of this component in the presented value equals the corresponding value, in at least one name form, in that extension;

authorityKeyIdentifier matches if the value of this component in the stored attribute value equals that in the presented value; there is no match if the stored attribute value contains no authority key identifier extension or if not all components in the presented value are present in the stored attribute value.

11.3.7 Algorithm identifier match

The algorithm identifier match rule compares for equality a presented value with an attribute value of type **SupportedAlgorithms**.

```
algorithmIdentifierMatch  MATCHING-RULE  ::=  {
    SYNTAX          AlgorithmIdentifier{{SupportedAlgorithms}}
    ID              id-mr-algorithmIdentifierMatch }
```

The rule returns TRUE if the presented value is equal to the **algorithmIdentifier** component of the stored attribute value.

11.3.8 Policy match

The policy match rule compares for equality a presented value with an attribute value of type **CertificatePolicy** or an attribute value of type **privPolicy**.

```
policyMatch  MATCHING-RULE  ::=  {
    SYNTAX          PolicyID
    ID              id-mr-policyMatch }
```

The rule returns **TRUE** if the presented value is equal to the **policyIdentifier** component of the stored attribute value.

11.3.9 PKI path match

The **pkiPathMatch** match rule compares for equality a presented value with an attribute value of type **pkiPath**. A certificate using system may use this matching rule to select a path beginning with a certificate issued by a CA which it trusts and ending with a certificate issued to the specified subject.

Copyright International Organization for Standardization
Provided by IHS under license with ISO
No reproduction or networking permitted without license from IHS
Not for Resale

```
pkiPathMatch MATCHING-RULE ::= {
        SYNTAX          PkiPathMatchSyntax
        ID              id-mr-pkiPathMatch }

PkiPathMatchSyntax ::= SEQUENCE {
        firstIssuer     Name,
        lastSubject     Name }
```

This matching rule returns **TRUE** if the presented value in the **firstIssuer** component matches the corresponding elements of the **issuer** field of the first certificate in the **SEQUENCE** in the stored value and the presented value in the **lastSubject** component matches the corresponding elements of the subject field of the last certificate in the **SEQUENCE** in the stored value. This matching rule returns **FALSE** if either match fails.

11.3.10 Enhanced certificate match

The enhanced certificate match rule compares a presented value with an attribute value of type **Certificate**. It selects one or more certificates based on various characteristics.

```
enhancedCertificateMatch MATCHING-RULE ::= {
        SYNTAX          EnhancedCertificateAssertion
        ID              id-mr-enhancedCertificateMatch }

EnhancedCertificateAssertion ::= SEQUENCE {
        serialNumber            [0]  CertificateSerialNumber    OPTIONAL,
        issuer                  [1]  Name                       OPTIONAL,
        subjectKeyIdentifier    [2]  SubjectKeyIdentifier       OPTIONAL,
        authorityKeyIdentifier  [3]  AuthorityKeyIdentifier     OPTIONAL,
        certificateValid        [4]  Time                       OPTIONAL,
        privateKeyValid         [5]  GeneralizedTime            OPTIONAL,
        subjectPublicKeyAlgID   [6]  OBJECT IDENTIFIER          OPTIONAL,
        keyUsage                [7]  KeyUsage                   OPTIONAL,
        subjectAltName          [8]  AltName                    OPTIONAL,
        policy                  [9]  CertPolicySet              OPTIONAL,
        pathToName              [10] GeneralNames               OPTIONAL,
        subject                 [11] Name                       OPTIONAL,
        nameConstraints         [12] NameConstraintsSyntax      OPTIONAL }
        (ALL EXCEPT ({ -- none; at least one component shall be present -- }))

AltName ::= SEQUENCE {
        altnameType   AltNameType,
        altNameValue GeneralName OPTIONAL }
```

The directory search operation allows for multiple values of **EnhancedCertificateAssertion** to be combined in filter specifications, including and/or logic. This matching rule returns **TRUE** if all of the components that are present in the presented value match the corresponding components of the attribute value, as follows:

Matching for **serialNumber**; **issuer**; **subjectKeyIdentifier**; **authorityKeyIdentifier**; **certificateValid**, **privateKeyValid**, **policy**, **subject**, and **nameConstraints** components is as defined for the same components in the **certificateMatch** matching rule.

Copyright International Organization for Standardization
Provided by IHS under license with ISO
No reproduction or networking permitted without license from IHS Not for Resale

subjectAltName component contains an **altNameType** and optional **altNameValue** fields. If **altNameValue** is present, the value shall be of the same name form as indicated in **altNameType**.

subjectAltName matches if at least one of the following conditions is true:

- The presented value contains only the **altNameType** component and the stored attribute value contains the subject alternative name extension with an **AltNames** component of the same type as indicated in the presented value;
- The presented value contains both the **altNameType** and **altNameValue** components and the stored attribute value contains the subject alternative name extension with an **AltNames** component of the same type and value indicated in the presented value.

subjectAltName match fails if at least one of the following conditions is true:

- The stored attribute value does not contain the subject alternative name extension;
- The stored attribute value contains the subject alternative name extension but the **AltNames** component does not include the same type as identified in the presented value;
- The presented value contains both the **altNameType** and **altNameValue** components and the stored attribute value contains the subject alternative name extension with an **AltNames** component of the same type indicated in the presented value, but the stored value does not contain the same value of that type as in the presented value.

subjectAltName match is undefined if the presented value contains both the **altNameType** and **altNameValue** components and the stored attribute value contains the subject alternative name extension with an **AltNames** component of the same type indicated in the presented value, but the type is one for which the directory is unable to compare values for purposes of determining a match. This may be because the name form is not appropriate for matching or because the directory is unable to perform the required comparisons.

pathToName matches unless the certificate has a name constraints extension which inhibits the construction of a certification path to any of the presented name values. For example, if attempting to retrieve certificates that form a path to a user certificate which has a subject value of "dc=com; dc=corporate; cn=john.smith", it may be useful to include an assertion in the search operation containing this DN in the **pathToName** component. A stored certificate that contained a name constraints extension that excluded the complete subtree below base "dc=com; dc=company A" would fail in certification path validation to that user certificate and would therefore not be a matched value for this sample assertion.

SECTION 3 – ATTRIBUTE CERTIFICATE FRAMEWORK

The attribute certificate framework defined here provides a foundation upon which Privilege Management Infrastructures (PMI) can be built. These infrastructures can support applications such as access control.

The binding of a privilege to an entity is provided by an authority through a digitally signed data structure called an attribute certificate or through a public-key certificate containing an extension defined explicitly for this purpose. The format of attribute certificates is defined here, including an extensibility mechanism and a set of specific certificate extensions. Revocation of attribute certificates may or may not be needed. For example, in some environments, the attribute certificate validity periods may be very short (e.g., minutes), negating the need for a revocation scheme. If, for any reason, an authority revokes a previously issued attribute certificate, users need to be able to learn that revocation has occurred so they do not use an untrustworthy certificate. Revocation lists are one scheme that can be used to notify users of revocations. The format of revocation lists is defined in Section 2 of this Specification, including an extensibility mechanism and a set of revocation list extensions. Additional extensions are defined here. In both the certificate and revocation list case, other bodies may also define additional extensions that are useful to their specific environments.

An attribute certificate using system needs to validate a certificate prior to using that certificate for an application. Procedures for performing that validation are also defined here, including verifying the integrity of the certificate itself, its revocation status, and its validity with respect to the intended use.

This framework includes a number of optional elements that are appropriate only in some environments. Although the models are defined as complete, this framework can be used in environments where not all components of the defined models are used. For example there are environments where revocation of attribute certificates is not required. Privilege delegation and the use of roles are also aspects of this framework that are not universally applicable. However, these are included in this Specification so that those environments that do have requirements for them can also be supported.

The Directory uses attribute certificates to provide rule-based access control to Directory information.

Copyright International Organization for Standardization
Provided by IHS under license with ISO
No reproduction or networking permitted without license from IHS Not for Resale

12 Attribute Certificates

Public-key certificates are principally intended to provide an identity service upon which other security services, such as data integrity, entity authentication, confidentiality and authorization, may be built. There are two distinct mechanisms provided in this Specification for binding a privilege attribute to a holder.

Public-key certificates, used in combination with the entity authentication service, can provide an authorization service directly, if privileges are associated with the subject through the practices of the issuing CA. Public-key certificates may contain a **subjectDirectoryAttributes** extension that contains privileges associated with the subject of the public-key certificate. This mechanism is appropriate in situations where the authority issuing the public-key certificate (CA) is also the authority for delegating the privilege (AA) and the validity period of the privilege corresponds to the validity period of the public-key certificate. End-entities cannot act as AAs. If any of the extensions defined in clause 15 are included in a public-key certificate, those extensions apply equally to all privileges assigned in the **subjectDirectoryAttributes** extension of that public-key certificate.

In the more general case, entity privileges will have lifetimes that do not match the validity period for a public-key certificate. Privileges will often have a much shorter lifetime. The authority for assignment of privilege will frequently be other than the authority issuing that same entity a public-key certificate and different privileges may be assigned by different Attribute Authorities (AA). Privileges may also be assigned based on a temporal context and the 'turn on/turn off' aspect of privileges may well be asynchronous with the lifetime of the public-key certificate and/or asynchronous with entity privileges issued from a different AA. The use of attribute certificates issued by an AA provides a flexible Privilege Management Infrastructure (PMI) which can be established and managed independently from a PKI. At the same time, there is a relationship between the two whereby the PKI is used to authenticate identities of issuers and holders in attribute certificates.

12.1 Attribute certificate structure

An attribute certificate is a separate structure from a subject's public key certificate. A subject may have multiple attribute certificates associated with each of its public key certificates. There is no requirement that the same authority create both the public key certificate and attribute certificate(s) for a user; in fact separation of duties will frequently dictate otherwise. In environments where different authorities have responsibility for issuing public key and attribute certificates, the public key certificate(s) issued by a Certification Authority (CA) and the attribute certificate(s) issued by an Attribute Authority (AA) would be signed using different private signing keys. In environments where a single entity is both the CA, issuing public key certificates, and the AA, issuing attribute certificates, it is strongly recommended that a different key be used to sign attribute certificates than the key used to sign public-key certificates. Exchanges between the issuing authority and the entity receiving a certificate are outside the scope of this Specification.

The attribute certificate is defined as follows.

```
AttributeCertificate ::= SIGNED {AttributeCertificateInfo}

AttributeCertificateInfo ::= SEQUENCE {
        version                 AttCertVersion, -- version is v2
        holder                  Holder,
        issuer                  AttCertIssuer,
        signature                       AlgorithmIdentifier{{SupportedAlgorithms}},
        serialNumber            CertificateSerialNumber,
        attrCertValidityPeriod          AttCertValidityPeriod,
        attributes                      SEQUENCE OF Attribute{{SupportedAttributes}},
        issuerUniqueID                  UniqueIdentifier        OPTIONAL,
        extensions              Extensions              OPTIONAL }

AttCertVersion          ::= INTEGER { v2(1) }

Holder ::= SEQUENCE {
        baseCertificateID       [0]     IssuerSerial            OPTIONAL,
```


Copyright International Organization for Standardization
Provided by IHS under license with ISO
No reproduction or networking permitted without license from IHS Not for Resale

```
        -- the issuer and serial number of  the holder's Public Key Certificate
    entityName          [1]  GeneralNames          OPTIONAL,
        -- the name of the entity or role
    objectDigestInfo    [2]  ObjectDigestInfo      OPTIONAL
        -- used to directly authenticate the holder, e.g., an executable
    -- at least one of baseCertificateID, entityName or objectDigestInfo shall be present --}

ObjectDigestInfo  ::=  SEQUENCE {
    digestedObjectType   ENUMERATED {
        publicKey                (0),
        publicKeyCert            (1),
        otherObjectTypes     (2) },
    otherObjectTypeID   OBJECT IDENTIFIER  OPTIONAL,
    digestAlgorithm          AlgorithmIdentifier{{SupportedAlgorithms}},
    objectDigest         BIT STRING }

AttCertIssuer  ::=  [0]SEQUENCE {
    issuerName                   GeneralNames  OPTIONAL,
    baseCertificateID    [0]     IssuerSerial  OPTIONAL,
    objectDigestInfo     [1]     ObjectDigestInfo  OPTIONAL }
    -- At least one component shall be present
    ( WITH COMPONENTS { ..., issuerName  PRESENT } |
      WITH COMPONENTS { ..., baseCertificateID  PRESENT } |
      WITH COMPONENTS { ..., objectDigestInfo PRESENT } )

IssuerSerial  ::=  SEQUENCE {
    issuer          GeneralNames,
    serial          CertificateSerialNumber,
    issuerUID           UniqueIdentifier OPTIONAL }

AttCertValidityPeriod  ::=  SEQUENCE {
    notBeforeTime           GeneralizedTime,
    notAfterTime        GeneralizedTime }
```

The **version** differentiates between different versions of the attribute certificate. For attribute certificates issued in accordance with the syntax in this Specification, **version** shall be **v2**.

The **holder** field conveys the identity of the attribute certificate's holder.

The **baseCertificateID** component, if present, identifies a particular public-key certificate that is to be used to authenticate the identity of this holder when asserting privileges with this attribute certificate.

The **entityName** component, if present, identifies one or more names for the holder. If **entityName** is the only component present in **holder**, any public-key certificate that has one of these names as its subject can be used to authenticate the identity of this holder when asserting privileges with this attribute certificate. If **baseCertificateID** and **entityName** are both present, only the certificate specified by **baseCertificateID** may be used. In this case **entityName** is included only as a tool to help the privilege verifier locate the identified public-key certificate.

NOTE 1 – There is a risk with the sole use of **GeneralNames** to identify the holder in that this points only to a name for the holder. This is generally insufficient to enable the authentication of a holder's identity for purposes of issuing privileges to that

Copyright International Organization for Standardization
Provided by IHS under license with ISO
No reproduction or networking permitted without license from IHS
Not for Resale

holder. Use of the issuer name and serial number of a specific public-key certificate, however, enables the issuer of attribute certificates to rely on the authentication process performed by the CA when issuing that particular public-key certificate. Also, some of the options in **GeneralNames** (e.g., **IPAddress**) are inappropriate for use in naming an attribute certificate holder, especially when the holder is a role and not an individual entity. Another problem with **GeneralNames** alone as an identifier for a holder is that many name forms within that construct do not have strict registration authorities or processes for the assignment of names.

The **objectDigestInfo** component, if present, is used directly to authenticate the identity of a holder, including an executable holder (e.g., an applet). The holder is authenticated by comparing a digest of the corresponding information, created by the privilege verifier with the same algorithm identified in **objectDigestInfo** with the content of **objectDigest**. If the two are identical, the holder is authenticated for purposes of asserting privileges with this attribute certificate.

- **publicKey** shall be indicated when a hash of an entity's public-key is included. Hashing a public-key may not uniquely identify one certificate (i.e., the identical key value may appear in multiple certificates). In order to link an attribute certificate to a public-key, the hash is calculated over the representation of that public-key which would be present in a public-key certificate. Specifically, the input for the hash algorithm shall be the DER encoding of a **SubjectPublicKeyInfo** representation of the key. Note that this includes the **AlgorithmIdentifier** as well as the **BIT STRING**. Note that if the public-key value used as input to the hash function has been extracted from a public-key certificate, then it is possible (e.g., if parameters for the Digital Signature Algorithm were inherited) then this may not be sufficient input for the HASH. The correct input for hashing in this context will include the value of the inherited parameters and thus may differ from the **SubjectPublicKeyInfo** present in the public-key certificate.
- **publicKeyCert** shall be indicated when a public-key certificate is hashed; the hash is over the entire DER encoding of the public-key certificate, including the signature bits.
- **otherObjectTypes** shall be indicated when objects other than public-keys or public-key certificates are hashed (e.g., software objects). The identity of the type of object may optionally be supplied. The portion of the object to be hashed can be determined either by the explicitly stated identifier of the type or, if the identifier is not supplied, by the context in which the object is used.

The **issuer** field conveys the identity of the AA that issued the certificate.

- The **issuerName** component, if present, identifies one or more names for the issuer.
- The **baseCertificateID** component, if present, identifies the issuer by reference to a specific public-key certificate for which this issuer is the subject.
- The **objectDigestInfo** component, if present, identifies the issuer by providing a hash of identifying information for the issuer.

The **signature** identifies the cryptographic algorithm used to digitally sign the attribute certificate.

The **serialNumber** is the serial number that uniquely identifies the attribute certificate within the scope of its issuer.

The **attrCertValidityPeriod** field conveys the time period during which the attribute certificate is considered valid, expressed in **GeneralizedTime** format.

The **attributes** field contains the attributes associated with the holder that are being certified (e.g., the privileges).

NOTE 2 – In the case of attribute descriptor attribute certificates, this sequence of attributes can be empty.

The **issuerUniqueID** may be used to identify the issuer of the attribute certificate in instances where the issuer component is not sufficient.

The **extensions** field allows addition of new fields to the attribute certificate.

If unknown elements appear within the extension, and the extension is not marked criticial, those unknown elements shall be ignored according to the rules of extensibility documented in 12.2.2 of ITU-T Rec. X.519 | ISO/IEC 9594-5.

The framework for attribute certificates described in this section is primarily focused on the model in which privilege is placed within attribute certificates. However, as mentioned earlier, the certificate extensions defined in this section can also be placed in a public-key certificate using the **subjectDirectoryAttributes** extension.

12.2 Attribute certificate paths

Just as with public-key certificates, there may be a requirement to convey an attribute certificate path (e.g., within an application protocol to assert privileges). The following ASN.1 data type can be used to represent an attribute certificate path:

```
AttributeCertificationPath ::= SEQUENCE {
```


Copyright International Organization for Standardization
Provided by IHS under license with ISO
No reproduction or networking permitted without license from IHS Not for Resale

```
        attributeCertificate    AttributeCertificate,
        acPath                  SEQUENCE OF ACPathData OPTIONAL }

ACPathData ::= SEQUENCE {
        certificate             [0]     Certificate OPTIONAL,
        attributeCertificate    [1]     AttributeCertificate OPTIONAL }
```

13 Attribute Authority, SOA and Certification Authority relationship

The Attribute Authority (AA) and Certification Authority (CA) are logically (and, in many cases, physically) completely independent. The creation and maintenance of "identity" can (and often should) be separated from the PMI. Thus the entire PKI, including CAs, may be existing and operational prior to the establishment of the PMI. The CA, although it is the source of authority for identity within its domain, is not automatically the source of authority for privilege. The CA, therefore, will not necessarily itself be an AA and, by logical implication, will not necessarily be responsible for the decision as to what other entities will be able to function as AAs (e.g., by including such a designation in their identity certificates).

The Source of Authority (SOA) is the entity that is trusted by a privilege verifier as the entity with ultimate responsibility for assignment of a set of privileges. A resource may limit the SOA authority by trusting certain SOAs for specific functions (e.g., one for read privileges and a different one for write privileges). An SOA is itself an AA as it issues certificates to other entities in which privileges are assigned to those entities. An SOA is analogous to a 'root CA' or 'trust anchor' in the PKI, in that a privilege verifier trusts certificates signed by the SOA. In some environments there is a need for CAs to have tight control over the entities that can act as SOAs. This framework provides a mechanism for supporting that requirement. In other environments, that control is not needed and mechanisms for determining the entities that can act as SOAs in such environments may be outside the scope of this Specification.

This framework is flexible and can satisfy the requirements of many types of environments.

a) In many environments, all privileges will be assigned directly to individual entities by a single AA, namely the SOA.

b) Other environments may require support for the optional roles feature, whereby individuals are issued certificates that assign various roles to them. The privileges associated with the role are implicitly assigned to such individuals. The role privileges may themselves be assigned in an attribute certificate issued to the role itself or through some other means (e.g., locally configured).

c) In some scenarios it might be required for an AA to issue privileges to a group of entities that share a common property, for example, a set of web servers or a team of people, rather than to a single entity

d) Another optional feature of this framework is the support of privilege delegation. If delegation is done, the SOA assigns privilege to an entity that is permitted to also act as an AA and further delegate the privilege. Delegation may continue through several intermediary AAs until it is ultimately assigned to an end-entity that cannot further delegate that privilege. The intermediary AAs may or may not also be able to act as privilege asserters for the privileges they delegate.

e) In some environments, the same physical entity may be acting as both an AA and a CA. This dual logical role for the same physical entity is always the case when privilege is conveyed within **subjectDirectoryAttributes** extension of a public-key certificate. In other environments, separate physical entities act as CAs and AAs. In the latter case, privilege is assigned using attribute certificates instead of public-key certificates.

f) Some environments, such as virtual organisations, may need to link together their individual PMIs to form a federated PMI. This requirement is known as *Recognition of Authority* in this Directory Specification since one PMI (the local PMI) recognises the authority of the SOA (and optionally the AAs) in the other PMI (the remote PMI) to have some control over the privilege management in the local PMI. Such recognition of authority may or may not be mutual between PMIs.

When attribute certificates point to public-key certificates for their issuers and holders, the PKI is used to authenticate holders (privilege asserters) and verify the digital signatures of the issuers.

Two delegation models are described in this Specification. The first delegation model is one where the privilege delegator is an AA that can issue certificates delegating that privilege to others. The second model allows for an independent Delegation Service (DS) in which the entity issues certificates on behalf of another AA (that may or may not be able to issue ACs itself). This DS cannot itself act as a claimant for that privilege. The DS model is particularly relevant to environments that wish to maintain some central management over the set of privileges delegated within their

--`,,```,,,,````-`-`,,`,,`,`,,`---

Copyright International Organization for Standardization
Provided by IHS under license with ISO
No reproduction or networking permitted without license from IHS Not for Resale

domain. For example, a set of one or more DS servers performing delegation, rather than individual privilege holders, allows the total set of privileges delegated within an environment to be determined from a centralized facility and enables policy and management decisions to be modified accordingly. Two distinct deployment models are possible for DS servers. In one model, a privilege is assigned by an SOA to privilege holders and those holders are authorized to delegate that privilege to others. However, rather than issue the attribute certificates that delegate the privilege themselves, the privilege holder requests the DS to delegate that privilege on their behalf. The DS does not itself hold that privilege and therefore cannot act as a claimant for that privilege; however, the DS is authorized by the SOA to issue attribute certificates on behalf of other privilege holders. The second deployment model is similar to the first with the following exception. The DS is actually a holder that is assigned the privilege to be delegated, but the DS is not authorized to act as a claimant for the privilege, only as a delegator. In this case, the **noAssertion** extension must be set in the AC issued to the DS by the SOA. The DS is termed an indirect issuer.

In both deployment models, the SOA issues attributes/privileges to subordinate AAs. The AAs then request the DS to issue a subset of these privilege attributes to other holders. In the second deployment model, the DS can check that an AA is delegating within the overall scope set by the SOA; in the first deployment model, the DS cannot check and the relying party will have to check that delegation was performed correctly.

Two *recognition of authority* models are described in this Specification, static ROA and dynamic ROA. With static ROA, extra information is added into the local PMI policy that is loaded into the local PDPs prior to them making access control decisions for users who originate from the remote domain. No support for static ROA is provided in this Specification. With dynamic ROA, the local SOA issues new supplementary policy ACs that add additional information to the current policy. Remote SOAs may also be recognised to issue supplementary policy ACs for the local PDPs. In both cases these new supplementary policy ACs need to be read in by the local PDPs prior to them making access control decisions for requests from user of the remote domain.

13.1 Privilege in attribute certificates

Entities may acquire privilege in two ways:

- An AA may unilaterally assign privilege to an entity through the creation of an attribute certificate (perhaps totally on its own initiative, or at the request of some third party). This certificate may be stored in a publicly accessible repository and may subsequently be processed by one or more privilege verifiers to make an authorization decision. All of this may occur without the entity's knowledge or explicit action.
- Alternatively, an entity may request a privilege of some AA. Once created, this certificate may be returned (only) to the requesting entity, which explicitly supplies it when requesting access to some protected resource.

Note that in both procedures the AA needs to perform its due diligence to ensure that the entity should really be assigned this privilege. This may involve some out-of-band mechanisms, analogous to the certification of an identity/key-pair binding by a CA.

The attribute certificate based PMI is suitable in environments where any one of the following is true:

- A different entity is responsible for assigning particular privilege to a holder than for issuing public-key certificates to the same subject;
- There are a number of privilege attributes to be assigned to a holder, from a variety of authorities;
- The lifetime of a privilege differs from that of the holder's public key certificate validity (generally the lifetime of privileges is much shorter); or
- The privilege is valid only during certain intervals of time which are asynchronous with that user's public-key validity or validity of other privileges.

13.2 Privilege in public-key certificates

In some environments, privileges are associated with the subject through the practices of a CA. Such privilege may be put directly into public-key certificates (thereby re-using much of an already-established infrastructure), rather than issuing attribute certificates. In such cases, the privilege is included in the **subjectDirectoryAttributes** extension of the public-key certificate.

This mechanism is suitable in environments where one or more of the following are true:

- The same physical entity is acting both as a CA and an AA;
- The lifetime of the privilege is aligned with that of the public-key included in the certificate;
- Delegation of privilege is not permitted; or

Copyright International Organization for Standardization
Provided by IHS under license with ISO
No reproduction or networking permitted without license from IHS Not for Resale

– Delegation is permitted, but for any one delegation, all privileges in the certificate (in the **subjectDirectoryAttributes** extension) have the same delegation parameters and all extensions relevant to delegation apply equally to all privileges in the certificate.

14 PMI models

14.1 General model

The general privilege management model consists of three entities: the object, the privilege asserter and the privilege verifier.

The object may be a resource being protected, for example in an access control application. The resource being protected is referred to as the object. This type of object has methods which may be invoked (for example, the object may be a firewall which has an "Allow Entry" object method, or the object may be a file in a file system which has Read, Write, and Execute object methods). Another type of object in this model may be an object that was signed in a non-repudiation application.

The privilege asserter is the entity that holds a particular privilege and asserts its privileges for a particular context of use.

The privilege verifier is the entity that makes the determination as to whether or not asserted privileges are sufficient for the given context of use.

The pass/fail determination made by the privilege verifier is dependent upon four things:

– privilege of the privilege asserter;
– privilege policy in place;
– current environment variables, if relevant; and
– sensitivity of the object method, if relevant.

The privilege of a privilege holder reflects the degree of trust placed in that holder, by the certificate issuer, that the privilege holder will adhere to those aspects of policy which are not enforced by technical means. This privilege is encapsulated in the privilege holder's attribute certificate(s) (or **subjectDirectoryAttributes** extension of its public-key certificate), which may be presented to the privilege verifier in the invocation request, or may be distributed by some other means, such as via the Directory. Codifying privilege is done through the use of the **Attribute** construct, containing an **AttributeType** and a **SET OF AttributeValue**. Some attribute types used to specify privilege may have very simple syntax, such as a single **INTEGER** or an **OCTET STRING**. Others may have more complex syntaxes. This Directory Specification defines one simple privilege attribute type. Other examples are provided in Annex D.

The privilege policy specifies the degree of privilege which is considered sufficient for a given object method's sensitivity or context of use. The privilege policy needs to be protected for integrity and authenticity. A number of possibilities exist for conveying policy. At one extreme is the idea that policy is not really conveyed at all, but is simply defined and only ever kept locally in the privilege verifier's environment. At the other extreme is the idea that some policies are "universal" and should be conveyed to, and known by, every entity in the system. Between these extremes are many shades of variation. Schema components for storing privilege policy information in the Directory are defined in this Specification.

Privilege policy specifies the threshold for acceptance for a given set of privileges. That is, it defines precisely when a privilege verifier should conclude that a presented set of privileges is "sufficient" in order that it may grant access (to the requested object, resource, application, etc.) to the privilege asserter.

Syntax for the definition of privilege policy is not standardized in this Specification. Annex D contains a couple of examples of syntaxes that could be used for this purpose. However, these are examples only. Any syntax may be used for this purpose, including clear text. Regardless of the syntax used to define the privilege policy, each instance of privilege policy shall be uniquely identified. Object identifiers are used for this purpose.

PrivilegePolicy ::= OBJECT IDENTIFIER

The environment variables, if relevant, capture those aspects of policy required for the pass/fail determination (e.g., time of day or current account balance) which are available through some local means to the privilege verifier. Representation of environment variables is entirely a local matter.

The object method sensitivity, if relevant, may reflect attributes of the document or request to be processed, such as the monetary value of a funds transfer that it purports to authorize, or the confidentiality of a document's content. The object method's sensitivity may be explicitly encoded in an associated security label or in an attribute certificate held by the

Copyright International Organization for Standardization
Provided by IHS under license with ISO
No reproduction or networking permitted without license from IHS Not for Resale

object method, or it may be implicitly encapsulated in the structure and contents of the associated data object. It may be encoded in one of a number of different ways. For instance, it may be encoded outside the scope of PMI in the X.411 label associated with a document, in the fields of an EDIFACT interchange, or hard-coded in the privilege verifier's application. Alternatively, it may be done within the PMI, in an attribute certificate associated with the object method. For some contexts of use, no object method sensitivity is used.

There is not necessarily any binding relationship between a privilege verifier and any particular AA. Just as privilege holders may have attribute certificates issued to them by many different AAs, privilege verifiers may accept certificates issued by numerous AAs, which need not be hierarchically related to one another, to grant access to a particular resource.

The attribute certificate framework can be used to manage privileges of various types and for a number of purposes. The terms used in this Specification, such as privilege asserter, privilege verifier, etc. are independent of the particular application or use.

14.1.1 PMI in access control context

There is a standard framework for access control (ITU-T Rec. X.812 | ISO/IEC 10181-3) that defines a corresponding set of terms that are specific to the access control application. A mapping of the generic terms used in this Specification to those in the access control framework is provided here, to clarify the relationship between this model and that Specification.

Service request in this Specification corresponds to the ‘access request’ defined in the access control framework.

Privilege asserter in this Specification would be acting in the role of an 'initiator' in the access control framework.

Privilege verifier in this Specification would be acting in the role of an 'access control decision function (ADF)' in the access control framework.

Object method for which privilege is being asserted in this Specification would correspond to the 'target' defined in the access control framework.

Environmental variables in this Specification would correspond to the 'contextual information' in the access control framework.

Privilege policy discussed in this Specification could include 'access control policy', and 'access control policy rules' as defined in the access control framework.

This model allows a PMI to be overlaid fairly seamlessly on an existing network of resources to be protected. In particular, having the privilege verifier act as a gateway to a sensitive object method, granting or denying requests for invocation of that object method, enables the object to be protected with little or no impact to the object itself. The privilege verifier screens all requests and only those that are properly authorized are passed on to the appropriate object methods.

14.1.2 PMI in a non-repudiation context

There is a standard framework for non-repudiation (ITU-T Rec. X.813 | ISO/IEC 10181-4) which defines a corresponding set of terms that are specific to non-repudiation. A mapping of the generic terms used in this Specification to those in the non-repudiation framework is provided here, to clarify the relationship between this model and that Specification.

Privilege asserter in this Specification would be acting in the role of an 'evidence subject' or an 'originator' in the non-repudiation framework.

Privilege verifier in this Specification would be acting in the role of an 'evidence user' or a 'recipient' in the non-repudiation framework.

Object method for which privilege is being asserted in this Specification would correspond to the 'target' defined in the non-repudiation framework.

Environmental variables in this Specification would correspond to the 'date and time the evidence was generated or verified' in the non-repudiation framework.

Privilege policy discussed in this Specification could include 'non-repudiation security policy' in the non-repudiation framework.

14.2 Control model

The control model illustrates how control is exerted over access to the sensitive object method. There are five components of the model: the privilege asserter, the privilege verifier, the object method, the privilege policy, and environmental variables (see Figure 3). The privilege asserter has privilege; the object method has sensitivity. The

Copyright International Organization for Standardization
Provided by IHS under license with ISO
No reproduction or networking permitted without license from IHS Not for Resale

techniques described here enable the privilege verifier to control access to the object method by the privilege asserter, in accordance with the privilege policy. Both the privilege and the sensitivity may be multi-valued parameters.

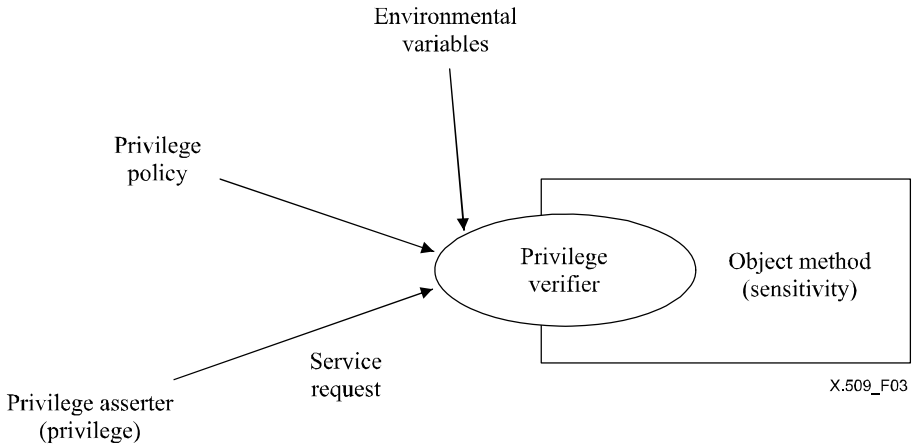

Figure 3 – Control model

The privilege asserter may be an entity identified by a public-key certificate, or an executable object identified by the digest of its disk image, etc.

14.3 Delegation model

In some environments there may be a need to delegate privilege; however, this is an optional aspect of the framework and is not required in all environments. There are four components of the delegation model: the privilege verifier, the SOA, other AAs and the privilege asserter (see Figure 4).

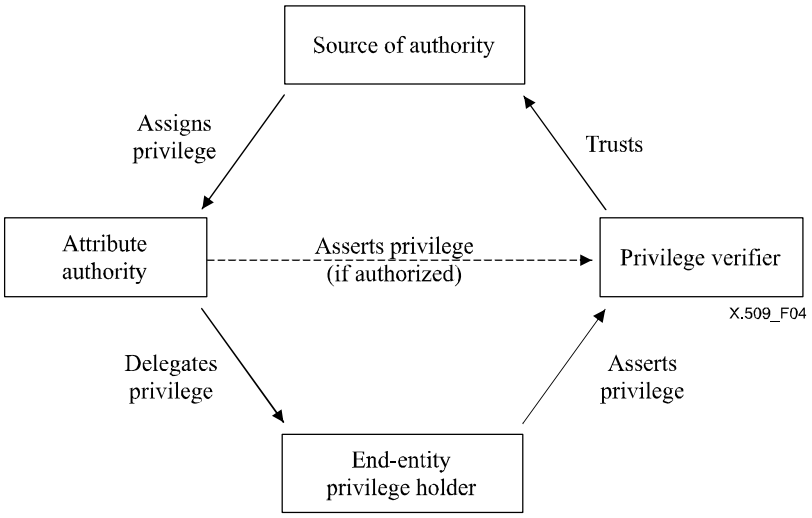

Figure 4 – Delegation model

As with environments where delegation is not used, the SOA is the initial issuer of certificates that assign privilege to privilege holders. However, in this case the SOA authorizes the privilege holder to act as AA and further delegate that privilege to other entities through the issuance of certificates that contain the same privilege (or a subset thereof). The SOA may impose constraints on the delegation that can be done (e.g., limit the path length, limit the name space within delegation can be done). Each of these intermediary AAs may, in certificates that it issues to further privilege holders, authorize further delegation to be done by those holders also acting as AAs. A universal restriction on delegation is that no AA can delegate more privilege than it holds. A delegator may also further restrict the ability of downstream AAs.

--`,,```,,,,````-`-`,,`,,`,`,,`---
Copyright International Organization for Standardization
Provided by IHS under license with ISO
No reproduction or networking permitted without license from IHS
Not for Resale

When delegation is used, the privilege verifier trusts the SOA to delegate some or all of those privileges to holders, some of which may further delegate some or all of those privileges to other holders.

The privilege verifier trusts the SOA as the authority for a given set of privileges for the resource. If the privilege asserter's certificate is not issued by that SOA, then the privilege verifier shall locate a delegation path of certificates from that of the privilege asserter to one issued by the SOA. The validation of that delegation path includes checking that each AA had sufficient privileges and was duly authorized to delegate those privileges.

For the case in which privileges are conveyed by means of attribute certificates, the delegation path is distinct from the certificate validation path used to validate the public key certificates of the entities involved in the delegation process. However, the quality of authenticity offered by the public key certificate validation process shall be commensurate with the sensitivity of the object method that is being protected.

A delegation path shall either consist completely of attribute certificates or completely of public-key certificates. A delegator that obtains its privilege in an attribute certificate may only delegate, if authorized, by issuance of subsequent attribute certificates. Similarly, a delegator that obtains its privilege in a public-key certificate, if authorized, may only delegate by issuance of subsequent public-key certificates. Ony AAs may delegate privilege. End-entities cannot.

14.4 Group assignment model

In some scenarios it might be required for an AA to issue privileges to a group of entities that share a common property, for example, a set of web servers or a team of people, rather than to a single entity. This is achieved by assigning a group AC to the group.

There are two ways of identifying the members of a group who are assigned a group AC. These methods are called direct group naming and group role naming.

14.4.1 Direct group naming

In direct group naming, the **holder** field of the group AC shall take the **entityName** option, and the **directoryName** of **GeneralName** shall name a subtree in the DIT. Each entry in the subtree is assigned the attribute(s) in this group AC

14.4.2 Group role naming

In group role naming, the members of the group are identified by the attributes that they hold, such attributes being assigned to them in role assignment attribute certificates. In group role naming, the **holder** field of the group AC takes the **entityName** option and holds the role(s) of the group members who are being assigned the **attributes** in this group AC. The **GeneralNames** should contain a single **GeneralName** containing a **directoryName** with a single RDN, whose attribute type is the **role** attribute defined in 14.5.1. If **roleAuthority** in the **role** attribute is present, this identifies the attribute authorities who are responsible for issuing the role assignment certificates to holders who are members of this group. If **roleAuthority** is absent from the **role** attribute, the identity of the responsible attribute authorities to issue the role assignment certificates shall be determined through means outside the standard. The **roleName** component of the **role** attribute identifies the role(s) of the group who are being assigned the **attributes** in this group attribute certificate.

NOTE 1 – Group role naming allows attribute based role assignments, role mappings and role hierarchies to be defined, by specifying that members of other (more powerful) roles are assigned the roles of this group AC.

NOTE 2 – Where the role in the **holder** field is the same as the role in the **attributes** field of this group AC, this is delegation of authority from the issuer of the group AC to the **roleAuthority** in the **role** attribute. However, a much simpler way of achieving the same effect is to simply use the **roleAuthority** as the holder.

14.5 Roles model

Roles provide a means to indirectly assign privileges to individuals. Individuals are issued role assignment certificates that assign one or more roles to them through the role attribute contained in the certificate. Specific privileges are assigned to a role name through role specification certificates, rather than to individual privilege holders through attribute certificates. This level of indirection enables, for example, the privileges assigned to a role to be updated, without impacting the certificates that assign roles to individuals. Role assignment certificates may be attribute certificates or public-key certificates. Role specification certificates may be attribute certificates, but not public-key certificates. If role specification certificates are not used, the assignment of privileges to a role may be done through other means (e.g., may be locally configured at a privilege verifier).

The following are all possible:

- Any number of roles can be defined by any AA;
- The role itself and the members of a role can be defined and administered separately, by different AAs;
- Role membership, just as any other privilege, may be delegated; and
- Roles and membership may be assigned any suitable lifetime.

Copyright International Organization for Standardization
Provided by IHS under license with ISO
No reproduction or networking permitted without license from IHS Not for Resale

If the role assignment certificate is an attribute certificate, the **role** attribute is contained in the **attributes** component of the attribute certificate. If the role assignment certificate is a public-key certificate, the **role** attribute is contained in the **subjectDirectoryAttributes** extension. In the latter case, any additional privileges contained in the public-key certificate are privileges that are directly assigned to the certificate subject, not privileges assigned to the role.

Thus, a privilege asserter may present a role assignment certificate to the privilege verifier demonstrating only that the privilege asserter has a particular role (e.g., "manager", or "purchaser"). The privilege verifier may know *a priori*, or may have to discover by some other means, the privileges associated with the asserted role in order to make a pass/fail authorization decision. The role specification certificate can be used for this purpose.

A privilege verifier needs to have an understanding of the privileges specified for the role. The assignment of those privileges to the role may be done within the PMI in a role specification certificate or outside the PMI (e.g., locally configured). If the role privileges are asserted in a role specification certificate, mechanisms for linking that certificate with the relevant role assignment certificate for the privilege asserter are provided in this Specification. A role specification certificate cannot be delegated to any other entity. The issuer of the role assignment certificate may be independent of the issuer of the role specification certificate and these may be administered (expired, revoked, and so on) entirely separately. The same certificate (attribute certificate or public-key certificate) can be a role assignment certificate as well as contain assignment of other privileges directly to the same individual. However, a role specification certificate shall be a separate certificate.

NOTE – The use of roles within an authorization framework can increase the complexity of path processing, because such functionality essentially defines another delegation path which needs to be followed. The delegation path for the role assignment certificate may involve different AAs and may be independent of the AA that issued the role specification certificate.

14.5.1 Role attribute

The specification of privilege attribute types is generally an application-specific issue that is outside the scope of this Specification. The single exception to this is an attribute defined here for the assignment of a holder to a role. The specification of values for the role attribute is outside the scope of this Specification.

```
role  ATTRIBUTE  ::= {
        WITH SYNTAX      RoleSyntax
        ID               id-at-role }

RoleSyntax    ::=    SEQUENCE {
        roleAuthority  [0]    GeneralNames OPTIONAL,
        roleName       [1]    GeneralName }
```

This privilege attribute may be used to populate the **attributes** field of a role assignment certificate or to populate the **holder** field of a role specification or group attribute certificate, or both.

If the role assignment certificate is a public-key certificate rather than an AC, the **role** attribute may be used to populate the **subjectDirectoryAttributes** extension of that public-key certificate.

When the **role** attribute is used to populate **attributes** field of a role assignment certificate the **roleAuthority**, if present, identifies the recognized authority that is responsible for issuing the role specification certificate. If there are multiple occurrences of **GeneralName** they shall all be alternative names for the same authority. If **roleAuthority** is present, and a privilege verifier uses a role specification certificate to determine the privileges assigned to the role, at least one of the names in **roleAuthority** shall be present in the **issuer** field of that role specification certificate. If the privilege verifier used means other than a role specification certificate to determine the privileges assigned to the role, mechanisms to ensure that those privileges were assigned by an authority named in this component are outside the scope of this Specification. If **roleAuthority** is absent, the identity of the responsible authority shall be determined through other means. The **roleSpecCertIdentifier** extension in a role assignment certificate is one way to achieve this binding, in the case where a role specification certificate was used to assign privileges to the role. The **roleName** component identifies the role to which the holder of this role assignment certificate is assigned. If a privilege verifier uses a role specification certificate to determine the privileges assigned to that role, this role name shall also appear in the **holder** field of the role specification certificate.

When the **role** attribute is used to populate the **holder** field of a group attribute certificate, the **roleAuthority**, if present, identifies the recognized authorities that are responsible for issuing role assignment certificates to holders who are members of the group being assigned the attributes in this group attribute certificate. If **roleAuthority** is absent, the identity of the responsible authorities to issue the role assignment certificates shall be determined through other means.

--`,,```,,,,````-`-`,,`,,`,`,,`---
Copyright International Organization for Standardization
Provided by IHS under license with ISO
No reproduction or networking permitted without license from IHS
Not for Resale

The **roleName** component identifies the role(s) of the group of holders who are being assigned the attributes in this group attribute certificate. This **roleName** shall also appear in the **attributes** field of the role assignment certificates of the group of holders who are being assigned the attributes in this group attribute certificate. Where more than one role value is present in **roleName**, a group member must be assigned all the role values (in one or more role assignment certificates) in order to be assigned the attributes in this group attribute certificate.

When the **role** attribute is used to populate both the **holder** field and the **attributes** field, this is a role mapping attribute certificate.

14.6 Recognition of Authority Model

Figure 5 shows the control model for a single domain X.509 PMI.

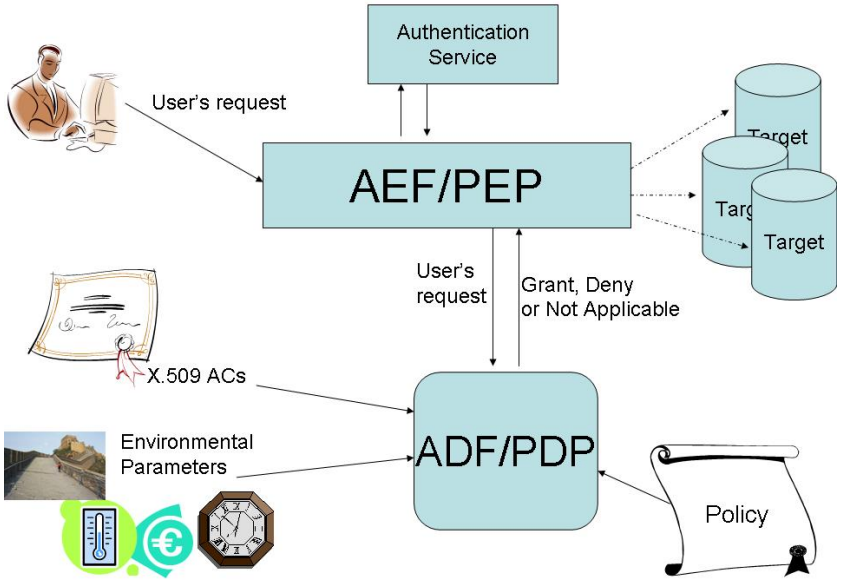

Figure 5 – The control model for a single domain PMI

The PMI policy contains information that directs the PDP in making its access control decisions. This information typically includes data about the trusted SOA, the delegation rules, which attributes are known and used, which privileges are needed to gain access to which resources etc. The policy information may be statically configured into the PDP, or may be dynamically obtained, for example, by passing a protected privilege policy attribute certificate to the PDP.

In order to support federations between organisation, and the construction of dynamic virtual organisations, it is essential that PMIs can be plugged together, so that attribute certificates issued in one domain can be used effectively in another PMI domain to gain access to its resources. Otherwise the second PMI domain will have to issue another set of attribute certificates to the users of the first domain. This is both inefficient and cumbersome for the users to manage.

Recognition of Authority is the feature that will facilitate the rapid integration of PMIs from different domains into a single federated PMI.

--`,,```,,,,````-`-`,,`,,`,`,,`---
Copyright International Organization for Standardization
Provided by IHS under license with ISO
No reproduction or networking permitted without license from IHS Not for Resale

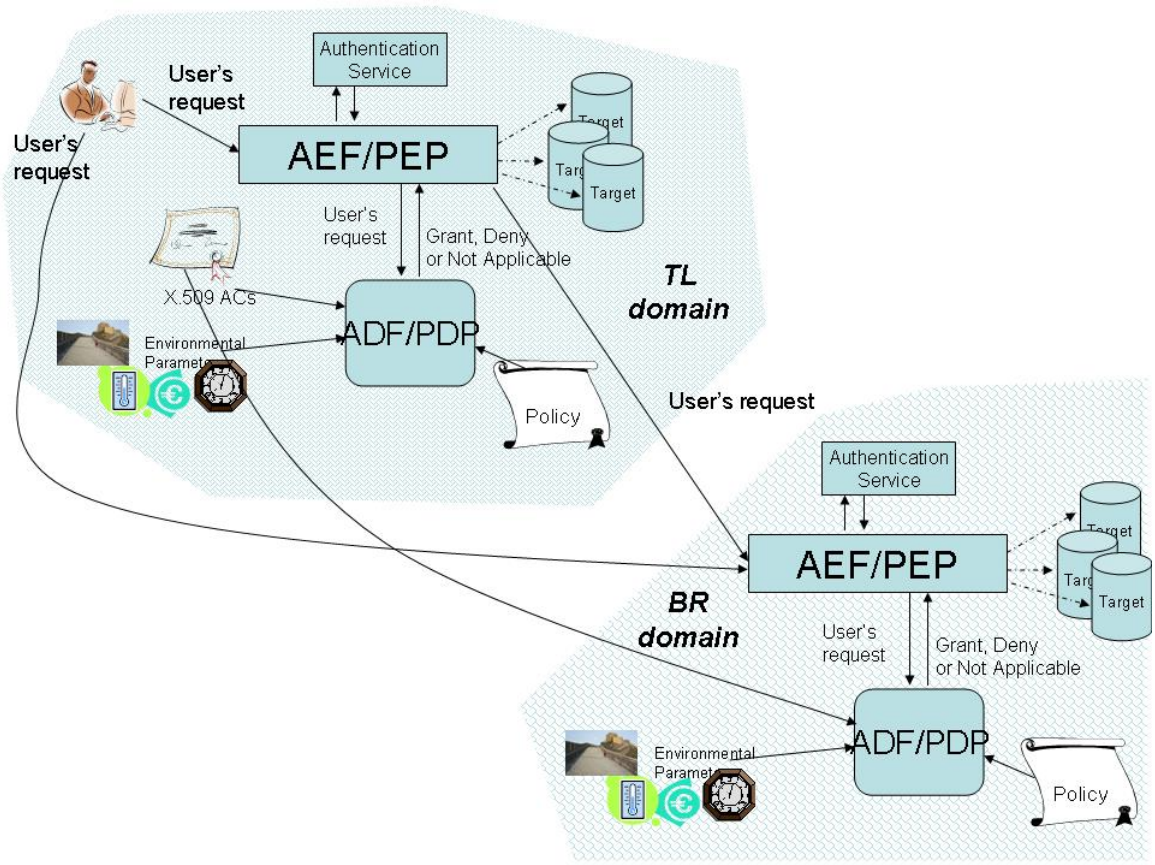

Figure 6 – Two federated PMI domains

In Figure 6, the user, who is a member of the Top Left (TL) Domain, wishes to access the resources of the Bottom Right (BR) Domain. He might contact the BR domain directly, or his request may be relayed by the gatekeeper (AEF/PEP) in his TL domain. Either way, the PDP in the BR domain needs to understand the ACs issued by the TL Domain, and the BR policy needs to tell the BR PDP whether they are sufficient to grant access to the requested resource or not.

The SOA in the trusting (local) domain (e.g. the BR domain) needs to update its policy so that the SOA of the remote domain (e.g. the TL domain) becomes trusted or recognised. The local policy can be updated in (at least) one of two ways:

a) statically, by adding extra information into the policy that is loaded into the local PDP prior to it making access control decisions;

b) dynamically, by issuing a new supplementary policy that adds additional information to the current policy. This dynamic addition to the local policy could be by the local SOA issuing a policy AC to the remote SOA or by the local SOA issuing an administrative role AC to the remote SOA so that the remote SOA may issue its own policy AC. In both cases these need to be read in by the local PDP prior to validating a request from a user of the remote domain.

When the local SOA issues a policy AC to the remote SOA it may be as follows:

– the holder field identifies the SOA of the remote domain

– the issuer field identifies the local SOA

– the attributes of the AC are the union of all the privilege attributes that the remote SOA is trusted to issue. If any of these privilege attributes are newly defined roles, then new role specification ACs may also need to be issued.

– **basicAttConstraints** extension is included with **authority** set to true to indicate that the remote SOA is an AA. Path length constraint (**pathLenConstraint**) is set as appropriate to indicate the length of the delegation chain that is allowed in the remote domain.

– **holderNameConstraints** may be set to limit the name forms and namespaces in which the remote SOA can assign privilege attributes to users.

– **allowedAttributeAssignments** may be set to further constrain which groups of remote holders can be assigned which sets of privilege attributes.

Copyright International Organization for Standardization
Provided by IHS under license with ISO
No reproduction or networking permitted without license from IHS
Not for Resale

– **attributeMappings** may be set to inform the local PDPs which remotely assigned attributes should be considered equal to which locally assigned attributes.

When the local SOA issues an administrative role AC to the remote SOA, it may work as follows:

1) The local SOA defines an administrative role for the local domain and the permissions that may be administered by this administrative role. This may be defined in a role specification AC in which the holder is the administrative role and the attribute is the permission attribute (defined in 5.1 below). The set of permissions for an administrative role is called the administrative scope of an administrative role. These permissions may also be assigned to local roles, so that users with these local roles will inherit these permissions. Issuing an administrative role specification AC allows remote administrators to learn their administrative scope.
2) The local SOA delegates this administrative role to the remote SOA by issuing a role assignment AC to the remote SOA containing the assigned administrative role. The remote SOA may also be allowed to delegate the administrative role to other administrators in the remote domain, as determined by **pathLenConstraint** in the **basicAttConstraints** extension in the role assignment AC.
3) The remote SOA (or subordinate AA) that has been assigned this administrative role is now recognized as an entity able to issue two types of delegated policy AC, either a delegated role specification AC or a delegated attribute mapping AC. In a delegated role specification AC, the remote SOA (or AA) directly assigns the permissions from the administrative scope to new remotely defined attributes as described below. In a delegated attribute mapping AC, new remotely defined attributes are mapped into existing local roles as described below.
4) In order to ensure that the remote SOA (or AA) cannot overstep its delegated authority, the authorization system has to validate that the privileges stated or implied by a delegated policy AC lie within the the administrative scope defined for the administrative role. If they do, the delegated policy AC is accepted, and its policy rules become dynamically incorporated into the local SOA's policy. If they do not, the delegated policy AC is rejected, and its policy rules will be ignored.

A delegated role specification AC comprises:

– the holder is the newly specified remote role;
– the issuer field identifies the remote SOA (or AA) of the remote domain that issued this AC;
– the attributes of the AC are the privileges that will be assigned to users in the remote domain who are assigned the remote role;
– **holderNameConstraints** may be set to limit the name forms and namespaces of the users which may be assigned these privilege attributes;
– **allowedAttributeAssignments** may be set to further constrain which groups of remote holders can be assigned which sets of remotely defined privilege attributes.

A delegated attribute mapping policy AC comprises:

– the holder and the issuer field identify the remote SOA (or AA) of the remote domain that issued this AC;
– the attributes field is null;
– **holderNameConstraints** may be set to limit the name forms and namespaces of the users which may be assigned these privilege attributes;
– **allowedAttributeAssignments** may be set to further constrain which groups of remote holders can be assigned which sets of privilege attributes;
– **attributeMappings** is set to inform the PDP which remotely assigned attributes should be considered equal to which locally assigned attributes.

The remote SOA will subsequently issue privilege attribute ACs to end users and/or to AAs in its domain. Whether the remote AAs are trusted or not, and if trusted, the number of AAs that are allowed in a delegation chain, may be set by the pathLenConstraint in the AC issued to the remote SOA. The privilege attributes in the ACs issued by the remote SOA may contain either:

– permissions that are understood by the PDPs in the local domain; or
– roles which may or may not be understood by the PDPs in the local domain.

When an AC contains roles that are not understood by the local PDPs, the latter must know how to map these unknown roles into local permissions. This can be achieved in at least one of four ways. If the local SOA knows what these roles are likely to be prior to recognising the remote SOA, then if it issues a policy AC to the remote SOA an attribute mapping extension can be placed in the policy AC issued to the remote SOA, or alternatively attribute mapping rules can be added into the policy loaded by the local PDP. If the remote roles are not known prior to recognising the remote SOA,

Copyright International Organization for Standardization
Provided by IHS under license with ISO
No reproduction or networking permitted without license from IHS Not for Resale

the remote SOA will need to either issue an attribute mapping policy AC, or place the attribute mapping extension in the ACs that it issues to its users.

If the remote SOA issues an attribute mapping policy AC, this should contain:

- a holder and issuer name which is that of the remote SOA;
- the attributes field is null;
- **attributeMappings** extension set to describe the attribute mappings.

NOTE – A remote SOA should not issue an attribute mapping AC in which both the holder and attributes are roles since this type of attribute mapping should be issued by the local SOA only.

This attribute mapping policy AC needs to be made available to the local PDPs at decision time. This can be done by either storing the policy AC in the directory entry of the remote SOA and giving the local PDPs read access to it (the pull model) or by including the policy AC in the set of ACs presented by the remote user when accessing the local resource (the push model).

14.7 XML privilege information attribute

The specification of privileges is generally an application-specific issue that is outside the scope of this Specification. While this attribute does not define any specific privilege information, it provides a container attribute in which XML-encoded privileges can be conveyed in attribute certificates.

```
xmlPrivilegeInfo  ATTRIBUTE  ::= {
        WITH SYNTAX       UTF8String --contains XML-encoded privilege information
        ID                id-at-xMLPrivilegeInfo }
```

The XML schema for the role attribute type can be defined either with ASN.1 or with XSD.

The XML contained within the **UTF8String** needs to be self-identifying.

The following is an ASN.1 schema defining an XML role attribute type. It is followed by an XSD specification for the same attribute type, and by an example XML instance. The example instance is a valid instance for both the ASN.1 and the XSD schema instances, and can be validated by either ASN.1 or XSD tools.

The example schema defines a role attribute with an ID, an issuing authority and the name of the role.

```
CERTIFICATE-ATTRIBUTE DEFINITIONS ::=
BEGIN
Role  ::=  [UNCAPITALIZED] SEQUENCE {
    id            [ATTRIBUTE] XML-ID,
    authorities SEQUENCE (1..MAX) OF
        authority         UTF8String,
        name              UTF8String }

XML-ID  ::= UTF8String
END
```

The following XSD schema is an alternative (exactly equivalent) definition:

```
<schema xmlns="http://www.w3.org/2000/08/XMLSchema">
 <element name="role">
  <attribute name="id" type="ID"/>
   complexType>
    <sequence>
     <element name="authorities">
```

Copyright International Organization for Standardization
Provided by IHS under license with ISO
No reproduction or networking permitted without license from IHS Not for Resale

```
        <complexType>
         <sequence>
          <element name="authority" type="string" minOccurs="1" maxOccurs="*"/>
         </sequence>
        </complexType>
       </element>
       <element name="name" type="string"/>
      </sequence>
     </complexType>
  </element>
</schema>
```

An example of an instance conforming to the above schema definitions, that would be a value of the **xMLPrivilegeInfo** attribute type would be:

```
<role id="123" xmlns="http://www.example.org/certificates/attribute">
<authorities>
<authority>Fictitious Organization</authority>
</authorities>
<name>manager</name>
</role>
```

14.8 Permission attribute and matching rule

14.8.1 Permission attribute

This attribute defines a general permission, which is an operation on an object e.g. read operation on file object fred. The specification of values for the operations or objects is outside the scope of this Specification. Note that the names of both operations and objects are case sensitive.

```
permission  ATTRIBUTE  ::= {
        WITH SYNTAX                     DualStringSyntax
        EQUALITY MATCHING RULE     dualStringMatch
        ID                              id-at-permission }

DualStringSyntax  ::=  SEQUENCE {
operation               [0]     UnboundedDirectoryString,
object          [1]     UnboundedDirectoryString }
```

The permission attribute is intended to be used to populate the **attributes** field of an attribute certificate and is not intended for storing as an attribute of a directory entry.

14.8.2 Dual string matching rule

The **dualStringMatch** matching rule is a case sensitive matching rule and is defined as follows:

```
dualStringMatch  MATCHING-RULE  ::=  {
        SYNTAX      DualStringSyntax
        ID          id-mr-dualStringMatch }
```


Copyright International Organization for Standardization
Provided by IHS under license with ISO
No reproduction or networking permitted without license from IHS Not for Resale

The **dualStringMatch** matching rule performs a case sensitive comparison for equality between a pair of presented strings and an attribute value of type **DualStringSyntax** in which the first presented string is the operation and the second presented string is the object.

15 Privilege management certificate extensions

The following certificate extensions may be included in certificates for purposes of privilege management. Along with the definition of the extensions themselves, the rules for certificate types in which the extension may be present are also provided.

With the exception of the SOA identifier extension, any of the extensions that may be included in a public-key certificate shall only be included if that public-key certificate is one that assigns privilege to its subject (i.e., the **subjectDirectoryAttributes** extension shall be present). If any of these extensions is present in a public-key certificate, that extension applies to ALL privileges present in the **subjectDirectoryAttributes** extension.

Revocation lists used to publish revocation notices for attribute certificates (ACRLs and AARLs) may contain any CRL or CRL entry extensions as defined for use in CRLs and CARLs in Section 2 of this Specification.

This clause specifies extensions in the following areas:

a) *Basic privilege management*: These certificate extensions convey information relevant to the assertion of a privilege.

b) *Privilege revocation*: These certificate extensions convey information regarding location of revocation status information.

c) *Source of Authority*: These certificate extensions relate to the trusted source of privilege assignment by a verifier for a given resource.

d) *Roles*: These certificate extensions convey information regarding location of related role specification certificates.

e) *Delegation*: These certificate extensions allow constraints to be set on subsequent delegation of assigned privileges.

f) *Recognition of Authority*: These certificate extensions allow PMIs to be federated together.

15.1 Basic privilege management extensions

15.1.1 Requirements

The following requirements relate to basic privilege management:

a) Issuers need to be able to place constraints on the time during which a privilege can be asserted;

b) Issuers need to be able to target attribute certificates to specific servers/services;

c) It may be necessary for issuers to convey information intended for display to privilege asserters and/or privilege verifiers using the certificate;

d) Issuers may need to be able to place constraints on the privilege policies with which the assigned privilege can be used.

e) Issuers may need to be able to issue an AC which can only be asserted once within its lifetime.

f) Issuers may need to be able to issue privilege attributes to a group of entities that share a common property.

15.1.2 Basic privilege management extension fields

The following extension fields are defined:

a) *Time specification*;

b) *Targeting information*;

c) *User notice*;

d) *Acceptable privilege policies*;

e) *Indirect issuer*;

f) *Single use*;

g) *Group AC*.

Copyright International Organization for Standardization
Provided by IHS under license with ISO
No reproduction or networking permitted without license from IHS Not for Resale

15.1.2.1 Time specification extension

15.1.2.1.1 Time specification extension definition

The time specification extension can be used by an AA to restrict the specific periods of time during which the privilege, assigned in the certificate containing this extension, can be asserted by the privilege holder. For example, an AA may issue a certificate assigning privileges which can only be asserted between Monday and Friday and between the hours of 9:00 a.m. and 5:00 p.m.. Another example, in the case of delegation, might be a manager delegating signing authority to a subordinate for the time that the manager will be away on vacation.

This field is defined as follows:

```
timeSpecification  EXTENSION  ::=  {
        SYNTAX                      TimeSpecification
        IDENTIFIED BY       id-ce-timeSpecification }
```

This extension may be present in attribute certificates or public-key certificates issued by AAs, including SOAs, to entities that may act as privilege asserters, including other AAs and end-entities. This extension shall not be included in certificates that contain the SOA identifier extension or in certificates issued to AAs that may not also act as privilege asserters.

If this extension is present in a certificate issued to an entity that is an AA, it applies only to that entity's assertion of the privileges contained in the certificate. It does not impact the time period during which the AA is able to issue certificates.

Because this extension is effectively specifying a refinement on the validity period of the certificate that contains it, this extension shall be marked critical (i.e., the issuer, by including this extension, is explicitly defining the privilege assignment to be invalid outside the time specified).

If this extension is present, but not understood by the privilege verifier, the certificate shall be rejected.

15.1.2.1.2 Time specification matching rule

The time specification matching rule compares for equality a presented value with an attribute value of type **AttributeCertificate.**

```
timeSpecificationMatch  MATCHING-RULE  ::=  {
        SYNTAX      TimeSpecification
        ID          id-mr-timeSpecMatch }
```

This matching rule returns **TRUE** if the stored value contains the **timeSpecification** extension and if components that are present in the presented value match the corresponding components of the stored value.

15.1.2.2 Targeting information extension

The targeting information extension enables the targeting of an attribute certificate to a specific set of servers/services. An attribute certificate that contains this extension should only be usable at the specified servers/services.

This field is defined as follows.

```
targetingInformation  EXTENSION  ::= {
        SYNTAX                      SEQUENCE SIZE (1..MAX) OF Targets
        IDENTIFIED BY               id-ce-targetInformation }

Targets  ::=  SEQUENCE SIZE (1..MAX) OF Target

Target  ::=  CHOICE {
        targetName    [0]     GeneralName,
        targetGroup   [1]     GeneralName,
        targetCert    [2]     TargetCert }
```


Copyright International Organization for Standardization
Provided by IHS under license with ISO
No reproduction or networking permitted without license from IHS Not for Resale

```
TargetCert ::= SEQUENCE {
        targetCertificate       IssuerSerial,
        targetName              GeneralName OPTIONAL,
        certDigestInfo          ObjectDigestInfo OPTIONAL }
```

The **targetName** component, if present, provides the name of target servers/services for which the containing attribute certificate is targeted.

The **targetGroup** component, if present, provides the name of a target group for which the containing attribute certificate is targeted. How the membership of a target within a **targetGroup** is determined is outside the scope of this Specification.

The **targetCert** component, if present, identifies target servers/services by reference to their certificate.

This extension may be present in attribute certificates issued by AAs, including SOAs, to entities that may act as privilege asserters, including other AAs and end-entities. This extension shall not be included in public-key certificates or in attribute certificates issued to AAs that may not also act as privilege asserters.

If this extension is present in an attribute certificate issued to an entity that is an AA, it applies only to that entity's assertion of the privileges contained in the certificate. It does not impact the AA ability to issue certificates.

This extension is always critical.

If this extension is present, but the privilege verifier is not among those specified, the attribute certificate should be rejected.

If this extension is not present, then the attribute certificate is not targeted and may be accepted by any server.

15.1.2.3 User notice extension

The user notice extension enables an AA to include a notice that should be displayed to the holder, when asserting their privilege, and/or to a privilege verifier when making use of the attribute certificate containing this extension.

This field is defined as follows:

```
userNotice EXTENSION ::= {
        SYNTAX                  SEQUENCE SIZE (1..MAX) OF UserNotice
        IDENTIFIED BY           id-ce-userNotice }
```

This extension may be present in attribute certificates or public-key certificates issued by AAs, including SOAs, to entities that may act as privilege asserters, including other AAs and end-entities. This extension shall not be included in certificates that contain the SOA identifier extension or in certificates issued to AAs that may not also act as privilege asserters.

If this extension is present in a certificate issued to an entity that is an AA, it applies only to that entity's assertion of the privileges contained in the certificate. It does not impact the AA ability to issue certificates.

This extension may, at the option of the certificate issuer, be either critical or non-critical.

If this extension is flagged critical, the user notices shall be displayed to a privilege verifier each time a privilege is asserted. If the privilege asserter supplies the attribute certificate to the privilege verifier (i.e., the privilege verifier does not retrieve it directly from a repository), the user notices shall also be displayed to the privilege asserter.

If this extension is flagged non-critical, the privilege asserted in the certificate may be granted by a privilege verifier regardless of whether or not the user notices were displayed to the privilege asserter and/or privilege verifier.

15.1.2.4 Acceptable privilege policies extension

The acceptable privilege policies field is used to constrain the assertion of the assigned privileges for use with a specific set of privilege policies.

This field is defined as follows:

```
acceptablePrivilegePolicies EXTENSION ::= {
```

--`,,```,,,,````-`-`,,`,,`,`,,`---

Copyright International Organization for Standardization
Provided by IHS under license with ISO
No reproduction or networking permitted without license from IHS Not for Resale

SYNTAX **AcceptablePrivilegePoliciesSyntax**

IDENTIFIED BY **id-ce-acceptablePrivilegePolicies }**

AcceptablePrivilegePoliciesSyntax ::= SEQUENCE SIZE (1..MAX) OF PrivilegePolicy

This extension may be present in attribute certificates or public-key certificates issued by AAs, including SOAs, to other AAs or to end-entities. If this extension is contained in a public-key certificate it relates only to the subject's ability to act as a privilege asserter for the privileges contained in the **subjectDirectoryAttributes** extension.

If present, this extension shall be flagged critical.

If this extension is present and the privilege verifier understands it, the verifier shall ensure that the privilege policy that these privileges are being compared to is one of those identified in this extension.

If this extension is present, but not understood by the privilege verifier, the certificate shall be rejected.

15.1.2.5 Single Use Extension

In some scenarios an AA may wish to issue an AC which can only be asserted once at a relying party within its lifetime. The **singleUse** extension is defined as follows:

singleUse EXTENSION ::= {

SYNTAX **NULL**

IDENTIFIED BY **id-ce-singleUse }**

This extension may be present in ACs issued by AAs and SOAs to end-entities. This extension shall not be included in public-key certificates or in attribute certificates issued to AAs.

This extension is always critical.

Any relying party that accepts a **singleUse** AC should keep a record of at least the issuer and serial number of the AC until after the expiry date of the AC in order to ensure that the holder cannot use the AC again. Ideally all relying parties for which the AC is valid should have a coordination capability to ensure that the holder is not able to use the **singleUse** certificate with multiple relying parties. Alternatively the issuer of the **singleUse** AC should include a **targetingInformation** extension in the AC to limit the relying parties at which the AC is valid.

15.1.2.6 Group AC extension

In some scenarios it might be required for an AA to issue an AC to a group of entities that share a common property, for example, a set of web servers or a team of people, rather than to a single entity. Each group AC may be flagged as such by adding the group AC extension into the AC.

groupAC EXTENSION ::= {

SYNTAX **NULL**

IDENTIFIED BY **id-ce-groupAC }**

This extension may or may not be critical. This extension shall only be added to end entity ACs and not to AA ACs or PKCs.

15.2 Privilege revocation extensions

15.2.1 Requirements

The following requirements relate to revocation of attribute certificates:

a) In order to control CRL sizes, it may be necessary to assign subsets of the set of all certificates issued by one AA to different CRLs;

b) Attribute certificate issuers need to be able to indicate, in an attribute certificate, that no revocation information is available for that certificate.

Copyright International Organization for Standardization
Provided by IHS under license with ISO
No reproduction or networking permitted without license from IHS Not for Resale

15.2.2 Privilege revocation extension fields

The following extension fields are defined:

a) *CRL distribution points*;

b) *No revocation information*.

15.2.2.1 CRL distribution points extension

The CRL distribution points extension is defined in Section 2 of this Specification, for use in public-key certificates. This field may also be included in an attribute certificate. It may be present in certificates issued to AAs, including SOAs, as well as certificates issued to end-entities.

If present in a certificate, a privilege verifier shall process this extension in exactly the same manner as described in Section 2 for public-key certificates.

15.2.2.2 No revocation information extension

In some environments (e.g., where attribute certificates are issued with very short validity periods), there may not be a need to revoke certificates. An AA may use this extension to indicate that revocation status information is not provided for this attribute certificate. This field is defined as follows:

```
noRevAvail EXTENSION ::= {
    SYNTAX              NULL
    IDENTIFIED BY       id-ce-noRevAvail }
```

This extension may be present in attribute certificates issued by AAs, including SOAs, to end-entities. This extension shall not be included in public-key certificates or in attribute certificates issued to AAs.

This extension is always non-critical.

If this extension is present in an attribute certificate, a privilege verifier need not seek revocation status information.

15.3 Source of Authority extensions

15.3.1 Requirements

The following requirements relate to Sources of Authority:

a) In some environments there is a need for tight control, by a CA, of the entities that can act as SOAs;

b) There is a need to make the valid syntax definitions and domination rules for privilege attributes available by the responsible SOAs.

15.3.2 SOA extension fields

The following extension fields are defined:

a) *SOA identifier*;

b) *Attribute descriptor*.

15.3.2.1 SOA identifier extension

15.3.2.1.1 SOA identifier extension definition

The SOA identifier extension indicates that the certificate subject may act as an SOA for purposes of privilege management. As such, the certificate subject may define attributes that assign privilege, issue attribute descriptor certificates for those attributes and use the private-key corresponding to the certified public-key to issue certificates that assign privilege to holders. Those subsequent certificates may be attribute certificates or public-key certificates with a **subjectDirectoryAttributes** extension containing the privileges.

In some environments, this extension is not required and other mechanisms may be used to determine the entities that may act as SOAs. This extension is required only in environments where tight centralized control by a CA is required to manage the entities that act as SOAs.

This field is defined as follows:

Copyright International Organization for Standardization
Provided by IHS under license with ISO
No reproduction or networking permitted without license from IHS Not for Resale

```
sOAIdentifier EXTENSION ::= {
        SYNTAX                  NULL
        IDENTIFIED BY           id-ce-sOAIdentifier }
```

If this extension is not present in a certificate, the subject/holder ability to act as an SOA shall be determined by other means.

This field may only be present in a public-key certificate issued to an SOA. It shall not be included in attribute certificates or public-key certificates issued to other AAs or to end-entity privilege holders.

Cross-certification applies only to public-key certificates and not to attribute certificates. Therefore, a cross-certificate issued to the CA that is the issuer of a certificate containing the SOA identifier extension does not provide transitive trust to the SOA identified in this extension.

This extension is always non-critical.

15.3.2.1.2 SOA identifier match

The SOA identifier matching rule compares a presented value with an attribute value of type **Certificate**.

```
sOAIdentifierMatch MATCHING-RULE ::= {
        SYNTAX      NULL
        ID          id-mr-sOAIdentifierMatch }
```

This matching rule returns TRUE if the stored value contains an SOA Identifier extension.

15.3.2.2 Attribute descriptor extension

15.3.2.2.1 Attribute descriptor extension definition

The definition of a privilege attribute, and the domination rules governing subsequent delegation of that privilege, are needed by privilege verifiers to ensure that authorization is done correctly. These definitions and rules may be provided to privilege verifiers in a variety of ways outside the scope of this Specification (e.g., they may be locally configured at the privilege verifier).

This extension provides one mechanism that can be used by an SOA to make privilege attribute definitions and associated domination rules available to privilege verifiers. An attribute certificate that contains this extension is called an attribute descriptor certificate and is a special type of attribute certificate. Although syntactically identical to an **AttributeCertificate,** an attribute descriptor certificate:

- contains an empty **SEQUENCE** in its **attributes** field;
- is a self-issued certificate (i.e., the issuer and holder are the same entity); and
- includes the attribute descriptor extension.

This field is defined as follows:

```
attributeDescriptor  EXTENSION  ::=  {
        SYNTAX                  AttributeDescriptorSyntax
        IDENTIFIED BY           {id-ce-attributeDescriptor } }

AttributeDescriptorSyntax  ::= SEQUENCE {
        identifier                      AttributeIdentifier,
        attributeSyntax                 OCTET STRING (SIZE(1..MAX)),
        name                [0]     AttributeName  OPTIONAL,
        description         [1]     AttributeDescription  OPTIONAL,
        dominationRule                  PrivilegePolicyIdentifier}

AttributeIdentifier  ::=  ATTRIBUTE.&id({AttributeIDs})
```


Copyright International Organization for Standardization
Provided by IHS under license with ISO
No reproduction or networking permitted without license from IHS Not for Resale

```
AttributeIDs  ATTRIBUTE  ::=  {...}

AttributeName  ::=  UTF8String (SIZE(1..MAX))

AttributeDescription  ::=  UTF8String(SIZE(1..MAX))

PrivilegePolicyIdentifier  ::=  SEQUENCE {
        privilegePolicy                 PrivilegePolicy,
        privPolSyntax           InfoSyntax }
```

The **identifier** component of a value of the **attributeDescriptor** extension is the object identifier identifying the attribute type.

The **attributeSyntax** component contains the ASN.1 definition of the attribute's syntax. Such an ASN.1 definition shall be given as specified for the information component of the Matching Rules operational attribute defined in ITU-T Rec. X.501 | ISO/IEC 9594-2.

The **name** component optionally contains a user-friendly name by which the attribute may be recognized.

The **description** component optionally contains a user-friendly description of the attribute.

The **dominationRule** component specifies, for the attribute, what it means for a delegated privilege to be "less than" the corresponding privilege held by the delegator. The **privilegePolicy** component identifies the instance of privilege policy that contains the rules, by its object identifier. The **privPolSyntax** component contains either the privilege policy itself or a pointer to a location where it can be located. If a pointer is included, an optional hash of the privilege policy can also be included to allow an integrity check on the referenced privilege policy.

This extension may only be present in attribute descriptor certificates. This extension shall not be present in public-key certificates or in attribute certificates other than self-issued certificates of SOAs.

This extension shall always be non-critical.

The attribute descriptor certificate, created by the SOA at the time of creation/definition of the corresponding attribute type, is a means by which the universal constraint of delegating "down" can be understood and enforced in the infrastructure. In the Directory, attribute certificates that contain this extension would be stored in the **attributeDescriptorCertificate** attribute of the SOA's directory entry.

15.3.2.2.2 Attribute descriptor match

The attribute descriptor matching rule compares for equality a presented value with an attribute value of type **AttributeCertificate.**

```
attDescriptor  MATCHING-RULE  ::=  {
        SYNTAX          AttributeDescriptorSyntax
        ID              id-mr-attDescriptorMatch }
```

This matching rule returns **TRUE** if the stored value contains the **attributeDescriptor** extension and if components that are present in the presented value match the corresponding components of the stored value.

15.4 Role extensions

15.4.1 Requirements

The following requirement relates to roles:

– If a certificate is a role assignment certificate, a privilege verifier needs to be able to locate the corresponding role specification certificate that contains the specific privileges assigned to the role itself.

15.4.2 Role extension fields

The following extension field is defined:

Copyright International Organization for Standardization
Provided by IHS under license with ISO
No reproduction or networking permitted without license from IHS Not for Resale

– *Role specification certificate identifier*.

15.4.2.1 Role specification certificate identifier extension

15.4.2.1.1 Role specification certificate identifier extension definition

This extension may be used by an AA as a pointer to a role specification certificate that contains the assignment of privileges to a role. It may be present in a role assignment certificate (i.e., a certificate that contains the **role** attribute).

A privilege verifier, when dealing with a role assignment certificate, needs to obtain the set of privileges of that role in order to determine whether to pass or fail the verification. If the privileges were assigned to the role in a role specification certificate, this field may be used to locate that certificate.

This field is defined as follows:

```
roleSpecCertIdentifier  EXTENSION  ::=  {
        SYNTAX                  RoleSpecCertIdentifierSyntax
        IDENTIFIED BY           { id-ce-roleSpecCertIdentifier } }

RoleSpecCertIdentifierSyntax  ::=  SEQUENCE SIZE (1..MAX) OF RoleSpecCertIdentifier

RoleSpecCertIdentifier  ::=  SEQUENCE {
        roleName                        [0]     GeneralName,
        roleCertIssuer          [1]     GeneralName,
        roleCertSerialNumber            [2]     CertificateSerialNumber     OPTIONAL,
        roleCertLocator                 [3]     GeneralNames                OPTIONAL }
```

The **roleName** identifies the role. This name would be the same as that in the **holder** component of the role specification certificate being referenced by this extension.

The **roleCertIssuer** identifies the AA that issued the referenced role specification certificate.

The **roleCertSerialNumber**, if present, contains the serial number of the role specification certificate. Note that if the privileges assigned to the role itself change, then a new role specification certificate would be issued to the role. Any certificates that contain this extension, including the **roleCertSerialNumber** component, would then need to be replaced by certificates that referenced the new serial number. Although this behaviour is required in some environments, it is undesirable in many others. Typically, this component would be absent, enabling automatic updating of the privileges assigned to the role itself, without impacting the role assignment certificates.

The **roleCertLocator**, if present, contains information that can be used to locate the role specification certificate.

This extension may be present in role assignment certificates that are attribute certificates or public-key certificates issued by AAs, including SOAs, to other AAs or to end-entity privilege holders. This extension shall not be included in certificates that contain the SOA identifier extension.

If present, this extension can be used by a privilege verifier to locate the role specification certificate.

If this extension is not present, either:

a) other means will be used to locate the role specification certificate; or

b) mechanisms other than a role specification certificate were used to assign privileges to the role (e.g., role privileges may be locally configured at the privilege verifier).

This extension is always non-critical.

15.4.2.1.2 Role specification certificate ID match

The role specification certificate identifier matching rule compares for equality a presented value with an attribute value of type **AttributeCertificate.**

```
roleSpecCertIdMatch MATCHING-RULE  ::=  {
        SYNTAX      RoleSpecCertIdentifierSyntax
```


--`,,```,,,,````-`-`,,`,,`,`,,`---

Copyright International Organization for Standardization
Provided by IHS under license with ISO
No reproduction or networking permitted without license from IHS Not for Resale

ID id-mr-roleSpecCertIdMatch }

This matching rule returns **TRUE** if the stored value contains the **roleSpecCertIdentifier** extension and if components that are present in the presented value match the corresponding components of the stored value.

15.5 Delegation extensions

15.5.1 Requirements

The following requirements relate to delegation of privileges:

a) End-entity privilege certificates need to be distinguishable from AA certificates, to protect against end-entities establishing themselves as AAs without authorization. It also needs to be possible for an AA to limit the length of a subsequent delegation path;

b) An AA needs to be able to specify the appropriate name space within which delegation of privilege can occur. Adherence to these constraints needs to be checkable by the privilege verifier;

c) An AA needs to be able to specify the acceptable certificate policies that privilege asserters further down a delegation path shall use to authenticate themselves when asserting a privilege delegation by this AA;

d) A privilege verifier needs to be able to locate the corresponding attribute certificate for an issuer to ensure that the issuer had sufficient privilege to delegate the privilege in the current certificate;

e) There is a requirement for an independent Delegation Service (DS) to issue certificates that delegate privileges, whilst the DS server cannot itself act as a claimant for those privileges.

f) An independent Delegation Service may wish to insert the name of the authority who requested the privilege assertion to be issued.

15.5.2 Delegation extension fields

The following extension fields are defined:

a) *Basic attribute constraints*;

b) *Delegated name constraints*;

c) *Acceptable certificate policies*;

d) *Authority attribute identifier*;

e) *Indirect Issuer*;

f) *Issued on behalf of*;

g) *No assertion.*

15.5.2.1 Basic attribute constraints extension

15.5.2.1.1 Basic attribute constraints extension definition

This field indicates whether subsequent delegation of the privileges assigned in the certificate containing this extension is permitted. If so, a delegation path length constraint may also be specified.

This field is defined as follows:

```
basicAttConstraints  EXTENSION  ::=  {
        SYNTAX                  BasicAttConstraintsSyntax
        IDENTIFIED BY           { id-ce-basicAttConstraints } }

BasicAttConstraintsSyntax  ::=  SEQUENCE {
        authority               BOOLEAN DEFAULT FALSE,
        pathLenConstraint    INTEGER (0..MAX) OPTIONAL }
```

The **authority** component indicates whether or not the holder is authorized to further delegate privilege. If **authority** is **TRUE** the holder is also an AA and is authorized to further delegate privilege, dependent on relevant constraints. If **authority** is **FALSE**, the holder is an end-entity and is not authorized to delegate the privilege.

Copyright International Organization for Standardization
Provided by IHS under license with ISO
No reproduction or networking permitted without license from IHS Not for Resale

The **pathLenConstraint** component is meaningful only if **authority** is set to **TRUE**. It gives the maximum number of AA certificates that may follow this certificate in a delegation path. Value **0** indicates that the subject of this certificate may issue certificates only to end-entities and not to AAs. If no **pathLenConstraint** field appears in any certificate of a delegation path, there is no limit to the allowed length of the delegation path. Note that the constraint takes effect beginning with the next certificate in the path. The constraint controls the number of AA certificates between the AA certificate containing the constraint and end-entity certificate. The constraint restricts the length of the segment of the delegation path between the certificate containing this extension and the end-entity certificate. It has no impact on the number of AA certificates in the delegation path between the trust anchor and the certificate containing this extension. Therefore, the length of a complete delegation path may exceed the maximum length of the segment constrained by this extension. The constraint controls the number of AA certificates between the AA certificate containing the constraint and the end-entity certificate. Therefore the total length of this segment of the path may exceed the value of the constraint by as many as two certificates. (This includes the certificates at the two endpoints of the segment plus the AA certificates between the two endpoints that are constrained by the value of this extension.)

This extension may be present in attribute certificates or public-key certificates issued by AAs, including SOAs, to other AAs or to end-entities. This extension shall not be included in certificates that contain the SOA identifier extension.

If this extension is present in an attribute certificate, and **authority** is **TRUE**, the holder is authorized to issue subsequent attribute certificates delegating the contained privileges to other entities, but not public-key certificates.

If this extension is present in a public-key certificate, and if the **basicConstraints** extension indicates that the subject is also a CA, the subject is authorized to issue subsequent public-key certificates that delegate these privileges to other entities, but not attribute certificates. If a path length constraint is included, the subject may only delegate within the intersection of the constraint specified in this extension and any specified in the **basicConstraints** extension. If this extension is present in a public-key certificate but the **basicConstraints** extension is absent, or indicates that the subject is an end-entity, the subject is not authorized to delegate the privileges.

This extension may, at the option of the certificate issuer, be either critical or non-critical. It is recommended that it be flagged critical, otherwise a holder that is not authorized to be an AA may issue certificates and the privilege verifier may unwittingly use such a certificate.

If this extension is present and is flagged critical, then:

- if the value of **authority** is not set to **TRUE,** then the delegated attribute shall not be used to further delegate;
- if the value of **authority** is set to **TRUE** and **pathLenConstraint** is present, then the privilege verifier shall check that the delegation path being processed is consistent with the value of **pathLenConstraint**.

If this extension is present, flagged non-critical, and is not recognized by the privilege verifier, then that system should use other means to determine if the delegated attribute may be used to further delegate.

If this extension is not present, or if the extension is present with an empty **SEQUENCE** value, the holder is constrained to being only an end-entity and not an attribute authority and no delegation of the privileges contained in the attribute certificate is permitted by the holder.

15.5.2.1.2 Basic attribute constraints match

The basic attribute constraints matching rule compares for equality a presented value with an attribute value of type **AttributeCertificate.**

```
basicAttConstraintsMatch  MATCHING-RULE  ::= {
        SYNTAX      BasicAttConstraintsSyntax
        ID          id-mr-basicAttConstraintsMatch }
```

This matching rule returns **TRUE** if the stored value contains the **basicAttConstraints** extension and if components that are present in the presented value match the corresponding components of the stored value.

15.5.2.2 Delegated name constraints extension

15.5.2.2.1 Delegated name constraints extension definition

The delegated name constraints field indicates a name space within which all holder names in subsequent certificates in a delegation path need to be located.

This field is defined as follows:

Copyright International Organization for Standardization
Provided by IHS under license with ISO
No reproduction or networking permitted without license from IHS Not for Resale

delegatedNameConstraints EXTENSION ::= {

SYNTAX NameConstraintsSyntax

IDENTIFIED BY id-ce-delegatedNameConstraints }

This extension is processed in the same manner as the **nameConstraints** extension for public-key certificates. If **permittedSubtrees** is present, of all the attribute certificates issued by the holder AA and subsequent AAs in the delegation path, only those attribute certificates with holder names within these subtrees are acceptable. If **excludedSubtrees** is present, any attribute certificate issued by the holder AA or subsequent AAs in the delegation path that has a holder name within these subtrees is unacceptable. If both **permittedSubtrees** and **excludedSubtrees** are present and the name spaces overlap, the exclusion statement takes precedence.

This extension may be present in attribute certificates or public-key certificates issued by AAs, including SOAs, to other AAs. This extension shall not be included in certificates issued to end-entities or certificates that contain the SOA identifier extension.

If this extension is present in a public-key certificate, and if the **nameConstraints** extension is also present, the subject may only delegate within the intersection of the constraint specified in this extension and that specified in the **nameConstraints** extension.

This extension may, at the option of the attribute certificate issuer, be either critical or non-critical. It is recommended that it be flagged critical, otherwise an attribute certificate user may not check that subsequent attribute certificates in a delegation path are located in the name space intended by the issuing AA.

15.5.2.2.2 Delegated name constraints match

The delegated name constraints matching rule compares for equality a presented value with an attribute value of type **AttributeCertificate.**

delegatedNameConstraintsMatch MATCHING-RULE ::= {

SYNTAX NameConstraintsSyntax

ID id-mr-delegatedNameConstraintsMatch }

This matching rule returns **TRUE** if the stored value contains the **attributeNameConstraints** extension and if components that are present in the presented value match the corresponding components of the stored value.

15.5.2.3 Acceptable certificate policies extension

15.5.2.3.1 Acceptable certificate policies extension definition

The acceptable certificate policies field is used, in delegation with attribute certificates, to control the acceptable certificate policies under which the public-key certificates for subsequent holders in a delegation path need to have been issued. By enumerating a set of policies in this field, an AA is requiring that subsequent issuers in a delegation path only delegate the contained privileges to holders that have public-key certificates issued under one or more of the enumerated certificate policies. The policies listed here are not policies under which the attribute certificate was issued, but policies under which acceptable public-key certificates for subsequent holders need to have been issued.

This field is defined as follows:

acceptableCertPolicies EXTENSION ::= {

SYNTAX AcceptableCertPoliciesSyntax

IDENTIFIED BY id-ce-acceptableCertPolicies }

AcceptableCertPoliciesSyntax ::= SEQUENCE SIZE (1..MAX) OF CertPolicyId

CertPolicyId ::= OBJECT IDENTIFIER

This extension may only be present in attribute certificates issued by AAs, including SOAs, to other AAs. This extension shall not be included in end-entity attribute certificates or in any public-key certificates. In the case of delegation using public-key certificates, this same functionality is provided by the **certificatePolicies** and other related extensions.

If present, this extension shall be flagged critical.

Copyright International Organization for Standardization
Provided by IHS under license with ISO
No reproduction or networking permitted without license from IHS Not for Resale

If this extension is present and the privilege verifier understands it, the verifier shall ensure that all subsequent privilege asserters in the delegation path are authenticated with a public-key certificate under one or more of the enumerated certificate policies.

If this extension is present, but not understood by the privilege verifier, the certificate shall be rejected.

15.5.2.3.2 Acceptable certificate policies match

The acceptable certificate policies matching rule compares for equality a presented value with an attribute value of type **AttributeCertificate.**

```
acceptableCertPoliciesMatch  MATCHING-RULE  ::= {
        SYNTAX      AcceptableCertPoliciesSyntax
        ID          id-mr-acceptableCertPoliciesMatch }
```

This matching rule returns **TRUE** if the stored value contains the **acceptableCertPolicies** extension and if components that are present in the presented value match the corresponding components of the stored value.

15.5.2.4 Authority attribute identifier extension

15.5.2.4.1 Authority attribute identifier extension definition

In privilege delegation, an AA that delegates privileges shall itself have at least the same privilege and the authority to delegate that privilege. An AA that is delegating privilege to another AA or to an end-entity may place this extension in the AA or end-entity certificate that it issues. The extension is a back pointer to the certificate in which the issuer of the certificate containing the extension was assigned its corresponding privilege. The extension can be used by a privilege verifier to ensure that the issuing AA had sufficient privilege to be able to delegate to the holder of the certificate containing this extension.

This field is defined as follows:

```
authorityAttributeIdentifier EXTENSION  ::=  {
        SYNTAX                  AuthorityAttributeIdentifierSyntax
        IDENTIFIED BY           { id-ce-authorityAttributeIdentifier } }

AuthorityAttributeIdentifierSyntax  ::=  SEQUENCE SIZE (1..MAX) OF AuthAttId

AuthAttId  ::=  IssuerSerial
```

A certificate that contains this extension may include delegation of multiple privileges to the certificate holder. If the assignment of those privileges to the AA that issued this certificate was done in more than one certificate, then this extension would include more than one pointer.

This extension may be present in attribute certificates or public-key certificates issued by AAs to other AAs or to end-entity privilege holders. This extension shall not be included in certificates issued by an SOA or in public-key certificates that contain the SOA identifier extension.

This extension is always non-critical.

15.5.2.4.2 AA identifier match

The authority attribute identifier matching rule compares for equality a presented value with an attribute value of type **AttributeCertificate.**

```
authAttIdMatch  MATCHING-RULE  ::= {
        SYNTAX      AuthorityAttributeIdentifierSyntax
        ID          id-mr-authAttIdMatch }
```

This matching rule returns **TRUE** if the stored value contains the **authorityAttributeIdentifier** extension and if components that are present in the presented value match the corresponding components of the stored value.

Copyright International Organization for Standardization
Provided by IHS under license with ISO
No reproduction or networking permitted without license from IHS Not for Resale

15.5.2.5 Indirect issuer extension

In some environments, privilege may be delegated indirectly. In such cases, the delegator requests that a DS server issue a certificate delegating privilege on their behalf to another entity. The indirect issuer field is used in either an attribute certificate or a public-key certificate issued to a DS server by an SOA. Presence of this extension means that the subject AA (the DS server) is authorized by that SOA to act as a proxy and issue certificates that delegate privilege, on behalf of other delegators.

```
indirectIssuer EXTENSION ::= {
    SYNTAX                  NULL
    IDENTIFIED BY           id-ce-indirectIssuer }
```

This extension is always non-critical.

The presence of this extension within an attribute certificate may be determined by applying the **extensionPresenceMatch** matching rule.

15.5.2.6 Issued on Behalf Of

This extension is inserted into an AC by an indirect issuer (DS server). It indicates the AA that has requested the DS server to issue the AC, and allows the delegation chain to be constructed and validated.

```
issuedOnBehalfOf EXTENSION ::= {
    SYNTAX                  GeneralName
    IDENTIFIED BY           id-ce-issuedOnBehalfOf }
```

The **GeneralName** is the name of the AA who has asked the indirect issuer (DS server) to issue this AC.

The issuer of this AC must have been granted the privilege to issue ACs on behalf of other AAs by an SOA, through the IndirectIssuer extension in its AC.

This extension may be critical or non-critical as necessary to ensure delegation path validation.

15.5.2.7 No assertion extension

If present, this extension indicates that the AC holder cannot assert the privileges indicated in the attributes of the AC. This field can only be inserted into AA ACs, and not into end entity ACs. If present, this extension shall always be marked critical.

```
noAssertion EXTENSION ::= {
    SYNTAX                  NULL
    IDENTIFIED BY           id-ce-noAssertion }
```

15.6 Recognition of Authority Extensions

15.6.1 Requirements

The following requirements relate to recognition of authority:

a) the local SOA may wish to specify how attributes assigned in a remote domain are mapped into roles known to relying parties in the local domain;

b) the local SOA may want to constrain which privilege attributes a remote SOA is trusted to assign to which users;

c) the local SOA may need to be able to constrain the name forms and name spaces within which a remote SOA can assign privilege attributes to users.

15.6.2 ROA extension fields

The following extension fields are defined:

a) *Allowed attribute assignments*;

Copyright International Organization for Standardization
Provided by IHS under license with ISO
No reproduction or networking permitted without license from IHS Not for Resale

b) *Attribute mappings*;

c) *Holder name constraints*.

15.6.2.1 Allowed attribute assignments extension

This extension says which privilege attributes a remote domain SOA is trusted to issue to whom.

```
allowedAttributeAssignments  EXTENSION  ::= {
        SYNTAX                  AllowedAttributeAssignments
        IDENTIFIED BY           id-ce-allowedAttAss }

AllowedAttributeAssignments  ::=  SET OF SEQUENCE {
        attributes                              [0]     SET OF CHOICE {
                attributeType                   [0]     AttributeType,
                attributeTypeandValues                  [1]     Attribute{{SupportedAttributes}} },
        holderDomain                    [1]     GeneralName }
```

Each allowed attribute assignment comprises a set of attribute types and/or values, together with the name space which defines the holder domain. Of the name forms available through the GeneralName type, only those name forms that have a well-defined hierarchical structure may be used for the holder domain. The value that is specified for the holder domain forms the superior node of a subtree within which all the holder names must fall.

All the allowed attributes specified in this extension should also be specified in the attributes component of the attribute certificate. If an attribute is specified in this extension but it is not in the attributes component then it is ignored (i.e. it is not trusted). If an attribute is in the attributes component but not in this extension then it is trusted and has no further constraints on the holders that it can be issued to (other than that which might optionally be specified in the name constraints extension)

If this extension is present it shall be flagged critical.

15.6.2.2 Attribute Mappings Extension

This extension says how the attributes in the remote trusted domain map into attributes in the local domain.

```
attributeMappings EXTENSION  ::= {
        SYNTAX                  AttributeMappings
        IDENTIFIED BY           id-ce-attributeMappings }

AttributeMappings  ::=  SET OF CHOICE {
        typeMappings        [0]     SEQUENCE {
                local                   [0]     AttributeType,
                remote                  [1]     AttributeType},
        typeValueMappings   [1]     SEQUENCE {
                local                   [0]     AttributeTypeAndValue,
                remote                  [1]     AttributeTypeAndValue} }
```

An attribute mapping can be at the type or value level.

When attribute mapping is at the attribute value level, each attribute value in the remote domain is mapped into an equivalent attribute value in the local domain.

NOTE 1 – Attribute value mappings may have a many to many relationship.

When attribute mapping is at the attribute type level, all the values assigned in the remote domain must already be understood by, and have an equal value in, the local domain.

NOTE 2 – This attribute mapping is a one to one mapping.

Copyright International Organization for Standardization
Provided by IHS under license with ISO
No reproduction or networking permitted without license from IHS Not for Resale

15.6.2.3 Holder Name Constraints Extension

This extension constrains the name forms and name spaces in which a subordinate AA or a remote SOA and its subordinate AAs can issue ACs.

This extension, indicates that constraints are being placed on the name forms and name spaces of all name forms in ACs issued by this AA and all subsequent AAs in the AC chain. If this extension is absent from all ACs in an AC chain, then no constraints are placed on any name spaces in the AC chain. If this extension is present in an AC certificate, then constraints are automatically placed on the name spaces of every name form in the AC chain from this point onwards, regardless of whether the name form is explicitly included in the extension or not i.e. the default constraint on each name form is exclude all the name space.

NOTE – Because there can be an unbounded set of **registeredID** name forms then it is not possible for new name forms to be unconstrained once this extension is present, without the name form being explicitly included in this extension via a permitted subtree.

This field is defined as follows:

```
holderNameConstraints  EXTENSION  ::=  {
        SYNTAX                  HolderNameConstraintsSyntax
        IDENTIFIED BY           id-ce-holderNameConstraints }

HolderNameConstraintsSyntax  ::=  SEQUENCE {
        permittedSubtrees  [0]  GeneralSubtrees,
        excludedSubtrees   [1]  GeneralSubtrees OPTIONAL }

GeneralSubtrees  ::=  SEQUENCE SIZE (1..MAX) OF GeneralSubtree

GeneralSubtree  ::=  SEQUENCE {
        base                    GeneralName,
        minimum            [0]  BaseDistance DEFAULT 0,
        maximum            [1]  BaseDistance OPTIONAL }

BaseDistance ::= INTEGER (0..MAX)
```

The **permittedSubtrees** and **excludedSubtrees** components each specify one or more naming subtrees of one or more name forms. Each subtree is defined by the name of the root of the subtree, i.e. the base component, and, optionally, within that subtree, an area that is bounded by upper and/or lower levels.

An empty DN sequence is equivalent to a wildcard and means that all DNs fall within the subtree.

The **minimum** component specifies the upper bound of the area within the subtree. All names whose final name component is above the level specified are not contained within the area. A value of **minimum** equal to zero (the default) corresponds to the base, i.e. the top node of the subtree. For example, if **minimum** is set to one, then the naming subtree excludes the base node but includes subordinate nodes.

The **maximum** component specifies the lower bound of the area within the subtree. All names whose last component is below the level specified are not contained within the area. A value of **maximum** of zero corresponds to the base, i.e. the top of the subtree. An absent **maximum** component indicates that no lower limit should be imposed on the area within the subtree. For example, if **maximum** is set to one, then the naming subtree excludes all nodes except the subtree base and its immediate subordinates.

The **permittedSubtrees** component is used to reduce the constraints placed on the name spaces of one or more name forms. Since the entire name space of each form is automatically fully excluded when this extension appears in an AA certificate, the **permittedSubtrees** component describes the name space(s) that is(are) permitted. If an entire name space of a particular name form is to be permitted, this is achieved by setting the base component to the root of the name space.

Copyright International Organization for Standardization
Provided by IHS under license with ISO
No reproduction or networking permitted without license from IHS Not for Resale

The optional **excludedSubtrees** component is used to exclude one or more subordinate subtrees from the permittedSubtrees. For example, if in the X.500 distinguished name space, the subtree C=GB is permitted, but the subtrees C=GB, O=XYZ and C=GB, O=ABC are not permitted, then the **permittedSubtrees** will be set to C=GB and the excludedSubtrees will be set to C=GB, O=XYZ and C=GB, O=ABC. If the **excludedSubtrees** is present and its name spaces overlap with the **permittedSubtrees**, the **excludedSubtrees** statement takes precedence.

All holder names in subsequent ACs in a certification path shall be located in the permitted name spaces for the certificate to be acceptable. When a certificate holder has multiple names of the same name form then all such names shall be located in the permitted name space of that name form for the certificate to be acceptable. When a certificate holder has multiple names in different name forms, each name shall be located in the permitted name space of that name form for the certificate to be acceptable.

Of the name forms available through the GeneralName type, only those name forms that have a well-defined hierarchical structure may be used in these fields.

The directoryName name form satisfies this requirement; when using this name form a naming subtree corresponds to a DIT subtree. An AC is considered subordinate to the base (and therefore a candidate to be within the subtree) if the SEQUENCE of RDNs, which forms the full DN in base, matches the initial SEQUENCE of the same number of RDNs which forms the first part of the DN of the holder of the certificate. The DN of the holder of the certificate may have additional trailing RDNs in its sequence that do not appear in the **DN** in base. The **distinguishedNameMatch** matching rule is used to compare the value of **base** with the initial sequence of RDNs in the DN of the subject of the certificate.

Conformant implementations are not required to recognize all possible name forms. If an AC using implementation does not recognize a name form used in any base component, and

- that name form also occurs in the **holder** field of a subsequent AC in the chain then that AC shall be handled as if an unrecognized critical extension had been encountered; or
- that name form does not occur in the **holder** field of a subsequent AC in the chain then this name form can be ignored.

If an AC using implementation does not recognize a name form that occurs in the holder field of a subsequent AC in the chain from that in which this extension appeared, but that name form does not occur in any base component of this extension, then that AC shall be rejected.

This extension shall always be critical.

An AC using system shall check that the attribute certificate path being processed is within the constraints specified by the value in this extension.

15.6.2.4 Relationship of Delegated Name Constraints to Holder Name Constraints

The **delegatedNameConstraints** extension described in 15.5.2.2 has the same semantics as the **nameConstraints** extension of public key certificates, which is that every name form is allowed unless specifically constrained. The **holderNameConstraints** extension on the other hand, whilst having the same syntax, has the opposite semantics, which is that once the extension is present, every name form is denied unless specifically permitted. If both the delegatedNameConstraints extension and the **holderNameConstraints** extension appear in the same AC, then the excluded name spaces are the union of the excluded name spaces from both extensions, whilst the included name spaces are the intersection of the name spaces from both extensions.

16 Privilege path processing procedure

Privilege path processing is carried out by a privilege verifier. The path processing rules for attribute certificates are somewhat analogous to those for public-key certificates.

Other components of the path processing that are not addressed in this clause include verification of certificate signatures, validation of certificate validity periods, etc.

For privilege paths consisting of a single certificate (i.e., the privileges were assigned directly to the privilege asserter by the SOA), only the basic procedure, as described in 16.1 below is required, unless the privilege is assigned to a role. In that case, if the privilege verifier is not configured with the specific privileges of the role, it may need to obtain the role specification certificate that assigns the specific privileges to the role as described in 16.2 below. If the privilege asserter was delegated its privilege by an intermediary AA, then the delegation path procedure in 16.3 is also required. These procedures are not performed sequentially. The role processing procedure and delegation processing procedure are done prior to the determination of whether or not the asserted privileges are sufficient for the context of use within the basic procedure.

Copyright International Organization for Standardization
Provided by IHS under license with ISO
No reproduction or networking permitted without license from IHS Not for Resale

16.1 Basic processing procedure

The signature on every certificate in the path shall be verified. Procedures related to validating signatures and public-key certificates are not repeated in this clause. The privilege verifier shall verify the identity of every entity in the path, using the procedures of clause 10. Note that checking the signature on an attribute certificate necessarily involves checking the referenced public-key certificate for its validity. Where privileges are assigned using attribute certificates, path processing engines will need to consider elements of both the PMI and the PKI in the course of determining the ultimate validity of a privilege asserter's attribute certificate. Not all AC issuers need have PKCs issued by the same trust anchor CA (or one of its subordinate CAs) in which case multiple PKI certification paths will need to be followed. Once that validity has been confirmed, the privileges contained in that certificate *may* be used depending on a comparison with the relevant privilege policy and other information associated with the context in which the certificate is being used.

The context of use shall determine if the privilege holder actually intended to assert the contained privilege for use with that context. The fact that a chain of certificates to a trusted SOA exists is not in itself enough upon which to make this determination. The willingness of the privilege holder to use that certificate has to be clearly indicated and verified. However, mechanisms to ensure that such a privilege assertion has been adequately demonstrated by the privilege holder are outside the scope of this Specification. As an example, such a privilege assertion may be verifiable if the privilege holder signed a reference to that certificate, thereby indicating their willingness to use that certificate for that context.

For each attribute certificate in the path that does not contain the **noRevAvail** extension, the privilege verifier shall ensure that the attribute certificate has not been revoked.

The privilege verifier shall ensure that the asserted privilege is valid for the time called "time of evaluation" which can be done for *any* time, i.e., the current time of checking or any time in the past. In the context of an access control service, the checking is always done for the present time. However, in the context of non-repudiation, the checking can be done for a time in the past or the current time. When certificates are validated, the privilege verifier shall ensure that the time of evaluation falls within all the validity periods of all the certificates used in the path. Also, if any of the certificates in the path contain the **timeSpecification** extension, the constraints placed over the times the privilege can be asserted need to also allow the privilege assertion to be valid at the time of evaluation.

If the **targetingInformation** extension is present in the certificate used to assert a privilege, the privilege verifier shall check that the server/service for which it is verifying is included in the list of targets.

If the **singleUse** extension is present in the AC used to assert a privilege, the privilege verifier shall check that the AC has not been asserted prior to the current use.

If the certificate is a role assignment certificate, the processing procedure described in 16.2 is needed to ensure that the appropriate privileges are identified. If the privilege was delegated to the entity rather than assigned directly by the SOA trusted by the privilege verifier, the processing procedure described in 16.3 is needed to ensure that delegation was done properly.

The privilege verifier shall also determine whether or not the privileges being asserted are sufficient for the context of use. The privilege policy establishes the rules for making this determination and includes specification of any environmental variables that need to be considered. The privileges asserted, including those resulting from the role procedure in 16.2 and the delegation procedure in 16.3 and any relevant environmental variables (e.g., time of day or current account balance) are compared against the privilege policy to determine whether or not they are sufficient for the context of use. If the **acceptablePrivilegePolicies** extension is present, the privilege assertion can only succeed if the privilege policy the privilege verifier is comparing against is one of those contained in this extension.

If the comparison succeeds, any relevant user notices are provided to the privilege verifier.

16.2 Role processing procedure

If the asserted certificate is a role assignment certificate, the privilege verifier shall obtain the specific privileges assigned to that role. The name of the role to which the privilege asserter is assigned is contained in the **role** attribute of the certificate. The privilege verifier, if not already configured with the privileges of the named role, may need to locate the role specification certificate that assigns the privileges to that role. Information in the **role** attribute and in the **roleSpecCertIdentifier** extension may be used to locate that certificate.

The privileges assigned to the role are implicitly assigned to the privilege asserter and are therefore included among the asserted privileges that are compared against the privilege policy in the basic procedure in 16.1 to determine whether or not the asserted privileges are sufficient for the context of use.

16.3 Delegation processing procedure

If the privileges asserted are delegated to the privilege asserter by an intermediary AA, the privilege verifier shall ensure that the path is a valid delegation path, by ensuring that:

--`,,```,,,,````-`-`,,`,,`,`,,`---

Copyright International Organization for Standardization
Provided by IHS under license with ISO
No reproduction or networking permitted without license from IHS Not for Resale

- each AA that issued a certificate in the delegation path was authorized to do so;
- each certificate in the delegation path is valid with respect to path and name constraints imposed on it;
- each entity in the delegation path is authenticated with a public-key certificate that is valid according to any imposed policy constraints;
- no AA delegation privilege is greater than the privilege held by that AA.

In complex delegation of authority scenarios, where the delegations form a directed graph, with multiple trusted root SOAs, it is possible for an AA to combine the privilege attributes it holds in two or more ACs and to delegate a combination of these attributes to a subordinate in a single delegated AC. Validating these split delegation paths in directed graphs is much more complex than validating a simple path through a hierarchical tree of ACs which lead from a single root SOA. Implementations need to carefully consider whether to allow directed graph type delegations or to limit delegations to a simple tree structure.

Prior to commencing delegation path validation, the privilege verifier shall obtain the following. Any of these may be provided by the privilege asserter, or obtained by the privilege verifier from some other source, such as the Directory. The attributes of the service may be provided to the privilege verifier in a structured document or by some other means.

- Established trust in the public verification key used to validate the trusted SOA's signature. This trust can either be established through out-of-band means or through a public-key certificate issued to the SOA by a CA in which the privilege verifier already has established trust. Such a certificate would contain the **sOAIdentifier** extension.
- The privilege asserter's privilege, encoded in their attribute certificate or subject directory attributes extension of their public key certificate.
- Delegation path of certificates from the privilege asserter to the trusted SOA.
- Domination rule for the privilege being asserted; this may be obtained from the attribute descriptor issued by the SOA responsible for the attribute in question or it may be obtained through out-of-band means.
- Privilege policy; this may be obtained from the Directory or from some out-of-band means.
- Environmental variables, including for example current date/time, current account balance, etc.

An implementation shall be functionally equivalent to the external behaviour resulting from this procedure; however, the algorithm used by a particular implementation to derive the correct output(s) from the given inputs is not standardized.

In the case where attribute certificates are issued by an indirect issuer (DS), which does not have a full set of privileges directly assigned to it, the relying party should fully validate the delegation chain as follows:

i) Starting with the end entity AC, the RP extracts the issuer name and the **issuedOnBehalfOf** name.

ii) The RP retrieves the AC of the issuer and validates that the issuer is an indirect issuer of the SOA (i.e., has the **indirectIssuer** extension).

iii) The RP retrieves the AC of the **issuedOnBehalfOf** AA and validates that the AA has a superset of the privilege attributes issued to the end entity.

However, in order to aid path determination and validation certificates may contain the Authority Information Access and Authority Key Identifier extensions and use them as described in 16.3.1 below.

The RP recurses to step ii) using the AC of the AA, and thereby moves up the chain until it arrives at the AC of an AA that is issued by the SOA.

16.3.1 Verify integrity of domination rule

The domination rule is associated with the privilege being delegated. The syntax and method for obtaining the domination rule is not standardized. However, the integrity of the retrieved domination rule can be verified. The attribute descriptor certificate issued by the SOA responsible for the attribute being delegated may contain a HASH of the domination rule. The privilege verifier may reproduce the HASH function on the retrieved copy of the domination rule and compare the two hashes. If they are identical, the privilege verifier has the accurate domination rule.

16.3.2 Establish valid delegation path

The privilege verifier shall find the delegation path and obtain certificates for every entity in the path. The delegation path extends from the direct privilege asserter to the SOA. Each intermediary certificate in the delegation path shall contain the **basicAttConstraints** extension with the authority component set to **TRUE**. The issuer of each certificate shall be the same as the holder/subject of the certificate which is adjacent to it in the delegation path. The **authorityAttributeIdentifier** extension is used to identify the certificate(s) of the issuer of the current certificate in the delegation path. The **authorityInformationAccess** extension may used to locate the appropriate certificates of the issuer of the current certificate in the delegation path, as described in 16.3.2.1 below. The **authorityKeyIdentifier** extension

Copyright International Organization for Standardization
Provided by IHS under license with ISO
No reproduction or networking permitted without license from IHS Not for Resale

may be used to locate and identify the public key of the issuer of the current certificate in the delegation path, as described in 16.3.2.2 below. The number of certificates in the path from each entity to the direct privilege asserter (inclusive) shall not exceed the value of the **pathLenConstraint** value in the entity's **basicAttConstraints** extension by more than 2. This is because the **pathLenConstraint** limits the number of intermediary certificates between the two endpoints (i.e., the certificate containing the constraint and the end-entity certificate) so the maximum length is the value of that constraint plus the certificates that are the endpoints.

If **delegatedNameConstraints** extension is present in any of the certificates in the delegation path, the constraints are processed in the same way as the **nameConstraints** extension is processed in the certification path processing procedure in clause 10.

If the **acceptableCertPolicies** extension is present in any of the certificates in the delegation path, the privilege verifier shall ensure that the authentication of each subsequent entity in the delegation path is done with a public-key certificate that contains at least one of the acceptable policies.

16.3.2.1 Use of Authority Information Access Extension

The authority information access (AIA) extension is defined in RFC 5280.

The AIA extension indicates how to access information and services for the issuer of the certificate in which the extension appears. In the context of attribute certificates, it is used to point to information about the AA that issued the AC in which it appears. This information may include on-line validation services and AA policy data. (Note that the location of ACRLs is not specified in this extension). This extension may be included in end entity or AA ACs, and it MUST be non-critical.

Each entry in the sequence AuthorityInfoAccessSyntax describes the format and location of additional information provided by the AA that issued the AC in which this extension appears. The type and format of the additional information is specified by the AccessMethod field; the accessLocation field specifies the location of this additional information. The retrieval mechanism may be implied by the accessMethod or specified by accessLocation.

In an attribute certificate, the id-ad-caIssuers OID is used when the additional information lists ACs that were issued to and used by the AA to issue the AC containing this extension. The referenced AC(s) is/are intended to aid relying parties in the selection of an attribute certificate path that terminates at a point (SOA or AA) trusted by the relying party.

When the id-ad-caIssuers OID appears as an accessMethod, the accessLocation field describes the referenced description server and the access protocol to obtain the referenced ACs. The accessLocation field is defined as a GeneralName, which can take several forms. Where the information is available via http, ftp, or ldap, accessLocation should be a uniformResourceIdentifier.

The ldap URI should specify a distinguishedName and an attribute and may specify a host name, for example:

ldap://ldap.example.com/cn=Some%20Manager,dc=example,dc=com?attributeCertificateAttribute;binary

Omitting the host name (e.g., ldap:///cn=Some%20Manager,dc=example,dc=com?attributeCertificateAttribute;binary) has the effect of specifying the use of whatever LDAP server is locally configured. The URI should list the appropriate attribute description for the attribute holding DER encoded ACs. Note that in LDAP it is generally not possible to specify the exact set of ACs that were used to issue the AC containing this extension, but rather the accessLocation points to all the ACs belonging to the issuer of the AC containing this extension.

The ftp and http URIs should specify either the single DER encoded attribute certificate that was used to issue the AC containing this extension, or a filestore directory containing the set of ACs belonging to the issuer of the AC containing this extension. Individual DER encoded attribute certificates should have a file name ending in .ace, for example:

http://www.example.com/ACs/dc=com/dc=example/cn=Some%20Manager/leader.ace

The filestore directory containing the complete set of ACs for the same entity might be:

ftp://www.example.com/ACs/dc=com/dc=example/cn=Some%20Manager/

Where the information is available via the Directory Access Protocol (DAP), **accessLocation** should be a **directoryName**. The entry for that **directoryName** contains AA ACs in the **attributeCertificateAttribute** attribute. When the information is available via electronic mail **accessLocation** should be an **rfc822Name**. The semantics of other **caIssuers accessLocation** name forms are not defined.

16.3.2.2 Use of Authority Key Identifier

The AKI is used to identify the public key to be used to verify the signature on the AC in which this extension occurs. It is recommended that the **authorityCertIssuer** component and the **authorityCertSerialNumber** component are used together to identify and optionally locate the public key certificate of the AC issuer as follows. The **GeneralNames** of the **authorityCertIssuer** component should be used to name the CA which issued the public key certificate and also to

Copyright International Organization for Standardization
Provided by IHS under license with ISO
No reproduction or networking permitted without license from IHS Not for Resale

optionally identify where the public key certificate can be found when it is available via http, ftp, or ldap. In the latter case one of the **GeneralNames** should be a **uniformResourceIdentifier** as specified in section 4.1 above, and should point to either the LDAP entry holding the public key certificate or the filestore directory holding the public key certificate or the actual file containing the public key certificate of the AC issuer. The **authorityCertSerialNumber** component is used to specify the serial number of the specific public key certificate to be used, from the possible set of public key certificates issued to the AC issuer.

16.3.3 Verify privilege delegation

No delegator can delegate privilege that is greater than the privilege they own. The domination rule in the attribute descriptor attribute provides the rules for when a given value is 'less than' another value for the attribute being delegated.

For each certificate in the delegation path, including the direct privilege asserter's certificate, the privilege verifier shall ensure that the delegator was authorized to delegate the privilege they own and that the privilege delegated was not greater than the privilege owned.

For each of these certificates, the privilege verifier shall compare the delegated privilege with the privilege owned by that delegator, in accordance with the domination rule for the privilege. The privilege owned by the delegator is obtained from the adjacent certificate in the delegation path, as described in 16.2. The comparison of the two privileges is done based on the domination rule discussed in 16.3.1.

16.3.4 Pass/fail determination

Assuming that a valid delegation path is established, the privileges of the direct privilege asserter are provided as input for the comparison against the privilege policy as discussed in 16.1 to determine whether or not the direct privilege asserter has sufficient privilege for the context of use.

17 PMI directory schema

This clause defines the directory schema elements used to represent PMI information in the Directory. It includes specification of relevant object classes, attributes and attribute value matching rules.

17.1 PMI directory object classes

This subclause defines object class definitions for representing PMI objects in the Directory.

17.1.1 PMI user object class

The PMI user object class is used in defining entries for objects that may be the holder of attribute certificates.

```
pmiUser  OBJECT-CLASS  ::=  {
        SUBCLASS OF             {top}
        KIND                    auxiliary
        MAY CONTAIN             {attributeCertificateAttribute}
        ID                      id-oc-pmiUser }
```

17.1.2 PMI AA object class

The PMI AA object class is used in defining entries for objects that act as attribute authorities.

```
pmiAA  OBJECT-CLASS  ::=  { -- a PMI AA
        SUBCLASS OF             {top}
        KIND                    auxiliary
        MAY CONTAIN             {aACertificate |
                                attributeCertificateRevocationList |
                                attributeAuthorityRevocationList}
        ID                      id-oc-pmiAA }
```


Copyright International Organization for Standardization
Provided by IHS under license with ISO
No reproduction or networking permitted without license from IHS Not for Resale

17.1.3 PMI SOA object class

The PMI SOA object class is used in defining entries for objects that act as sources of authority. Note that if the object was authorized to act as an SOA through issuance of a public-key certificate containing the **sOAIdentifier** extension, a directory entry representing that object would also contain the **pkiCA** object class.

pmiSOA OBJECT-CLASS ::= { *-- a PMI Source of Authority*

SUBCLASS OF	**{top}**
KIND	**auxiliary**
MAY CONTAIN	**{attributeCertificateRevocationList |**
	attributeAuthorityRevocationList |
	attributeDescriptorCertificate}
ID	**id-oc-pmiSOA }**

17.1.4 Attribute certificate CRL distribution point object class

The attribute certificate CRL distribution point object class is used in defining entries for objects that contain attribute certificate and/or attribute authority revocation list segments. This auxiliary class is intended to be combined with the **crlDistributionPoint** structural object class when instantiating entries. Since the **certificateRevocationList** and **authorityRevocationList** attributes are optional in that class, it is possible to create entries which contain, for example, only an attribute authority revocation list or entries which contain revocation lists of multiple types, depending on the requirements.

attCertCRLDistributionPt OBJECT-CLASS ::= {

SUBCLASS OF	**{top}**
KIND	**auxiliary**
MAY CONTAIN	**{ attributeCertificateRevocationList |**
	attributeAuthorityRevocationList }
ID	**id-oc-attCertCRLDistributionPts }**

17.1.5 PMI delegation path

The PMI delegation path object class is used in defining entries for objects that may contain delegation paths. It will generally be used in conjunction with entries of structural object class **pmiAA**.

pmiDelegationPath OBJECT-CLASS ::= {

SUBCLASS OF	**{top}**
KIND	**auxiliary**
MAY CONTAIN	**{ delegationPath }**
ID	**id-oc-pmiDelegationPath }**

17.1.6 Privilege policy object class

The privilege policy object class is used in defining entries for objects that contain privilege policy information.

privilegePolicy OBJECT-CLASS ::= {

SUBCLASS OF	**{top}**
KIND	**auxiliary**
MAY CONTAIN	**{privPolicy }**
ID	**id-oc-privilegePolicy }**

--`,,```,,,,````-`-`,,`,,`,`,,`---
Copyright International Organization for Standardization
Provided by IHS under license with ISO
No reproduction or networking permitted without license from IHS
Not for Resale

17.1.7 Protected privilege policy object class

The protected privilege policy object class is used in defining entries for objects that contain privilege policies protected within attribute certificates.

```
protectedPrivilegePolicy  OBJECT-CLASS  ::=  {
        SUBCLASS OF             {top}
        KIND                    auxiliary
        MAY CONTAIN             {protPrivPolicy }
        ID                      id-oc-protectedPrivilegePolicy }
```

17.2 PMI Directory attributes

This subclause defines directory attributes used to store PMI data in directory entries.

17.2.1 Attribute certificate attribute

The following attribute contains attribute certificates issued to a specific holder and is stored in the directory entry of that holder.

```
attributeCertificateAttribute  ATTRIBUTE  ::=  {
        WITH SYNTAX                     AttributeCertificate
        EQUALITY MATCHING RULE      attributeCertificateExactMatch
        ID                              id-at-attributeCertificate }
```

17.2.2 AA certificate attribute

The following attribute contains attribute certificates issued to an AA and is stored in the directory entry of the holder AA.

```
aACertificate  ATTRIBUTE  ::=  {
        WITH SYNTAX                     AttributeCertificate
        EQUALITY MATCHING RULE      attributeCertificateExactMatch
        ID                              id-at-aACertificate }
```

17.2.3 Attribute descriptor certificate attribute

The following attribute contains attribute certificates issued by an SOA that contain the **attributeDescriptor** extension. These attribute certificates contain the valid syntax and domination rule specification of privilege attributes and is stored in the directory entry of the issuing SOA.

```
attributeDescriptorCertificate  ATTRIBUTE  ::=  {
        WITH SYNTAX                     AttributeCertificate
        EQUALITY MATCHING RULE      attributeCertificateExactMatch
        ID                              id-at-attributeDescriptorCertificate }
```

17.2.4 Attribute certificate revocation list attribute

The following attribute contains a list of revoked attribute certificates. These lists may be stored in the directory entry of the issuing authority, or other directory entry (e.g., a distribution point).

```
attributeCertificateRevocationList  ATTRIBUTE  ::=  {
        WITH SYNTAX                     CertificateList
        EQUALITY MATCHING RULE      certificateListExactMatch
```


Copyright International Organization for Standardization
Provided by IHS under license with ISO
No reproduction or networking permitted without license from IHS Not for Resale

ID **id-at-attributeCertificateRevocationList }**

17.2.5 AA certificate revocation list attribute

The following attribute contains a list of revoked attribute certificates issued to AAs. These lists may be stored in the directory entry of the issuing authority or other directory entry (e.g., a distribution point).

attributeAuthorityRevocationList ATTRIBUTE ::= {

WITH SYNTAX **CertificateList**

EQUALITY MATCHING RULE **certificateListExactMatch**

ID **id-at-attributeAuthorityRevocationList }**

17.2.6 Delegation path attribute

The delegation path attribute contains delegation paths, each consisting of a sequence of attribute certificates.

delegationPath ATTRIBUTE ::= {

WITH SYNTAX **AttCertPath**

ID **id-at-delegationPath }**

AttCertPath ::= SEQUENCE OF AttributeCertificate

This attribute can be stored in the AA directory entry and would contain some delegation paths from that AA to other AAs. This attribute, if used, enables more efficient retrieval of delegated attribute certificates that form frequently used delegation paths. As such, there are no specific requirements for this attribute to be used and the set of values that are stored in the attribute is unlikely to represent the complete set of delegation paths for any given AA.

17.2.7 Privilege policy attribute

The privilege policy attribute contains information about privilege policies.

privPolicy ATTRIBUTE ::= {

WITH SYNTAX **PolicySyntax**

ID **id-at-privPolicy }**

The **policyIdentifier** component includes the object identifier registered for the particular privilege policy.

If **content** is present, the complete content of the privilege policy is included.

If **pointer** is present, the **name** component references one or more locations where a copy of the privilege policy can be located. If the **hash** component is present, it contains a HASH of the content of the privilege policy that should be found at a referenced location. This hash can be used to perform an integrity check of the referenced document.

17.2.8 Protected privilege policy attribute

The protected privilege policy attribute contains privilege policies, protected within attribute certificates.

protPrivPolicy ATTRIBUTE ::= {

WITH SYNTAX **AttributeCertificate**

EQUALITY MATCHING RULE **attributeCertificateExactMatch**

ID **id-at-protPrivPolicy }**

Note that unlike typical attribute certificates, those within the **protPrivPolicy** attribute contain privilege policies, not privileges. The issuer and holder components of these attribute certificates identify the same entity. The attribute that is included in the attribute certificate contained within the **protPrivPolicy** attribute is either the **privPolicy** attribute or the **xmlPrivPolicy** attribute.

Copyright International Organization for Standardization
Provided by IHS under license with ISO
No reproduction or networking permitted without license from IHS Not for Resale

17.2.9 XML Protected privilege policy attribute

The XML protected privilege policy attribute contains XML encoded privilege policy information.

```
xmlPrivPolicy ATTRIBUTE ::= {
    WITH SYNTAX          UTF8String --contains XML-encoded privilege policy information
    ID                   id-at-xmlPrivPolicy }
```

17.3 PMI general directory matching rules

This subclause defines matching rules for PMI directory attributes.

17.3.1 Attribute certificate exact match

The attribute certificate exact match rule compares for equality a presented value with an attribute value of type **AttributeCertificate**.

```
attributeCertificateExactMatch MATCHING-RULE ::= {
    SYNTAX      AttributeCertificateExactAssertion
    ID          id-mr-attributeCertificateExactMatch }

AttributeCertificateExactAssertion ::= SEQUENCE {
    serialNumber  CertificateSerialNumber,
    issuer        AttCertIssuer }
```

This matching rule returns TRUE if the components in the attribute value match those in the presented value.

17.3.2 Attribute certificate match

The attribute certificate matching rule compares a presented value with an attribute value of type **AttributeCertificate**. This matching rule allows more complex matching than the **certificateExactMatch**.

```
attributeCertificateMatch MATCHING-RULE ::= {
    SYNTAX      AttributeCertificateAssertion
    ID          id-mr-attributeCertificateMatch }

AttributeCertificateAssertion ::= SEQUENCE {
    holder                [0]  CHOICE {
        baseCertificateID [0]  IssuerSerial,
        holderName        [1]  GeneralNames} OPTIONAL,
    issuer                [1]  GeneralNames OPTIONAL,
    attCertValidity       [2]  GeneralizedTime OPTIONAL,
    attType               [3]  SET OF AttributeType OPTIONAL }
    -- At least one component of the sequence shall be present
```

The matching rule returns TRUE if all of the components that are present in the presented value match the corresponding components of the attribute value, as follows:

- **baseCertificateID** matches if it is equal to the **IssuerSerial** component of the stored attribute value;
- **holderName** matches if the stored attribute value contains the name extension with the same name type as indicated in the presented value;
- **issuer** matches if the stored attribute value contains the name component of the same name type as indicated in the presented value;

Copyright International Organization for Standardization
Provided by IHS under license with ISO
No reproduction or networking permitted without license from IHS Not for Resale

– **attCertValidity** matches if it falls within the specified validity period of the stored attribute value; and
– for each **attType** in the presented value, there is an attribute of that type present in the **attributes** component of the stored value.

17.3.3 Holder issuer match

The attribute certificate holder issuer match rule compares for equality a presented value of the holder and/or issuer components of a presented value with an attribute value of type **AttributeCertificate**.

```
holderIssuerMatch MATCHING-RULE ::= {
    SYNTAX      HolderIssuerAssertion
    ID          id-mr-holderIssuerMatch }

HolderIssuerAssertion ::= SEQUENCE {
    holder [0]  Holder          OPTIONAL,
    issuer [1]  AttCertIssuer   OPTIONAL }
```

This matching rule returns **TRUE** if all the components that are present in the presented value match the corresponding components of the attribute value.

17.3.4 Delegation path match

The **delegationPathMatch** match rule compares for equality a presented value with an attribute value of type **delegationPath**. A privilege verifier may use this matching rule to select a path beginning with a certificate issued by its SOA and ending with a certificate issued to the AA that issued the end-entity holder certificate being validated.

```
delegationPathMatch MATCHING-RULE ::= {
    SYNTAX      DelMatchSyntax
    ID          id-mr-delegationPathMatch }

DelMatchSyntax ::= SEQUENCE {
    firstIssuer     AttCertIssuer,
    lastHolder      Holder }
```

This matching rule returns **TRUE** if the presented value in the **firstIssuer** component matches the corresponding elements of the issuer field of the first certificate in the **SEQUENCE** in the stored value and the presented value in the **lastHolder** component matches the corresponding elements of the holder field of the last certificate in the **SEQUENCE** in the stored value. This matching rule returns **FALSE** if either match fails.

17.3.5 Extension presence match

The *Extension Presence Match* rule compares for equality a presented object identifier value identifying a particular extension with the **extensions** component of a certificate.

```
extensionPresenceMatch MATCHING-RULE ::= {
    SYNTAX      EXTENSION.&id
    ID          id-mr-extensionPresenceMatch }
```

This matching rule returns TRUE if the certificate contains the particular extension.

Copyright International Organization for Standardization
Provided by IHS under license with ISO
No reproduction or networking permitted without license from IHS Not for Resale

SECTION 4 – DIRECTORY USE OF PUBLIC-KEY & ATTRIBUTE CERTIFICATE FRAMEWORKS

The Directory uses the public-key certificate framework as the foundation for a number of security services including strong authentication and protection of Directory operations as well as protection of stored data. The Directory uses the attribute certificate framework as the foundation for rule-based access control scheme. The relationship of the elements of the public-key certificate framework and of the attribute certificate framework to the various Directory security services is defined here. The specific security services provided by the Directory are fully specified over the complete set of Directory Specifications.

18 Directory authentication

The Directory supports authentication of users accessing the Directory via DUAs and authentication of directory systems (DSAs) to users and to other DSAs. Depending on the environment, either simple or strong authentication may be used. The procedures to be used for simple and strong authentication in the Directory are described in the following subclauses.

18.1 Simple authentication procedure

Simple authentication is intended to provide local authorization based upon the distinguished name of a user, a bilaterally agreed (optional) password, and a bilateral understanding of the means of using and handling this password within a single domain. Utilization of simple authentication is primarily intended for local use only, i.e., for peer entity authentication between one DUA and one DSA or between one DSA and one DSA. Simple authentication may be achieved by several means:

a) the transfer of the user's distinguished name and (optional) password in the clear (non-protected) to the recipient for evaluation;

b) the transfer of the user's distinguished name, password, and a random number and/or a timestamp, all of which are protected by applying a one-way function;

c) the transfer of the protected information described in b) together with a random number and/or a timestamp, all of which is protected by applying a one-way function.

NOTE 1 – There is no requirement that the one-way functions applied be different.

NOTE 2 – The signalling of procedures for protecting passwords may be a matter for extension to the document.

Where passwords are not protected, a minimal degree of security is provided for preventing unauthorized access. It should not be considered a basis for secure services. Protecting the user's distinguished name and password provides greater degrees of security. The algorithms to be used for the protection mechanism are typically non-enciphering one-way functions that are very simple to implement.

The general procedure for achieving simple authentication is shown in Figure 7.

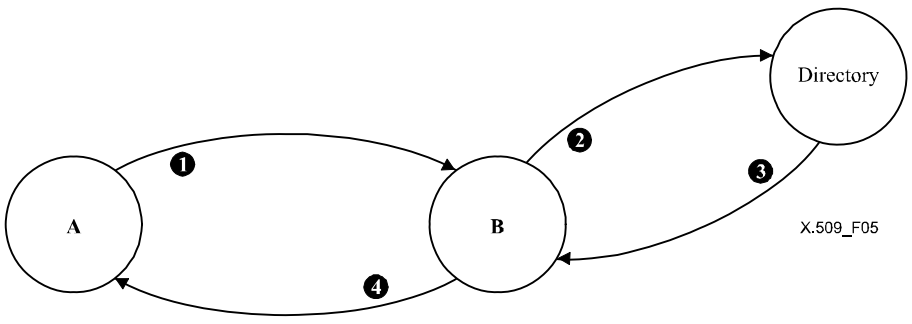

Figure 7 – The unprotected simple authentication procedure

The following steps are involved:

1) An originating user A sends its distinguished name and password to a recipient user B;

2) B sends the purported distinguished name and password of A to the Directory, where the password is checked against that held as the **UserPassword** attribute within the directory entry for A (using the Compare operation of the Directory);

Copyright International Organization for Standardization
Provided by IHS under license with ISO
No reproduction or networking permitted without license from IHS Not for Resale

3) The Directory confirms (or denies) to B that the credentials are valid;

4) The success (or failure) of authentication may be conveyed to A.

The most basic form of simple authentication involves only step 1) and after B has checked the distinguished name and password, may include step 4).

18.1.1 Generation of protected identifying information

Figure 8 illustrates two approaches by which protected identifying information may be generated. *f*1 and *f*2 are one-way functions (either identical or different) and the timestamps and random numbers are optional and subject to bilateral agreements.

Annex K provides a suggested algorithm to be used for protected passwords.

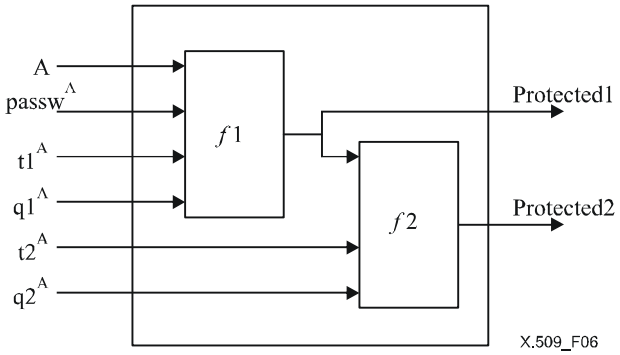

A User's distinguished name
t^A Timestamps
$passw^A$ Password of A
q^A Random numbers, optionally with a counter included

Figure 8 – Protected simple authentication

18.1.2 Procedure for protected simple authentication

Figure 9 illustrates the procedure for protected simple authentication.

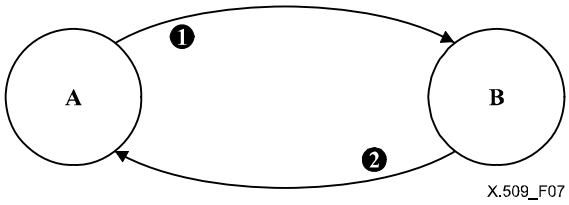

Figure 9 – The protected simple authentication procedure

The following steps are involved (initially using *f*1 only):

1) An originating user, user A, sends its protected identifying information (Authenticator1) to user B. Protection is achieved by applying the one-way function (*f*1) of Figure 8, where the timestamp and/or random number (when used) is used to minimize replay and to conceal the password.

The protection of A's password is of the form:

$$Protected1 = f1\ (t1^A, q1^A, A, passw^A)$$

The information conveyed to B is of the form:

$$Authenticator1 = t1^A, q1^A, A, Protected1$$

--`,,```,,,,````-`-`,,`,,`,`,,`---

Copyright International Organization for Standardization
Provided by IHS under license with ISO
No reproduction or networking permitted without license from IHS Not for Resale

2) B verifies the protected identifying information offered by A by generating (using the distinguished name and optional timestamp and/or random number provided by A, together with a local copy of A's password) a local protected copy of A's password (of the form Protected1). B compares for equality the purported identifying information (Protected1) with the locally generated value.

3) B confirms or denies to A the verification of the protected identifying information.

The procedure can be modified to afford greater protection using *f*1 and *f*2. The main differences are as follows:

1) A sends its additionally protected identifying information (Authenticator2) to B. Additional protection is achieved by applying a further one-way function, *f*2, as illustrated in Figure 8. The further protection is of the form:

Protected2 = $f2\ (t2^A, q2^A, \text{Protected1})$

The information conveyed to B is of the form:

Authenticator2 = $t1^A, t2^A, q1^A, q2^A$, A, Protected2

For comparison, B generates a local value of A's additionally protected password and compares it for equality with that of Protected2.

2) B confirms or denies to A the verification of the protected identifying information.

NOTE – The procedures defined in these clauses are specified in terms of A and B. As applied to the Directory (specified in ITU-T Rec. X.511 | ISO/IEC 9594-3 and ITU-T Rec. X.518 | ISO/IEC 9594-4), A could be a DUA binding to a DSA, B; alternatively, A could be a DSA binding to another DSA, B.

18.1.3 User Password attribute type

A User Password attribute type contains the password of an object. An attribute value for the user password is a string specified by the object.

```
userPassword ATTRIBUTE ::= {
    WITH SYNTAX                 OCTET STRING (SIZE (0..MAX))
    EQUALITY MATCHING RULE      octetStringMatch
    ID                          id-at-userPassword }
```

18.2 Strong Authentication

The procedures described in this subclause are for use in authentication between a DUA and a DSA as well as between pairs of DSAs. The procedures make use of the public-key certificate framework defined in this Specification. In addition, the procedures make use of the Directory itself as the repository for public-key information required to perform the authentication. The inclusion of relevant parameters in Directory protocols is defined in the protocol specifications themselves. The procedures defined here for strong authentication may also be used by applications other than the Directory that also make use of such a repository. For the Directory use of these procedures, the term 'user' in these procedures can refer to either a DUA or a DSA.

The approach to strong authentication taken in this Directory Specification makes use of the properties of a family of cryptographic systems, known as public-key cryptosystems (PKCS). These cryptosystems, also described as asymmetric, involve a pair of keys, one private and one public, rather than a single key as in conventional cryptographic systems. Annex E gives a brief introduction to these cryptosystems and the properties which make them useful in authentication. For a PKCS to be usable in this authentication framework at this present time, it shall have the property that both keys in the key pair can be used for encipherment, with the private key being used to decipher if the public key was used, and the public key being used to decipher if the private key was used. In other words, $X_p \bullet X_s = X_s \bullet X_p$, where X_p/X_s are encipherment/decipherment functions using the public/private keys of user X.

NOTE – Alternative types of PKCS, i.e., ones which do not require the property of permutability and that can be supported without great modification to this Directory Specification, are a possible future extension.

This authentication framework does not mandate a particular cryptosystem for use. It is intended that the framework shall be applicable to any suitable public key cryptosystem, and shall thus support changes to the methods used as a result of future advances in cryptography, mathematical techniques or computational capabilities. However, two users wishing to authenticate shall support the same cryptographic algorithm for authentication to be performed correctly. Thus, within the context of a set of related applications, the choice of a single algorithm shall serve to maximize the community of users able to authenticate and communicate securely.

Copyright International Organization for Standardization
Provided by IHS under license with ISO
No reproduction or networking permitted without license from IHS Not for Resale

Authentication relies on each user possessing a unique distinguished name. The allocation of distinguished names is the responsibility of the Naming Authorities. Each user shall therefore trust the Naming Authorities not to issue duplicate distinguished names.

Each user is identified by its possession of its private key. A second user is able to determine if a communication partner is in possession of the private key, and can use this to corroborate that the communication partner is in fact the user. The validity of this corroboration depends on the private key remaining confidential to the user.

For a user to determine that a communication partner is in possession of another user's private key, it shall itself be in possession of that user's public key. Whilst obtaining the value of this public key from the user's entry in the Directory is straightforward, verifying its correctness is more problematic. There are many possible ways for doing this: subclause 18.2.1 describes a process whereby a user's public key can be checked by reference to the Directory. This process can only operate if there is an unbroken chain of trusted points in the Directory between the users requiring to authenticate. Such a chain can be constructed by identifying a common point of trust. This common point of trust shall be linked to each user by an unbroken chain of trusted points.

18.2.1 Obtaining public-key certificates from the directory

Certificates are held within directory entries as attributes of type **UserCertificate**, **CACertificate** and **CrossCertificatePair**. These attribute types are known to the Directory. These attributes can be operated on using the same protocol operations as other attributes. The definition of these types can be found in 3.4; the specification of these attribute types is defined in 11.2.

In the general case, before users can mutually authenticate, the Directory shall supply the complete certification and return certification paths. However, in practice, the amount of information which shall be obtained from the Directory can be reduced for a particular instance of authentication by:

a) if the two users that want to authenticate are served by the same certification authority, then the certification path becomes trivial, and the users unwrap each other's certificates directly;

b) if the CAs of the users are arranged in a hierarchy, a user could store the public keys, certificates and reverse certificates of all certification authorities between the user and the root of the DIT. Typically, this would involve the user in knowing the public keys and certificates of only three or four certification authorities. The user would then only require to obtain the certification paths from the common point of trust;

c) if a user frequently communicates with users certified by a particular other CA, that user could learn the certification path to that CA and the return certification path from that CA, making it necessary only to obtain the certificate of the other user itself from the Directory;

d) certification authorities can cross-certify one another by bilateral agreement. The result is to shorten the certification path;

e) if two users have communicated before and have learned one another's certificates, they are able to authenticate without any recourse to the Directory.

In any case, having learned each other's certificates from the certification path, the users shall check the validity of the received certificates.

18.2.1.1 Example

Figure 10 illustrates a hypothetical example of a DIT fragment, where the CAs form a hierarchy. Besides the information shown at the CAs, we assume that each user knows the public key of its certification authority, and its own public and private keys.

Copyright International Organization for Standardization
Provided by IHS under license with ISO
No reproduction or networking permitted without license from IHS Not for Resale

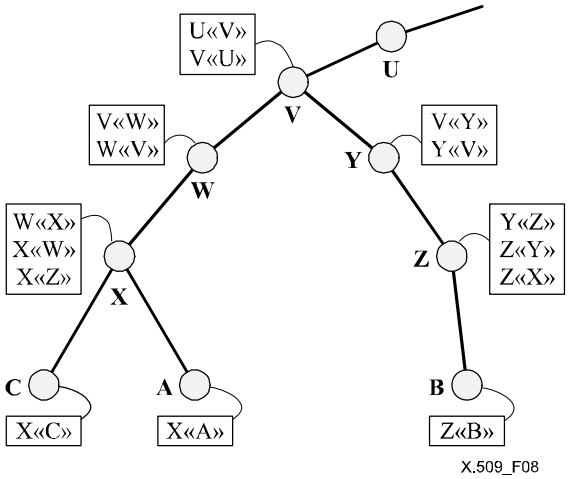

Figure 10 – CA hierarchy – A hypothetical example

If the CAs of the users are arranged in a hierarchy, A can acquire the following certificates from the Directory to establish a certification path to B:

X<<W>>, W<<V>>, V<<Y>>, Y<<Z>>, Z<<B>>

When A has obtained these certificates, it can unwrap the certification path in sequence to yield the contents of the certificate of B, including Bp:

Bp = Xp • X<<W>> W<<V>> V<<Y>> Y<<Z>> Z<<B>>

In general, A also has to acquire the following certificates from the Directory to establish the return certification path from B to A:

Z<<Y>>, Y<<V>>, V<<W>>, W<<X>>, X<<A>>

When B receives these certificates from A, it can unwrap the return certification path in sequence to yield the contents of the certificate of A, including Ap:

Ap = Zp • Z<<Y>> Y<<V>> V<<W>> W<<X>> X<<A>>

Applying the optimizations of 18.2.1:

a) taking A and C, for example: both know Xp, so that A simply has to directly acquire the certificate of C. Unwrapping the certification path reduces to:

   Cp = Xp • X<<C>>

   and unwrapping the return certification Path reduces to:

   Ap = Xp • X<<A>>

b) assuming that A would thus know W<<X>>, Wp, V<<W>>, Vp, U<<V>>, Up, etc. reduces the information which A has to obtain from the Directory to form the certification path to:

   V<<Y>>, Y<<Z>>, Z<<B>>

   and the information which A has to obtain from the Directory to form the return certification path to:

   Z<<Y>>, Y<<V>>

c) assuming that A frequently communicates with users certified by Z, it can learn (in addition to the public keys learned in b) above) V<<Y>>, Y<<V>>, Y<<Z>>, and Z<<Y>>. To communicate with B, it need therefore only obtain Z<<B>> from the Directory.

Copyright International Organization for Standardization
Provided by IHS under license with ISO
No reproduction or networking permitted without license from IHS
Not for Resale

d) assuming that users certified by X and Z frequently communicate, then X<<Z>> would be held in the directory entry for X, and vice versa (this is shown in Figure 10). If A wants to authenticate to B, A need only obtain:

X<<Z>>, Z<<B>>

to form the certification path, and:

Z<<X>>

to form the return certification path.

e) assuming users A and C have communicated before and have learned one another's certificates, they may use each other's public key directly, i.e.,

Cp = Xp • X<<C>>

and

Ap = Xp • X<<A>>

In the more general case the Certification Authorities do not relate in a hierarchical manner. Referring to the hypothetical example in Figure 11, suppose a user D, certified by U, wishes to authenticate to user E, certified by W. The Directory entry of user D shall hold the certificate U<<D>> and the entry of user E shall hold the certificate W<<E>>.

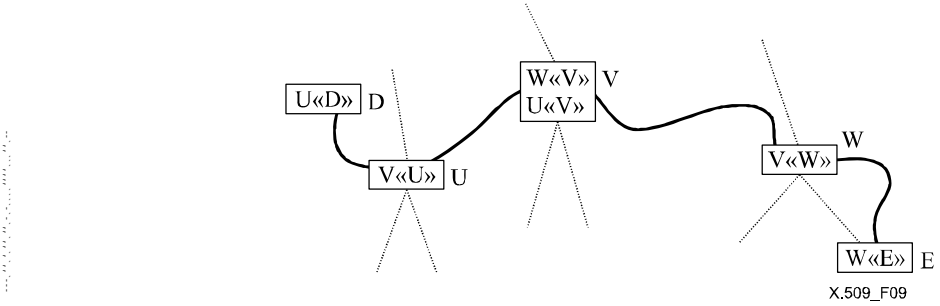

Figure 11 – Non-hierarchical certification path – An example

Let V be a CA with whom CAs U and W have at some previous time exchanged public keys in a trusted way. As a result, certificates U<<V>>, V<<U>>, W<<V>> and V<<W>> have been generated and stored in the Directory. Assume U<<V>> and W<<V>> are stored in the entry of V, V<<U>> is stored in U's entry, and V<<W>> is stored in W's entry.

User D needs to find a certification path to E. Various strategies could be used. One such strategy would be to regard the users and CAs as nodes, and the certificates as arcs in a directed graph. in these terms, D has to perform a search in the graph to find a path from U to E, one such being U<<V>>, V<<W>>, W<<E>>. When this path has been discovered, the reverse path W<<V>>, V<<U>>, U<<D>> can also be constructed.

18.2.2 Strong authentication procedures

The basic approach to authentication has been outlined above, namely the corroboration of identity by demonstrating possession of a private key. However, many authentication procedures employing this approach are possible. In general it is the business of a specific application to determine the appropriate procedures, so as to meet the security policy of the application. This clause describes three particular authentication procedures, which may be found useful across a range of applications.

NOTE – This Directory Specification does not specify the procedures to the detail required for implementation. However, additional standards could be envisaged which would do so, either in an application-specific or in a general-purpose way.

The three procedures involve different numbers of exchanges of authentication information, and consequently provide different types of assurance to their participants. Specifically:

a) one-way authentication, described in 18.2.2.1, involves a single transfer of information from one user (A) intended for another (B), and establishes the following:
   - the identity of A, and that the authentication token actually was generated by A;
   - the identity of B, and that the authentication token actually was intended to be sent to B;

Copyright International Organization for Standardization
Provided by IHS under license with ISO
No reproduction or networking permitted without license from IHS Not for Resale

– the integrity and "originality" (the property of not having been sent two or more times) of the authentication token being transferred.

The latter properties can also be established for arbitrary additional data accompanying the transfer;

b) two-way authentication, described in 18.2.2.2, involves, in addition, a reply from B to A. It establishes, in addition, the following:
   – that the authentication token generated in the reply actually was generated by B and was intended to be sent to A;
   – the integrity and originality of the authentication token sent in the reply;
   – (optionally) the mutual secrecy of part of the tokens;
c) three-way authentication, described in 18.2.2.3, involves, in addition, a further transfer from A to B. It establishes the same properties as the two-way authentication, but does so without the need for association timestamp checking.

In each case where Strong Authentication is to take place, A shall obtain the public key of B, and the return certification path from B to A, prior to any exchange of information. This may involve access to the Directory, as described in 18.2. Any such access is not mentioned again in the description of the procedures below.

The checking of timestamps as mentioned in the following clauses only applies when either synchronized clocks are used in a local environment, or if clocks are logically synchronized by bilateral agreements. In any case, it is recommended that Coordinated Universal Time be used.

For each of the three authentication procedures described below, it is assumed that party A has checked the validity of all of the certificates in the certification path.

18.2.2.1 One-way authentication

The following steps are involved, as depicted in Figure 12:

1) A generates r^A, a non-repeating number, which is used to detect replay attacks and to prevent forgery.
2) A sends the following message to B:

$$BA, A\{t^A, r^A, B\}$$

where t^A is a timestamp. t^A consists of one or two dates: the generation time of the token (which is optional) and the expiry date. Alternatively, if data origin authentication of "sgnData" is to be provided by the digital signature:

$$BA, A\{t^A, r^A, B, sgnData\}$$

In cases where information is to be conveyed which will subsequently be used as a private key (this information is referred to as "encData"):

$$BA, A\{t^A, r^A, B, sgnData, Bp[encData]\}$$

The use of "encData" as a private key implies that it shall be chosen carefully, e.g., to be a strong key for whatever cryptosystem is used as indicated in the "sgnData" field of the token.

3) B carries out the following actions:
   a) obtains Ap from BA, checking that A's certificate has not expired;
   b) verifies the signature, and thus the integrity of the signed information;
   c) checks that B itself is the intended recipient;
   d) checks that the timestamp is "current";
   e) optionally, checks that r^A has not been replayed. This could, for example, be achieved by having r^A include a sequential part that is checked by a local implementation for its value uniqueness.

      r^A is valid until the expiry date indicated by t^A. r^A is always accompanied by a sequential part, which indicates that A shall not repeat the token during the timerange t^A and therefore that checking of the value of r^A itself is not required.

      In any case it is reasonable for party B to store the sequential part together with timestamp t^A in the clear and together with the hashed part of the token during timerange t^A.

--`,,```,,,,````-`-`,,`,,`,`,,`---
Copyright International Organization for Standardization
Provided by IHS under license with ISO
No reproduction or networking permitted without license from IHS Not for Resale

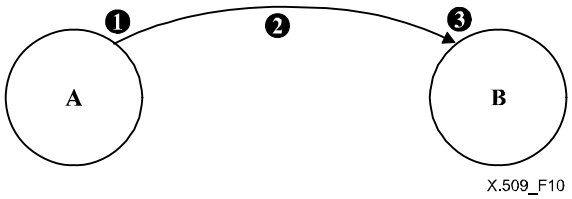

Figure 12 – One-way authentication

18.2.2.2 Two-way authentication

The following steps are involved, as depicted in Figure 13:

1) as for 18.2.2.1;
2) as for 18.2.2.1;
3) as for 18.2.2.1;
4) B generates r^B, a non-repeating number, used for similar purpose(s) to r^A;
5) B sends the following authentication token to A:

$$B\{t^B, r^B, A, r^A\}$$

where t^B is a timestamp defined in the same way as t^A.

Alternatively, if data origin authentication of "sgnData" is to be provided by the digital signature:

$$B\{t^B, r^B, A, r^A, sgnData\}$$

In cases where information is to be conveyed which will subsequently be used as a private key (this information is referred to as "encData"):

$$B\{t^B, r^B, A, r^A, sgnData, Ap[encData]\}$$

The use of "encData" as a private key implies that it shall be chosen carefully, e.g., to be a strong key for whatever cryptosystem is used as indicated in the "sgnData" field of the token.

6) A carries out the following actions:
   a) verifies the signature, and thus the integrity of the signed information;
   b) checks that A is the intended recipient;
   c) checks that the timestamp t^B is "current";
   d) optionally, checks that r^B has not been replayed (see 18.2.2.1, step 3), d)).

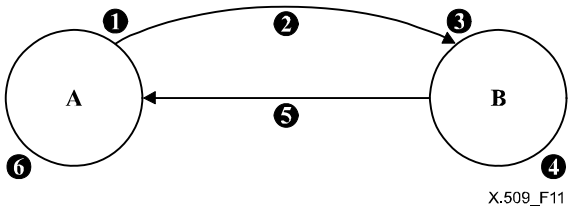

Figure 13 – Two-way authentication

18.2.2.3 Three-way authentication

The following steps are involved, as depicted in Figure 14:

1) as for 18.2.2.2;
2) as for 18.2.2.2. Timestamp t^A may be zero;
3) as for 18.2.2.2, except that the timestamp need not be checked;

Copyright International Organization for Standardization
Provided by IHS under license with ISO
No reproduction or networking permitted without license from IHS
Not for Resale

4) as for 18.2.2.2;
5) as for 18.2.2.2. Timestamp t^B may be zero;
6) as for 18.2.2.2, except that the timestamp need not be checked;
7) A checks that the received r^A is identical to the r^A which was sent;
8) A sends the following authentication token to B:

$$A\{r^B,B\}$$

9) B carries out the following actions:
   a) checks the signature and thus, the integrity of the signed information;
   b) checks that the received r^B is identical to the r^B which was sent by B.

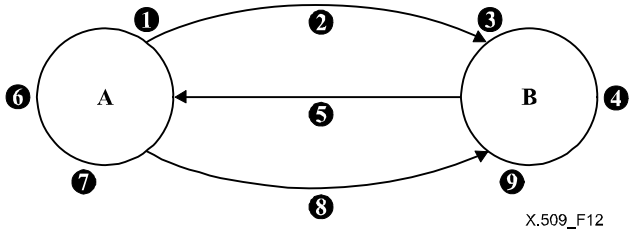

Figure 14 – Three-way authentication

19 Access control

The Directory exists in an environment where various administrative authorities control access to their portion of the DIB. The definition of an access control scheme in the context of the Directory includes methods to:

- specify access control information (ACI);
- enforce access rights defined by that access control information;
- maintain access control information.

The enforcement of access rights applies to controlling access to:

- Directory information related to names;
- Directory user information;
- Directory operational information including access control information.

Administrative authorities may make use of all or parts of any standardized access control scheme in implementing their security policies, or may freely define their own schemes at their discretion.

The Basic Access Control (BAC) scheme defined in ITU-T Rec. X.501 | ISO/IEC 9594-2 is an access control list based scheme that enables Directory Administrators to tie permissions to the level of authentication performed to bind to the Directory. The public-key certificate framework defined in this Specification is used to provide the strong authentication scheme used for this binding.

The Rules Based Access Control (RBAC) scheme defined in ITU-T Rec. X.501 | ISO/IEC 9594-2 makes use of the attribute certificate framework defined in this Specification to carry clearance attributes used in making access control decisions. RBAC may also be used in conjunction with BAC.

Copyright International Organization for Standardization
Provided by IHS under license with ISO
No reproduction or networking permitted without license from IHS Not for Resale

20 Protection of Directory operations

The public-key certificate framework defined in this Specification is used in all Directory protocols defined in this series of Recommendations to optionally protect the operations including requests, responses and errors. Integrity protection is provided through the digital signature of the sender and the verification of that signature by the recipient using the sender's corresponding public-key certificate. Privacy protection is provided through the use of public-key encryption where the content is encrypted with the public-key obtained from the intended recipient's public-key certificate and decrypted by the recipient using their corresponding private key.

The specific mechanisms and syntax for requesting and including the protection elements in protocol exchanges are defined within each of the Directory protocols in this series of Specifications.

--`,,```,,,,````-`-`,,`,,`,`,,`---

Copyright International Organization for Standardization
Provided by IHS under license with ISO
No reproduction or networking permitted without license from IHS
Not for Resale

Annex A

Public-Key and Attribute Certificate Frameworks

(This annex forms an integral part of this Recommendation | International Standard)

This annex includes all of the ASN.1 type, value, and information object class definitions contained in this Directory Specification in the form of three ASN.1 modules: **AuthenticationFramework**, **CertificateExtensions,** and **AttributeCertificateDefinitions**.

```
-- A.1 Authentication framework module

AuthenticationFramework {joint-iso-itu-t ds(5) module(1) authenticationFramework(7) 6}
DEFINITIONS ::=
BEGIN

-- EXPORTS All --
-- The types and values defined in this module are exported for use in the other ASN.1 modules contained
-- within the Directory Specifications, and for the use of other applications which will use them to access
-- Directory services. Other applications may use them for their own purposes, but this will not constrain
-- extensions and modifications needed to maintain or improve the Directory service.

IMPORTS
    id-at, id-nf, id-oc, informationFramework, selectedAttributeTypes, basicAccessControl,
    certificateExtensions
        FROM UsefulDefinitions {joint-iso-itu-t ds(5) module(1) usefulDefinitions(0) 6}

    Name, ATTRIBUTE, OBJECT-CLASS, NAME-FORM, top
        FROM InformationFramework informationFramework

    UniqueIdentifier, octetStringMatch, commonName, UnboundedDirectoryString
        FROM SelectedAttributeTypes selectedAttributeTypes

    certificateExactMatch, certificatePairExactMatch, certificateListExactMatch, KeyUsage, GeneralNames,
    CertificatePoliciesSyntax, algorithmIdentifierMatch, CertPolicyId
        FROM CertificateExtensions certificateExtensions ;

-- parameterized types --

ENCRYPTED { ToBeEnciphered } ::= BIT STRING ( CONSTRAINED BY {
    -- shall be the result of applying an encipherment procedure --
    -- to the BER-encoded octets of a value of -- ToBeEnciphered })

HASH {ToBeHashed} ::= SEQUENCE {
    algorithmIdentifier     AlgorithmIdentifier{{SupportedAlgorithms}},
    hashValue               BIT STRING ( CONSTRAINED BY {
```


Copyright International Organization for Standardization
Provided by IHS under license with ISO
No reproduction or networking permitted without license from IHS Not for Resale

```
        -- shall be the result of applying a hashing procedure to the DER-encoded octets --
        -- of a value of --ToBeHashed } ) }

ENCRYPTED-HASH { ToBeSigned } ::= BIT STRING ( CONSTRAINED BY {
        -- shall be the result of applying a hashing procedure to the DER-encoded (see 6.1) octets --
        -- of a value of -- ToBeSigned -- and then applying an encipherment procedure to those octets -- })

SIGNATURE { ToBeSigned } ::= SEQUENCE {
        algorithmIdentifier     AlgorithmIdentifier{{SupportedAlgorithms}},
        encrypted               ENCRYPTED-HASH { ToBeSigned } }

SIGNED { ToBeSigned } ::= SEQUENCE {
        toBeSigned              ToBeSigned,
        COMPONENTS OF           SIGNATURE { ToBeSigned } }

-- public-key certificate definition --

Certificate ::= SIGNED { CertificateContent }

CertificateContent ::= SEQUENCE {
        version                 [0]  Version DEFAULT v1,
        serialNumber                 CertificateSerialNumber,
        signature                    AlgorithmIdentifier{{SupportedAlgorithms}},
        issuer                       Name,
        validity                     Validity,
        subject                      Name,
        subjectPublicKeyInfo         SubjectPublicKeyInfo,
        issuerUniqueIdentifier       [1]  IMPLICIT UniqueIdentifier OPTIONAL,
                                          -- if present, version shall be v2 or v3
        subjectUniqueIdentifier [2]  IMPLICIT UniqueIdentifier OPTIONAL,
                                          -- if present, version shall be v2 or v3
        extensions                   [3]  Extensions OPTIONAL
                                          -- If present, version shall be v3 -- }

Version ::= INTEGER { v1(0), v2(1), v3(2) }

CertificateSerialNumber ::= INTEGER

AlgorithmIdentifier{ALGORITHM:SupportedAlgorithms} ::= SEQUENCE {
        algorithm               ALGORITHM.&id ({SupportedAlgorithms}),
        parameters              ALGORITHM.&Type ({SupportedAlgorithms}{ @algorithm}) OPTIONAL }
```

--`,,```,,,,````-`-`,,`,,`,`,,`---
Copyright International Organization for Standardization
Provided by IHS under license with ISO
No reproduction or networking permitted without license from IHS
Not for Resale

```
-- Definition of the following information object set is deferred, perhaps to standardized
-- profiles or to protocol implementation conformance statements. The set is required to
-- specify a table constraint on the parameters component of AlgorithmIdentifier.

SupportedAlgorithms  ALGORITHM  ::=  { ... }

Validity  ::=  SEQUENCE {
        notBefore               Time,
        notAfter                Time }

SubjectPublicKeyInfo  ::=  SEQUENCE {
        algorithm                       AlgorithmIdentifier{{SupportedAlgorithms}},
        subjectPublicKey        BIT STRING }

Time  ::=  CHOICE {
        utcTime                         UTCTime,
        generalizedTime                 GeneralizedTime }

Extensions ::= SEQUENCE OF Extension

-- For those extensions where ordering of individual extensions within the SEQUENCE is significant, the
-- specification of those individual extensions shall include the rules for the significance of the order therein

Extension ::= SEQUENCE {
        extnId          EXTENSION.&id ({ExtensionSet}),
        critical        BOOLEAN DEFAULT FALSE,
        extnValue               OCTET STRING
(CONTAINING EXTENSION.&ExtnType({ExtensionSet}{@extnId})
                                ENCODED BY der)}

der     OBJECT IDENTIFIER ::= {joint-iso-itu-t asn1(1) ber-derived(2) distinguished-encoding(1)}

ExtensionSet EXTENSION  ::=  { ... }

EXTENSION ::= CLASS {
        &id                             OBJECT IDENTIFIER UNIQUE,
        &ExtnType }
WITH SYNTAX {
        SYNTAX                  &ExtnType
        IDENTIFIED BY           &id }

ALGORITHM  ::=  CLASS {
        &Type                                   OPTIONAL,
```


Copyright International Organization for Standardization
Provided by IHS under license with ISO
No reproduction or networking permitted without license from IHS Not for Resale

```
        &id                     OBJECT IDENTIFIER       UNIQUE }
WITH SYNTAX {
                                [&Type]
        IDENTIFIED BY           &id }

-- other PKI certificate constructs

Certificates ::= SEQUENCE {
        userCertificate                 Certificate,
        certificationPath               ForwardCertificationPath OPTIONAL}

CertificationPath ::= SEQUENCE {
        userCertificate                 Certificate,
        theCACertificates               SEQUENCE OF CertificatePair OPTIONAL}

ForwardCertificationPath ::= SEQUENCE OF CrossCertificates

CrossCertificates ::= SET OF Certificate

PkiPath ::= SEQUENCE OF Certificate

-- certificate revocation list (CRL)

CertificateList ::= SIGNED { CertificateListContent }

CertificateListContent ::= SEQUENCE {
        version                         Version OPTIONAL,
                                        -- if present, version shall be v2
        signature                       AlgorithmIdentifier {{SupportedAlgorithms}},
        issuer                          Name,
        thisUpdate                      Time,
        nextUpdate                      Time OPTIONAL,
        revokedCertificates             SEQUENCE OF SEQUENCE {
                serialNumber            CertificateSerialNumber,
                revocationDate                  Time,
                crlEntryExtensions      Extensions OPTIONAL } OPTIONAL,
        crlExtensions           [0]     Extensions OPTIONAL }


-- PKI object classes

pkiUser OBJECT-CLASS ::= {
```

--`,,```,,,,````-`-`,,`,,`,`,,`---

Copyright International Organization for Standardization
Provided by IHS under license with ISO
No reproduction or networking permitted without license from IHS
Not for Resale

```
        SUBCLASS OF             {top}
        KIND                    auxiliary
        MAY CONTAIN             {userCertificate}
        ID                      id-oc-pkiUser }

pkiCA  OBJECT-CLASS  ::= {
        SUBCLASS OF             {top}
        KIND                    auxiliary
        MAY CONTAIN             {cACertificate |
                                certificateRevocationList |
                                authorityRevocationList |
                                crossCertificatePair }
        ID                      id-oc-pkiCA }

cRLDistributionPoint  OBJECT-CLASS  ::= {
        SUBCLASS OF             { top }
        KIND                    structural
        MUST CONTAIN            { commonName }
        MAY CONTAIN             { certificateRevocationList |
                                authorityRevocationList |
                                deltaRevocationList }
        ID                      id-oc-cRLDistributionPoint }

cRLDistPtNameForm  NAME-FORM  ::= {
        NAMES                   cRLDistributionPoint
        WITH ATTRIBUTES         { commonName }
        ID                      id-nf-cRLDistPtNameForm }

deltaCRL  OBJECT-CLASS  ::= {
        SUBCLASS OF             {top}
        KIND                    auxiliary
        MAY CONTAIN             { deltaRevocationList }
        ID                      id-oc-deltaCRL }

cpCps  OBJECT-CLASS  ::= {
        SUBCLASS OF             {top}
        KIND                    auxiliary
        MAY CONTAIN             { certificatePolicy |
                                certificationPracticeStmt }
        ID                      id-oc-cpCps }

pkiCertPath  OBJECT-CLASS  ::= {
```


Copyright International Organization for Standardization
Provided by IHS under license with ISO
No reproduction or networking permitted without license from IHS Not for Resale

```
        SUBCLASS OF             {top}
        KIND                    auxiliary
        MAY CONTAIN             { pkiPath }
        ID                      id-oc-pkiCertPath }


-- PKI directory attributes --

userCertificate  ATTRIBUTE  ::=  {
        WITH SYNTAX                         Certificate
        EQUALITY MATCHING RULE      certificateExactMatch
        ID                                  id-at-userCertificate }

cACertificate  ATTRIBUTE  ::=  {
        WITH SYNTAX                         Certificate
        EQUALITY MATCHING RULE      certificateExactMatch
        ID                                  id-at-cAcertificate }

crossCertificatePair  ATTRIBUTE  ::=  {
        WITH SYNTAX                         CertificatePair
        EQUALITY MATCHING RULE      certificatePairExactMatch
        ID                                  id-at-crossCertificatePair }

CertificatePair  ::=  SEQUENCE {
        forward                 [0]     Certificate OPTIONAL,
        reverse                 [1]     Certificate OPTIONAL
                                        -- at least one of the pair shall be present -- }
        (WITH COMPONENTS { ..., forward PRESENT} |
        WITH COMPONENTS { ..., reverse PRESENT})

certificateRevocationList  ATTRIBUTE  ::=  {
        WITH SYNTAX                         CertificateList
        EQUALITY MATCHING RULE      certificateListExactMatch
        ID                                  id-at-certificateRevocationList }

authorityRevocationList  ATTRIBUTE  ::=  {
        WITH SYNTAX                         CertificateList
        EQUALITY MATCHING RULE      certificateListExactMatch
        ID                                  id-at-authorityRevocationList }

deltaRevocationList ATTRIBUTE  ::=  {
        WITH SYNTAX                         CertificateList
        EQUALITY MATCHING RULE      certificateListExactMatch
```


Copyright International Organization for Standardization
Provided by IHS under license with ISO
No reproduction or networking permitted without license from IHS
Not for Resale

```
        ID                                  id-at-deltaRevocationList }

supportedAlgorithms  ATTRIBUTE  ::=  {
        WITH SYNTAX                         SupportedAlgorithm
        EQUALITY MATCHING RULE      algorithmIdentifierMatch
        ID                                  id-at-supportedAlgorithms }

SupportedAlgorithm  ::=  SEQUENCE {
        algorithmIdentifier                 AlgorithmIdentifier{{SupportedAlgorithms}},
        intendedUsage               [0]     KeyUsage OPTIONAL,
        intendedCertificatePolicies [1]     CertificatePoliciesSyntax OPTIONAL }

certificationPracticeStmt  ATTRIBUTE  ::={
        WITH SYNTAX                         InfoSyntax
        ID                                  id-at-certificationPracticeStmt }

InfoSyntax     ::=      CHOICE {
        content                 UnboundedDirectoryString,
        pointer         SEQUENCE {
                name            GeneralNames,
                hash            HASH { HashedPolicyInfo } OPTIONAL } }

POLICY  ::=  TYPE-IDENTIFIER

HashedPolicyInfo  ::=  POLICY.&Type( {Policies} )

Policies POLICY  ::= {...} -- Defined by implementors --

certificatePolicy  ATTRIBUTE  ::=  {
        WITH SYNTAX                 PolicySyntax
        ID                          id-at-certificatePolicy }

PolicySyntax  ::=  SEQUENCE {
        policyIdentifier            PolicyID,
        policySyntax            InfoSyntax }

PolicyID  ::=  CertPolicyId

pkiPath  ATTRIBUTE  ::=  {
        WITH SYNTAX                 PkiPath
        ID                          id-at-pkiPath }

userPassword  ATTRIBUTE  ::=  {
```


Copyright International Organization for Standardization
Provided by IHS under license with ISO
No reproduction or networking permitted without license from IHS Not for Resale

```
    WITH SYNTAX                     OCTET STRING (SIZE (0..MAX))
    EQUALITY MATCHING RULE          octetStringMatch
    ID                              id-at-userPassword }

-- object identifier assignments --

-- object classes --

id-oc-cRLDistributionPoint      OBJECT IDENTIFIER ::=   {id-oc 19}
id-oc-pkiUser                   OBJECT IDENTIFIER ::=   {id-oc 21}
id-oc-pkiCA                     OBJECT IDENTIFIER ::=   {id-oc 22}
id-oc-deltaCRL                  OBJECT IDENTIFIER ::=   {id-oc 23}
id-oc-cpCps                     OBJECT IDENTIFIER ::=   {id-oc 30}
id-oc-pkiCertPath               OBJECT IDENTIFIER ::=   {id-oc 31}

-- name forms--

id-nf-cRLDistPtNameForm         OBJECT IDENTIFIER ::=   {id-nf 14}

-- directory attributes--

id-at-userPassword              OBJECT IDENTIFIER ::=   {id-at 35}
id-at-userCertificate           OBJECT IDENTIFIER ::=   {id-at 36}
id-at-cAcertificate             OBJECT IDENTIFIER ::=   {id-at 37}
id-at-authorityRevocationList   OBJECT IDENTIFIER ::=   {id-at 38}
id-at-certificateRevocationList OBJECT IDENTIFIER ::=   {id-at 39}
id-at-crossCertificatePair      OBJECT IDENTIFIER ::=   {id-at 40}
id-at-supportedAlgorithms       OBJECT IDENTIFIER ::=   {id-at 52}
id-at-deltaRevocationList       OBJECT IDENTIFIER ::=   {id-at 53}
id-at-certificationPracticeStmt OBJECT IDENTIFIER ::=   {id-at 68}
id-at-certificatePolicy         OBJECT IDENTIFIER ::=   {id-at 69}
id-at-pkiPath                   OBJECT IDENTIFIER ::=   {id-at 70}

END -- AuthenticationFramework
```

-- *A.2 Certificate extensions module*

```
CertificateExtensions {joint-iso-itu-t ds(5) module(1) certificateExtensions(26) 6}
DEFINITIONS IMPLICIT TAGS ::=
BEGIN

-- EXPORTS ALL --
```

--`,,```,,,,````-`-`,,`,,`,`,,`---

Copyright International Organization for Standardization
Provided by IHS under license with ISO
No reproduction or networking permitted without license from IHS Not for Resale

```
IMPORTS

        id-at, id-ce, id-mr, informationFramework, authenticationFramework,
        selectedAttributeTypes
                FROM UsefulDefinitions {joint-iso-itu-t ds(5) module(1) usefulDefinitions(0) 6}

        Name, RelativeDistinguishedName, ATTRIBUTE, Attribute{}, MATCHING-RULE, SupportedAttributes
                FROM InformationFramework informationFramework

        CertificateSerialNumber, CertificateList, AlgorithmIdentifier{}, EXTENSION, Time, PolicyID,
        SupportedAlgorithms
                FROM AuthenticationFramework authenticationFramework

        UnboundedDirectoryString
                FROM SelectedAttributeTypes selectedAttributeTypes

        ORAddress
                FROM MTSAbstractService {joint-iso-itu-t mhs(6) mts(3)
                modules(0) mts-abstract-service(1) version-1999 (1) } ;

-- Unless explicitly noted otherwise, there is no significance to the ordering
-- of components of a SEQUENCE OF construct in this Specification.

-- public-key certificate and CRL extensions --

authorityKeyIdentifier EXTENSION ::= {
        SYNTAX                  AuthorityKeyIdentifier
        IDENTIFIED BY           id-ce-authorityKeyIdentifier }

AuthorityKeyIdentifier  ::=  SEQUENCE {
        keyIdentifier           [0] KeyIdentifier                       OPTIONAL,
        authorityCertIssuer     [1] GeneralNames                        OPTIONAL,
        authorityCertSerialNumber  [2] CertificateSerialNumber      OPTIONAL }
        ( WITH COMPONENTS       {..., authorityCertIssuer PRESENT,
                                authorityCertSerialNumber PRESENT} |
        WITH COMPONENTS         {..., authorityCertIssuer ABSENT,
                                authorityCertSerialNumber ABSENT} )

KeyIdentifier ::= OCTET STRING

subjectKeyIdentifier  EXTENSION  ::=  {
        SYNTAX                  SubjectKeyIdentifier
        IDENTIFIED BY           id-ce-subjectKeyIdentifier }
```


Copyright International Organization for Standardization
Provided by IHS under license with ISO
No reproduction or networking permitted without license from IHS Not for Resale

```
SubjectKeyIdentifier ::= KeyIdentifier

keyUsage EXTENSION ::= {
        SYNTAX              KeyUsage
        IDENTIFIED BY       id-ce-keyUsage }

KeyUsage ::= BIT STRING {
    digitalSignature            (0),
    contentCommitment       (1),
    keyEncipherment         (2),
    dataEncipherment        (3),
    keyAgreement                (4),
    keyCertSign             (5),
    cRLSign                     (6),
    encipherOnly            (7),
    decipherOnly            (8) }

extKeyUsage EXTENSION ::= {
    SYNTAX                  SEQUENCE SIZE (1..MAX) OF KeyPurposeId
    IDENTIFIED BY           id-ce-extKeyUsage }

KeyPurposeId ::= OBJECT IDENTIFIER

privateKeyUsagePeriod EXTENSION ::= {
    SYNTAX                  PrivateKeyUsagePeriod
    IDENTIFIED BY           id-ce-privateKeyUsagePeriod }

PrivateKeyUsagePeriod ::= SEQUENCE {
    notBefore       [0]     GeneralizedTime OPTIONAL,
    notAfter        [1]     GeneralizedTime OPTIONAL }
    ( WITH COMPONENTS {..., notBefore PRESENT} |
    WITH COMPONENTS {..., notAfter PRESENT} )

certificatePolicies EXTENSION ::= {
    SYNTAX                  CertificatePoliciesSyntax
    IDENTIFIED BY           id-ce-certificatePolicies }

CertificatePoliciesSyntax ::= SEQUENCE SIZE (1..MAX) OF PolicyInformation

PolicyInformation ::= SEQUENCE {
    policyIdentifier            CertPolicyId,
```

Copyright International Organization for Standardization
Provided by IHS under license with ISO
No reproduction or networking permitted without license from IHS Not for Resale

```
        policyQualifiers        SEQUENCE SIZE (1..MAX) OF
                                        PolicyQualifierInfo OPTIONAL }

CertPolicyId ::= OBJECT IDENTIFIER

PolicyQualifierInfo  ::=  SEQUENCE {
        policyQualifierId       CERT-POLICY-QUALIFIER.&id
                                        ({SupportedPolicyQualifiers}),
        qualifier               CERT-POLICY-QUALIFIER.&Qualifier
                                        ({SupportedPolicyQualifiers}{@policyQualifierId}) OPTIONAL }

SupportedPolicyQualifiers  CERT-POLICY-QUALIFIER  ::=  { ... }

anyPolicy  OBJECT IDENTIFIER  ::=  { 2 5 29 32 0 }

CERT-POLICY-QUALIFIER ::= CLASS {
        &id                             OBJECT IDENTIFIER       UNIQUE,
        &Qualifier                                              OPTIONAL }
WITH SYNTAX {
        POLICY-QUALIFIER-ID     &id
        [QUALIFIER-TYPE         &Qualifier] }

policyMappings  EXTENSION  ::=  {
        SYNTAX                  PolicyMappingsSyntax
        IDENTIFIED BY           id-ce-policyMappings }

PolicyMappingsSyntax  ::=  SEQUENCE SIZE (1..MAX) OF SEQUENCE {
        issuerDomainPolicy      CertPolicyId,
        subjectDomainPolicy     CertPolicyId }

subjectAltName  EXTENSION  ::=  {
        SYNTAX                  GeneralNames
        IDENTIFIED BY           id-ce-subjectAltName }

GeneralNames  ::=  SEQUENCE SIZE (1..MAX) OF GeneralName

GeneralName ::= CHOICE {
        otherName                       [0]     INSTANCE OF OTHER-NAME,
        rfc822Name                      [1]     IA5String,
        dNSName                         [2]     IA5String,
        x400Address             [3]     ORAddress,
        directoryName                   [4]     Name,
        ediPartyName            [5]     EDIPartyName,
```


Copyright International Organization for Standardization
Provided by IHS under license with ISO
No reproduction or networking permitted without license from IHS Not for Resale

```
        uniformResourceIdentifier   [6]     IA5String,
        iPAddress                   [7]     OCTET STRING,
        registeredID                [8]     OBJECT IDENTIFIER }

OTHER-NAME ::= TYPE-IDENTIFIER

EDIPartyName  ::=  SEQUENCE {
        nameAssigner        [0]     UnboundedDirectoryString OPTIONAL,
        partyName           [1]     UnboundedDirectoryString }

issuerAltName EXTENSION ::= {
        SYNTAX                      GeneralNames
        IDENTIFIED BY               id-ce-issuerAltName }

subjectDirectoryAttributes  EXTENSION  ::=  {
        SYNTAX                      AttributesSyntax
        IDENTIFIED BY               id-ce-subjectDirectoryAttributes }

AttributesSyntax  ::=  SEQUENCE SIZE (1..MAX) OF Attribute{{SupportedAttributes}}

basicConstraints  EXTENSION  ::=  {
        SYNTAX                      BasicConstraintsSyntax
        IDENTIFIED BY               id-ce-basicConstraints }

BasicConstraintsSyntax  ::=  SEQUENCE {
        cA                          BOOLEAN DEFAULT FALSE,
        pathLenConstraint           INTEGER (0..MAX) OPTIONAL }

nameConstraints EXTENSION ::= {
        SYNTAX                              NameConstraintsSyntax
        IDENTIFIED BY                       id-ce-nameConstraints }

NameConstraintsSyntax ::= SEQUENCE {
        permittedSubtrees           [0]     GeneralSubtrees OPTIONAL,
        excludedSubtrees            [1]     GeneralSubtrees OPTIONAL }
(ALL EXCEPT ({ -- none; at least one component shall be present -- }))

GeneralSubtrees ::= SEQUENCE SIZE (1..MAX) OF GeneralSubtree

GeneralSubtree ::= SEQUENCE {
        base                                GeneralName,
        minimum                     [0]     BaseDistance DEFAULT 0,
```

--`,,```,,,,````-`-`,,`,,`,`,,`---

Copyright International Organization for Standardization
Provided by IHS under license with ISO
No reproduction or networking permitted without license from IHS Not for Resale

```
        maximum                 [1]     BaseDistance OPTIONAL }

BaseDistance ::= INTEGER (0..MAX)

policyConstraints  EXTENSION  ::=  {
        SYNTAX                  PolicyConstraintsSyntax
        IDENTIFIED BY           id-ce-policyConstraints }

PolicyConstraintsSyntax  ::=  SEQUENCE {
        requireExplicitPolicy [0]       SkipCerts OPTIONAL,
        inhibitPolicyMapping [1]        SkipCerts OPTIONAL }

SkipCerts ::= INTEGER (0..MAX)

inhibitAnyPolicy  EXTENSION  ::=  {
        SYNTAX                  SkipCerts
        IDENTIFIED BY           id-ce-inhibitAnyPolicy }

cRLNumber EXTENSION  ::=  {
        SYNTAX                  CRLNumber
        IDENTIFIED BY           id-ce-cRLNumber }

CRLNumber  ::=  INTEGER (0..MAX)

reasonCode  EXTENSION  ::=  {
        SYNTAX                  CRLReason
        IDENTIFIED BY           id-ce-reasonCode }

CRLReason  ::=  ENUMERATED {
        unspecified             (0),
        keyCompromise           (1),
        cACompromise                    (2),
        affiliationChanged      (3),
        superseded              (4),
        cessationOfOperation    (5),
        certificateHold                 (6),
        removeFromCRL                   (8),
        privilegeWithdrawn      (9),
        aaCompromise                    (10) }

holdInstructionCode  EXTENSION  ::=  {
        SYNTAX                  HoldInstruction
        IDENTIFIED BY           id-ce-instructionCode }
```


Copyright International Organization for Standardization
Provided by IHS under license with ISO
No reproduction or networking permitted without license from IHS Not for Resale

```
HoldInstruction  ::=  OBJECT IDENTIFIER

invalidityDate EXTENSION  ::=  {
        SYNTAX                  GeneralizedTime
        IDENTIFIED BY           id-ce-invalidityDate }

crlScope EXTENSION  ::=  {
        SYNTAX                  CRLScopeSyntax
        IDENTIFIED BY           id-ce-cRLScope }

CRLScopeSyntax  ::=  SEQUENCE SIZE (1..MAX) OF PerAuthorityScope

PerAuthorityScope ::= SEQUENCE {
        authorityName                   [0]     GeneralName OPTIONAL,
        distributionPoint               [1]     DistributionPointName OPTIONAL,
        onlyContains            [2]     OnlyCertificateTypes OPTIONAL,
        onlySomeReasons         [4]     ReasonFlags OPTIONAL,
        serialNumberRange       [5]     NumberRange OPTIONAL,
        subjectKeyIdRange       [6]     NumberRange OPTIONAL,
        nameSubtrees            [7]     GeneralNames OPTIONAL,
        baseRevocationInfo      [9]     BaseRevocationInfo OPTIONAL }

OnlyCertificateTypes  ::=  BIT STRING {
        user            (0),
        authority       (1),
        attribute       (2) }

NumberRange  ::=  SEQUENCE {
        startingNumber          [0]     INTEGER OPTIONAL,
        endingNumber            [1]     INTEGER OPTIONAL,
        modulus                         INTEGER OPTIONAL }

BaseRevocationInfo  ::=  SEQUENCE {
        cRLStreamIdentifier  [0]    CRLStreamIdentifier OPTIONAL,
        cRLNumber               [1]     CRLNumber,
        baseThisUpdate          [2]     GeneralizedTime }

statusReferrals  EXTENSION  ::=  {
        SYNTAX                  StatusReferrals
        IDENTIFIED BY           id-ce-statusReferrals }
```

--`,,```,,,,````-`-`,,`,,`,`,,`---

Copyright International Organization for Standardization
Provided by IHS under license with ISO
No reproduction or networking permitted without license from IHS Not for Resale

```
StatusReferrals ::= SEQUENCE SIZE (1..MAX) OF StatusReferral

StatusReferral ::= CHOICE {
        cRLReferral                 [0]     CRLReferral,
        otherReferral           [1]     INSTANCE OF OTHER-REFERRAL }

CRLReferral ::= SEQUENCE {
        issuer                  [0]     GeneralName OPTIONAL,
        location                        [1]     GeneralName OPTIONAL,
        deltaRefInfo            [2]     DeltaRefInfo OPTIONAL,
        cRLScope                                CRLScopeSyntax,
        lastUpdate              [3]     GeneralizedTime OPTIONAL,
        lastChangedCRL          [4]     GeneralizedTime OPTIONAL}

DeltaRefInfo ::= SEQUENCE {
        deltaLocation           GeneralName,
        lastDelta                       GeneralizedTime OPTIONAL }

OTHER-REFERRAL ::= TYPE-IDENTIFIER

cRLStreamIdentifier EXTENSION ::= {
        SYNTAX                  CRLStreamIdentifier
        IDENTIFIED BY           id-ce-cRLStreamIdentifier }

CRLStreamIdentifier ::= INTEGER (0..MAX)

orderedList EXTENSION ::= {
        SYNTAX                  OrderedListSyntax
        IDENTIFIED BY           id-ce-orderedList }

OrderedListSyntax ::= ENUMERATED {
ascSerialNum (0),
ascRevDate              (1) }

deltaInfo EXTENSION ::= {
        SYNTAX                  DeltaInformation
        IDENTIFIED BY           id-ce-deltaInfo }

DeltaInformation ::= SEQUENCE {
        deltaLocation           GeneralName,
        nextDelta                       GeneralizedTime OPTIONAL }

toBeRevoked EXTENSION ::= {
```


Copyright International Organization for Standardization
Provided by IHS under license with ISO
No reproduction or networking permitted without license from IHS Not for Resale

```
        SYNTAX                  ToBeRevokedSyntax
        IDENTIFIED BY           id-ce-toBeRevoked }

ToBeRevokedSyntax ::= SEQUENCE SIZE(1..MAX) OF ToBeRevokedGroup

ToBeRevokedGroup ::= SEQUENCE {
        certificateIssuer       [0]  GeneralName OPTIONAL,
        reasonInfo              [1]  ReasonInfo  OPTIONAL,
        revocationTime               GeneralizedTime,
        certificateGroup             CertificateGroup }

ReasonInfo ::= SEQUENCE {
        reasonCode              CRLReason,
        holdInstructionCode     HoldInstruction OPTIONAL }

CertificateGroup ::= CHOICE {
        serialNumbers       [0]  CertificateSerialNumbers,
        serialNumberRange   [1]  CertificateGroupNumberRange,
        nameSubtree         [2]  GeneralName }

CertificateGroupNumberRange ::= SEQUENCE {
        startingNumber      [0]  INTEGER,
        endingNumber        [1]  INTEGER }

CertificateSerialNumbers ::= SEQUENCE SIZE(1..MAX) OF CertificateSerialNumber

revokedGroups EXTENSION ::= {
        SYNTAX                  RevokedGroupsSyntax
        IDENTIFIED BY           id-ce-RevokedGroups }

RevokedGroupsSyntax ::= SEQUENCE SIZE (1..MAX) OF RevokedGroup

RevokedGroup ::=    SEQUENCE {
        certificateIssuer           [0]  GeneralName OPTIONAL,
        reasonInfo                  [1]  ReasonInfo OPTIONAL,
        invalidityDate              [2]  GeneralizedTime OPTIONAL,
        revokedcertificateGroup     [3]  RevokedCertificateGroup }

RevokedCertificateGroup ::= CHOICE {
        serialNumberRange   NumberRange,
        nameSubtree         GeneralName }
```


Copyright International Organization for Standardization
Provided by IHS under license with ISO
No reproduction or networking permitted without license from IHS
Not for Resale

```
expiredCertsOnCRL  EXTENSION  ::=  {
        SYNTAX                  ExpiredCertsOnCRL
        IDENTIFIED BY           id-ce-expiredCertsOnCRL }

ExpiredCertsOnCRL  ::=  GeneralizedTime

cRLDistributionPoints  EXTENSION  ::=  {
        SYNTAX                  CRLDistPointsSyntax
        IDENTIFIED BY           id-ce-cRLDistributionPoints }

CRLDistPointsSyntax  ::=  SEQUENCE SIZE (1..MAX) OF DistributionPoint

DistributionPoint ::= SEQUENCE {
        distributionPoint       [0]     DistributionPointName OPTIONAL,
        reasons                 [1]     ReasonFlags OPTIONAL,
        cRLIssuer               [2]     GeneralNames OPTIONAL }

DistributionPointName ::= CHOICE {
        fullName                        [0]     GeneralNames,
        nameRelativeToCRLIssuer [1]     RelativeDistinguishedName }

ReasonFlags ::= BIT STRING {
        unused                  (0),
        keyCompromise           (1),
        cACompromise            (2),
        affiliationChanged      (3),
        superseded              (4),
        cessationOfOperation    (5),
        certificateHold         (6),
        privilegeWithdrawn      (7),
        aACompromise            (8) }

issuingDistributionPoint  EXTENSION  ::=  {
        SYNTAX                  IssuingDistPointSyntax
        IDENTIFIED BY           id-ce-issuingDistributionPoint }

IssuingDistPointSyntax  ::=  SEQUENCE {
        -- If onlyContainsUserPublicKeyCerts and onlyContainsCACerts are both FALSE,
        -- the CRL covers both certificate types
        distributionPoint                       [0]     DistributionPointName OPTIONAL,
        onlyContainsUserPublicKeyCerts  [1]     BOOLEAN DEFAULT FALSE,
        onlyContainsCACerts                     [2]     BOOLEAN DEFAULT FALSE,
        onlySomeReasons                 [3]     ReasonFlags OPTIONAL,
```


Copyright International Organization for Standardization
Provided by IHS under license with ISO
No reproduction or networking permitted without license from IHS Not for Resale

```
        indirectCRL                     [4]     BOOLEAN DEFAULT FALSE }

certificateIssuer  EXTENSION  ::=  {
        SYNTAX                  GeneralNames
        IDENTIFIED BY           id-ce-certificateIssuer }

deltaCRLIndicator  EXTENSION  ::=  {
        SYNTAX                  BaseCRLNumber
        IDENTIFIED BY           id-ce-deltaCRLIndicator }

BaseCRLNumber  ::=  CRLNumber

baseUpdateTime  EXTENSION  ::=  {
        SYNTAX                  GeneralizedTime
        IDENTIFIED BY           id-ce-baseUpdateTime }

freshestCRL  EXTENSION  ::=  {
        SYNTAX                  CRLDistPointsSyntax
        IDENTIFIED BY           id-ce-freshestCRL }

aAissuingDistributionPoint  EXTENSION  ::=  {
        SYNTAX                  AAIssuingDistPointSyntax
        IDENTIFIED BY           id-ce-aAissuingDistributionPoint }

AAIssuingDistPointSyntax  ::=  SEQUENCE {
        distributionPoint               [0]     DistributionPointName OPTIONAL,
        onlySomeReasons                 [1]     ReasonFlags OPTIONAL,
        indirectCRL                     [2]     BOOLEAN DEFAULT FALSE,
        containsUserAttributeCerts      [3]     BOOLEAN DEFAULT TRUE,
        containsAACerts                 [4]     BOOLEAN DEFAULT TRUE,
        containsSOAPublicKeyCerts       [5]     BOOLEAN DEFAULT TRUE }

-- PKI matching rules --

certificateExactMatch  MATCHING-RULE  ::=  {
        SYNTAX          CertificateExactAssertion
        ID              id-mr-certificateExactMatch }

CertificateExactAssertion  ::=  SEQUENCE {
        serialNumber  CertificateSerialNumber,
        issuer        Name }
```


Copyright International Organization for Standardization
Provided by IHS under license with ISO
No reproduction or networking permitted without license from IHS
Not for Resale

```
certificateMatch  MATCHING-RULE  ::=  {
        SYNTAX              CertificateAssertion
        ID                  id-mr-certificateMatch }

CertificateAssertion  ::=  SEQUENCE {
        serialNumber                [0]     CertificateSerialNumber         OPTIONAL,
        issuer                      [1]     Name                                    OPTIONAL,
        subjectKeyIdentifier        [2]     SubjectKeyIdentifier            OPTIONAL,
        authorityKeyIdentifier              [3]     AuthorityKeyIdentifier                  OPTIONAL,
        certificateValid                    [4]     Time                            OPTIONAL,
        privateKeyValid                     [5]     GeneralizedTime                 OPTIONAL,
        subjectPublicKeyAlgID       [6]     OBJECT IDENTIFIER                       OPTIONAL,
        keyUsage                            [7]     KeyUsage                                OPTIONAL,
        subjectAltName                      [8]     AltNameType                     OPTIONAL,
        policy                      [9]     CertPolicySet                   OPTIONAL,
        pathToName                  [10]    Name                                    OPTIONAL,
        subject                     [11]    Name                                    OPTIONAL,
        nameConstraints             [12]    NameConstraintsSyntax           OPTIONAL }

AltNameType ::= CHOICE {
        builtinNameForm     ENUMERATED {
                rfc822Name                      (1),
                dNSName                         (2),
                x400Address                     (3),
                directoryName                   (4),
                ediPartyName                    (5),
                uniformResourceIdentifier       (6),
                iPAddress                       (7),
                registeredId                    (8) },
        otherNameForm               OBJECT IDENTIFIER }

CertPolicySet ::= SEQUENCE SIZE (1..MAX) OF CertPolicyId

certificatePairExactMatch  MATCHING-RULE  ::=  {
        SYNTAX              CertificatePairExactAssertion
        ID                  id-mr-certificatePairExactMatch }

CertificatePairExactAssertion  ::=  SEQUENCE {
        issuedToThisCAAssertion     [0]     CertificateExactAssertion OPTIONAL,
        issuedByThisCAAssertion     [1]     CertificateExactAssertion OPTIONAL }
        ( WITH COMPONENTS                   {..., issuedToThisCAAssertion PRESENT} |
          WITH COMPONENTS                   {..., issuedByThisCAAssertion PRESENT} )
```


Copyright International Organization for Standardization
Provided by IHS under license with ISO
No reproduction or networking permitted without license from IHS Not for Resale

```
certificatePairMatch  MATCHING-RULE  ::=  {
        SYNTAX              CertificatePairAssertion
        ID                  id-mr-certificatePairMatch }

CertificatePairAssertion  ::=  SEQUENCE {
        issuedToThisCAAssertion     [0]     CertificateAssertion OPTIONAL,
        issuedByThisCAAssertion     [1]     CertificateAssertion OPTIONAL }
        ( WITH COMPONENTS                   {..., issuedToThisCAAssertion PRESENT} |
          WITH COMPONENTS                   {..., issuedByThisCAAssertion PRESENT} )

certificateListExactMatch  MATCHING-RULE  ::=  {
        SYNTAX              CertificateListExactAssertion
        ID                  id-mr-certificateListExactMatch }

CertificateListExactAssertion  ::=  SEQUENCE {
        issuer              Name,
        thisUpdate          Time,
        distributionPoint   DistributionPointName OPTIONAL }

certificateListMatch  MATCHING-RULE  ::=  {
        SYNTAX              CertificateListAssertion
        ID                  id-mr-certificateListMatch }

CertificateListAssertion  ::=  SEQUENCE {
        issuer                  Name                        OPTIONAL,
        minCRLNumber            [0]     CRLNumber           OPTIONAL,
        maxCRLNumber            [1]     CRLNumber           OPTIONAL,
        reasonFlags             ReasonFlags             OPTIONAL,
        dateAndTime             Time                        OPTIONAL,
        distributionPoint   [2] DistributionPointName   OPTIONAL,
        authorityKeyIdentifier  [3]     AuthorityKeyIdentifier      OPTIONAL }

algorithmIdentifierMatch  MATCHING-RULE  ::=  {
        SYNTAX              AlgorithmIdentifier{{SupportedAlgorithms}}
        ID                  id-mr-algorithmIdentifierMatch }

policyMatch  MATCHING-RULE  ::=  {
        SYNTAX              PolicyID
        ID                  id-mr-policyMatch }

pkiPathMatch MATCHING-RULE  ::= {
        SYNTAX              PkiPathMatchSyntax
```


Copyright International Organization for Standardization
Provided by IHS under license with ISO
No reproduction or networking permitted without license from IHS
Not for Resale

```
        ID                      id-mr-pkiPathMatch }

PkiPathMatchSyntax  ::=  SEQUENCE {
        firstIssuer             Name,
        lastSubject     Name }

enhancedCertificateMatch  MATCHING-RULE  ::=  {
        SYNTAX                  EnhancedCertificateAssertion
        ID                      id-mr-enhancedCertificateMatch }

EnhancedCertificateAssertion  ::=  SEQUENCE {
        serialNumber            [0]     CertificateSerialNumber     OPTIONAL,
        issuer                  [1]     Name                        OPTIONAL,
        subjectKeyIdentifier    [2]     SubjectKeyIdentifier        OPTIONAL,
        authorityKeyIdentifier          [3]     AuthorityKeyIdentifier          OPTIONAL,
        certificateValid                [4]     Time                            OPTIONAL,
        privateKeyValid                 [5]     GeneralizedTime             OPTIONAL,
        subjectPublicKeyAlgID   [6]     OBJECT IDENTIFIER           OPTIONAL,
        keyUsage                        [7]     KeyUsage                        OPTIONAL,
        subjectAltName                  [8]     AltName                         OPTIONAL,
        policy                  [9]     CertPolicySet               OPTIONAL,
        pathToName              [10]    GeneralNames                OPTIONAL,
        subject                 [11]    Name                        OPTIONAL,
        nameConstraints         [12]    NameConstraintsSyntax       OPTIONAL }
        (ALL EXCEPT ({ -- none; at least one component shall be present -- }))

AltName  ::= SEQUENCE {
        altnameType   AltNameType,
        altNameValue GeneralName OPTIONAL }

-- Object identifier assignments --

id-ce-subjectDirectoryAttributes        OBJECT IDENTIFIER       ::=     {id-ce 9}
id-ce-subjectKeyIdentifier              OBJECT IDENTIFIER       ::=     {id-ce 14}
id-ce-keyUsage                          OBJECT IDENTIFIER       ::=     {id-ce 15}
id-ce-privateKeyUsagePeriod             OBJECT IDENTIFIER       ::=     {id-ce 16}
id-ce-subjectAltName                    OBJECT IDENTIFIER       ::=     {id-ce 17}
id-ce-issuerAltName                     OBJECT IDENTIFIER       ::=     {id-ce 18}
id-ce-basicConstraints                  OBJECT IDENTIFIER       ::=     {id-ce 19}
id-ce-cRLNumber                         OBJECT IDENTIFIER       ::=     {id-ce 20}
id-ce-reasonCode                        OBJECT IDENTIFIER       ::=     {id-ce 21}
id-ce-instructionCode                   OBJECT IDENTIFIER       ::=     {id-ce 23}
id-ce-invalidityDate                    OBJECT IDENTIFIER       ::=     {id-ce 24}
```


Copyright International Organization for Standardization
Provided by IHS under license with ISO
No reproduction or networking permitted without license from IHS Not for Resale

id-ce-deltaCRLIndicator **OBJECT IDENTIFIER** **::=** **{id-ce 27}**

id-ce-issuingDistributionPoint **OBJECT IDENTIFIER** **::=** **{id-ce 28}**

id-ce-certificateIssuer **OBJECT IDENTIFIER** **::=** **{id-ce 29}**

id-ce-nameConstraints **OBJECT IDENTIFIER** **::=** **{id-ce 30}**

id-ce-cRLDistributionPoints **OBJECT IDENTIFIER** **::=** **{id-ce 31}**

id-ce-certificatePolicies **OBJECT IDENTIFIER** **::=** **{id-ce 32}**

id-ce-policyMappings **OBJECT IDENTIFIER** **::=** **{id-ce 33}**

-- deprecated *OBJECT IDENTIFIER ::= {id-ce 34}*

id-ce-authorityKeyIdentifier **OBJECT IDENTIFIER** **::=** **{id-ce 35}**

id-ce-policyConstraints **OBJECT IDENTIFIER** **::=** **{id-ce 36}**

id-ce-extKeyUsage **OBJECT IDENTIFIER** **::=** **{id-ce 37}**

id-ce-cRLStreamIdentifier **OBJECT IDENTIFIER** **::=** **{id-ce 40}**

id-ce-cRLScope **OBJECT IDENTIFIER** **::=** **{id-ce 44}**

id-ce-statusReferrals **OBJECT IDENTIFIER** **::=** **{id-ce 45}**

id-ce-freshestCRL **OBJECT IDENTIFIER** **::=** **{id-ce 46}**

id-ce-orderedList **OBJECT IDENTIFIER** **::=** **{id-ce 47}**

id-ce-baseUpdateTime **OBJECT IDENTIFIER** **::=** **{id-ce 51}**

id-ce-deltaInfo **OBJECT IDENTIFIER** **::=** **{id-ce 53}**

id-ce-inhibitAnyPolicy **OBJECT IDENTIFIER** **::=** **{id-ce 54}**

id-ce-toBeRevoked **OBJECT IDENTIFIER** **::=** **{id-ce 58}**

id-ce-RevokedGroups **OBJECT IDENTIFIER** **::=** **{id-ce 59}**

id-ce-expiredCertsOnCRL **OBJECT IDENTIFIER** **::=** **{id-ce 60}**

id-ce-aAissuingDistributionPoint **OBJECT IDENTIFIER** **::=** **{id-ce 63}**

-- matching rule OIDs --

id-mr-certificateExactMatch **OBJECT IDENTIFIER** **::=** **{id-mr 34}**

id-mr-certificateMatch **OBJECT IDENTIFIER** **::=** **{id-mr 35}**

id-mr-certificatePairExactMatch **OBJECT IDENTIFIER** **::=** **{id-mr 36}**

id-mr-certificatePairMatch **OBJECT IDENTIFIER** **::=** **{id-mr 37}**

id-mr-certificateListExactMatch **OBJECT IDENTIFIER** **::=** **{id-mr 38}**

id-mr-certificateListMatch **OBJECT IDENTIFIER** **::=** **{id-mr 39}**

id-mr-algorithmIdentifierMatch **OBJECT IDENTIFIER** **::=** **{id-mr 40}**

id-mr-policyMatch **OBJECT IDENTIFIER** **::=** **{id-mr 60}**

id-mr-pkiPathMatch **OBJECT IDENTIFIER** **::=** **{id-mr 62}**

id-mr-enhancedCertificateMatch **OBJECT IDENTIFIER** **::=** **{id-mr 65}**

-- The following OBJECT IDENTIFIERS are not used by this Specification:

-- {id-ce 2}, {id-ce 3}, {id-ce 4}, {id-ce 5}, {id-ce 6}, {id-ce 7},

-- {id-ce 8}, {id-ce 10}, {id-ce 11}, {id-ce 12}, {id-ce 13},

-- {id-ce 22}, {id-ce 25}, {id-ce 26}

Copyright International Organization for Standardization
Provided by IHS under license with ISO
No reproduction or networking permitted without license from IHS Not for Resale

```
END -- CertificateExtensions

-- A.3 Attribute Certificate Framework module

AttributeCertificateDefinitions {joint-iso-itu-t ds(5) module(1) attributeCertificateDefinitions(32) 6}
DEFINITIONS IMPLICIT TAGS ::=
BEGIN

-- EXPORTS ALL --

IMPORTS

    basicAccessControl, id-at, id-ce, id-mr, informationFramework, authenticationFramework,
    selectedAttributeTypes, id-oc, certificateExtensions, externalDefinitions
        FROM UsefulDefinitions {joint-iso-itu-t ds(5) module(1) usefulDefinitions(0) 6}

    ATTRIBUTE, Attribute{}, AttributeType, MATCHING-RULE, Name, OBJECT-CLASS,
    RelativeDistinguishedName, SupportedAttributes, top
        FROM InformationFramework informationFramework

    AttributeTypeAndValue
        FROM BasicAccessControl basicAccessControl

    AlgorithmIdentifier, Certificate, CertificateList, CertificateSerialNumber, EXTENSION,
    Extensions, InfoSyntax, PolicySyntax, SIGNED{}, SupportedAlgorithms
        FROM AuthenticationFramework authenticationFramework

    TimeSpecification, UnboundedDirectoryString, UniqueIdentifier
        FROM SelectedAttributeTypes selectedAttributeTypes

    certificateListExactMatch, GeneralName, GeneralNames, NameConstraintsSyntax
        FROM CertificateExtensions certificateExtensions

    UserNotice
        FROM PKIX1Implicit93 {iso(1) identified-organization(3) dod(6) internet(1) security(5) mechanisms(5)
        pkix(7) id-mod(0) id-pkix1-implicit-93(4)} ;

-- Unless explicitly noted otherwise, there is no significance to the ordering
-- of components of a SEQUENCE OF construct in this Specification.

-- attribute certificate constructs --
```


Copyright International Organization for Standardization
Provided by IHS under license with ISO
No reproduction or networking permitted without license from IHS Not for Resale

```
AttributeCertificate ::= SIGNED {AttributeCertificateInfo}

AttributeCertificateInfo ::= SEQUENCE {
        version                 AttCertVersion, -- version is v2
        holder                  Holder,
        issuer                  AttCertIssuer,
        signature                       AlgorithmIdentifier{{SupportedAlgorithms}},
        serialNumber            CertificateSerialNumber,
        attrCertValidityPeriod          AttCertValidityPeriod,
        attributes                      SEQUENCE OF Attribute{{SupportedAttributes}},
        issuerUniqueID                  UniqueIdentifier        OPTIONAL,
        extensions              Extensions              OPTIONAL }

AttCertVersion          ::= INTEGER { v2(1) }

Holder ::= SEQUENCE {
        baseCertificateID       [0]     IssuerSerial            OPTIONAL,
                -- the issuer and serial number of  the holder's Public Key Certificate
        entityName              [1]     GeneralNames            OPTIONAL,
                -- the name of the entity or role
        objectDigestInfo        [2]     ObjectDigestInfo        OPTIONAL
                -- used to directly authenticate the holder, e.g., an executable
        -- at least one of baseCertificateID, entityName or objectDigestInfo shall be present --}

ObjectDigestInfo ::= SEQUENCE {
        digestedObjectType   ENUMERATED {
                publicKey               (0),
                publicKeyCert           (1),
                otherObjectTypes        (2) },
        otherObjectTypeID    OBJECT IDENTIFIER  OPTIONAL,
        digestAlgorithm         AlgorithmIdentifier{{SupportedAlgorithms}},
        objectDigest            BIT STRING }

AttCertIssuer ::= [0]SEQUENCE {
        issuerName                      GeneralNames  OPTIONAL,
        baseCertificateID       [0]     IssuerSerial  OPTIONAL,
        objectDigestInfo        [1]     ObjectDigestInfo  OPTIONAL }
        -- At least one component shall be present
        ( WITH COMPONENTS { ..., issuerName  PRESENT } |
          WITH COMPONENTS { ..., baseCertificateID  PRESENT } |
          WITH COMPONENTS { ..., objectDigestInfo PRESENT } )
```

--`,,```,,,,````-`-,,`,,`,`,,`---
Copyright International Organization for Standardization
Provided by IHS under license with ISO
No reproduction or networking permitted without license from IHS
Not for Resale

```
IssuerSerial ::= SEQUENCE {
        issuer          GeneralNames,
        serial          CertificateSerialNumber,
        issuerUID               UniqueIdentifier OPTIONAL }

AttCertValidityPeriod ::= SEQUENCE {
        notBeforeTime               GeneralizedTime,
        notAfterTime        GeneralizedTime }

AttributeCertificationPath ::= SEQUENCE {
        attributeCertificate    AttributeCertificate,
        acPath                  SEQUENCE OF ACPathData OPTIONAL }

ACPathData ::= SEQUENCE {
        certificate                 [0]     Certificate OPTIONAL,
        attributeCertificate    [1]     AttributeCertificate OPTIONAL }

PrivilegePolicy ::= OBJECT IDENTIFIER

-- privilege attributes

role ATTRIBUTE ::= {
        WITH SYNTAX     RoleSyntax
        ID              id-at-role }

RoleSyntax    ::=    SEQUENCE {
        roleAuthority [0]    GeneralNames OPTIONAL,
        roleName             [1]    GeneralName }

xmlPrivilegeInfo ATTRIBUTE ::= {
        WITH SYNTAX     UTF8String --contains XML-encoded privilege information
        ID              id-at-xMLPrivilegeInfo }

permission ATTRIBUTE ::= {
        WITH SYNTAX                         DualStringSyntax
        EQUALITY MATCHING RULE    dualStringMatch
        ID                                  id-at-permission }

DualStringSyntax ::= SEQUENCE {
operation           [0]    UnboundedDirectoryString,
object        [1]    UnboundedDirectoryString }

dualStringMatch MATCHING-RULE ::= {
```


--`,,```,,,,````-`-`,,`,,`,`,,`---
Copyright International Organization for Standardization
Provided by IHS under license with ISO
No reproduction or networking permitted without license from IHS Not for Resale

```
        SYNTAX      DualStringSyntax
        ID          id-mr-dualStringMatch }

timeSpecification  EXTENSION  ::=  {
        SYNTAX                  TimeSpecification
        IDENTIFIED BY     id-ce-timeSpecification }

timeSpecificationMatch  MATCHING-RULE  ::=  {
        SYNTAX      TimeSpecification
        ID          id-mr-timeSpecMatch }

targetingInformation  EXTENSION  ::= {
        SYNTAX                  SEQUENCE SIZE (1..MAX) OF Targets
        IDENTIFIED BY           id-ce-targetInformation }

Targets  ::=  SEQUENCE SIZE (1..MAX) OF Target

Target  ::=  CHOICE {
        targetName    [0]     GeneralName,
        targetGroup   [1]     GeneralName,
        targetCert            [2]     TargetCert }

TargetCert  ::=  SEQUENCE {
        targetCertificate       IssuerSerial,
        targetName              GeneralName OPTIONAL,
        certDigestInfo        ObjectDigestInfo OPTIONAL }

userNotice  EXTENSION  ::= {
        SYNTAX                  SEQUENCE SIZE (1..MAX) OF UserNotice
        IDENTIFIED BY           id-ce-userNotice }

acceptablePrivilegePolicies EXTENSION ::= {
        SYNTAX                  AcceptablePrivilegePoliciesSyntax
        IDENTIFIED BY           id-ce-acceptablePrivilegePolicies }

AcceptablePrivilegePoliciesSyntax  ::=  SEQUENCE SIZE (1..MAX) OF PrivilegePolicy

singleUse EXTENSION ::=  {
        SYNTAX                  NULL
        IDENTIFIED BY           id-ce-singleUse }

groupAC EXTENSION  ::=  {
```

--`,,```,,,,````-`-`,,`,,`,`,,`---

Copyright International Organization for Standardization
Provided by IHS under license with ISO
No reproduction or networking permitted without license from IHS
Not for Resale

```
        SYNTAX                  NULL
        IDENTIFIED BY           id-ce-groupAC }

noRevAvail  EXTENSION  ::=  {
        SYNTAX                  NULL
        IDENTIFIED BY           id-ce-noRevAvail }

sOAIdentifier EXTENSION  ::=  {
        SYNTAX                  NULL
        IDENTIFIED BY           id-ce-sOAIdentifier }

sOAIdentifierMatch MATCHING-RULE ::= {
        SYNTAX      NULL
        ID          id-mr-sOAIdentifierMatch }

attributeDescriptor  EXTENSION  ::=  {
        SYNTAX                  AttributeDescriptorSyntax
        IDENTIFIED BY           {id-ce-attributeDescriptor } }

AttributeDescriptorSyntax  ::= SEQUENCE {
        identifier                      AttributeIdentifier,
        attributeSyntax                 OCTET STRING (SIZE(1..MAX)),
        name                [0]     AttributeName  OPTIONAL,
        description         [1]     AttributeDescription  OPTIONAL,
        dominationRule                  PrivilegePolicyIdentifier}

AttributeIdentifier  ::=  ATTRIBUTE.&id({AttributeIDs})

AttributeIDs  ATTRIBUTE  ::=  {...}

AttributeName  ::=  UTF8String (SIZE(1..MAX))

AttributeDescription  ::=  UTF8String(SIZE(1..MAX))

PrivilegePolicyIdentifier  ::=  SEQUENCE {
        privilegePolicy         PrivilegePolicy,
        privPolSyntax       InfoSyntax }

attDescriptor  MATCHING-RULE  ::=  {
        SYNTAX      AttributeDescriptorSyntax
        ID          id-mr-attDescriptorMatch }

roleSpecCertIdentifier  EXTENSION  ::=  {
```


Copyright International Organization for Standardization
Provided by IHS under license with ISO
No reproduction or networking permitted without license from IHS Not for Resale

```
        SYNTAX                  RoleSpecCertIdentifierSyntax
        IDENTIFIED BY           { id-ce-roleSpecCertIdentifier } }

RoleSpecCertIdentifierSyntax  ::=  SEQUENCE SIZE (1..MAX) OF RoleSpecCertIdentifier

RoleSpecCertIdentifier  ::=  SEQUENCE {
        roleName                        [0]     GeneralName,
        roleCertIssuer          [1]     GeneralName,
        roleCertSerialNumber            [2]     CertificateSerialNumber     OPTIONAL,
        roleCertLocator                 [3]     GeneralNames                OPTIONAL }

roleSpecCertIdMatch MATCHING-RULE  ::=  {
        SYNTAX      RoleSpecCertIdentifierSyntax
        ID          id-mr-roleSpecCertIdMatch }

basicAttConstraints  EXTENSION  ::=  {
        SYNTAX                  BasicAttConstraintsSyntax
        IDENTIFIED BY           { id-ce-basicAttConstraints } }

BasicAttConstraintsSyntax  ::=  SEQUENCE {
        authority               BOOLEAN DEFAULT FALSE,
        pathLenConstraint    INTEGER (0..MAX) OPTIONAL }

basicAttConstraintsMatch  MATCHING-RULE  ::=  {
        SYNTAX      BasicAttConstraintsSyntax
        ID          id-mr-basicAttConstraintsMatch }

delegatedNameConstraints  EXTENSION  ::=  {
        SYNTAX                  NameConstraintsSyntax
        IDENTIFIED BY           id-ce-delegatedNameConstraints }

delegatedNameConstraintsMatch  MATCHING-RULE  ::=  {
        SYNTAX      NameConstraintsSyntax
        ID          id-mr-delegatedNameConstraintsMatch }

acceptableCertPolicies  EXTENSION  ::=  {
        SYNTAX                  AcceptableCertPoliciesSyntax
        IDENTIFIED BY           id-ce-acceptableCertPolicies }

AcceptableCertPoliciesSyntax ::= SEQUENCE SIZE (1..MAX) OF CertPolicyId

CertPolicyId ::= OBJECT IDENTIFIER
```


Copyright International Organization for Standardization
Provided by IHS under license with ISO
No reproduction or networking permitted without license from IHS
Not for Resale

```
acceptableCertPoliciesMatch  MATCHING-RULE  ::= {
        SYNTAX      AcceptableCertPoliciesSyntax
        ID          id-mr-acceptableCertPoliciesMatch }

authorityAttributeIdentifier EXTENSION  ::=  {
        SYNTAX                  AuthorityAttributeIdentifierSyntax
        IDENTIFIED BY           { id-ce-authorityAttributeIdentifier } }

AuthorityAttributeIdentifierSyntax  ::=  SEQUENCE SIZE (1..MAX) OF AuthAttId

AuthAttId  ::=  IssuerSerial

authAttIdMatch  MATCHING-RULE  ::=  {
        SYNTAX      AuthorityAttributeIdentifierSyntax
        ID          id-mr-authAttIdMatch }

indirectIssuer EXTENSION  ::=  {
        SYNTAX                          NULL
        IDENTIFIED BY                   id-ce-indirectIssuer }

issuedOnBehalfOf EXTENSION  ::=  {
        SYNTAX                  GeneralName
        IDENTIFIED BY           id-ce-issuedOnBehalfOf }

noAssertion  EXTENSION  ::=  {
        SYNTAX                  NULL
        IDENTIFIED BY           id-ce-noAssertion }

allowedAttributeAssignments  EXTENSION  ::=  {
        SYNTAX                  AllowedAttributeAssignments
        IDENTIFIED BY           id-ce-allowedAttAss }

AllowedAttributeAssignments  ::=  SET OF SEQUENCE {
        attributes                      [0]     SET OF CHOICE {
            attributeType               [0]     AttributeType,
            attributeTypeandValues              [1]     Attribute{{SupportedAttributes}} },
        holderDomain            [1]     GeneralName }

attributeMappings EXTENSION  ::=  {
        SYNTAX                  AttributeMappings
        IDENTIFIED BY           id-ce-attributeMappings }
```


Copyright International Organization for Standardization
Provided by IHS under license with ISO
No reproduction or networking permitted without license from IHS Not for Resale

```
AttributeMappings ::= SET OF CHOICE {
        typeMappings        [0]    SEQUENCE {
                local                   [0]    AttributeType,
                remote                  [1]    AttributeType},
        typeValueMappings   [1]    SEQUENCE {
                local                   [0]    AttributeTypeAndValue,
                remote                  [1]    AttributeTypeAndValue} }

holderNameConstraints EXTENSION ::= {
        SYNTAX                  HolderNameConstraintsSyntax
        IDENTIFIED BY           id-ce-holderNameConstraints }

HolderNameConstraintsSyntax ::= SEQUENCE {
        permittedSubtrees   [0]    GeneralSubtrees,
        excludedSubtrees    [1]    GeneralSubtrees OPTIONAL }

GeneralSubtrees ::= SEQUENCE SIZE (1..MAX) OF GeneralSubtree

GeneralSubtree ::= SEQUENCE {
        base                       GeneralName,
        minimum             [0]    BaseDistance DEFAULT 0,
        maximum             [1]    BaseDistance OPTIONAL }

BaseDistance ::= INTEGER (0..MAX)

-- PMI object classes --

pmiUser OBJECT-CLASS ::= {
        SUBCLASS OF             {top}
        KIND                    auxiliary
        MAY CONTAIN             {attributeCertificateAttribute}
        ID                      id-oc-pmiUser }

pmiAA OBJECT-CLASS ::= { -- a PMI AA
        SUBCLASS OF             {top}
        KIND                    auxiliary
        MAY CONTAIN             {aACertificate |
                                attributeCertificateRevocationList |
                                attributeAuthorityRevocationList}
        ID                      id-oc-pmiAA }

pmiSOA OBJECT-CLASS ::= { -- a PMI Source of Authority
```

Copyright International Organization for Standardization
Provided by IHS under license with ISO
No reproduction or networking permitted without license from IHS Not for Resale

```
        SUBCLASS OF             {top}
        KIND                    auxiliary
        MAY CONTAIN             {attributeCertificateRevocationList |
                                attributeAuthorityRevocationList |
                                attributeDescriptorCertificate}
        ID                      id-oc-pmiSOA }

attCertCRLDistributionPt  OBJECT-CLASS  ::=  {
        SUBCLASS OF             {top}
        KIND                    auxiliary
        MAY CONTAIN             { attributeCertificateRevocationList |
                                attributeAuthorityRevocationList }
        ID                      id-oc-attCertCRLDistributionPts }

pmiDelegationPath  OBJECT-CLASS  ::= {
        SUBCLASS OF             {top}
        KIND                    auxiliary
        MAY CONTAIN             { delegationPath }
        ID                      id-oc-pmiDelegationPath }

privilegePolicy  OBJECT-CLASS  ::=  {
        SUBCLASS OF             {top}
        KIND                    auxiliary
        MAY CONTAIN             {privPolicy }
        ID                      id-oc-privilegePolicy }

protectedPrivilegePolicy  OBJECT-CLASS  ::=  {
        SUBCLASS OF             {top}
        KIND                    auxiliary
        MAY CONTAIN             {protPrivPolicy }
        ID                      id-oc-protectedPrivilegePolicy }

-- PMI directory attributes --

attributeCertificateAttribute  ATTRIBUTE  ::=  {
        WITH SYNTAX                         AttributeCertificate
        EQUALITY MATCHING RULE      attributeCertificateExactMatch
        ID                                  id-at-attributeCertificate }

aACertificate  ATTRIBUTE  ::=  {
        WITH SYNTAX                         AttributeCertificate
        EQUALITY MATCHING RULE      attributeCertificateExactMatch
        ID                                  id-at-aACertificate }
```


Copyright International Organization for Standardization
Provided by IHS under license with ISO
No reproduction or networking permitted without license from IHS Not for Resale

```
attributeDescriptorCertificate ATTRIBUTE ::= {
        WITH SYNTAX                         AttributeCertificate
        EQUALITY MATCHING RULE    attributeCertificateExactMatch
        ID                                  id-at-attributeDescriptorCertificate }

attributeCertificateRevocationList ATTRIBUTE ::= {
        WITH SYNTAX                         CertificateList
        EQUALITY MATCHING RULE    certificateListExactMatch
        ID                                  id-at-attributeCertificateRevocationList }

attributeAuthorityRevocationList ATTRIBUTE ::= {
        WITH SYNTAX                         CertificateList
        EQUALITY MATCHING RULE    certificateListExactMatch
        ID                                  id-at-attributeAuthorityRevocationList }

delegationPath ATTRIBUTE ::= {
        WITH SYNTAX                         AttCertPath
        ID                                  id-at-delegationPath }

AttCertPath ::= SEQUENCE OF AttributeCertificate

privPolicy ATTRIBUTE ::= {
        WITH SYNTAX                         PolicySyntax
        ID                                  id-at-privPolicy }

protPrivPolicy ATTRIBUTE ::= {
        WITH SYNTAX                         AttributeCertificate
        EQUALITY MATCHING RULE    attributeCertificateExactMatch
        ID                                  id-at-protPrivPolicy }

xmlPrivPolicy ATTRIBUTE ::= {
        WITH SYNTAX                         UTF8String --contains XML-encoded privilege policy information
        ID                                  id-at-xmlPrivPolicy }

-- Attribute certificate extensions and matching rules --

attributeCertificateExactMatch MATCHING-RULE ::= {
        SYNTAX      AttributeCertificateExactAssertion
        ID          id-mr-attributeCertificateExactMatch }

AttributeCertificateExactAssertion ::= SEQUENCE {
```

--`,,```,,,,````-`-`,,`,,`,`,,`---

Copyright International Organization for Standardization
Provided by IHS under license with ISO
No reproduction or networking permitted without license from IHS
Not for Resale

```
        serialNumber  CertificateSerialNumber,
        issuer        AttCertIssuer }

attributeCertificateMatch  MATCHING-RULE  ::=  {
        SYNTAX        AttributeCertificateAssertion
        ID            id-mr-attributeCertificateMatch  }

AttributeCertificateAssertion  ::=  SEQUENCE  {
        holder                  [0]     CHOICE {
                baseCertificateID       [0]     IssuerSerial,
                holderName              [1]     GeneralNames} OPTIONAL,
        issuer                  [1]     GeneralNames OPTIONAL,
        attCertValidity                 [2]     GeneralizedTime OPTIONAL,
        attType                         [3]     SET OF AttributeType OPTIONAL }
        -- At least one component of the sequence shall be present

holderIssuerMatch MATCHING-RULE  ::=  {
        SYNTAX        HolderIssuerAssertion
        ID            id-mr-holderIssuerMatch }

HolderIssuerAssertion  ::=  SEQUENCE  {
        holder [0]    Holder          OPTIONAL,
        issuer [1]    AttCertIssuer   OPTIONAL }

delegationPathMatch  MATCHING-RULE  ::=  {
        SYNTAX        DelMatchSyntax
        ID            id-mr-delegationPathMatch }

DelMatchSyntax  ::=  SEQUENCE {
        firstIssuer             AttCertIssuer,
        lastHolder              Holder }

extensionPresenceMatch  MATCHING-RULE ::= {
        SYNTAX        EXTENSION.&id
        ID            id-mr-extensionPresenceMatch }

-- object identifier assignments --

-- object classes --

id-oc-pmiUser                   OBJECT IDENTIFIER       ::=     {id-oc 24}
id-oc-pmiAA                     OBJECT IDENTIFIER       ::=     {id-oc 25}
id-oc-pmiSOA                    OBJECT IDENTIFIER       ::=     {id-oc 26}
```


--`,,```,,,,````-`-`,,`,,`,`,,`---

Copyright International Organization for Standardization
Provided by IHS under license with ISO
No reproduction or networking permitted without license from IHS Not for Resale

id-oc-attCertCRLDistributionPts **OBJECT IDENTIFIER** **::=** **{id-oc 27}**
id-oc-privilegePolicy **OBJECT IDENTIFIER** **::=** **{id-oc 32}**
id-oc-pmiDelegationPath **OBJECT IDENTIFIER** **::=** **{id-oc 33}**
id-oc-protectedPrivilegePolicy **OBJECT IDENTIFIER** **::=** **{id-oc 34}**

-- directory attributes --

id-at-attributeCertificate **OBJECT IDENTIFIER** **::=** **{id-at 58}**
id-at-attributeCertificateRevocationList **OBJECT IDENTIFIER** **::=** **{id-at 59}**
id-at-aACertificate **OBJECT IDENTIFIER** **::=** **{id-at 61}**
id-at-attributeDescriptorCertificate **OBJECT IDENTIFIER** **::=** **{id-at 62}**
id-at-attributeAuthorityRevocationList **OBJECT IDENTIFIER** **::=** **{id-at 63}**
id-at-privPolicy **OBJECT IDENTIFIER** **::=** **{id-at 71}**
id-at-role **OBJECT IDENTIFIER** **::=** **{id-at 72}**
id-at-delegationPath **OBJECT IDENTIFIER** **::=** **{id-at 73}**
id-at-protPrivPolicy **OBJECT IDENTIFIER** **::=** **{id-at 74}**
id-at-xMLPrivilegeInfo **OBJECT IDENTIFIER** **::=** **{id-at 75}**
id-at-xmlPrivPolicy **OBJECT IDENTIFIER** **::=** **{id-at 76}**
id-at-permission **OBJECT IDENTIFIER** **::=** **{id-at 82}**

-- attribute certificate extensions --

id-ce-authorityAttributeIdentifier **OBJECT IDENTIFIER** **::=** **{id-ce 38}**

id-ce-roleSpecCertIdentifier **OBJECT IDENTIFIER** **::=** **{id-ce 39}**
id-ce-basicAttConstraints **OBJECT IDENTIFIER** **::=** **{id-ce 41}**
id-ce-delegatedNameConstraints **OBJECT IDENTIFIER** **::=** **{id-ce 42}**
id-ce-timeSpecification **OBJECT IDENTIFIER** **::=** **{id-ce 43}**
id-ce-attributeDescriptor **OBJECT IDENTIFIER** **::=** **{id-ce 48}**
id-ce-userNotice **OBJECT IDENTIFIER** **::=** **{id-ce 49}**
id-ce-sOAIdentifier **OBJECT IDENTIFIER** **::=** **{id-ce 50}**
id-ce-acceptableCertPolicies **OBJECT IDENTIFIER** **::=** **{id-ce 52}**
id-ce-targetInformation **OBJECT IDENTIFIER** **::=** **{id-ce 55}**
id-ce-noRevAvail **OBJECT IDENTIFIER** **::=** **{id-ce 56}**
id-ce-acceptablePrivilegePolicies **OBJECT IDENTIFIER** **::=** **{id-ce 57}**
id-ce-indirectIssuer **OBJECT IDENTIFIER** **::=** **{id-ce 61}**
id-ce-noAssertion **OBJECT IDENTIFIER** **::=** **{id-ce 62}**
id-ce-issuedOnBehalfOf **OBJECT IDENTIFIER** **::=** **{id-ce 64}**
id-ce-singleUse **OBJECT IDENTIFIER** **::=** **{id-ce 65}**
id-ce-groupAC **OBJECT IDENTIFIER** **::=** **{id-ce 66}**
id-ce-allowedAttAss **OBJECT IDENTIFIER** **::=** **{id-ce 67}**
id-ce-attributeMappings **OBJECT IDENTIFIER** **::=** **{id-ce 68}**

--`,,```,,,,````-`-`,,`,,`,`,,`---
Copyright International Organization for Standardization
Provided by IHS under license with ISO
No reproduction or networking permitted without license from IHS
Not for Resale

id-ce-holderNameConstraints **OBJECT IDENTIFIER** **::=** **{id-ce 69}**

-- PMI matching rules --

id-mr-attributeCertificateMatch **OBJECT IDENTIFIER** **::=** **{id-mr 42}**
id-mr-attributeCertificateExactMatch **OBJECT IDENTIFIER** **::=** **{id-mr 45}**
id-mr-holderIssuerMatch **OBJECT IDENTIFIER** **::=** **{id-mr 46}**
id-mr-authAttIdMatch **OBJECT IDENTIFIER** **::=** **{id-mr 53}**
id-mr-roleSpecCertIdMatch **OBJECT IDENTIFIER** **::=** **{id-mr 54}**
id-mr-basicAttConstraintsMatch **OBJECT IDENTIFIER** **::=** **{id-mr 55}**
id-mr-delegatedNameConstraintsMatch **OBJECT IDENTIFIER** **::=** **{id-mr 56}**
id-mr-timeSpecMatch **OBJECT IDENTIFIER** **::=** **{id-mr 57}**
id-mr-attDescriptorMatch **OBJECT IDENTIFIER** **::=** **{id-mr 58}**
id-mr-acceptableCertPoliciesMatch **OBJECT IDENTIFIER** **::=** **{id-mr 59}**
id-mr-delegationPathMatch **OBJECT IDENTIFIER** **::=** **{id-mr 61}**
id-mr-sOAIdentifierMatch **OBJECT IDENTIFIER** **::=** **{id-mr 66}**
id-mr-extensionPresenceMatch **OBJECT IDENTIFIER** **::=** **{id-mr 67}**
id-mr-dualStringMatch **OBJECT IDENTIFIER** **::=** **{id-mr 69}**

END *-- AttributeCertificateDefinitions*

--`,,```,,,,````-`-`,,`,,`,`,,`---
Copyright International Organization for Standardization
Provided by IHS under license with ISO
No reproduction or networking permitted without license from IHS Not for Resale

Annex B

CRL generation and processing rules

(This annex forms an integral part of this Recommendation | International Standard)

B.1 Introduction

A relying party (certificate user) needs the ability to check the revocation status of a certificate in order to determine whether or not to trust that certificate. Certificate Revocation Lists (CRL) are one mechanism for relying parties to obtain the revocation information. Other mechanisms may also be used, but are outside the scope of this Specification.

This annex addresses the use of CRLs for certificate revocation status checking by relying parties. Various authorities may have different policies regarding their issuance of revocation lists. For instance, in some cases the certificate issuing authority may authorize a different authority to issue a certificate revocation list for the certificates it issues. Some authorities may combine revocation of end-entity and CA-certificates into a single list while other authorities may split these into separate lists. Some authorities may partition their certificate population onto CRL fragments and some authorities may issue delta updates to a revocation list between regular CRL intervals. As a result, relying parties need to be able to determine the scope of the CRLs they retrieve to enable them to ensure they have the complete set of revocation information covering the scope of the certificate in question for the revocation reasons of interest, given the policy under which they are working. This annex provides a mechanism for the relying parties to determine the scope of retrieved CRLs.

This annex is written for revocation status checking of public-key certificates using CRLs, Full and Complete End-Entity CRLs (EPRLs) and Certification Authority Revocation Lists (CARLs). However, this description can also be applied to revocation status checking of attribute certificates using Attribute Certificate Revocation Lists (ACRL) and Attribute Authority Revocation Lists (AARL). For purposes of this annex, ACRL can be considered in place of CRL, EPRL can be full and complete end-entity ACRL, and AARL in place of CARL. Similarly, the directory attributes identified in B.4 shall be mapped to those for the AARL and ACRL and the fields identifying certificate types in the Issuing Distribution Point extension can be mapped to those applicable to PMI.

B.1.1 CRL types

CRLs of one or more of the following types may be available to a relying party, based on the revocation aspects of the policy of the certificate issuing authority:

- Full and complete CRL;
- Full and complete end-entity CRL (EPRL);
- Full and complete Certification Authority Revocation List (CARL);
- Distribution Point CRL, EPRL or CARL;
- Indirect CRL, EPRL or CARL (ICRL);
- Delta CRL, EPRL or CARL;
- Indirect dCRL, EPRL or CARL.

A full and complete CRL is a list of all revoked end-entity and CA-certificates issued by an authority for any and all reasons.

A full and complete EPRL is a list of all revoked end-entity certificates issued by an authority for any and all reasons.

A full and complete CARL is a list of revoked CA-certificates issued by an authority for any and all reasons.

A distribution point CRL, EPRL or CARL is one that covers all or a subset of certificates issued by an authority. The subset could be based on a variety of criteria.

An indirect CRL, EPRL or CARL (ICRL) is a CRL that contains a list of revoked certificates, in which some or all of those certificates were not issued by the authority signing and issuing the CRL.

A delta CRL, EPRL or CARL is a CRL that only contains changes to a CRL that is complete for the given scope at the time of the CRL referenced in the dCRL. Note that the referenced CRL might be one that is complete for the given scope or it might be a dCRL that is used to locally construct a CRL that is complete for the given scope.

All of the above CRL types (except for the dCRL) are CRL types that are complete for their given scope. A dCRL shall be used in conjunction with an associated CRL that is complete for the same scope in order to form a complete picture of the revocation status of certificates.

Copyright International Organization for Standardization
Provided by IHS under license with ISO
No reproduction or networking permitted without license from IHS Not for Resale

An indirect delta-CRL, EPRL or CARL is a CRL which only contains changes to a set of one or more CRLs, that are complete for their given scopes and in which some or all of those certificates may not have been issued by the authority signing and issuing this CRL.

Within this annex as well as this Specification, "Scope of a CRL" is defined by two independent dimensions. One dimension is the set of certificates covered by the CRL. Another dimension is the set of reason codes covered by the CRL. The scope of a CRL can be determined in one or more of the following ways:

- Issuing Distribution Point (IDP) extension in the CRL; or
- Other means, outside the scope of this Specification.

B.1.2 CRL processing

If a relying party is using CRLs as the mechanism to determine if a certificate is revoked, they shall use the appropriate CRL(s) for that certificate. This annex describes a procedure for obtaining and processing appropriate CRLs by walking through a number of specific steps. An implementation functionally equivalent to the external behaviour resulting from this procedure shall also be considered compliant with this annex and the associated Specification. The algorithm used by a particular implementation to derive the correct output (i.e., revocation status for a certificate) from the given inputs (the certificate itself and input from local policy) is not standardized. For example, although this procedure is described as a sequence of steps to be processed in order, an implementation may use CRLs which are in its local cache rather than retrieving CRLs each time it processes a certificate, provided those CRLs are complete for the scope of the certificate and do not violate any of the parameters of the certificate or policy.

The following general steps are described in B.2 through B.5 below:

1) Determine Parameters for CRLs;
2) Determine CRLs Required;
3) Obtain the CRLs;
4) Process the CRLs.

Step 1) identifies the parameters from the certificate and elsewhere that will be used to determine which types of CRLs are required.

Step 2) applies the values of the parameters to make the determination.

Step 3) identifies the directory attributes from which the CRL types can be retrieved.

Step 4) describes the processing of appropriate CRLs.

B.2 Determine parameters for CRLs

Information located in the certificate itself, as well information from the policy under which the relying party is operating, provide the parameters for determining the appropriateness of candidate CRLs. The following information is required to determine which CRL types are appropriate:

- Certificate type (i.e., end-entity or CA);
- Critical CRL Distribution Point;
- Critical Freshest CRL;
- Reason codes of interest.

The certificate type can be determined from the basic constraints extension in the certificate. If the extension is present, it indicates whether the certificate is a CA-certificate or an end-entity certificate. If the extension is absent, the certificate type is considered to be end-entity. This information is required to determine if a CRL, EPRL or CARL can be used to check the certificate for revocation.

If the certificate contains a critical CRL Distribution Point extension, the relying party certificate processing system shall understand this extension and obtain and use the CRL(s) pointed to by the CRL Distribution Point extension for the reason codes of interest in order to determine revocation status of the certificate. Reliance on a full CRL, for instance, would not be sufficient.

If the certificate contains a critical Freshest CRL extension, the relying party cannot use the certificate without first retrieving and checking the freshest CRL.

The reason codes of interest are determined by policy and are generally supplied by the application. It is recommended that these should include all reason codes. This information is required to determine which CRLs are sufficient in terms of reason codes.

Copyright International Organization for Standardization
Provided by IHS under license with ISO
No reproduction or networking permitted without license from IHS Not for Resale

Note that policy may also dictate whether or not a relying party is expected to check dCRLs for revocation status, when the **freshestCRL** extension is flagged non-critical or is absent from the certificate. Though excluded from this step, the processing of these optional dCRLs is described in step 4).

B.3 Determine CRLs required

The values of the parameters described in B.2 determine the criteria upon which the CRL types required to check revocation status of a given certificate is determined. The determination of CRL types can be done based on the following sets of criteria as described in B.3.1 through B.3.4 below.

- End-entity certificate with critical CRL DP asserted;
- End-entity certificate with no critical CRL DP asserted;
- CA-certificate with critical CRL DP asserted;
- CA-certificate with no critical CRL DP asserted.

Handling of the remaining parameters (critical freshest CRL extension and set of reason codes of interest) is done within each of the subclauses.

Note that in each case, more than one CRL type can satisfy the requirements. Where there is a choice of CRL types, the relying party may select any of the appropriate types to use.

B.3.1 End-entity with critical CRL DP

If the certificate is an end-entity certificate and **cRLDistributionPoints** extension is present in the certificate and flagged critical, the following CRLs shall be obtained:

- A CRL from one of the nominated distribution Point CRLs that covers one or more of the reason codes of interest;
- If all the reason codes of interest are not covered by that CRL, revocation status for the remaining reason codes may be satisfied by any combination of the following CRLs:
  - Additional distribution point CRLs;
  - Additional complete CRLs;
  - Additional complete EPRLs.

If the freshest CRL extension is also present in the certificate and if flagged critical, one or more CRLs shall also be obtained from one or more of the nominated distribution points in that extension, ensuring that freshest revocation information for all reason codes of interest is checked.

B.3.2 End-entity with no critical CRL DP

If the certificate is an end-entity certificate and the **cRLDistributionPoints** extension is absent from the certificate or present and not flagged critical, revocation status for the reason codes of interest may be satisfied by any combination of the following CRLs:

- Distribution point CRLs (if present);
- Complete CRLs;
- Complete EPRLs.

If the freshest CRL extension is also present in the certificate and if flagged critical, one or more CRLs shall also be obtained from one or more of the nominated distribution points in that extension, ensuring that freshest revocation information for all reason codes of interest is checked.

B.3.3 CA with critical CRL DP

If the certificate is a CA and the **cRLDistributionPoints** extension is present in the certificate and flagged critical, the following CRLs/CARLs shall be obtained:

a) A CRL or CARL from one of the nominated distribution points that covers one or more of the reason codes of interest;

b) If all the reason codes of interest are not covered by that CRL/CARL, revocation status for the remaining reason codes may be satisfied by any combination of the following CRLs/CARLs:
   - Additional distribution point CRLs/CARLs;
   - Additional complete CRLs;
   - Additional complete CARLs.

Copyright International Organization for Standardization
Provided by IHS under license with ISO
No reproduction or networking permitted without license from IHS Not for Resale

If the freshest CRL extension is also present in the certificate and if flagged critical, one or more CRLs/CARLs shall also be obtained from one or more of the nominated distribution points in that extension, ensuring that freshest revocation information for all reason codes of interest is checked.

B.3.4 CA with no critical CRL DP

If the certificate is a CA certificate and the **cRLDistributionPoints** extension is absent from the certificate or present and not flagged critical, revocation status for the reason codes of interest may be satisfied by any combination of the following CRLs:

- Distribution point CRLs/CARLs (if present);
- Complete CRLs;
- Complete CARLs.

If the freshest CRL extension is also present in the certificate and if flagged critical, one or more CRLs/CARLs shall also be obtained from one or more of the nominated distribution points in that extension, ensuring that freshest revocation information for all reason codes of interest is checked.

B.4 Obtain CRLs

If the relying party is retrieving appropriate CRLs from the Directory, these CRLs are obtained from the CRL DP or certificate issuer directory entry by retrieving the appropriate attributes, i.e., one or more of the following attributes:

- Certificate Revocation List;
- Authority Revocation List;
- Delta Revocation List.

B.5 Process CRLs

After considering the parameters discussed in B.2, identifying appropriate CRL types as described in B.3 and retrieving an appropriate set of CRLs as described in B.4, a relying party is ready to process the CRLs. The set of CRLs will contain at least one base CRL and may also contain one or more dCRLs. For each CRL being processed, the relying party shall ensure that the CRL is accurate with respect to its scope. The relying party has already determined that the CRL is appropriate for the scope of the certificate of interest, through the process of B.2 and B.3 above. In addition, validity checks shall be conducted on the CRLs and they shall be checked to determine whether or not the certificate has been revoked. These checks are described in B.5.1 through B.5.4 below.

B.5.1 Validate base CRL scope

As described in B.3, there can be more than one type of CRL that can be used as the base CRL for checking revocation status of a certificate. Depending on the policy of issuing authority with respect to CRL issuance, the relying party may have one or more of the following base CRL types available to them.

- Complete CRL for all entities;
- Complete EPRL;
- Complete CARL;
- Distribution Point Based CRL/EPRL/CARL.

Subclauses B.5.1.1 through B.5.1.4 provide the set of conditions which shall be true in order for a relying party to use a CRL of each type as the base CRL for certificate revocation status checking for reason codes of interest.

Indirect base CRLs are addressed within each of the subclauses.

B.5.1.1 Complete CRL

In order to determine that a CRL is a complete CRL for end-entity and CA-certificates for which the CRL issuer is responsible, for all reason codes of interest, the following shall be true:

- Delta CRL indicator extension shall be absent; and
- Issuing distribution point extension may be present; and
- Either the issuing distribution point extension shall not contain distribution point field or one of the names in the distribution point field shall match the **issuer** field in the CRL; and

Copyright International Organization for Standardization
Provided by IHS under license with ISO
No reproduction or networking permitted without license from IHS Not for Resale

- Issuing distribution point extension shall either not contain any of the following fields or if it contains any of the following fields, none of the fields present shall be set to TRUE: containsUserPublicKeyCerts, containsCACerts, containsUserAttributeCerts, containsAACerts, and/or containsSOAPublicKeyCerts; and
- If the **reasonCodes** field is present in the issuing distribution point extension, the reasons code field shall include all the reasons of interest to the application; and
- Issuing distribution point extension may or may not contain **indirectCRL** field (hence, this field need not be checked).

B.5.1.2 Complete EPRL

In order to determine that a CRL is a complete EPRL for reason codes of interest, all of the following shall be true:

- Delta CRL indicator extension shall be absent; and
- Issuing distribution point extension shall be present; and
- Either the issuing distribution point extension shall not contain distribution point field or one of the names in the distribution point field shall match the **issuer** field in the CRL; and
- Issuing distribution point extension shall contain **containsUserPublicKeyCerts** field. This field shall be set to **TRUE**; and
- If the **reasonCodes** field is present in the issuing distribution point extension, the reasons code field shall include all the reasons of interest to the application; and
- Issuing distribution point extension may or may not contain **indirectCRL** field (hence, this field need not be checked); and

This CRL may be only used if the relying party has determined the subject certificate to be an end entity certificate. Thus, if the subject certificate contains the **basicConstraints** extension, its value shall be **cA=FALSE**.

B.5.1.3 Complete CARL

In order to determine that a CRL is a complete CARL for reason codes of interest, all of the following conditions shall be true:

- Delta CRL indicator extension shall be absent; and
- Issuing point distribution shall be present; and
- Either the issuing distribution point extension shall not contain distribution point field or one of the names in the distribution point field shall match the **issuer** field in the CRL; and
- Issuing distribution point shall contain **containsCACerts** field. This field shall be set to **TRUE**; and
- If the **reasonCodes** field is present in the issuing distribution point extension, the reasons code field shall include all the reasons of interest to the application; and
- Issuing distribution point may or may not contain **indirectCRL** field (hence, this field need not be checked); and

This CARL may be only used if the subject certificate is a CA-certificate. Thus, the subject certificate shall contain the **basicConstraints** extension with the value **cA=TRUE**.

B.5.1.4 Distribution point based CRL/EPRL/CARL

In order to determine that a CRL is one of the CRLs indicated by a CRL distribution point extension or freshest CRL Extension in the certificate, all of the following conditions shall be true:

- Either the distribution point field in the CRL's issuing distribution point extension shall be absent (only when not looking for a critical CRL DP), or one of the names in the distribution point field in the CRL distribution point extension or freshest CRL extension of the certificate shall match one of the names in the distribution point field in the issuing distribution point extension of the CRL. Alternatively, one of the names in the **cRLIssuer** field of the certificate's CRL DP or freshest CRL extension can match one of the names in DP of the IDP; and
- Issuing distribution point extension shall either not contain any of the following fields, or if it contains any of the following fields, none of the fields present shall be set to TRUE: containsUserPublicKeyCerts, containsCACerts, containsUserAttributeCerts, containsAACerts, and/or containsSOAPublicKeyCerts, or the field appropriate for the certificate type shall be set to TRUE (See Table B.1 for field type for each certificate type); and
- If the reasons code field is present in the CRL distribution point extension or freshest CRL extension of the certificate, this field shall be either absent from the issuing distribution point extension of the CRL or

Copyright International Organization for Standardization
Provided by IHS under license with ISO
No reproduction or networking permitted without license from IHS Not for Resale

contain at least one of the reason codes asserted in the CRL distribution point extension of the certificate; and

– If the **cRLIssuer** field is absent from the CRL distribution point extension of the certificate, the CRL shall be signed by the same CA that signed the certificate; and

– If the **cRLIssuer** field is present in the relative extension (CRL distribution point or freshest CRL extension) of the certificate, the CRL shall be signed by the CRL Issuer identified in the CRL distribution point extension or freshest CRL extension of the certificate and the CRL shall contain the **indirectCRL** field in the issuing distribution point extension.

NOTE – When testing the reasons and cRLIssuer field for presence, the test succeeds only if the field is present in the same DistributionPoint of the CRL DP or freshest CRL extension for which there is a name match in the distribution point field of the IDP extension in the corresponding CRL.

Table B.1 – Certificate Type and Issuing Distribution Point Field

Certificate Type	Issuing Distribution Point Field
End Entity (public key)	containsUserPublicKeyCerts
CA	containsCACerts
End Entity (attribute)	containsUserAttributeCerts
AA	containsAACerts
SOA	containsSOAPublicKeyCerts

B.5.2 Validate delta CRL scope

The relying party may also be checking dCRLs, either because required to through a critical **freshestCRL** extension in the certificate or CRL, or because the policy under which the relying party is operating requires dCRL checking.

A relying party can always be sure that it has the appropriate CRL information for a certificate if all of the following conditions are met:

– The base CRL the relying party is using is appropriate for the certificate (in terms of the scope); and

– The delta CRL the relying party is using is appropriate for the certificate (in terms of the scope); and

– The base CRL was issued at the time or later than the base CRL referenced by the dCRL.

In order to determine that the dCRL is appropriate for the certificate, all of the following conditions shall be true:

– Delta CRL indicator extension shall be present; and

– The dCRL shall be issued after the base CRL. One way to ensure this is to check that the CRL number in the **crlNumber** extension of the dCRL is greater than the CRL number in the **crlNumber** extension of the base CRL the relying party is using and the **cRLStreamIdentifier** fields in the base and the dCRL match. This approach may require additional logic to account for number wrapping. Another way is to compare the **thisUpdate** fields in the base and dCRLs the relying party has; and

– The base CRL the relying party is using shall be the one the dCRL is issued for or a later one. One way to ensure this is to check that the CRL number in the **deltaCRLIndicator** extension of the dCRL is less than or equal to the CRL number in the **crlNumber** extension of the base CRL the relying party is using and the **cRLStreamIdentifier** fields in the base and the dCRL match. This approach may require additional logic to account for number wrapping. Another way is to compare the **thisUpdate** fields of the base CRL the relying party has and the base CRL pointed to by the dCRL. Yet another way is to compare the **thisUpdate** field in the base CRL the relying party has and the **baseUpdateTime** extension in the dCRL the relying party has; and

NOTE – A relying party can always construct a base CRL by applying a dCRL to a base CRL as long as the above two rules are satisfied using the **crlNumber** and **cRLStreamIdentifier** checks. In that case, the new base CRL's **crlNumber** extension and **thisUpdate** field are those of the dCRL. The relying party does not know the **nextUpdate** field of the new base CRL and does not need to know for the purpose of associating it with another dCRL.

– If the dCRL contains an Issuing Distribution Point extension, then the scope of the issuing distribution point shall be consistent with the certificate as described in B.5.1.4 above; and

– If the dCRL does not contain any of the following extensions: **streamIdentifier** and **issuingDistributionPoint**, it shall be used only in conjunction with a full and complete base CRL.

B.5.3 Validity and currency checks on the base CRL

In order to verify that a base CRL is accurate and has not been modified since its issuance, all of the following conditions shall be satisfied:

Copyright International Organization for Standardization
Provided by IHS under license with ISO
No reproduction or networking permitted without license from IHS Not for Resale

– The relying party shall be able to obtain the public key of the issuer identified in the CRL using authenticated means; and
– The signature on the base CRL shall be verified using this authenticated public key; and
– If the **nextUpdate** field is present, the current time should be prior to the **nextUpdate** field; and
– The issuer name in the CRL shall match the issuer name in the certificate that is being checked for revocation, unless the CRL is retrieved from the CRL DP in the certificate and the CRL DP extension contains the CRL issuer component. In that case, one of the names in CRL issuer component in the CRL DP extension shall match issuer name in the CRL.

B.5.4 Validity and checks on the delta CRL

In order to verify that a dCRL is accurate and has not been modified since its issuance, all of the following conditions shall be satisfied:

– The relying party shall be able to obtain the public key of the issuer identified in the CRL using authenticated means; and
– The signature on the dCRL shall be verified using this authenticated public key; and
– If the **nextUpdate** field is present, the current time should be prior to the **nextUpdate** field; and
– The issuer name in the dCRL shall match the issuer name in the certificate which is being checked for revocation, unless the Delta CRL is retrieved from the CRL DP in the certificate and the CRL DP extension contains the CRL issuer component. In that case, one of the names in CRL issuer component in the CRL DP extension shall match issuer name in the CRL.

--`,,```,,,,````-`-`,,`,,`,`,,`---

Copyright International Organization for Standardization
Provided by IHS under license with ISO
No reproduction or networking permitted without license from IHS Not for Resale

Annex C

Examples of delta CRL issuance

(This annex does not form an integral part of this Recommendation | International Standard)

There are two models for issuing CRLs involving the use of dCRLs for a given set of certificates.

In the first model, each dCRL references the most recent CRL that is complete for the given scope. Several dCRLs may be issued for that same scope before a new CRL that is complete for that scope is issued. The new CRL that is complete for that scope is used as the foundation for the next sequence of dCRLs and is the CRL that is referenced in the relevant extension in the dCRL. When the new CRL that is complete for the scope is issued, a final dCRL for the previous CRL that is complete for the scope is also issued.

The second model, while very similar, differs in that the CRL referenced by a dCRL is not necessarily one that is complete for given scope (i.e., the referenced CRL may only have been issued as a dCRL). If the referenced CRL is one that is complete for the given scope, it may not necessarily be the most recent one that is complete for that scope.

A certificate using system that is processing a dCRL shall also have a CRL that is complete for the given scope and that is at least as current as the CRL referenced in the dCRL. This CRL that is complete for the given scope may be one that was issued as such by the responsible authority or it may be one constructed locally by the certificate using system. Note that in some situations there may be duplicate information in the dCRL and CRL that is complete for the given scope if, for example, the certificate using system has a CRL that was issued after the one referenced in the dCRL.

The following table illustrates three examples of the use of dCRLs. Example 1 is the traditional scheme described as the first model above. Examples 2 and 3 are variants of the second model described above.

In example 2, the authority issues CRLs, that are complete for the given scope, every second day and the dCRLs reference the second to last complete for scope CRL. This scheme may be useful in environments where there is a need to reduce the number of users accessing a repository at the same time to retrieve a CRL that is complete for a given scope. In example 2, users that have the most recent CRL that is complete for the scope as well as users who have the second most recent complete for scope CRL can use the same dCRL. Both sets of users have complete revocation information about the certificates for that given scope at the time of issuance of the dCRL being used.

In example 3, CRLs that are complete for the given scope are issued once a week as in example 1, but every dCRL references a base of revocation information 7 days prior to that dCRL.

An example of the use of indirect CRLs is not provided here, but is a superset of those examples.

These are examples only and other variants are also possible, depending on local policy. Some factors which might be considered when establishing that policy include: number of users and frequency accessing CRLs, replication of CRLs, load balancing for directory systems holding CRLs, performance, latency requirements, etc.

--`,,```,,,,````-`-`,,`,,`,`,,`---

Copyright International Organization for Standardization
Provided by IHS under license with ISO
No reproduction or networking permitted without license from IHS Not for Resale

Day	Example 1 – Delta references most recent CRL that is complete for given scope		Example 2 – Delta references second most recent CRL that is complete for given scope		Example 3 – Delta references 7-day-old revocation information	
	CRL complete for given scope	**Delta-CRL**	**CRL complete for given scope**	**Delta-CRL**	**CRL complete for given scope**	**Delta-CRL**
8	thisUpdate=day 8 nextUpdate=day 15 crlNumber=8	thisUpdate=day 8 nextUpdate=day 9 crlNumber=8 BaseCRLNumber=1	thisUpdate=day 8 nextUpdate=day 10 crlNumber=8	thisUpdate=day 8 nextUpdate=day 9 crlNumber=8 BaseCRLNumber=6	thisUpdate=day 8 nextUpdate=day 15 cRLNumber=8	thisUpdate=day 8 nextUpdate=day 9 cRLNumber=8 BaseCRLNumber= 1
9	not issued	thisUpdate=day 9 nextUpdate=day 10 crlNumber=9 BaseCRLNumber=8	not issued	thisUpdate=day 9 nextUpdate=day 10 crlNumber=9 BaseCRLNumber=6	not issued	thisUpdate=day 9 nextUpdate=day 10 cRLNumber=9 BaseCRLNumber= 2
10	not issued	thisUpdate=day 10 nextUpdate=day 11 crlNumber=10 BaseCRLNumber=8	thisUpdate=day 10 nextUpdate=day 12 crlNumber=10	thisUpdate=day 10 nextUpdate=day 11 crlNumber=10 BaseCRLNumber=8	not issued	thisUpdate=day 10 nextUpdate=day 11 cRLNumber=10 BaseCRLNumber= 3
11-14	Patterns continue as for previous days					
15	thisUpdate=day 15 nextUpdate=day 22 crlNumber=15	thisUpdate=day 15 nextUpdate=day 16 crlNumber=15 BaseCRLNumber=8	not issued	thisUpdate=day 15 nextUpdate=day 16 crlNumber=15 BaseCRLNumber=12	thisUpdate=day 15 nextUpdate=day 22 cRLNumber=15	thisUpdate=day 15 nextUpdate=day 16 cRLNumber=15 BaseCRLNumber= 8
16	not issued	thisUpdate=day 16 nextUpdate=day 17 crlNumber=16 BaseCRLNumber=15	thisUpdate=day 16 nextUpdate=day 18 crlNumber=16	thisUpdate=day 16 nextUpdate=day 17 crlNumber=16 BaseCRLNumber=14	not issued	thisUpdate=day 16 nextUpdate=day 17 cRLNumber=16 BaseCRLNumber= 9

Copyright International Organization for Standardization
Provided by IHS under license with ISO
No reproduction or networking permitted without license from IHS
Not for Resale

Annex D

Privilege policy and privilege attribute definition examples

(This annex does not form an integral part of this Recommendation | International Standard)

D.1 Introduction

Privilege policy defines, for privilege management, precisely when a privilege verifier should conclude that a presented set of privileges is sufficient in order that it may grant access (to the requested object, resource, application, etc.) to the privilege asserter. Formal specification of privilege policy can aid a privilege verifier with automated assessment of a privilege asserter's privileges against the sensitivity of the requested resource, since it includes the rules for determining the pass/fail of a privilege asserter's request, given their privilege and the sensitivity of the resource.

Because there are requirements to ensure the integrity of the privilege policy being used in those determinations, an identifier of the privilege policy, in the form of an object identifier, and a HASH of the entire privilege policy can be carried in signed objects, stored in directory entries, etc. However, no specific syntax used to define an instance of privilege policy is standardized in this Directory Specification.

D.2 Sample syntaxes

Privilege policy may be defined using any syntax, including plain text. In order to assist those defining privilege policies in understanding various options for the definitions, two sample syntaxes, which could be used for this purpose, are provided in this annex. It needs to be stressed that these are examples only and implementation of privilege management through the use of attribute certificates or the **subjectDirectoryAttributes** extension of public-key certificates are NOT required to support these or any other specific syntaxes.

D.2.1 First example

The following ASN.1 syntax is one example of a comprehensive and flexible tool for the definition of privilege policy.

```
PrivilegePolicySyntax ::= SEQUENCE {
        version         Version,
        ppe                     PrivPolicyExpression }

PrivPolicyExpression ::= CHOICE {
        ppPredicate     [0]     PrivPolicyPredicate,
        and                     [1]     SET SIZE (2..MAX) OF PrivPolicyExpression,
        or                      [2]     SET SIZE (2..MAX) OF PrivPolicyExpression,
        not                     [3]     PrivPolicyExpression,
        orderedPPE      [4]     SEQUENCE OF PrivPolicyExpression }
        -- Note: "sequence" defines the temporal order in which the
        -- privilege shall be examined

PrivPolicyPredicate ::= CHOICE {
present                 [0]     PrivilegeIdentifier,
equality                [1]     PrivilegeComparison, -- single/set-valued priv.
greaterOrEqual          [2]     PrivilegeComparison, -- single-valued priv.
lessOrEqual     [3]     PrivilegeComparison, -- single-valued priv.
subordinate     [4]     PrivilegeComparison, -- single-valued priv.
substrings              [5]     SEQUENCE {      -- single-valued priv.
        type                            PrivilegeType,
        initial                 [0]     PrivilegeValue OPTIONAL,
```


Copyright International Organization for Standardization
Provided by IHS under license with ISO
No reproduction or networking permitted without license from IHS Not for Resale

```
        any                     [1]     SEQUENCE OF PrivilegeValue,
        final                   [2]     PrivilegeValue OPTIONAL },
subsetOf                [6]     PrivilegeComparison, -- set-valued priv.
supersetOf              [7]     PrivilegeComparison, -- set-valued priv.
nonNullSetInter         [8]     PrivilegeComparison, -- set-valued priv.
approxMatch             [9]     PrivilegeComparison,
        -- single/set-valued priv. (approximation defined by application)
extensibleMatch         [10] SEQUENCE {
        matchingRule            OBJECT IDENTIFIER,
        inputs                  PrivilegeComparison } }

PrivilegeComparison ::= CHOICE {
        explicit        [0]     Privilege,
        -- the value(s) of an external privilege identified by
        -- Privilege.privilegeId is(are) compared with the value(s)
        -- explicitly provided in Privilege.privilegeValueSet
        byReference     [1]     PrivilegeIdPair }
        -- the value(s) of an external privilege identified by
        -- PrivilegeIdPair.firstPrivilege is(are) compared with
        -- the value(s) of a second external privilege identified by
        -- PrivilegeIdPair.secondPrivilege

Privilege ::= SEQUENCE {
        type            PRIVILEGE.&id ({SupportedPrivileges}),
        values  SET SIZE (0..MAX) OF
                        PRIVILEGE.&Type ({SupportedPrivileges} {@type}) }

SupportedPrivileges PRIVILEGE   ::=     { ... }

PRIVILEGE ::= ATTRIBUTE

-- Privilege is analogous to Attribute

PrivilegeIdPair ::= SEQUENCE {
        firstPrivilege  PrivilegeIdentifier,
        secondPrivilege         PrivilegeIdentifier }

PrivilegeIdentifier ::= CHOICE {
        privilegeType           [0]     PRIVILEGE.&id ({SupportedPrivileges}),
        xmlTag                  [1]     OCTET STRING,
        edifactField            [2]     OCTET STRING }
        -- PrivilegeIdentifier extends the concept of AttributeType to other
```

--`,,```,,,,````-`-`,,`,,`,`,,`---

Copyright International Organization for Standardization
Provided by IHS under license with ISO
No reproduction or networking permitted without license from IHS Not for Resale

-- (e.g., tagged) environments, such as XML and EDIFACT

Version ::= INTEGER { v1(0) }

A concrete example may help to clarify the creation and use of the above **PrivilegePolicy** construct.

Consider the privilege to approve a salary increase. For simplicity, assume that the policy to be enforced states that only Senior Managers and above can approve increases, and that an approval can only be given for a position lower than your own (e.g., a Director can approve an increase for a Senior Manager, but not for a Vice-President). For this example, assume that there are six possible ranks ("TechnicalStaff" = 0, "Manager" = 1, "Senior Manager" = 2, "Director" = 3, "Vice-President" = 4, "President" = 5).

Assume, furthermore, that the Attribute Type (the "privilege") identifying rank in an Attribute Certificate is OBJECT ID *OID-C* and that the Attribute Type (the "sensitivity") identifying rank in the database record whose salary field is to be modified is OBJECT ID *OID-D* (these would of course be replaced by real object identifiers in an actual implementation). The following Boolean expression denotes the desired "salary approval" policy (codifying this in a **PrivilegePolicy** expression is a relatively straightforward task):

AND (NOT (lessOrEqual (value corresponding to OID-C, value corresponding to OID-D))
subsetOf (value corresponding to OID-C, { 2, 3, 4, 5 }))

This policy encoding says that the rank of the approver shall be greater than (expressed as "NOT less-than-or-equal-to") the rank of the approvee AND that the rank of the approver shall be one of {Senior Manager, ..., President} in order for this Boolean expression to evaluate to TRUE. The first privilege comparison is "by reference", comparing the values corresponding to the Attribute Type "rank" for both entities involved. The second privilege comparison is "explicit"; here the value corresponding to the privilege "rank" for the approver is compared with an explicitly-included list of values. The privilege verifier in this situation, therefore, needs a construct codifying this policy along with two Attributes, one associated with the approver and one associated with the approvee. The approver's Attribute (which would be contained in an Attribute Certificate) may have the value {*OID-C* 3} and the approvee's Attribute (which may be contained in a database record) may have the value {*OID-D* 3}. Comparing the AttributeValue corresponding to the approver's Attribute Type (in this example, 3) with the Attribute Value corresponding to the approvee's Attribute Type (in this example, also 3) results in a FALSE for the "NOT lessOrEqual" expression, and so the first Director is denied the ability to approve a salary increase for the second Director. On the other hand, if the approvee's Attribute was {*OID-D* 1}, the Director would be granted the ability to approve the Manager's increase.

It is not difficult to conceive of useful additions to the above expression. For example, a third component of the '**and**' could be added saying that the environment variable "currentTime", read from the local clock and then encoded as an attribute of type OBJECT ID *OID-E*, shall be within a particular span specified explicitly in the expression as an attribute of type OBJECT ID *OID-F*. Thus, for example, salary updates may be permitted only if the above conditions are satisfied and the request takes place during business hours.

D.2.2 Second example

A security policy in its simplest form is a set of criteria for the provision of security services. With regard to access control, security policy is a subset of a higher system-level security policy that defines the means for enforcing access control policies between initiators and targets. The access control mechanisms need to permit communication where a specific policy permits; deny communication where a specific policy does not explicitly permit.

A security policy is the basis for the decisions made by the access control mechanisms. Domain-specific security policy information is conveyed via the Security Policy Information File (SPIF).

The SPIF is a signed object to protect it from unauthorized changes. The SPIF contains information used to interpret the access control parameters contained in the security label and the clearance attribute. The security policy identifier that appears in the clearance attribute needs to be associated with a specific implementation syntax and semantics as defined by the security policy. This implementation syntax associated with a specific security policy is maintained in a SPIF.

The SPIF conveys equivalencies between authorizations and sensitivities across security policy domains as determined by security policies, provides a printable representation of security labels, and maps displayable strings to security levels and categories for presentation to end users when selecting a data object's security attributes. Equivalency mappings are expressed such that a label generated under one security policy domain may be correctly interpreted by an application operating in another security policy domain. The SPIF also maps the clearance attribute to the message security label fields and the presentation labels that should be displayed to the user. This mapping, if successful, verifies that the intended recipient has the proper authorizations to accept the data object.

A SPIF contains a sequence of the following:

– **versionInformation** – indicates the version of the ASN.1 syntax.

Copyright International Organization for Standardization
Provided by IHS under license with ISO
No reproduction or networking permitted without license from IHS Not for Resale

- **updateInformation** – indicates the version of the syntax and semantics of the SPIF specification.
- **securityPolicyIdData** – identifies the security policy to which the SPIF applies.
- **privilegeId** – indicates the OID that identifies the syntax that is included in the clearance attribute security category.
- **rbacId** – object identifier which identifies the syntax of the security category that is used in conjunction with the SPIF.
- **securityClassifications** – maps the classification of the security label to a classification in the clearance attribute, and also provides equivalency mappings.
- **securityCategoryTagSets** – maps the security categories of the security label to the security categories in the clearance attribute, and also provides equivalency mappings.
- **equivalentPolicies** – consolidates all equivalent policies in the SPIF.
- **defaultSecurityPolicyIdData** – identifies the security policy which will apply if data is received without a security label.
- **extensions** – provides a mechanism to include additional capabilities as future requirements are identified.

The Security Policy Information File is defined in the following syntax:

```
SecurityPolicyInformationFile ::= SIGNED {SPIF}

SPIF ::= SEQUENCE {
    versionInformation                  VersionInformationData DEFAULT v1,
    updateInformation                   UpdateInformationData,
    securityPolicyIdData                ObjectIdData,
    privilegeId                             OBJECT IDENTIFIER,
    rbacId                              OBJECT IDENTIFIER,
    securityClassifications     [0]     SEQUENCE OF SecurityClassification OPTIONAL,
    securityCategories          [1]     SEQUENCE OF SecurityCategory  OPTIONAL,
    equivalentPolicies          [2]     SEQUENCE OF EquivalentPolicy  OPTIONAL,
    defaultSecurityPolicyIdData [3]     ObjectIdData OPTIONAL,
    extensions                          [4]     Extensions OPTIONAL }

VersionInformationData ::= INTEGER { v1(0) }

UpdateInformationData ::= SEQUENCE {
    sPIFVersionNumber           INTEGER,
    creationDate                GeneralizedTime,
    originatorDistinguishedName Name,
    keyIdentifier               OCTET STRING OPTIONAL }

ObjectIdData ::=    SEQUENCE {
    objectId                    OBJECT IDENTIFIER,
    objectIdName        UnboundDirectoryString }

SecurityClassification ::= SEQUENCE {
    labelAndCertValue           INTEGER,
    classificationName          DirectoryString {ubClassificationNameLength},
```

Copyright International Organization for Standardization
Provided by IHS under license with ISO
No reproduction or networking permitted without license from IHS Not for Resale

```
        equivalentClassifications   [0]   SEQUENCE OF EquivalentClassification OPTIONAL,
        hierarchyValue                    INTEGER,
        markingData                 [1]   SEQUENCE OF MarkingData OPTIONAL,
        requiredCategory                  [2]   SEQUENCE OF OptionalCategoryGroup OPTIONAL,
        obsolete                          BOOLEAN DEFAULT FALSE }

EquivalentClassification  ::=  SEQUENCE {
        securityPolicyId            OBJECT IDENTIFIER,
        labelAndCertValue   INTEGER,
        applied                     INTEGER {
                                          encrypt       (0),
                                          decrypt       (1),
                                          both          (2) } }

MarkingData ::= SEQUENCE {
        markingPhrase               DirectoryString {ubMarkingPhraseLength} OPTIONAL,
        markingCodes        SEQUENCE OF MarkingCode OPTIONAL }

MarkingCode ::= INTEGER {
        pageTop                           (1),
        pageBottom                  (2),
        pageTopBottom                     (3),
        documentEnd                 (4),
        noNameDisplay                     (5),
        noMarkingDisplay            (6),
        unused                      (7),
        documentStart                     (8),
        suppressClassName           (9)}

OptionalCategoryGroup ::= SEQUENCE {

operation               INTEGER {
                                  onlyOne           (1),
                                  oneOrMore   (2),
                                  all               (3)},
        categoryGroup       SEQUENCE OF OptionalCategoryData }

OptionalCategoryData  ::=  SEQUENCE {
        optCatDataId OC-DATA.&id({CatData}),
        categorydata  OC-DATA.&Type({CatData}{@optCatDataId }) }

OC-DATA ::= TYPE-IDENTIFIER
```


--`,,```,,,,````-`-`,,`,,`,`,,`---
Copyright International Organization for Standardization
Provided by IHS under license with ISO
No reproduction or networking permitted without license from IHS Not for Resale

```
CatData OC-DATA ::= { ... }

EquivalentPolicy ::= SEQUENCE {
        securityPolicyId            OBJECT IDENTIFIER,
        securityPolicyName  UnbounfDirectoryString OPTIONAL }

Extensions ::= SEQUENCE OF Extension

Extension ::= SEQUENCE {
        extensionId         EXTENSION.&objId ({ExtensionSet}),
        critical            BOOLEAN DEFAULT FALSE,
        extensionValue              OCTET STRING }
```

Note that the SPIF example is an evolving syntax and full definition and description of each element can be found in ITU-T Rec. X.841 | ISO/IEC 15816.

D.3 Privilege attribute example

The following example of an attribute to convey a particular privilege is provided purely as an illustration only. The actual specification of this syntax and associated attribute is contained in ITU-T Rec. X.501 | ISO/IEC 9594-2 clause 19.5. This particular attribute conveys clearance that can be associated with a named entity, including a DUA for purposes of communication with a DSA.

A clearance attribute associates a clearance with a named entity including DUAs.

```
clearance ATTRIBUTE ::= {
        WITH SYNTAX                 Clearance
        ID                          id-at-clearance }

Clearance ::= SEQUENCE {
        policyId                    OBJECT IDENTIFIER,
        classList                   ClassList DEFAULT {unclassified},
        securityCategories          SET SIZE (1MAX) OF SecurityCategory OPTIONAL}

ClassList ::= BIT STRING {
        unmarked                    (0),
        unclassified        (1),
        restricted                  (2),
        confidential        (3),
        secret              (4),
        topSecret                   (5) }
```

The individual components are described with the actual specification of this privilege in the referenced document.

--`,,```,,,,````-`-`,,`,,`,`,,`---

Copyright International Organization for Standardization
Provided by IHS under license with ISO
No reproduction or networking permitted without license from IHS
Not for Resale

Annex E

An introduction to public key cryptography[3)]

(This annex does not form an integral part of this Recommendation | International Standard)

In conventional cryptographic systems, the key used to encipher information by the originator of a secret message is the same as that used to decipher the message by the legitimate recipient.

In public key cryptosystems (PKCS), however, keys come in pairs, one key of which is used for enciphering and the other for deciphering. Each key pair is associated with a particular user X. One of the keys, known as the public key (Xp) is publicly known, and can be used by any user to encipher data. Only X, who possesses the complementary private key (Xs) may decipher the data. (This is represented notationally by D = Xs[Xp[D]]). It is computationally unfeasible to derive the private key from knowledge of the public key. Any user can thus communicate a piece of information which only X can find out, by enciphering it under Xp. By extension, two users can communicate in secret, by using each other's public key to encipher the data, as shown in Figure E.1.

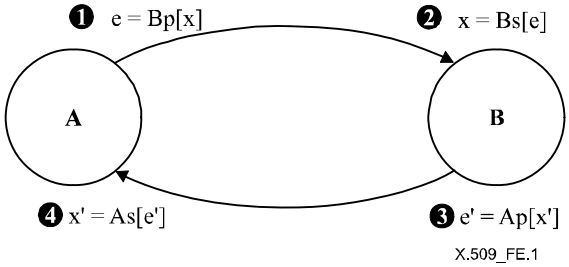

Figure E.1 – Use of a PKCS to exchange secret information

User A has public key Ap and private key As, and user B has another set of keys, Bp and Bs. A and B both know the public keys of each other, but are unaware of the private key of the other party. A and B may therefore exchange secret information with one another using the following steps (illustrated in Figure E.1).

1) A wishes to send some secret information x to B. A therefore enciphers x under B's enciphering key and sends the enciphered information e to B. This is represented by:

$$e = Bp[x]$$

2) B may now decipher this encipherment e to obtain the information x by using the secret decipherment key Bs. Note that B is the only possessor of Bs, and because this key may never be disclosed or sent, it is impossible for any other party to obtain the information x. The possession of Bs determines the identity of B. The decipherment operation is represented by:

$$x = Bs[e], \text{ or } x = Bs[Bp[x]]$$

3) B may now similarly send some secret information, x', to A, under A's enciphering key, Ap:

$$e' = Ap[x']$$

4) A obtains x' by deciphering e':

$$x' = As[e'], \text{ or } x' = As[Ap[x']]$$

---

3) For further information, see:

DIFFIE (W.) and HELLMAN (M.E.): New Directions in Cryptography, *IEEE Transactions on Information Theory*, IT-22, No. 6, November 1976.

Copyright International Organization for Standardization
Provided by IHS under license with ISO
No reproduction or networking permitted without license from IHS Not for Resale

By this means, A and B have exchanged secret information x and x'. This information may not be obtained by anyone other than A and B, providing that their private keys are not revealed.

Such an exchange can, as well as transferring secret information between the parties, serve to verify their identities. Specifically, A and B are identified by their possession of the secret deciphering keys, As and Bs respectively. A may determine if B is in possession of the secret deciphering key, Bs, by having returned part of his information x in B's message x'. This indicates to A that communication is taking place with the possessor of Bs. B may similarly test the identity of A.

It is a property of some PKCS that the steps of decipherment and encipherment can be reversed, as in D = Xp[Xs[D]]. This allows a piece of information which could only have been originated by X, to be readable by any user (who has possession of Xp). This can, therefore, be used in the certifying of the source of information, and is the basis for digital signatures. Only PKCS which have this (permutability) property are suitable for use in this authentication framework. One such algorithm is described in Annex D.

Copyright International Organization for Standardization
Provided by IHS under license with ISO
No reproduction or networking permitted without license from IHS
Not for Resale

Annex F

Reference definition of algorithm object identifiers

(This annex forms an integral part of this Recommendation | International Standard)

This annex defines object identifiers assigned to authentication and encryption algorithms, in the absence of a formal register. It is intended to make use of such a register as it becomes available. The definitions take the form of the ASN.1 module, **AlgorithmObjectIdentifiers**.

```
AlgorithmObjectIdentifiers {joint-iso-itu-t ds(5) module(1) algorithmObjectIdentifiers(8) 6}
DEFINITIONS ::=
BEGIN

-- EXPORTS All --
-- The types and values defined in this module are exported for use in the other ASN.1 modules contained
-- within the Directory Specifications, and for the use of other applications which will use them to access
-- Directory services. Other applications may use them for their own purposes, but this will not constrain
-- extensions and modifications needed to maintain or improve the Directory service.

IMPORTS

    algorithm, authenticationFramework
        FROM UsefulDefinitions {joint-iso-itu-t ds(5) module(1) usefulDefinitions(0) 6}

    ALGORITHM
        FROM AuthenticationFramework authenticationFramework          ;

-- categories of object identifier --

encryptionAlgorithm OBJECT IDENTIFIER     ::=    {algorithm 1}
hashAlgorithm       OBJECT IDENTIFIER     ::=    {algorithm 2}
signatureAlgorithm  OBJECT IDENTIFIER     ::=    {algorithm 3}

-- synonyms --
id-ea               OBJECT IDENTIFIER     ::=    encryptionAlgorithm
id-ha               OBJECT IDENTIFIER     ::=    hashAlgorithm
id-sa               OBJECT IDENTIFIER     ::=    signatureAlgorithm

-- algorithms --

rsa  ALGORITHM  ::=  {
    KeySize
    IDENTIFIED BY    id-ea-rsa }

KeySize  ::=  INTEGER
```


Copyright International Organization for Standardization
Provided by IHS under license with ISO
No reproduction or networking permitted without license from IHS Not for Resale

-- the following object identifier assignments reserve values assigned to deprecated functions

id-ea-rsa OBJECT IDENTIFIER ::= {id-ea 1}

id-ha-sqMod-n OBJECT IDENTIFIER ::= {id-ha 1}

id-sa-sqMod-nWithRSA OBJECT IDENTIFIER ::= {id-sa 1}

END -- *AlgorithmObjectIdentifiers*

Copyright International Organization for Standardization
Provided by IHS under license with ISO
No reproduction or networking permitted without license from IHS
Not for Resale

Annex G

Examples of use of certification path constraints

(This annex does not form an integral part of this Recommendation | International Standard)

G.1 Example 1: Use of basic constraints

Suppose the Widget Corporation wants to cross-certify the central CA of the Acme Corporate Group, but only wants the Widget community to use end-entity certificates issued by that CA, not certificates issued by other CAs certified by that CA.

The Widget Corporation could satisfy this requirement by issuing a certificate for Acme's central CA, including the following extension field value:

Value of Basic Constraints Field:

{ cA TRUE, pathLenConstraint 0 }

G.2 Example 2: Use of policy mapping and policy constraints

Suppose the following cross-certification scenario is required between the Canadian and U.S. governments:

a) a Canadian government CA wishes to certify use of U.S. government signatures with respect to a Canadian policy called *Can/US-Trade*;

b) the U.S. government has a policy called *US/Can-Trade*, which the Canadian government is prepared to consider equivalent to its *Can/US-Trade* policy;

c) the Canadian government wants to apply safeguards which require all U.S. certificates to explicitly state support for the policy and which inhibit mapping to other policies within the U.S. domain.

A Canadian government CA could issue a certificate for a U.S. government CA with the following extension field values:

Value of Certificate Policies Field:

{{ policyIdentifier -- *object identifier for Can/US-Trade* -- **}}**

Value of Policy Mappings Field:

{{ issuerDomainPolicy -- *object identifier for Can/US-Trade* -- **,**

subjectDomainPolicy -- *object identifier for US/Can-Trade* -- **}}**

Value of PolicyConstraints Field:

{{ policySet { -- *object identifier for Can/US-Trade* -- **}, requireExplicitPolicy (0),**

inhibitPolicyMapping (0)}}

G.3 Use of Name Constraints Extension

G.3.1 Examples of Certificate Format with Name Constraints Extension

CAs can impose various restrictions on the subject names (in the **subject** field or **subjectAltName** extension) of subsequent certificates in the certification path, by including the Name Constraints extension in CA-certificates they issue. This subclause describes examples of CA-certificates including the Name Constraints extension, along with an indication of the requirements for subsequent certificates to be acceptable in a related certification path.

To simplify these examples, only the DN (**directoryName**) name form is used in the Name Constraints extension.

G.3.1.1 Examples of *permittedSubtrees*

(1-1) If the CA-certificate contains the following Name Constraints extension, for all subsequent certificates in the certification path, each subject name (in the **subject** field or **subjectAltName** extension) in DN name form, if

--`,,```,,,,````-`-`,,`,,`,`,,`---
Copyright International Organization for Standardization
Provided by IHS under license with ISO
No reproduction or networking permitted without license from IHS Not for Resale

it exists, shall be equal to or subordinate to the Acme Inc. in U.S. (i.e., {C=US, O=Acme Inc}) for that certificate to be acceptable.

nameConstraints extension	
permittedSubtrees	**excludedSubtrees**
{{base(directoryName) {C=US, O=Acme Inc}}}	(void)

(1-2) If the CA-certificate contains the following Name Constraints extension, for all subsequent certificates in the certification path, each subject name (in the **subject** field or **subjectAltName** extension) in DN name form, if it exists, shall be equal to or immediately subordinate to the Acme Inc. in U.S. (i.e., {C=US, O=Acme Inc}) for that certificate to be acceptable.

nameConstraints extension	
permittedSubtrees	**excludedSubtrees**
{{base(directoryName) {C=US, O=Acme Inc}, maximum 1}}	(void)

(1-3) If the CA-certificate contains the following Name Constraints extension, for all subsequent certificates in the certification path, each subject name (in the **subject** field or **subjectAltName** extension) in DN name form, if it exists, shall be subordinate to the Acme Inc. in U.S. (i.e., {C=US, O=Acme Inc}) for that certificate to be acceptable.

nameConstraints extension	
permittedSubtrees	**excludedSubtrees**
{{base(directoryName) {C=US, O=Acme Inc}, minimum 1}}	(void)

(1-4) If the CA-certificate contains the following Name Constraints extension, for all subsequent certificates in the certification path, each subject name (in the **subject** field or **subjectAltName** extension) in DN name form, if it exists, shall be equal to or subordinate to the Acme Inc. in U.S. (i.e., {C=US, O=Acme Inc}), or equal to or subordinate to the Acme Ltd. in U.K. (i.e., {C=UK, O=Acme Ltd}) for that certificate to be acceptable.

nameConstraints extension	
permittedSubtrees	**excludedSubtrees**
{{base(directoryName) {C=US, O=Acme Inc}}, {base(directoryName) {C=UK, O=Acme Ltd}}}	(void)

G.3.1.2 Examples of *excludedSubtrees*

(2-1) If the CA-certificate contains the following Name Constraints extension, for all subsequent certificates in the certification path, each subject name (in the **subject** field or **subjectAltName** extension) in DN name form, if it exists, shall not be equal to nor subordinate to the Acme Corp. in Canada. (i.e., {C=CA, O=Acme Corp}) for that certificate to be acceptable.

Copyright International Organization for Standardization
Provided by IHS under license with ISO
No reproduction or networking permitted without license from IHS Not for Resale

nameConstraints extension	
permittedSubtrees	**excludedSubtrees**
(void)	**{{base(directoryName) {C=CA, O=Acme Corp}}}**

(2-2) If the CA-certificate contains the following Name Constraints extension, for all subsequent certificates in the certification path, each subject name (in the **subject** field or **subjectAltName** extension) in DN name form, if it exists, shall not be subordinate to each immediately subordinate of the Acme Corp. in Canada (i.e., {C=CA, O=Acme Corp}) for that certificate to be acceptable.

nameConstraints extension	
permittedSubtrees	**excludedSubtrees**
(void)	**{{base(directoryName) {C=CA, O=Acme Corp}, minimum 2}}**

(2-3) If the CA-certificate contains the following Name Constraints extension, for all subsequent certificates in the certification path, each subject name (in the **subject** field or **subjectAltName** extension) in DN name form, if it exists, shall not be equal to the Acme Corp. in Canada (i.e., {C=CA, O=Acme Corp}) for that certificate to be acceptable.

nameConstraints extension	
permittedSubtrees	**excludedSubtrees**
(void)	**{{base(directoryName) {C=CA, O=Acme Corp}, maximum 0}}**

(2-4) If the CA-certificate contains the following Name Constraints extension, for all subsequent certificates in the certification path, each subject name (in the **subject** field or **subjectAltName** extension) in DN name form, if it exists, shall not be equal to nor subordinate to the Acme Corp. in Canada (i.e., {C=CA, O=Acme Corp}), nor equal to nor subordinate to the Asia Acme in Japan (i.e., {C=JP, O=Asia Acme}) for that certificate to be acceptable.

nameConstraints extension	
permittedSubtrees	**excludedSubtrees**
(void)	**{{base(directoryName) {C=CA, O=Acme Corp}}, {base(directoryName) {C=JP, O=Asia Acme}}}**

G.3.1.3 Examples of permittedSubtrees and excludedSubtrees

(3-1) If the CA-certificate contains the following Name Constraints extension, for all subsequent certificates in the certification path, each subject name (in the **subject** field or **subjectAltName** extension) in DN name form, if it exists, shall be equal to or subordinate to the Acme Inc. in U.S. (i.e., {C=US, O=Acme Inc}) except the R&D organization unit of Acme Inc. and the R&D organization's subordinates for that certificate to be acceptable.

Copyright International Organization for Standardization
Provided by IHS under license with ISO
No reproduction or networking permitted without license from IHS Not for Resale

nameConstraints extension	
permittedSubtrees	**excludedSubtrees**
{{base(directoryName) {C=US, O=Acme Inc}}}	**{{base(directoryName) {C=US, O=Acme Inc, OU=R&D}}}**

(3-2) If the CA-certificate contains the following Name Constraints extension, for all subsequent certificates in the certification path, each subject name (in the **subject** field or **subjectAltName** extension) in DN name form, if it exists, shall be equal to one of immediately subordinates to the Acme Inc. in U.S. (i.e., {C=US, O=Acme Inc}) except the Purchasing organization unit (i.e., {C=US, O=Acme Inc, OU=Purchasing}) for that certificate to be acceptable.

nameConstraints extension	
permittedSubtrees	**excludedSubtrees**
{{base(directoryName) {C=US, O=Acme Inc}, minimum 1, maximum 1}}	**{{base(directoryName) {C=US, O=Acme Inc, OU=Purchasing}}}**

G.3.2 Examples of Certificate Handling with Name Constraint Extension

This subclause describes examples of how subject names (in the **subject** field or **subjectAltName** extension) are validated during certificate processing with the path processing state variables, namely *permitted-subtrees* and *excluded-subtrees.*

To simplify these examples, only the DN (**directoryName**) and rfc822 name (**rfc822Name**) name forms are used in the Name Constraints extension.

G.3.2.1 Name Spaces Constraints by *permitted-subtrees* in DN Name Form

In this case, for the certificate to be acceptable, each subject name (in the **subject** field or **subjectAltName** extension) in DN name form appearing in the certificate in question shall satisfy the constraint imposed by path processing state variable *permitted-subtrees*.

(1-1) One permitted subtree for DN is present.

Path Processing State Variables	
permitted-subtrees	*excluded-subtrees*
{{**base**(**directoryName**) {C=US, O=Acme Inc}}}	NONE

Acceptable Certificate Examples

1	**subject** = {C=US, O=Acme Inc, OU=Purchasing}
2	**subject** = {} **subjectAltName**(**directoryName**) = {C=US, O=Acme Inc, OU=Purchasing}
3	**subject** = {C=US, O=Acme Inc, OU=Purchasing} **subjectAltName** (**rfc822Name**) = manager@purchasing.acme.com
4	**subject** = {} **subjectAltName** (**directoryName**) = {C=US, O=Acme Inc, OU=Purchasing} **subjectAltName** (**rfc822Name**) = manager@purchasing.acme.com
5	**subject** = {} **subjectAltName** (**rfc822Name**) = manager@purchasing.acme.com
6	**subject** = {C=US, O=Acme Inc, OU=Purchasing} **subjectAltName** (**directoryName**) = {C=US, O=Acme Inc, OU=Accounting}

--`,,```,,,,````-`-`,,`,,`,`,,`---

Copyright International Organization for Standardization
Provided by IHS under license with ISO
No reproduction or networking permitted without license from IHS Not for Resale

Unacceptable Certificate Examples

1	**subject** = {C=US, O=*Acme Ltd*, OU=Purchasing}
2	**subject** = {C=US, O=Acme Inc, OU=Purchasing} **subjectAltName** (**directoryName**) = {C=US, O=*Acme Ltd*, OU=Purchasing}
3	**subject** = {C=US, O=*Acme Ltd*, OU=Purchasing} **subjectAltName** (**directoryName**) = {C=US, O=Acme Inc, OU=Purchasing}
4	**subject** = {C=US, O=*Acme Ltd*, OU=Purchasing} **subjectAltName** (**directoryName**) = {C=US, O=*Acme Ltd*, OU=Accounting}

(1-2) Two permitted subtrees for DN are present.

Path Processing State Variables	
permitted-subtrees	*excluded-subtrees*
{{**base**(**directoryName**) {C=US, O=Acme Inc}}, {**base**(**directoryName**) {C=US, O=Acme Ltd}}}	NONE

Acceptable Certificate Examples

1	**subject** = {C=US, O=Acme Ltd, OU=Purchasing}
2	**subject** = {} **subjectAltName**(**directoryName**) = {C=US, O=Acme Ltd, OU=Purchasing}
3	**subject** = {C=US, O=Acme Ltd, OU=Purchasing} **subjectAltName**(**rfc822Name**) = manager@purchasing.acme-ltd.com
4	**subject** = {} **subjectAltName**(**directoryName**) = {C=US, O=Acme Inc, OU=Purchasing} **subjectAltName**(**directoryName**) = {C=US, O=Acme Ltd, OU=Purchasing} **subjectAltName**(**rfc822Name**) = manager@purchasing.acme.com
5	**subject** = {C=US, O=Acme Ltd, OU=Purchasing} **subjectAltName**(**directoryName**) = {C=US, O=Acme Ltd, OU= Accounting}
6	**subject** = {} **subjectAltName**(**rfc822Name**) = manager@purchasing.acme.com

Unacceptable Certificate Examples

1	**subject** = {C=US, O=*Acme International*, OU=Accounting}
2	**subject** = {C=US, O=Acme Inc, OU=Purchasing} **subjectAltName**(**directoryName**) = {C=US, O=*Acme International*, OU=Accounting}
3	**subject** = {C=US, O=*Acme International*, OU=Accounting} **subjectAltName**(**directoryName**) = {C=US, O=Acme Inc, OU=Purchasing}
4	**subject** = {C=US, O=*Acme International*, OU=Accounting} **subjectAltName**(**directoryName**) = {C=US, O=*Acme Corp*, OU=Accounting}
5	**subject** = {} **subjectAltName**(**directoryName**) = {C=US, O=Acme Inc, OU=Purchasing} **subjectAltName**(**directoryName**) = {C=US, O=*Acme International*, OU=Accounting} **subjectAltName**(**rfc822Name**) = manager@purchasing.acme.com

G.3.2.2 Name Spaces Constraints by *excluded-subtrees* in DN Name Form

In this case, for the certificate to be acceptable, each subject name (in the **subject** field or **subjectAltName** extension) in DN name form appearing in the certificate in question shall satisfy the constraint by path processing state variable *excluded-subtrees*.

Copyright International Organization for Standardization
Provided by IHS under license with ISO
No reproduction or networking permitted without license from IHS Not for Resale

(2-1) One excluded subtree for DN is present.

Path Processing State Variables	
permitted-subtrees	*excluded-subtrees*
NONE	{{**base**(**directoryName**) {C=US, O=Acme Ltd}}}

Acceptable Certificate Examples

1	**subject** = {C=US, O=Acme Inc, OU=Purchasing}
2	**subject** = {} **subjectAltName**(**directoryName**) = {C=US, O=Acme Inc, OU=Purchasing}
3	**subject** = {C=US, O=Acme Inc, OU=Purchasing} **subjectAltName**(**rfc822Name**) = manager@purchasing.acme.com
4	**subject** = {} **subjectAltName**(**directoryName**) = {C=US, O=Acme Inc, OU=Purchasing} **subjectAltName**(**rfc822Name**) = manager@purchasing.acme.com
5	**subject** = {C=US, O=Acme Inc, OU=Purchasing} **subjectAltName**(**directoryName**) = {C=US, O=Acme Inc, OU=Accounting}
6	**subject** = {} **subjectAltName**(**rfc822Name**) = manager@purchasing.acme.com

Unacceptable Certificate Examples

1	**subject** = {C=US, O=*Acme Ltd*, OU=Purchasing}
2	**subject** = {C=US, O=Acme Inc, OU=Purchasing} **subjectAltName**(**directoryName**) = {C=US, O=*Acme Ltd*, OU=Accounting}

(2-2) Two excluded subtrees for DN are present.

Path Processing State Variables	
permitted-subtrees	*excluded-subtrees*
NONE	{{**base**(**directoryName**) {C=US, O=Acme Inc}}, {**base**(**directoryName**) {C=US, O=Acme Ltd}}}

Acceptable Certificate Examples

1	**subject** = {C=US, O=Acme International, OU=Purchasing}
2	**subject** = {} **subjectAltName**(**directoryName**) = {C=US, O=Acme International, OU=Purchasing}
3	**subject** = {C=US, O=Acme International, OU=Purchasing} **subjectAltName**(**rfc822Name**) = purchasing@acme-international.com
4	**subject** = {} **subjectAltName**(**directoryName**) = {C=US, O=Acme International, OU=Purchasing} **subjectAltName**(**directoryName**) = {C=US, O=Acme N.Y, OU=Purchasing} **subjectAltName**(**rfc822Name**) = purchasing@acme-international.com
5	**subject** = {} **subjectAltName**(**rfc822Name**) = purchasing@acme-international.com

Copyright International Organization for Standardization
Provided by IHS under license with ISO
No reproduction or networking permitted without license from IHS Not for Resale

Unacceptable Certificate Examples

1	**subject** = {C=US, O=*Acme Inc*, OU=Purchasing}
2	**subject** = {C=US, O=*Acme Ltd*, OU=Purchasing}
3	**subject** = {C=US, O=*Acme Inc*, OU=Purchasing} **subjectAltName**(**directoryName**) = {C=US, O=Acme International, OU=Accounting}
4	**subject** = {} **subjectAltName**(**directoryName**) = {C=US, O=*Acme Inc*, OU=Purchasing} **subjectAltName**(**directoryName**) = {C=US, O=Acme International, OU=Purchasing} **subjectAltName**(**rfc822Name**) = purchasing@acme-international.com

G.3.2.3 Name Spaces Constraints by *permitted-subtrees* in Multiple Name Forms

In this case, for the certificate to be acceptable, each subject name (in the **subject** field or **subjectAltName** extension) in DN name form or rfc822 name form appearing in the certificate in question shall satisfy the constraint by path processing state variable *permitted-subtrees*.

One permitted subtree for DN and another permitted subtree **rfc822Name** are present.

Path Processing State Variables	
permitted-subtrees	*excluded-subtrees*
{{**base**(**directoryName**) {C=US, O=Acme Inc}}, {**base**(**rfc822Name**) {.acme.com}}}	NONE

Acceptable Certificate Examples

1	**subject** = {C=US, O=Acme Inc, OU=Purchasing}
2	**subject** = {C=US, O=Acme Inc, OU=Purchasing} **subjectAltName**(**rfc822Name**) = manager@purchasing.acme.com
3	**subject** = {C=US, O=Acme Inc, OU=Purchasing} **subjectAltName**(**directoryName**) = {C=US, O=Acme Inc, OU=Accounting}
4	**subject** = {} **subjectAltName**(**rfc822Name**) = manager@purchasing.acme.com
5	**subject** = {} **subjectAltName**(**uniformResourceIdentifier**) = http://purchasing.www.acme-inc.com
6	**subject** = {C=US, O=Acme Inc, OU=Purchasing} **subjectAltName**(**uniformResourceIdentifier**) = http://purchasing.www.acme-inc.com

Unacceptable Certificate Examples

1	**subject** = {C=US, O=*Acme Ltd*, OU=Purchasing}
2	**subject** = {C=US, O=*Acme Ltd*, OU=Purchasing} **subjectAltName**(**rfc822Name**) = *manager@purchasing.acme.com*
3	**subject** = {C=US, O=*Acme Inc*, OU=Purchasing} **subjectAltName**(**rfc822Name**) = *manager@purchasing.acme-inc.com*
4	**subject** = {C=US, O=*Acme Ltd*, OU=Purchasing} **subjectAltName**(**rfc822Name**) = *manager@purchasing.acme-ltd.com*

Copyright International Organization for Standardization
Provided by IHS under license with ISO
No reproduction or networking permitted without license from IHS Not for Resale

G.3.2.4 Name Spaces Constraints by *excluded-subtrees* in Multiple Name Forms

In this case, for the certificate to be acceptable, each subject name (in the **subject** field or **subjectAltName** extension) in DN name form or rfc822 name form appearing in the certificate in question shall satisfy the constraint by path processing state variable *excluded-subtrees*.

Path Processing State Variables	
permitted-subtrees	*excluded-subtrees*
NONE	{{**base**(**directoryName**) {C=US, O=Acme Inc}}, {**base**(**rfc822Name**) {.acme.com}}}

Acceptable Certificate Examples

1	**subject** = {C=US, O=Acme Ltd, OU=Purchasing}
2	**subject** = {} **subjectAltName**(**rfc822Name**) = manager@purchasing.acme-ltd.com
3	**subject** = {C=US, O=Acme Ltd, OU=Purchasing} **subjectAltName**(**rfc822Name**) = manager@purchasing.acme-ltd.com
4	**subject** = {} **subjectAltName**(**uniformResourceIdentifier**) = http://purchasing.www.acme-inc.com
5	**subject** = {C=US, O=Acme Ltd, OU=Purchasing} **subjectAltName**(**uniformResourceIdentifier**) = http://purchasing.www.acme-ltd.com

Unacceptable Certificate Examples

1	**subject** = {C=US, O=*Acme Inc*, OU=Purchasing}
2	**subject** = {} **subjectAltName**(**rfc822Name**) = *manager@purchasing.acme.com*
3	**subject** = {C=US, O=Acme Ltd, OU=Purchasing} **subjectAltName**(**rfc822Name**) = *manager@purchasing.acme.com*
4	**subject** = {C=US, O=*Acme Inc*, OU=Purchasing} **subjectAltName**(**rfc822Name**) = manager@purchasing.acme-inc.com
5	**subject** = {C=US, O=*Acme Inc*, OU=Purchasing} **subjectAltName**(**rfc822Name**) = *manager@purchasing.acme.com*
6	**subject** = {C=US, O=Acme Ltd, OU=Purchasing} **subjectAltName**(**directoryName**) = {C=US, O=*Acme Inc*, OU=Accounting}

G.3.3 Examples where multiple Cross Certificates with Name Constraint Extension are needed

In some cases, it may be required that more than one certificate be issued from a CA to another CA in order to achieve the desired results. This might be the case if some of the name constraints requirements conflict, or if the disjunctive evaluation of different name forms is required.

G.3.3.1 Conflicting Name Space Constraints Requirements

Assume the Acme Corporation has 20 branches in the U.S.

The Widget Corporation wants to cross-certify the central CA of Acme Corporation, but only wants the Widget community to use Acme certificates for subjects that meet the following criteria:

- Branch1 to Branch19 of Acme Corporation, all sections are acceptable as subjects;
- Branch20 of Acme Corporation, all sections are unacceptable as subjects except for subjects in the Purchasing Section.

This could be achieved by issuing two certificates as follows: the first certificate would have a **permittedSubtrees** of {base: C=US, O=Acme} and an **excludedSubtrees** of {base: C=US, O=Acme, OU=branch20}. The second certificate would have a **permittedSubtrees** of {base: C=US, O=Acme, OU=branch20, OU=Purchasing}.

Copyright International Organization for Standardization
Provided by IHS under license with ISO
No reproduction or networking permitted without license from IHS Not for Resale

G.3.3.2 Disjunctive evaluation of Name Space Constraints

Assume that the CA of one organization X issues certificates containing Internet domain names under the subtree x.com, whilst another CA of organization Y issues certificates containing X.500 distinguished names under the subtree o=y, c=US. Assume further that the CA of organization A has cross certified the CAs of both organizations X and Y and that a third CA of organization B wishes to cross certify CA A and in addition to trust the certificates that are issued by CAs X and Y. If CA B issues one cross certificate to CA A containing a name constraints extension with permitted subtrees of x.com and o=y,c=US (in addition to the name space of CA A) then if either CA X or CA Y add additional name forms to their certificates that contain either distinguished names or domain names (respectively) then their certificates will no longer be valid for relying parties who have CA B as their trust anchor. One solution to this problem is that CA B should issue two cross certificates to CA A, one containing a name constraints extension with the permitted subtree of x.com, and the other containing the permitted subtree of o=y,c=US.

Copyright International Organization for Standardization
Provided by IHS under license with ISO
No reproduction or networking permitted without license from IHS Not for Resale

Annex H

Guidance on determining for which policies a certification path is valid

(This annex does not form an integral part of this Recommendation | International Standard)

The purpose of this annex is to provide guidance for PKI-enabled applications with respect to control of the certificate policy-related processing of certificate path validation. Control of certificate policy-related processing by the PKI through the contents of certificates is described in the Certificate Path Processing Procedure clause of this Specification.

This annex addresses initialization of two of the policy-related inputs in the path processing procedure: *initial-policy-set* and *initial-explicit-policy*. In addition to these, the *initial-policy-mapping-inhibit* and *initial-inhibit-any-policy* inputs to the procedure, which can also be initialized by the user, impact the processing of policy-related information during path processing; however, these are outside the scope of this annex. Setting the *initial-policy-mapping-inhibit* to **TRUE** prevents policy mappings from being used in successful path validations. Setting the *initial-inhibit-any-policy* to **TRUE** prevents the special OID for **anyPolicy**, if present in a certificate, from being an acceptable match for a specific policy OID.

The term "user" in this annex can be used to mean a "human user" or a PKI-enabled "application".

The following scenarios are envisioned:

1) The user requires that the certification path be valid for one of the policies of interest to the user.
2) The user requires that the certification path be valid for at least a policy, but the user does not care which policy it is. This scenario should (can) be used when the user intends to do additional policy processing using other contextual information and information content, to determine if one of the policies the certification path is valid for is acceptable to the user for the particular transaction.
3) The user has no policy-related requirements on the certification path. In other words, the user is willing to accept a certification path that is not valid for any policy, but is otherwise valid.
4) The user desires that the certification path be valid for one of the policies of interest to the user, but failing that, wants the opportunity to reconsider paths that are not valid for the policies of interest to the user. This scenario should (can) be used when the user generally requires the certification path to be valid for a policy acceptable to the user, but based on other contextual information and information content, the user may wish to override policy failure.

The following clauses describe how the user should go about obtaining the desired information from a compliant path validation engine.

H.1 Certification path valid for a user-specified policy required

In this scenario, the user requires that the certification path be valid for one of the policies of interest to the user. In order to obtain the desired information, the user should set the policy processing related certification path validation inputs as follows:

initial-policy-set = {set of policies of interest to the user}

initial-explicit-policy = **TRUE**

If the path validation is successful, the certification path is valid for at least one of the policies of interest to the user. The certification path is valid for the policies listed in the *user-constrained-policy-set* output variable.

Under this scenario, applications should not use a certification path if it is rejected by a path validation engine for certificate policy-related failures[4)].

---

4) A path validation failure is a certificate policy-related failure when failure is caused by the certificate policy-related extension(s) or certificate policy-related state variable(s). The certificate policy-related extensions are: **certificatePolicies, policyMappings, policyConstraints,** and **inhibitAnyPolicy**. Certificate policy-related state variables are: *authorities-constrained-policy-set, explicit-policy-indicator, policy-mapping-inhibit-indicator,* and *inhibit-any-policy-indicator.*

Copyright International Organization for Standardization
Provided by IHS under license with ISO
No reproduction or networking permitted without license from IHS Not for Resale

H.2 Certification path valid for any policy required

In this scenario, the user requires that the certification path be valid for at least a policy, but the user does not care which policy it is. In order to obtain the desired information, the user should set the policy processing related certification path validation inputs as follows:

initial-policy-set = {**anyPolicy**}

initial-explicit-policy = **TRUE**

If the path validation is successful, the certification path is valid for at least a policy. The certification path is valid for the policies listed in the *user-constrained-policy-set* output variable.

Under this scenario, applications should not use a certification path if it is rejected by a path validation engine for certificate policy-related failures.

H.3 Certification path valid regardless of policy

In this scenario, the user has no policy-related requirements on the certification path. In order to obtain the desired information, the user should set the policy processing related certification path validation inputs as follows:

initial-policy-set = {**anyPolicy**}

initial-explicit-policy = **FALSE**

If the path validation is successful, the certification path is valid for the policies listed in the *user-constrained-policy-set* output variable.

Under this scenario, applications should not use a certification path if it is rejected by a path validation engine for certificate policy-related failures.

It should be noted that in this scenario, the certification path can have policy-related failure. An example is if the infrastructure (i.e., a CA certificate in the certification path) causes the setting of *explicit-policy-indicator*. In this case, if the path is not valid for any policy, i.e., *authorities-constrained-policy-set* is empty, a compliant path validation engine will return a failure. Applications should reject the certification path for failure of this type.

H.4 Certification path valid for a user-specific policy desired, but not required

In this scenario, the user desires that the certification path be valid for one of the policies of interest to the user, but does not want to reject paths that are not valid for any of the policies of interest to the user. In order to obtain the desired information, the user should set the policy processing related certification path validation inputs as follows:

initial-policy-set = {set of policies of interest to the user}

initial-explicit-policy = **FALSE**

If the path validation is successful, the certification path is valid for the policies listed in the *user-constrained-policy-set* output variable. The *user-constrained-policy-set* is a subset of the *initial-policy-set*. Please note that *user-constrained-policy-set* could be **NULL** in this case when *explicit-policy-indicator* is not set. The application should examine the returned *user-constrained-policy-set* to determine if the path is acceptable to the user.

Applications should reject the certification path for policy-related failure caused by the infrastructure in this scenario, (i.e., when the *authorities-constrained-policy-set* is empty and the *explicit-policy-indicator* is set).

It should be noted that in this scenario, the certification path can have policy-related failure. An example is if the infrastructure (i.e., a CA certificate in the certification path) causes the setting of *explicit-policy-indicator*. In this case, if the path is not valid for any policy, i.e., *authorities-constrained-policy-set* is empty, a compliant path validation engine will return a failure. Applications should reject the certification path for failure of this type.

Another example is the combination of the user input and infrastructure causes policy-related failure. This occurs when a CA certificate in the certification path causes the setting of *explicit-policy-indicator*, *authorities-constrained-policy-set* is not empty, and *user-constrained-policy-set* is empty. Compliant path validation engine will return a failure. Under these conditions, if the only reason for the path validation engine returning a failure is that the *user-constrained-policy-set* is empty, applications may choose to override that failure and accept the certification path. Authority imposed constraints are still respected, by virtue of the *authorities-constrained-policy-set* not being empty. Acceptance of this path by an application is equivalent to the application re-submitting the path to the validation engine with *initial-policy-set* equal to **anyPolicy** initial-explicit-policy equal to **FALSE**, and examining the returned *user-constrained-policy-set* to determine if the path is acceptable.

Copyright International Organization for Standardization
Provided by IHS under license with ISO
No reproduction or networking permitted without license from IHS Not for Resale

Annex I

Key usage certificate extension issues

(This annex does not form an integral part of this Recommendation | International Standard)

Combining the **contentCommitment** bit in the keyUsage certificate extension with other keyUsage bits may have security implications depending on the security environment in which the certificate is to be used. If the subject's environment can be fully controlled and trusted, then there are no specific security implications. For example, in cases where the subject is fully confident about exactly which data is signed or cases where the subject is fully confident about the security characteristics of the authentication protocol being used. If the subject's environment is not fully controlled or not fully trusted, then unintentional signing of commitments is possible. Examples include the use of badly formed authentication exchanges and the use of a rogue software component. If untrusted environments are used by a subject, these security implications can be limited through use of the following measures:

- to not combine **contentCommitment** key usage setting in certificates with any other key usage setting and to use the corresponding private key only with this certificate;
- to limit the use of private keys associated with certificates that have the **contentCommitment** key usage bit set, to environments which are considered adequately controlled and trustworthy.

--`,,```,,,,````-`-`,,`,,`,`,,`---

Copyright International Organization for Standardization
Provided by IHS under license with ISO
No reproduction or networking permitted without license from IHS
Not for Resale

Annex J

External ASN.1 modules

(This annex does not form an integral part of this Recommendation | International Standard)

This annex provides external ASN.1 modules referenced by these Directory Specifications. These modules shall not be considered part of this Directory Specification, but are only provided for easy compilation of the ASN.1 modules defined by these Directory Specifications.

```
-- The follow module is an abstract of the module specified by RFC 2459

PKIX1Implicit93  {iso(1) identified-organization(3) dod(6) internet(1)
        security(5) mechanisms(5) pkix(7) id-mod(0) id-pkix1-implicit-93(4)}

DEFINITIONS IMPLICIT TAGS::=

BEGIN

UserNotice  ::=  SEQUENCE {
        noticeRef               NoticeReference OPTIONAL,
        explicitText    DisplayText OPTIONAL}

NoticeReference  ::=  SEQUENCE {
        organization    DisplayText,
        noticeNumbers           SEQUENCE OF INTEGER }

DisplayText ::= CHOICE {
        visibleString   VisibleString (SIZE (1..200)),
        bmpString               BMPString (SIZE (1..200)),
        utf8String              UTF8String (SIZE (1..200)) }

END -- PKIX1Implicit93

/* The follow module is an abstract of the module specified by ITU-T Rec. X.411 | ISO/IEC 10021-4. An  import statement has been
changed to only import from the current Directory Specifications not to be dependent on modules from previous editions.*/

MTSAbstractService { joint-iso-itu-t mhs(6) mts(3) modules(0)
        mts-abstract-service(1) version-1999(1) }

DEFINITIONS IMPLICIT TAGS ::=
BEGIN

--EXPORTS All

IMPORTS
```


Copyright International Organization for Standardization
Provided by IHS under license with ISO
No reproduction or networking permitted without license from IHS Not for Resale

```
        PresentationAddress
            FROM SelectedAttributeTypes {joint-iso-itu-t ds(5) module(1) selectedAttributeTypes(5) 6}    ;

G3FacsimileNonBasicParameters ::= BIT STRING {
        two-dimensional                 (8), -- As defined in ITU-T Recommendation T.30
        fine-resolution                 (9),
        unlimited-length                (20), -- These bit values are chosen such that when
        b4-length                       (21), -- encoded using ASN.1 Basic Encoding Rules
        a3-width                        (22), -- the resulting octets have the same values
        b4-width                        (23), -- as for T.30 encoding
        t6-coding                       (25),
        uncompressed                    (30), -- Trailing zero bits are not significant
        width-middle-864-of-1728        (37), -- It is recommended that implementations
        width-middle-1216-of-1728       (38), -- should not encode more than 32 bits unless
        resolution-type                 (44), -- higher numbered bits are non-zero
        resolution-400x400              (45),
        resolution-300x300              (46),
        resolution-8x15                 (47),
        edi                             (49),
        dtm                             (50),
        bft                             (51),
        mixed-mode                      (58),
        character-mode                  (60),
        twelve-bits                     (65),
        preferred-huffmann              (66),
        full-colour                     (67),
        jpeg                            (68),
        processable-mode-26             (71) }

ORAddress ::= SEQUENCE {
        built-in-standard-attributes            BuiltInStandardAttributes,
        built-in-domain-defined-attributes      BuiltInDomainDefinedAttributes OPTIONAL,
                -- see also teletex-domain-defined-attributes
        extension-attributes                    ExtensionAttributes OPTIONAL }

--      The OR-address is semantically absent from the OR-name if the built-in-standard-attribute
--      sequence is empty and the built-in-domain-defined-attributes and extension-attributes are both omitted.
--      Built-in Standard Attributes

BuiltInStandardAttributes ::= SEQUENCE {
        country-name                    CountryName             OPTIONAL,
```

Copyright International Organization for Standardization
Provided by IHS under license with ISO
No reproduction or networking permitted without license from IHS Not for Resale

```
        administration-domain-name      AdministrationDomainName  OPTIONAL,
        network-address                 [0]  NetworkAddress               OPTIONAL,
            -- see also extended-network-address
        terminal-identifier             [1]  TerminalIdentifier           OPTIONAL,
        private-domain-name     [2]  PrivateDomainName      OPTIONAL,
        organization-name       [3]  OrganizationName       OPTIONAL,
            -- see also teletex-organization-name
        numeric-user-identifier         [4]  NumericUserIdentifier        OPTIONAL,
        personal-name                   [5]  PersonalName                 OPTIONAL,
            -- see also teletex-personal-name
        organizational-unit-names [6]  OrganizationalUnitNames  OPTIONAL
            -- see also teletex-organizational-unit-names
}

CountryName ::= [APPLICATION 1]  CHOICE {
        x121-dcc-code           NumericString(SIZE (ub-country-name-numeric-length)),
        iso-3166-alpha2-code  PrintableString(SIZE (ub-country-name-alpha-length)) }

AdministrationDomainName ::= [APPLICATION 2]  CHOICE {
        numeric         NumericString(SIZE (0..ub-domain-name-length)),
        printable       PrintableString(SIZE (0..ub-domain-name-length)) }

NetworkAddress ::= X121Address

-- see also extended-network-address

X121Address ::= NumericString(SIZE (1..ub-x121-address-length))

TerminalIdentifier ::= PrintableString(SIZE (1..ub-terminal-id-length))

PrivateDomainName ::= CHOICE {
        numeric         NumericString(SIZE (1..ub-domain-name-length)),
        printable       PrintableString(SIZE (1..ub-domain-name-length)) }

OrganizationName ::= PrintableString(SIZE (1..ub-organization-name-length))

-- see also teletex-organization-name

NumericUserIdentifier ::= NumericString(SIZE (1..ub-numeric-user-id-length))

PersonalName ::= SET {
        surname                 [0]  PrintableString(SIZE (1..ub-surname-length)),
        given-name              [1]  PrintableString(SIZE (1..ub-given-name-length)) OPTIONAL,
```


Copyright International Organization for Standardization
Provided by IHS under license with ISO
No reproduction or networking permitted without license from IHS Not for Resale

```
        initials                [2]  PrintableString(SIZE (1..ub-initials-length)) OPTIONAL,
        generation-qualifier    [3]  PrintableString(SIZE (1..ub-generation-qualifier-length)) OPTIONAL }

-- see also teletex-personal-name

OrganizationalUnitNames ::= SEQUENCE SIZE (1..ub-organizational-units) OF OrganizationalUnitName

-- see also teletex-organizational-unit-names

OrganizationalUnitName ::= PrintableString(SIZE (1..ub-organizational-unit-name-length))

--      Built-in Domain-defined Attributes

BuiltInDomainDefinedAttributes ::=
        SEQUENCE SIZE (1..ub-domain-defined-attributes) OF BuiltInDomainDefinedAttribute

BuiltInDomainDefinedAttribute ::= SEQUENCE {
        type            PrintableString(SIZE (1..ub-domain-defined-attribute-type-length)),
        value           PrintableString(SIZE (1..ub-domain-defined-attribute-value-length)) }

--      Extension Attributes

ExtensionAttributes ::=  SET SIZE (1..ub-extension-attributes) OF ExtensionAttribute

ExtensionAttribute ::= SEQUENCE {
        extension-attribute-type    [0]     EXTENSION-ATTRIBUTE.&id({ExtensionAttributeTable}),
        extension-attribute-value   [1]     EXTENSION-ATTRIBUTE.&Type
                                                ({ExtensionAttributeTable}{@extension-attribute-type}) }


EXTENSION-ATTRIBUTE ::= CLASS {
        &id                     INTEGER(0..ub-extension-attributes) UNIQUE,
        &Type
}WITH SYNTAX {&Type
        IDENTIFIED BY   &id }

ExtensionAttributeTable EXTENSION-ATTRIBUTE ::=
        {common-name | teletex-common-name | universal-common-name |
        teletex-organization-name | universal-organization-name |
        teletex-personal-name | universal-personal-name |
        teletex-organizational-unit-names | universal-organizational-unit-names |
        teletex-domain-defined-attributes | universal-domain-defined-attributes |
```


Copyright International Organization for Standardization
Provided by IHS under license with ISO
No reproduction or networking permitted without license from IHS Not for Resale

```
        pds-name | physical-delivery-country-name | postal-code |
        physical-delivery-office-name | universal-physical-delivery-office-name |
        physical-delivery-office-number | universal-physical-delivery-office-number
        | extension-OR-address-components |
        universal-extension-OR-address-components | physical-delivery-personal-name
        | universal-physical-delivery-personal-name |
        physical-delivery-organization-name |
        universal-physical-delivery-organization-name |
        extension-physical-delivery-address-components |
        universal-extension-physical-delivery-address-components |
        unformatted-postal-address | universal-unformatted-postal-address |
        street-address | universal-street-address | post-office-box-address |
        universal-post-office-box-address | poste-restante-address |
        universal-poste-restante-address | unique-postal-name |
        universal-unique-postal-name | local-postal-attributes |
        universal-local-postal-attributes | extended-network-address | terminal-type   }

--      Extension Standard Attributes

common-name EXTENSION-ATTRIBUTE ::= {CommonName IDENTIFIED BY  1 }

CommonName ::= PrintableString(SIZE (1..ub-common-name-length))

teletex-common-name EXTENSION-ATTRIBUTE ::= {TeletexCommonName  IDENTIFIED BY  2 }

TeletexCommonName ::= TeletexString(SIZE (1..ub-common-name-length))

universal-common-name EXTENSION-ATTRIBUTE ::= {UniversalCommonName IDENTIFIED BY  24 }

UniversalCommonName ::= UniversalOrBMPString{ub-common-name-length}

teletex-organization-name EXTENSION-ATTRIBUTE ::= { TeletexOrganizationName IDENTIFIED BY  3 }

TeletexOrganizationName ::= TeletexString(SIZE (1..ub-organization-name-length))

universal-organization-name EXTENSION-ATTRIBUTE ::= { UniversalOrganizationName IDENTIFIED BY  25 }

UniversalOrganizationName ::= UniversalOrBMPString{ub-organization-name-length}

teletex-personal-name EXTENSION-ATTRIBUTE ::= { TeletexPersonalName IDENTIFIED BY  4 }

TeletexPersonalName ::= SET {
        surname                 [0]     TeletexString(SIZE (1..ub-surname-length)),
```


Copyright International Organization for Standardization
Provided by IHS under license with ISO
No reproduction or networking permitted without license from IHS Not for Resale

```
        given-name                  [1]     TeletexString(SIZE (1..ub-given-name-length)) OPTIONAL,
        initials                [2]     TeletexString(SIZE (1..ub-initials-length)) OPTIONAL,
        generation-qualifier    [3]     TeletexString(SIZE (1..ub-generation-qualifier-length)) OPTIONAL }

universal-personal-name EXTENSION-ATTRIBUTE ::= { UniversalPersonalName IDENTIFIED BY  26 }

UniversalPersonalName ::= SET {
        surname                 [0]     UniversalOrBMPString{ub-universal-surname-length},
                -- If a language is specified within surname, then that language applies to each of the following
                -- optional components unless the component specifies another language.
        given-name      [1]     UniversalOrBMPString{ub-universal-given-name-length} OPTIONAL,
        initials        [2]     UniversalOrBMPString{ub-universal-initials-length} OPTIONAL,
        generation-qualifier    [3]     UniversalOrBMPString{ub-universal-generation-qualifier-length} OPTIONAL }

teletex-organizational-unit-names EXTENSION-ATTRIBUTE ::= { TeletexOrganizationalUnitNames
                                                IDENTIFIED BY  5 }

TeletexOrganizationalUnitNames ::=
        SEQUENCE SIZE (1..ub-organizational-units) OF TeletexOrganizationalUnitName

TeletexOrganizationalUnitName ::=
        TeletexString(SIZE (1..ub-organizational-unit-name-length))

universal-organizational-unit-names EXTENSION-ATTRIBUTE ::= { UniversalOrganizationalUnitNames
                                                IDENTIFIED BY  27 }

UniversalOrganizationalUnitNames ::=
        SEQUENCE SIZE (1..ub-organizational-units) OF UniversalOrganizationalUnitName

        -- If a unit name specifies a language, then that language applies to subordinate unit names unless
        -- the subordinate specifies another language.

UniversalOrganizationalUnitName ::= UniversalOrBMPString{ub-organizational-unit-name-length}

UniversalOrBMPString{INTEGER:ub-string-length} ::= SET {
        character-encoding      CHOICE {
                two-octets      BMPString(SIZE (1..ub-string-length)),
                four-octets     UniversalString(SIZE (1..ub-string-length)) },
        iso-639-language-code   PrintableString(SIZE (2 | 5)) OPTIONAL }

pds-name EXTENSION-ATTRIBUTE ::= {PDSName IDENTIFIED BY  7 }
```


Copyright International Organization for Standardization
Provided by IHS under license with ISO
No reproduction or networking permitted without license from IHS Not for Resale

```
PDSName ::= PrintableString(SIZE (1..ub-pds-name-length))

physical-delivery-country-name EXTENSION-ATTRIBUTE ::= { PhysicalDeliveryCountryName
                                                IDENTIFIED BY  8 }

PhysicalDeliveryCountryName ::= CHOICE {
        x121-dcc-code           NumericString(SIZE (ub-country-name-numeric-length)),
        iso-3166-alpha2-code  PrintableString(SIZE (ub-country-name-alpha-length)) }

postal-code EXTENSION-ATTRIBUTE ::= {PostalCode IDENTIFIED BY  9 }

PostalCode ::= CHOICE {
        numeric-code  NumericString(SIZE (1..ub-postal-code-length)),
        printable-codePrintableString(SIZE (1..ub-postal-code-length)) }

physical-delivery-office-name EXTENSION-ATTRIBUTE ::= { PhysicalDeliveryOfficeName
                                                IDENTIFIED BY  10 }

PhysicalDeliveryOfficeName ::= PDSParameter

universal-physical-delivery-office-name EXTENSION-ATTRIBUTE ::= {
                UniversalPhysicalDeliveryOfficeName  IDENTIFIED BY  29 }

UniversalPhysicalDeliveryOfficeName ::= UniversalPDSParameter

physical-delivery-office-number EXTENSION-ATTRIBUTE ::= {   PhysicalDeliveryOfficeNumber
                                                IDENTIFIED BY  11 }

PhysicalDeliveryOfficeNumber ::= PDSParameter

universal-physical-delivery-office-number EXTENSION-ATTRIBUTE ::= { UniversalPhysicalDeliveryOfficeNumber
                                                IDENTIFIED BY  30 }

UniversalPhysicalDeliveryOfficeNumber ::= UniversalPDSParameter

extension-OR-address-components EXTENSION-ATTRIBUTE ::= { ExtensionORAddressComponents
                                                IDENTIFIED BY  12 }

ExtensionORAddressComponents ::= PDSParameter

universal-extension-OR-address-components EXTENSION-ATTRIBUTE ::= {
                UniversalExtensionORAddressComponents  IDENTIFIED BY  31 }
```


--`,,```,,,,````-`-`,,`,,`,`,,`---
Copyright International Organization for Standardization
Provided by IHS under license with ISO
No reproduction or networking permitted without license from IHS Not for Resale

```
UniversalExtensionORAddressComponents ::= UniversalPDSParameter

physical-delivery-personal-name EXTENSION-ATTRIBUTE ::= { PhysicalDeliveryPersonalName
                                                IDENTIFIED BY  13 }

PhysicalDeliveryPersonalName ::= PDSParameter

universal-physical-delivery-personal-name EXTENSION-ATTRIBUTE ::= {
        UniversalPhysicalDeliveryPersonalName  IDENTIFIED BY  32 }

UniversalPhysicalDeliveryPersonalName ::= UniversalPDSParameter

physical-delivery-organization-name EXTENSION-ATTRIBUTE ::= { PhysicalDeliveryOrganizationName
                                                IDENTIFIED BY  14 }

PhysicalDeliveryOrganizationName ::= PDSParameter

universal-physical-delivery-organization-name EXTENSION-ATTRIBUTE ::=
        {UniversalPhysicalDeliveryOrganizationName  IDENTIFIED BY  33 }

UniversalPhysicalDeliveryOrganizationName ::= UniversalPDSParameter

extension-physical-delivery-address-components EXTENSION-ATTRIBUTE ::=
        {ExtensionPhysicalDeliveryAddressComponents  IDENTIFIED BY  15 }

ExtensionPhysicalDeliveryAddressComponents ::= PDSParameter

universal-extension-physical-delivery-address-components EXTENSION-ATTRIBUTE  ::=
        {UniversalExtensionPhysicalDeliveryAddressComponents  IDENTIFIED BY  34 }

UniversalExtensionPhysicalDeliveryAddressComponents ::= UniversalPDSParameter

unformatted-postal-address EXTENSION-ATTRIBUTE ::= { UnformattedPostalAddress  IDENTIFIED BY  16 }

UnformattedPostalAddress ::= SET {
    printable-address       SEQUENCE SIZE (1..ub-pds-physical-address-lines) OF
        PrintableString(SIZE (1..ub-pds-parameter-length)) OPTIONAL,
    teletex-string          TeletexString(SIZE (1..ub-unformatted-address-length)) OPTIONAL }

universal-unformatted-postal-address EXTENSION-ATTRIBUTE ::= { UniversalUnformattedPostalAddress
                                                IDENTIFIED BY  35 }

UniversalUnformattedPostalAddress ::= UniversalOrBMPString{ub-unformatted-address-length}
```


Copyright International Organization for Standardization
Provided by IHS under license with ISO
No reproduction or networking permitted without license from IHS Not for Resale

street-address EXTENSION-ATTRIBUTE ::= {StreetAddress IDENTIFIED BY 17 }

StreetAddress ::= PDSParameter

universal-street-address EXTENSION-ATTRIBUTE ::= { UniversalStreetAddress IDENTIFIED BY 36 }

UniversalStreetAddress ::= UniversalPDSParameter

post-office-box-address EXTENSION-ATTRIBUTE ::= { PostOfficeBoxAddress IDENTIFIED BY 18 }

PostOfficeBoxAddress ::= PDSParameter

universal-post-office-box-address EXTENSION-ATTRIBUTE ::= { UniversalPostOfficeBoxAddress IDENTIFIED BY 37 }

UniversalPostOfficeBoxAddress ::= UniversalPDSParameter

poste-restante-address EXTENSION-ATTRIBUTE ::= { PosteRestanteAddress IDENTIFIED BY 19 }

PosteRestanteAddress ::= PDSParameter

universal-poste-restante-address EXTENSION-ATTRIBUTE ::= { UniversalPosteRestanteAddress IDENTIFIED BY 38 }

UniversalPosteRestanteAddress ::= UniversalPDSParameter

unique-postal-name EXTENSION-ATTRIBUTE ::= {UniquePostalName IDENTIFIED BY 20 }

UniquePostalName ::= PDSParameter

universal-unique-postal-name EXTENSION-ATTRIBUTE ::= { UniversalUniquePostalName IDENTIFIED BY 39 }

UniversalUniquePostalName ::= UniversalPDSParameter

local-postal-attributes EXTENSION-ATTRIBUTE ::= { LocalPostalAttributes IDENTIFIED BY 21 }

LocalPostalAttributes ::= PDSParameter

universal-local-postal-attributes EXTENSION-ATTRIBUTE ::= { UniversalLocalPostalAttributes IDENTIFIED BY 40 }

UniversalLocalPostalAttributes ::= UniversalPDSParameter

Copyright International Organization for Standardization
Provided by IHS under license with ISO
No reproduction or networking permitted without license from IHS Not for Resale

```
PDSParameter ::= SET {
        printable-string        PrintableString(SIZE (1..ub-pds-parameter-length)) OPTIONAL,
        teletex-string          TeletexString(SIZE (1..ub-pds-parameter-length)) OPTIONAL }

UniversalPDSParameter ::= UniversalOrBMPString{ub-pds-parameter-length}

extended-network-address EXTENSION-ATTRIBUTE ::= { ExtendedNetworkAddress  IDENTIFIED BY  22 }

ExtendedNetworkAddress ::= CHOICE {
        e163-4-address                  SEQUENCE {
                number                  [0]     NumericString(SIZE (1..ub-e163-4-number-length)),
                sub-address     [1]     NumericString(SIZE (1..ub-e163-4-sub-address-length)) OPTIONAL },
        psap-address    [0]     PresentationAddress }

terminal-type EXTENSION-ATTRIBUTE ::= {TerminalType  IDENTIFIED BY  23 }

TerminalType ::= INTEGER {
        telex           (3),
        teletex         (4),
        g3-facsimile    (5),
        g4-facsimile    (6),
        ia5-terminal            (7),
        videotex                (8) } (0..ub-integer-options)

--      Extension Domain-defined Attributes
teletex-domain-defined-attributes EXTENSION-ATTRIBUTE ::= {   TeletexDomainDefinedAttributes
                                                IDENTIFIED BY  6 }
TeletexDomainDefinedAttributes ::=
 SEQUENCE SIZE (1..ub-domain-defined-attributes) OF TeletexDomainDefinedAttribute
TeletexDomainDefinedAttribute ::= SEQUENCE {
        type            TeletexString(SIZE (1..ub-domain-defined-attribute-type-length)),
        value           TeletexString(SIZE (1..ub-domain-defined-attribute-value-length)) }

universal-domain-defined-attributes EXTENSION-ATTRIBUTE ::= { UniversalDomainDefinedAttributes
                                                IDENTIFIED BY  28 }

UniversalDomainDefinedAttributes ::=
 SEQUENCE SIZE (1..ub-domain-defined-attributes) OF UniversalDomainDefinedAttribute

UniversalDomainDefinedAttribute ::= SEQUENCE {
        type            UniversalOrBMPString{ub-domain-defined-attribute-type-length},
```

Copyright International Organization for Standardization
Provided by IHS under license with ISO
No reproduction or networking permitted without license from IHS Not for Resale

```
        value   UniversalOrBMPString{ub-domain-defined-attribute-value-length} }

ub-integer-options INTEGER ::= 256
ub-e163-4-number-length INTEGER ::= 15
ub-e163-4-sub-address-length INTEGER ::= 40
ub-unformatted-address-length INTEGER ::= 180
ub-pds-parameter-length INTEGER ::= 30
ub-pds-physical-address-lines INTEGER ::= 6
ub-postal-code-length INTEGER ::= 16
ub-pds-name-length INTEGER ::= 16
ub-universal-surname-length INTEGER ::= 64
ub-universal-given-name-length INTEGER ::= 40
ub-universal-initials-length INTEGER ::= 16
ub-universal-generation-qualifier-length INTEGER ::= 16
ub-common-name-length                   INTEGER  ::=  64
ub-extension-attributes                 INTEGER  ::=  256
ub-domain-defined-attribute-type-length INTEGER  ::=  8
ub-domain-defined-attribute-value-length    INTEGER  ::=  128
ub-domain-defined-attributes            INTEGER  ::=  4
ub-organizational-unit-name-length INTEGER ::= 32
ub-organizational-units INTEGER ::= 4
ub-generation-qualifier-length INTEGER ::= 3
ub-initials-length INTEGER ::= 5
ub-given-name-length INTEGER ::= 16
ub-surname-length INTEGER ::= 40
ub-numeric-user-id-length INTEGER ::= 32
ub-organization-name-length INTEGER ::= 64
ub-terminal-id-length INTEGER ::= 24
ub-x121-address-length INTEGER ::= 16
ub-domain-name-length INTEGER ::= 16
ub-country-name-alpha-length INTEGER ::= 2
ub-country-name-numeric-length INTEGER ::= 3

END -- MTSAbstractService
```


--`,,```,,,,````-`-`,,`,,`,`,,`---

Copyright International Organization for Standardization
Provided by IHS under license with ISO
No reproduction or networking permitted without license from IHS Not for Resale

Annex K

Use of Protected Passwords for Bind operations

(This annex does not form an integral part of this Recommendation | International Standard)

The protected component of **SimpleCredentials** specifies an **OCTET STRING** to be hashed. This Annex provides information about how this octet-string may be constructed. It also proposes some suggested associated procedures.

In its simple form, the octet-string is constructed as the DER encoding of the following:

```
SEQUENCE {
    name      DistinguishedName,
    time1     GeneralizedTime,
    random1   BIT STRING,
    password  OCTET STRING  }
```

The **name** component is the distinguished name of the sender and the **password** component is the password of the sender

The sender generates the two other values as follows:

a) The **time1** value should specify the time after which the authentication should fail. This time should be "closely" after the current time.

b) The **random1** value is a new random number generated for each authentication attempt. The value should be sufficient large to prevent the same number to be generated frequently.

The same pair of **time1** and **random1** should never be used more than once.

The same value of **name**, **time1** and **random1** shall be supplied in the **SimpleCredentials** data type of the Bind.

NOTE 1 – The hashing algorithm is also transferred.

The receiver of a Bind request/result will perform the authentication as follows:

a) If the value in **time1** as supplied in the **SimpleCredentials** is less than the current time seen by the recipient, the authentication already fails here. Also, the time value should be different from previously recent received time values

b) If the value in the **random1** as supplied in the **SimpleCredentials** is equal to a value received in a recent Bind request/response, the authentication also fails.

c) If **time1** and **random1** appear to be valid, the **name**, **time1** and **random1** included in the Bind request/result together with the local copy of the password are used to generate a copy of the message digest using the algorithm indicated.

d) If the generated message digest is equal to the message digest received in the Bind request/result, the authentication is positive, otherwise it fails.

The above procedure allows the password to be protected during transfer and it prevents replay of the transmission sequence. If the attempted reply is done early, the random number will cause the authentication fail. If the reply is attempted sometime later, the random number may be accepted, but the authentication will fail due to the time value.

The scheme above may be extended by using the following sequence.

```
SEQUENCE {
    f1        OCTET STRING,     -- hashed octet string from above
    time2     GeneralizedTime,
    random2   BIT STRING }
```

The DER encoding of this data type is then used as the octet-string in the **SimpleCredentials**.

In this case, also the **time2** and **random2** have to be included in **SimpleCredentials**.

The hashing algorithm used for producing the **f1** component shall be the same used for the hashing as indicated within the **HASH** data type within **SimpleCredentials**.

NOTE 2 This Directory Specification does not give any recommendation as to how values for **time2** and **random2** are selected.

Copyright International Organization for Standardization
Provided by IHS under license with ISO
No reproduction or networking permitted without license from IHS Not for Resale

Annex L

Alphabetical list of information item definitions

(This annex does not form an integral part of this Recommendation | International Standard)

This annex provides an alphabetical index to the definitions of certificate and CRL formats, certificate extensions, object classes, name forms, attribute types and matching rules defined in this Directory Specification.

Item	Clause
Certificate and CRL formats	
Attribute certificate format	12.1
Certificate revocation list	7.3
Public-key certificate format	7
Certificate, CRL & CRL entry extensions	
AA Issuing Distribution Point extension	8.6.2.7
Acceptable certificate policies extension	15.5.2.3
Acceptable privilege policies extension	15.1.2.4
Allowed attribute assignments extension	15.6.2.1
Attribute descriptor extension	15.3.2.2
Attribute Mappings Extension	15.6.2.2
Authority attribute identifier extension	15.5.2.4
Authority key identifier extension	8.2.2.1
Base update extension	8.6.2.5
Basic attribute constraints extension	15.5.2.1
Basic constraints extension	8.4.2.1
Certificate issuer extension	8.6.2.3
Certificate policies extension	8.2.2.6
CRL distribution points extension	8.6.2.1
CRL number extension	8.5.2.1
CRL scope extension	8.5.2.5
CRL stream identifier extension	8.5.2.7
Delegated name constraints extension	15.5.2.2
Delta CRL indicator extension	8.6.2.4
Delta information extension	8.5.2.9
Expired certificates on CRL extension	8.5.2.12
Extended key usage extension	8.2.2.4
Freshest CRL extension	8.6.2.6
Group AC extension	15.1.2.6
Holder Name Constraints Extension	15.6.2.3
Hold instruction code extension	8.5.2.3
Indirect issuer extension	15.5.2.5
Inhibit any policy extension	8.4.2.4
Invalidity date extension	8.5.2.4
Issued on Behalf Of extension	15.5.2.6
Issuer alternative name extension	8.3.2.2
Issuing distribution point extension	8.6.2.2
Key usage extension	8.2.2.3
Name constraints extension	8.4.2.2
No assertion extension	15.5.2.7
No revocation information extension	15.2.2.2
Ordered list extension	8.5.2.8

Copyright International Organization for Standardization
Provided by IHS under license with ISO
No reproduction or networking permitted without license from IHS Not for Resale

Item	Clause
Policy constraints extension	8.4.2.3
Policy mappings extension	8.2.2.7
Private key usage period extension	8.2.2.5
Reason code extension	8.5.2.2
Revoked group of certificates extension	8.5.2.11
Role specification certificate identifier extension	15.4.2.1
Single Use Extension	15.1.2.5
SOA identifier extension	15.3.2.1
Status referral extension	8.5.2.6
Subject alternative name extension	8.3.2.1
Subject key identifier extension	8.2.2.2
Subject directory attributes extension	8.3.2.3
Targeting information extension	15.1.2.2
Time specification extension	15.1.2.1
To be revoked extension	8.5.2.10
User notice extension	15.1.2.3
Object classes and name forms	
Attribute certificate CRL distribution point object class	17.1.4
Certificate policy and CPS object class	11.1.5
CRL distribution points object class and name form	11.1.3
Delta CRL object class	11.1.4
PKI CA object class	11.1.2
PKI certificate path object class	11.1.6
PKI user object class	11.1.1
PMI AA object class	17.1.2
PMI delegation path	17.1.5
PMI SOA object class	17.1.3
PMI user object class	17.1.1
Privilege policy object class	17.1.6
Protected privilege policy object class	17.1.7
Directory attributes	
AA certificate attribute	17.2.2
AA certificate revocation list attribute	17.2.5
Attribute certificate attribute	17.2.1
Attribute certificate revocation list attribute	17.2.4
Attribute descriptor certificate attribute	17.2.3
Authority revocation list attribute	11.2.5
CA certificate attribute	11.2.2
Certification practice statement attribute	11.2.8
Certificate policy attribute	11.2.9
Certificate revocation list attribute	11.2.4
Cross-certificate pair attribute	11.2.3
Delegation path attribute	17.2.6
Delta revocation list attribute	11.2.6
Permission attribute	14.8
PKI path attribute	11.2.10
Privilege policy attribute	17.2.7
Protected privilege policy attribute	17.2.8
Role attribute	14.5.1
Supported algorithms attribute	11.2.7

--`,,```,,,,````-`-`,,`,,`,`,,`---

Copyright International Organization for Standardization
Provided by IHS under license with ISO
No reproduction or networking permitted without license from IHS Not for Resale

Item	Clause
User certificate attribute	11.2.1
XML privilege information attribute	14.7
XML Protected privilege policy attribute	17.2.9
Matching rules	
AA identifier match	15.5.2.4.1
Acceptable certificate policies match	15.5.2.3.1
Algorithm identifier match	11.3.7
Attribute certificate exact match	17.3.1
Attribute certificate match	17.3.2
Attribute descriptor match	15.3.2.2.1
Basic attribute constraints match	15.5.2.1.1
Certificate exact match	11.3.1
Certificate list exact match	11.3.5
Certificate list match	11.3.6
Certificate match	11.3.2
Certificate pair exact match	11.3.3
Certificate pair match	11.3.4
Delegated name constraints match	15.5.2.2.1
Delegation path match	17.3.4
Dual string match	14.8
Enhanced certificate match	11.3.10
Holder issuer match	17.3.3
Indirect issuer match	15.1.2.5
PKI Path match	11.3.9
Policy match	11.3.8
Role specification certificate ID match	15.4.2.1.1
SOA identifier match	15.3.2.1.1
Time specification match	15.1.2.1.1

Copyright International Organization for Standardization
Provided by IHS under license with ISO
No reproduction or networking permitted without license from IHS Not for Resale

Annex M

Amendments and corrigenda

(This annex does not form an integral part of this Recommendation | International Standard)

This edition of this Directory Specification includes the following amendments that were balloted and approved by ISO/IEC:

- Amendment 2 on Enhancements to Support Recognition of Authority Between PMIs; and
- Amendment 3 on Communications support enhancements.

This edition of this Directory Specification includes the following technical corrigenda correcting the defects documented in Defect Reports against the 5th edition of this Specification:

- Technical Corrigendum 1 (covering Defect Reports 310, 311 and 314); and
- Technical Corrigendum 2 (covering Defect Reports 326, 330 and 331).

--`,,```,,,,````-`-`,,`,,`,`,,`---
Copyright International Organization for Standardization
Provided by IHS under license with ISO
No reproduction or networking permitted without license from IHS
Not for Resale

ICS 35.100.70

Price based on 201 pages

© ISO/IEC 2008 – All rights reserved
Copyright International Organization for Standardization
Provided by IHS under license with ISO
No reproduction or networking permitted without license from IHS
Not for Resale