INTERNATIONAL STANDARD

ISO/IEC 24755

First edition
2007-12-15

Information technology — Screen icons and symbols for personal mobile communication devices

Technologies de l'information — Icônes et symboles d'écran pour appareils de communication mobile personnels

Reference number
ISO/IEC 24755:2007(E)

© ISO/IEC 2007

Copyright International Organization for Standardization
Provided by IHS under license with ISO
No reproduction or networking permitted without license from IHS

Not for Resale

PDF disclaimer

This PDF file may contain embedded typefaces. In accordance with Adobe's licensing policy, this file may be printed or viewed but shall not be edited unless the typefaces which are embedded are licensed to and installed on the computer performing the editing. In downloading this file, parties accept therein the responsibility of not infringing Adobe's licensing policy. The ISO Central Secretariat accepts no liability in this area.

Adobe is a trademark of Adobe Systems Incorporated.

Details of the software products used to create this PDF file can be found in the General Info relative to the file; the PDF-creation parameters were optimized for printing. Every care has been taken to ensure that the file is suitable for use by ISO member bodies. In the unlikely event that a problem relating to it is found, please inform the Central Secretariat at the address given below.

© ISO/IEC 2007

All rights reserved. Unless otherwise specified, no part of this publication may be reproduced or utilized in any form or by any means, electronic or mechanical, including photocopying and microfilm, without permission in writing from either ISO at the address below or ISO's member body in the country of the requester.

ISO copyright office
Case postale 56 • CH-1211 Geneva 20
Tel. + 41 22 749 01 11
Fax + 41 22 749 09 47
E-mail copyright@iso.org
Web www.iso.org

Published in Switzerland

--`,,```,,,,````-`-`,,`,,`,`,,`---

::
Copyright International Organization for Standardization
Provided by IHS under license with ISO
No reproduction or networking permitted without license from IHS

© ISO/IEC 2007 – All rights reserved

Not for Resale

Contents

Page

Foreword iv

Introduction v

1 Scope 1

2 Conformance 1

3 Normative references 1

4 Terms and definitions 2

5 Requirements and recommendations 2
5.1 Requirements 2
5.2 Recommendations 4

6 Icon and symbol specifications 5
6.1 General 5
6.2 System setting 6
6.3 Application icon 7
6.4 Device icon 18

Bibliography 26

© ISO/IEC 2007 – All rights reserved

Copyright International Organization for Standardization
Provided by IHS under license with ISO
No reproduction or networking permitted without license from IHS
Not for Resale

Foreword

ISO (the International Organization for Standardization) and IEC (the International Electrotechnical Commission) form the specialized system for worldwide standardization. National bodies that are members of ISO or IEC participate in the development of International Standards through technical committees established by the respective organization to deal with particular fields of technical activity. ISO and IEC technical committees collaborate in fields of mutual interest. Other international organizations, governmental and non-governmental, in liaison with ISO and IEC, also take part in the work. In the field of information technology, ISO and IEC have established a joint technical committee, ISO/IEC JTC 1.

International Standards are drafted in accordance with the rules given in the ISO/IEC Directives, Part 2.

The main task of the joint technical committee is to prepare International Standards. Draft International Standards adopted by the joint technical committee are circulated to national bodies for voting. Publication as an International Standard requires approval by at least 75 % of the national bodies casting a vote.

Attention is drawn to the possibility that some of the elements of this document may be the subject of patent rights. ISO and IEC shall not be held responsible for identifying any or all such patent rights.

ISO/IEC 24755 was prepared by Joint Technical Committee ISO/IEC JTC 1, *Information technology*, Subcommittee SC 35, *User interfaces.*

--`,,```,,,,````-`-`,,`,,`,`,,`---

© ISO/IEC 2007 – All rights reserved
Copyright International Organization for Standardization
Provided by IHS under license with ISO
No reproduction or networking permitted without license from IHS
Not for Resale

Introduction

Screen icons and symbols for personal mobile communication devices enable users to decide on the suitability of following associated services or functionality. Information provided by these icons and symbols may also be made available via text.

The icons in this International Standard are intended for use only for mobile communication devices. The icon and symbol graphics included in this International Standard have been selected on the basis of their ability to convey the desired information to a wide audience of users. Wherever available, icons from ISO/IEC 11581-2, 3 and 6 are used.

© ISO/IEC 2007 – All rights reserved

Copyright International Organization for Standardization
Provided by IHS under license with ISO
No reproduction or networking permitted without license from IHS
Not for Resale

Copyright International Organization for Standardization
Provided by IHS under license with ISO
No reproduction or networking permitted without license from IHS
Not for Resale

Information technology — Screen icons and symbols for personal mobile communication devices

1 Scope

This International Standard defines a consistent set of screen icons and symbols – together with their related functions – that are presented by personal mobile communications devices (e.g. mobile phones and personal digital assistants). These devices have an accessible touch screen operated using a stylus pen or finger, or button access with personalized application, that users interact with to control the information presented by these devices.

This International Standard provides a consistent set of icon graphics for using personal information of management-related applications and controlling the device. These icons and symbols represent typical functions and statuses by their association with conventional controls and functions on real world objects.

This International Standard applies to all icon graphics displayed with resolution of 32 × 32 pixels or higher. The graphic presentation can be either dynamic or fixed.

2 Conformance

The operating system, application software and their resource file for the entire personal mobile communication device conforms to ISO/IEC 24755 if all icons/symbols available to the user in the system or application conform to Clauses 5 and 6 of this International Standard and Clause 5 and subclause 6.1 of ISO/IEC 11581-1.

3 Normative references

The following referenced documents are indispensable for the application of this document. For dated references, only the edition cited applies. For undated references, the latest edition of the referenced document (including any amendments) applies.

ISO/IEC 11581-1:2000, *Information technology — User system interfaces and symbols — Icon symbols and functions — Part 1: Icons — General*

ISO/IEC 11581-3:2000, *Information technology — User system interfaces and symbols — Icon symbols and functions — Part 3: Pointer icons*

© ISO/IEC 2007 – All rights reserved

Copyright International Organization for Standardization
Provided by IHS under license with ISO
No reproduction or networking permitted without license from IHS
Not for Resale

4 Terms and definitions

For the purposes of this document, the terms and definitions given in ISO/IEC 11581-1:2000 and the following apply.

4.1
identifier
to internally define (e.g. with XML) the icons and symbols. The internal identifier within this International Standard is tentatively set to use two capital letters, G (i.e. an initial of Graphics) and M (i.e. an initial of Mobile), followed by an ordering number of three digits

4.2
label
used to provide language-based information to supplement the icon display

4.3
reference
may be used to provide information for the related existing International Standard as a reference

4.4
specific variations
may be used to adapt a particular icon to specific design styles while retaining its essential perceptual characteristics. Additional information is provided for arranging and modifying graphics to meet the resolution restriction

4.5
status indicator
graphic symbol that represents a state within the system

NOTE Status indicators assist a mobile device user to confirm some system-setting state without accessing the system settings. They are dynamically updated only when the state changes in real-time. Users are not able to use the status indicator to control the change.

EXAMPLE 1 A status indicator is used to show that vibration is set in a cellular phone instead of sounds to indicate ringing or alert.

EXAMPLE 2 A status indicator is used to show the remaining battery charge of a personal data assistant (PDA).

4.6
status variations
variations of a graphic symbol that represent different states. When one particular state is selected manually or automatically, then one variation is displayed

5 Requirements and recommendations

5.1 Requirements

5.1.1 Graphic and function

If an interactive system or application of a personal mobile communication device uses an icon or a symbol that has the appearance of the icon/symbol graphic specified in Clause 6 of this International Standard, it shall serve the functions specified in Clause 6 of this International Standard. The specific and the global variations specified in “ISO/IEC 11581-1:2000, 6.3” apply.

© ISO/IEC 2007 – All rights reserved
Copyright International Organization for Standardization
Provided by IHS under license with ISO
No reproduction or networking permitted without license from IHS
Not for Resale

5.1.2 Identification

5.1.2.1 Internal Identifier

All icons and symbols shall be implemented with an internal identifier of the graphic object.

NOTE This identifier can be used by text-based output devices (e.g. text-only screens, screen readers, Braille output device).

5.1.2.2 Identifiers specified in this International Standard

All icons and symbols specified in this International Standard shall be implemented with the internal identifiers specified in this International Standard.

5.1.2.3 Identifiers for other icons and symbols

Icons and symbols not specified in this International Standard shall be implemented with the internal identifiers specified by the developer.

5.1.2.4 Unique identifiers for other icons and symbols

Developer specified internal identifiers shall not be the same as identifiers specified in this International Standard.

5.1.2.5 Labels

If a label is used with an icon to clarify its meaning, it shall be provided in the language of the user.

5.1.2.6 Labels identified in this International Standard

When English language labels are used for icons or symbols identified in this International Standard, they shall be the labels identified in this International Standard.

5.1.2.7 Labels in other languages

Labels for use in other languages may be specified in appropriate national standards.

5.1.2.8 User control of labels

The user shall be able to control:

a) whether or not labels are displayed with icons

b) the language of displayed labels

c) the positioning of the label relative to the icon

--`,,```,,,,````-`-`,,`,,`,`,,`---
© ISO/IEC 2007 – All rights reserved
Copyright International Organization for Standardization
Provided by IHS under license with ISO
No reproduction or networking permitted without license from IHS
Not for Resale

5.1.2.9 Selection

Selection of a label shall have the same result as selecting the icon or symbol. Selection shall be in accordance with “ISO/IEC 11581-3:2000, 5.2”.

5.2 Recommendations

5.2.1 Function and graphic

If an interactive system or application of a personal mobile communication device uses an icon or a symbol that serves the primary function specified in Clause 6 of this International Standard, it is highly recommended that it should have the appearance of the icon and symbol graphic specified in Clause 6, within the specific variations given and within the global variations specified in Clause 6.3 of ISO/IEC 11581-1:2000.

5.2.2 Metaphor

A consistent highlighting or presentation style should be considered which renders the graphic of the icons and symbols sufficiently prominent in comparison with other information on the screen.

5.2.3 Arrangement

There is no specific sequence for arranging these icons and symbols. Where a default sequence is supplied, the user should be provided with a facility to arrange them to their own preference.

5.2.4 Appearance

All icons and symbols of a similar selection status should be a consistent visual strength and style.

5.2.5 Text/Typeface

The use of text inside icons and symbols should be avoided. However, if text is included, plain typefaces should be used. If text is used, it should be used in a manner that supports adaptation for cultural, linguistic and comprehensibility purposes.

© ISO/IEC 2007 – All rights reserved
Copyright International Organization for Standardization
Provided by IHS under license with ISO
No reproduction or networking permitted without license from IHS
Not for Resale

6 Icon and symbol specifications

6.1 General

The Icon and symbol specifications in this clause should be used as design templates for the icon/symbol design for personal mobile communication devices and their applications.

NOTE A bounded grey cell shows the graphics. The size of the cell and the location of the icon within it are shown for illustration only, and are implementation dependent. While the white inner zone should always be opaque, the grey zone may be either transparent or opaque.

6.1.1 Icon and symbol category and index

Icons and symbols in this document are categorized and ordered as following.

6.2 System setting

6.3 Application Icon
- 6.3.1 Address book application
- 6.3.2 Still picture application
- 6.3.3 Movie application
- 6.3.4 Audio application
- 6.3.5 Television application
- 6.3.6 Web browser application
- 6.3.7 Dictionary application
- 6.3.8 Notebook application
- 6.3.9 Gate to Game applications
- 6.3.10 Scheduler application
- 6.3.11 Mail application

6.4 Device Icon
- 6.4.1 Wireless carrier connection
- 6.4.2 Wireless network connection
- 6.4.3 Keypad locked
- 6.4.4 Data security locked
- 6.4.5 Microphone
- 6.4.6 Vibration
- 6.4.7 Ringing
- 6.4.8 Battery status indicator

© ISO/IEC 2007 – All rights reserved

Copyright International Organization for Standardization
Provided by IHS under license with ISO
No reproduction or networking permitted without license from IHS
Not for Resale

6.2 System setting

Icon function: To enable user to individualise and maintain system setting.

Specific instance: A spanner and a driver.

Graphic components:

- Spanner is drawn by a fat perpendicular line unites with the circle scooped out in the line that bends three times.
- The shape combined in a long and slender line and a fat line expresses a driver.
- The point of a long and slender line has extended a little like showing a driver.

Identifier: GM001

Label: System setting

Graphic:



Status variations:

- None at present

Specific variations:

- None at present

Reference:

- None at present

© ISO/IEC 2007 – All rights reserved
Copyright International Organization for Standardization
Provided by IHS under license with ISO
No reproduction or networking permitted without license from IHS
Not for Resale

6.3 Application icon

6.3.1 Address book application

Icon function: To enable the user to access personal address information, including phone, fax and e-mail.

Specific instance: Small human's silhouette over an opened book.

Graphic components:

- “Opened book” is shown in three straight lines in the direction of setting up and lines where it sends and four for curved lines.
- The silhouette of the person who shows in the right bottom, full, and the semicircle is expressed.

Identifier: GM002

Label: Address Book

Graphic:



Status variations:

- None at present

Specific variations:

- Minimum requirement for the graphic component is an opened book.

Reference:

- None at present

© ISO/IEC 2007 – All rights reserved

Copyright International Organization for Standardization
Provided by IHS under license with ISO
No reproduction or networking permitted without license from IHS
Not for Resale

6.3.2 Still picture application

Icon functions: To enable the user to take a picture with a camera and/or to view stored images.

Specific instance: Main body of typical single lens reflex camera.

Graphic components:

- A circle inside of a big rectangle.
- A small trapezoid is placed on top of the rectangle.

Identifier: GM003

Label: Still picture

Graphic:



Status variations:

- None at present

Specific variations:

- A shutter button (represented as a small square on top of the camera) may be added.



Reference:

- IEC 60417-5885: Still Camera

© ISO/IEC 2007 – All rights reserved
Copyright International Organization for Standardization
Provided by IHS under license with ISO
No reproduction or networking permitted without license from IHS
Not for Resale

6.3.3 Movie application

Icon function: To enable the user to take a moving picture with a camera and/or to view stored videos.

Specific instance: Traditional movie camera.

Graphic components:

- Two circles side by side are located above a rectangle.
- A pentagon-shape is located to the left side of the rectangle.

Identifier: GM004

Label: Movie application

Graphic:

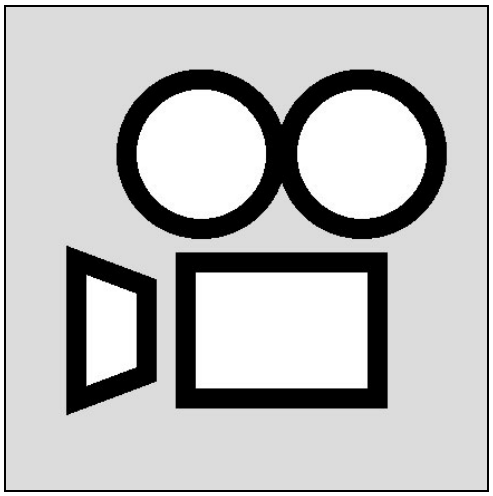

Status variations:

- None at present

Specific variations:

- None at present

Reference:

- None at present

© ISO/IEC 2007 – All rights reserved

Copyright International Organization for Standardization
Provided by IHS under license with ISO
No reproduction or networking permitted without license from IHS
Not for Resale

6.3.4 Audio application

Icon function: To enable the user to activate an application that works with audio.

Specific instance: A two-beamed eight notes and a single eighth note.

Graphic components:

- A line and a wave shape connected to a slanted solid oval.
- An interlinked shape with slanted solid ovals and vertical lines that are connected together by one vented line.

Identifier: GM005

Label: Audio application

Graphic:



Status variations:

- None at present

Specific variations:

- None at present

Reference:

- IEC 60417-5085; Music

© ISO/IEC 2007 – All rights reserved
Copyright International Organization for Standardization
Provided by IHS under license with ISO
No reproduction or networking permitted without license from IHS
Not for Resale

6.3.5 Television application

Icon function: To enable the user to watch television programs.

Specific instance: Human silhouette inside TV set.

Graphic components:

- A human figure made up of a small filled circle placed on top of a filled vertical half-oval is put into a swelling rectangle.
- The swelling rectangle is placed within a larger rectangle.
- A stand made up of short, fat vertical line and sideways long line is set under the large rectangle.

Identifier: GM006

Label: Television

Graphic:



Status variations:

- None at present

Specific variations:

- A human silhouette and stand may eliminate.

Reference:

- IEC 60417-5053: Television receiver
- ISO/IEC 11581-2:2000, 7.2.2.2: Display

--`,,```,,,,````-`-`,,`,,`,`,,`---

© ISO/IEC 2007 – All rights reserved

Copyright International Organization for Standardization
Provided by IHS under license with ISO
No reproduction or networking permitted without license from IHS
Not for Resale

6.3.6 Web browser application

Icon function: To enable the user to access a web site or FTP server.

Specific instance: Globe and satellite orbit.

Graphic components:

- A circle
- An ellipse with one side hidden by the circle

Identifier: GM007

Label: Web browser

Graphic:



Status variations:

- None at present

Specific variations:

- None at present

Reference:

- None at present

--`,,```,,,,````-`-`,,`,,`,`,,`---
© ISO/IEC 2007 – All rights reserved
Copyright International Organization for Standardization
Provided by IHS under license with ISO
No reproduction or networking permitted without license from IHS
Not for Resale

6.3.7 Dictionary application

Icon function: To enable the user to access a reference book listing alphabetically terms or words important to a particular subject or activity along with discussion of their meanings and applications. Users can also add their own unique terms or words to an individualisable User Dictionary.

Specific instance: Thick book.

Graphic components:

- The cover of the book is made up of a rectangle with a thin left-hand edge.
- A line parallel to the bottom of the square, connected by arcs on each end contains three parallel evenly spaced lines touching the right-hand arc.
- The spine is made up of the left-hand edge of the rectangle and a parallel thicker line to its left connected on each end by arcs.

Identifier: GM008

Label: Dictionary

Graphic:



Status variations:

- None at present

Specific variations:

- None at present

Reference:

- None at present

--`,,```,,,,````-`-`,,`,,`,`,,`---

© ISO/IEC 2007 – All rights reserved

Copyright International Organization for Standardization
Provided by IHS under license with ISO
No reproduction or networking permitted without license from IHS
Not for Resale

6.3.8 Notebook application

Icon function: To enable the user to work on abstract paper to record, edit, or view information.

Specific instance: A pencil and sheet of paper.

Graphic components:

- A rectangle with three lines and a pencil inside.
- Three lines are inside the upper portion of the rectangle, and the last line is shorter than the others.
- The pencil is located across the lower portion of the rectangle, pointing inside the rectangle.

Identifier: GM009

Label: Notebook

Graphic:



Status variations:

- None at present

Specific variations:

- The orientation of the lines may vary.
- The lines may be omitted.
- The orientation of the pencil may vary.



Reference:

- None at present

© ISO/IEC 2007 – All rights reserved
Copyright International Organization for Standardization
Provided by IHS under license with ISO
No reproduction or networking permitted without license from IHS
Not for Resale

6.3.9 Gate to Game applications

Icon function: To enable the user to choose an electronic game to play.

Specific instance: A playing card, and a die.

Graphic components:

- A cubic diagram with three surfaces. There are 1 dot on top surface, 3 dots on the left surface and 5 dots on the right surface.
- A large rectangle with rounded corners surrounds a smaller rectangle with rounded corners which contains a spade.

Identifier: GM010

Label: Game

Graphic:



Status variations:

- None at present

Specific variations:

- None at present

Reference:

- None at present

© ISO/IEC 2007 – All rights reserved

Copyright International Organization for Standardization
Provided by IHS under license with ISO
No reproduction or networking permitted without license from IHS
Not for Resale

6.3.10 Scheduler application

Icon function: To enables the user to manage their schedules, such as making action plans or appointments, as well as setting an alarm to each scheduled item.

Specific instance: calendar and a pencil.

Graphic components:

- Calendar body. A rectangular lower right corner is turned, and an inside triangle is formed.
- The month is shown in the bold line, and the day is shown in 24 small squares.
- To connect with a long and slender rectangle and the rectangular short vicinity, isosceles triangles are combined.
- The combination figure has inclined at the right a little than the horizontal, and is put over the calendar body.

Identifier: GM011

Label: Scheduler

Graphic:



Status variations:

- None at present

Specific variations:

- The position and orientation of the pencil may vary.
- A second page may be positioned under the top page.



Reference:

- ISO/IEC 11581-2:2000, 7.2.1.1: Calendar

© ISO/IEC 2007 – All rights reserved
Copyright International Organization for Standardization
Provided by IHS under license with ISO
No reproduction or networking permitted without license from IHS
Not for Resale

6.3.11 Mail application

Icon function: To activate mail application. The term mail indicates generic asynchronous communication including text, voice, and picture and movie message.

Specific instance: An envelope graphics.

Graphic components:

- Envelope. Rectangle with height less than width.
- Top flap. Triangle, folded down from top of envelope. Lower flap.
- Two diagonal lines from lower corners to centre beneath top flap.

Identifier: GM012

Label: Mail

Graphic:



Status variations:

- When message is received, an exclamation symbol is put over the top of envelope.



- Different kinds of mail, e.g. multimedia or simple text message, may be specified by additional symbols.

Specific variations:

- None at present

Reference:

- ISO/IEC 11581-2:2000, 7.1.4.1: Envelope

© ISO/IEC 2007 – All rights reserved

Copyright International Organization for Standardization
Provided by IHS under license with ISO
No reproduction or networking permitted without license from IHS
Not for Resale

6.4 Device icon

6.4.1 Wireless carrier connection

Icon function: To show the strength of the wireless signal when it connects to the carrier connection. There are five states: very strong, strong, weak, very weak or not detected.

NOTE The icon can change dynamically to represent the current signal strengths.

Specific instance: An antenna

Graphic components:

- An antenna symbol made by a reversed triangle and a vertical line connected together.
- Three lines of different length: no lines for GM013-4, 1 line for GM013-3, 2 lines for GM0013-2 and 3 lines for GM013-1.
- A diagonal line from top left to bottom right overlaps the figure of GM013-4 (for GM013-5).

Identifier: GM013-1, GM013-2, GM013-3, GM013-4 and GM013-5

Label: Wireless carrier connection very strong, Wireless carrier connection strong, Wireless carrier connection weak, Wireless carrier connection very weak and Wireless carrier connection not detected

Graphic:

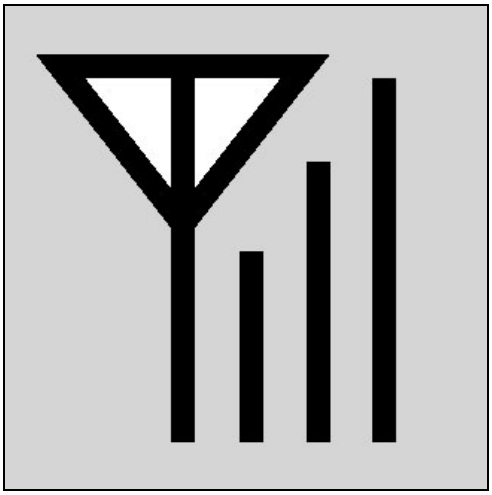

GM013-1: very strong

Status variations:

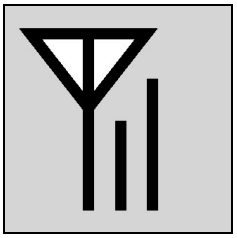

GM013-2: strong

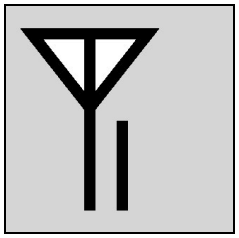

GM013-3: weak

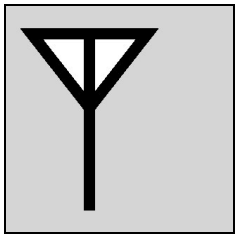

GM013-4: very weak

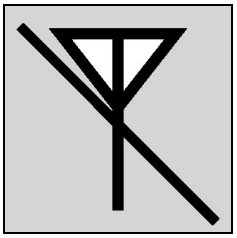

GM13-5: not detected

Specific variations:

- None at present

Reference:

- IEC 60471-5039: Aerial

© ISO/IEC 2007 – All rights reserved
Copyright International Organization for Standardization
Provided by IHS under license with ISO
No reproduction or networking permitted without license from IHS
Not for Resale

6.4.2 Wireless network connection

Icon function: To show strength of the wireless signal when it connects to the network. There are five states: very strong, strong, weak, very weak or not detected.

NOTE The icon can change dynamically to represent the current signal strengths.

Specific instance: An antenna

Graphic components:

- The line that has been postponed toward the centre connects from the vicinity in the under and the centre connects it to a small circle at the centre. (for GM014-4)
- There is one line on the circular arc right and left about the circle at the centre of GM014-4. (for GM014-3)
- There are two lines on the circular arc right and left about the circle at the centre of GM014-4. The outside of lines two circular arcs is longer. (for GM014-2)
- There are three lines on the circular arc right and left about the circle at the centre of GM014-4. The outside of lines three circular arcs is longer. (for GM014-1)
- One line that inclines at 45 times left overlaps the figure of GM014-4 (for GM014-5).

Identifier: GM014-1, GM014-2, GM014-3, GM014-4 and GM014-5

Label: Wireless network connection very strong, Wireless network connection strong, Wireless network connection weak, Wireless network connection very weak and Wireless network connection not detected

Graphic:



GM014-1: very strong

Status variations:



GM014-2: strong

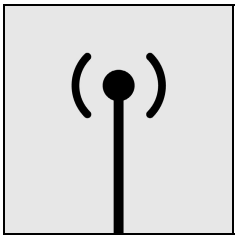

GM014-3: weak

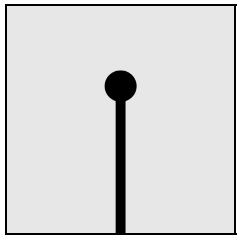

GM014-4: very weak

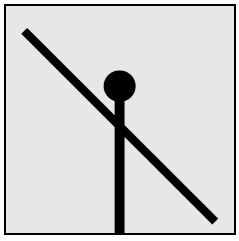

GM014-5: not detected

Specific variations:

- None at present

Reference:

- None at present

© ISO/IEC 2007 – All rights reserved

Copyright International Organization for Standardization
Provided by IHS under license with ISO
No reproduction or networking permitted without license from IHS
Not for Resale

6.4.3 Keypad locked

Icon function: To show the user that the keypad cannot be used. This icon is only visible when the keypad is locked. Selecting this icon activates the protocol to unlock the keypad.

Specific instance: A keyboard and a padlock

Graphic components:

- Case. Rectangle with the height less than the width.
- Keys. Array of 12 squares, 1 long black rectangle and 4 half-squares.
- A padlock: A keyhole shape inside of a rectangle with a semi-circle on top

Identifier: GM015-1 and GM015-2

Label: Keypad locked and keypad unlock

Graphic:



GM015-1: locked

Status variations:

- Unlock state may be specified.



GM015-2: unlocked

Specific variations:

- None at present

Reference:

- ISO/IEC 11581-2:2000, 7.2.2.3: Keyboard

© ISO/IEC 2007 – All rights reserved
Copyright International Organization for Standardization
Provided by IHS under license with ISO
No reproduction or networking permitted without license from IHS
Not for Resale

6.4.4 Data security locked

Icon function: To show the user that the database is protected. There are two states: locked and unlocked.

Specific instance: Padlock

Graphic components:

- A database; is expressed by 2 perpendicular lines connected with the oval and one curves.
- A padlock; is expressed with a keyhole shape inside of a rectangle with a semi-circle on top.
- The padlock is put upper part of the database figure.

Identifier: GM016-1 and GM016-2

Label: Data security locked, Data security unlocked

Graphic:

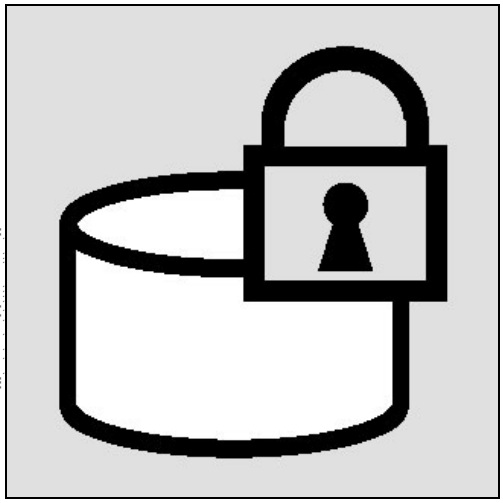

GM016-1: locked

Status variations:

- Unlock state of the data security lock may be specified as to change only the upper part and the left side of Semi-circle lift up.

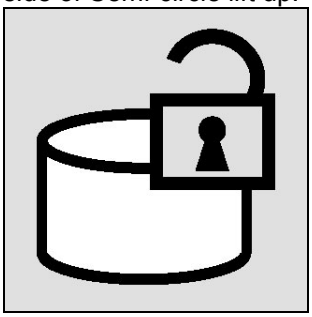

GM016-2: unlocked

Specific variations:

- None at present

Reference:

- None at present

© ISO/IEC 2007 – All rights reserved

Copyright International Organization for Standardization
Provided by IHS under license with ISO
No reproduction or networking permitted without license from IHS
Not for Resale

6.4.5 Microphone

Icon function: To show the microphone's state.

Specific instance: A microphone.

Graphic components:

- A black oval at the top.
- Two vertical lines drawn to the bottom and connected by a short horizontal line such that it resembles a longer than is wide rectangle.
- A small solid rectangle inside of the larger rectangle.
- A wave shape leading out from the larger rectangle towards the right.

Identifier: GM017-1 and GM017-2

Label: Microphone on, Microphone off

Graphic:

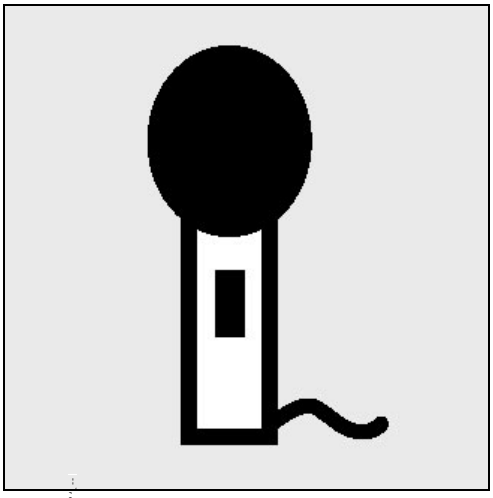

GM017-1: Microphone on

Status variations:



GM017-2: Microphone off

Specific variations:

- None at present

Reference:

- None at present

© ISO/IEC 2007 – All rights reserved
Copyright International Organization for Standardization
Provided by IHS under license with ISO
No reproduction or networking permitted without license from IHS
Not for Resale

6.4.6 Vibration

Icon function: To show that the setting of vibration is on. The vibration will activate to notify the user that an e-mail or telephone call has been received.

Specific instance: Vibration wave

Graphic components:

- Two portrait lines that bend four times queue up, with rounded corners.

Identifier: GM018-1, GM018-2, GM018-3 and GM018-4

Label: Not vibrating with vibration setting on, not vibrating with vibration setting off, vibrating with vibration setting off, not vibrating with vibration setting on.

Graphic:



GM018-1: not vibrating with vibration setting on

Status variations:

- There are four states: not vibrating with vibration setting on, not vibrating with vibration setting off, vibrating with vibration setting off, and vibrating with vibration setting on. It is preferable to accentuate when it is active, regardless of on/off state, by additional indication such as flashing of screen, showing dialog box or enlarging the icon.

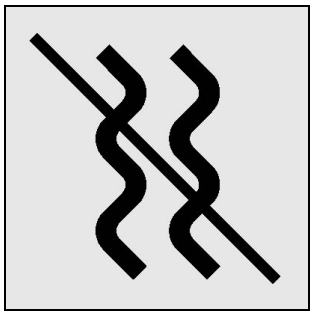

GM018-2: not vibrating with vibration setting off



GM018-3: vibrating with vibration setting on



GM018-4: vibrating with vibration setting on

Specific variations:

- None at present

Reference:

- None at present

© ISO/IEC 2007 – All rights reserved

Copyright International Organization for Standardization
Provided by IHS under license with ISO
No reproduction or networking permitted without license from IHS
Not for Resale

6.4.7 Ringing

Icon function: To show the setting of the ring tone.

Specific instance: A ringing bell.

Graphic components:

- Bell shape with two round convex shapes at the top and bottom
- There is a small curve in the inside right and left. There is a large curve in the outside right and left. The curves queue up symmetrically around the bell (for GM019-1).
- Two long lines that intersect at the centre overlap the figure of GM019-1 (for GM019-2).

Identifier: GM019-1, GM019-2, GM019-3 and GM019-4

Label: Silent with ring tone on, Silent with ring tone off, Ringing with ring tone off, and Ringing with ring tone on

Graphic:



GM019-1: Silent with ring tone on

Status variations:

- There are four states: Silent with ring tone on, Silent with ring tone off, Ringing with ring tone off, and Ringing with ring tone on. It is preferable to accentuate when it is active, regardless of on/off state, by additional indication such as flashing of screen, showing dialog box or enlarging the icon.



GM019-2: Silent with ring tone off

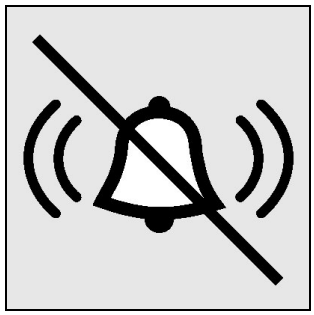

GM019-3: Ringing with ringtone off



GM019-4: Ringing with ringtone on

Specific variations:

- None at present

Reference:

- IEC 60417-5013: Bell

© ISO/IEC 2007 – All rights reserved
Copyright International Organization for Standardization
Provided by IHS under license with ISO
No reproduction or networking permitted without license from IHS
Not for Resale

6.4.8 Battery status indicator

Icon function: To show the amount of the charge of an internal battery. There are four states: fully charged, charged, weak or empty.

Specific instance: Dry-cell battery.

Graphic components:

- Battery body. A big rectangle with an added small bump at the right side and right angle bended two corners outside.
- Three small black solid rectangles inside of the battery body expresses fully charged of battery.

Identifier: GM020-1, GM020-2, GM020-3 and GM020-4

Label: Battery fully charged, Battery charged, Battery weak and Battery empty

Graphic:



GM020-1: fully charged

Status variations:

- Level of battery. A small black solid rectangle inside: none for empty, 1 for weak, and 2 for charged.

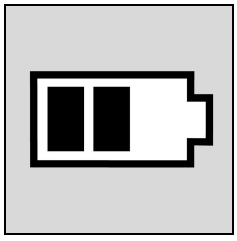

GM020-2: charged

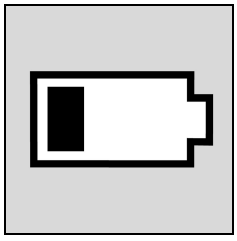

GM020-3: weak

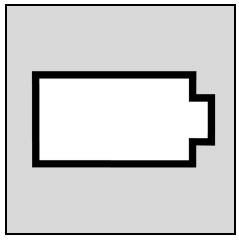

GM020-4: empty

Specific variations:

- It is allowed to use alternative direction, but keep the concept for the status variations.

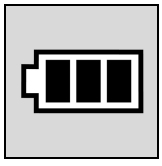



Reference:

- IEC 60417-5001; Battery general, and 5002; Positioning of Cell

--`,,```,,,,````-`-`,,`,,`,`,,`---

© ISO/IEC 2007 – All rights reserved

Copyright International Organization for Standardization
Provided by IHS under license with ISO
No reproduction or networking permitted without license from IHS
Not for Resale

Bibliography

[1] ISO/IEC 11581-2:2000, *Information technology — User system interfaces and symbols — Icon symbols and functions — Part 2: Object icons*

[2] IEC 60417, *Graphical symbols for use on equipment*

© ISO/IEC 2007 – All rights reserved
Copyright International Organization for Standardization
Provided by IHS under license with ISO
No reproduction or networking permitted without license from IHS
Not for Resale

--`,,```,,,,````-`-`,,`,,`,`,,`---

Copyright International Organization for Standardization
Provided by IHS under license with ISO
No reproduction or networking permitted without license from IHS
Not for Resale

ICS 35.240.20

Price based on 26 pages

© ISO/IEC 2007 – All rights reserved
Copyright International Organization for Standardization
Provided by IHS under license with ISO
No reproduction or networking permitted without license from IHS
Not for Resale