INTERNATIONAL STANDARD

ISO/IEC 24738

First edition
2006-12-01

Information technology — Icon symbols and functions for multimedia link attributes

Technologies de l'information — Symboles et fonctions d'icônes pour les attributs de liens multimédias

Reference number
ISO/IEC 24738:2006(E)



--`,,```,,,,````-`-`,,`,,`,`,,`---

© ISO/IEC 2006

Copyright International Organization for Standardization
Provided by IHS under license with ISO
No reproduction or networking permitted without license from IHS

Not for Resale

PDF disclaimer

This PDF file may contain embedded typefaces. In accordance with Adobe's licensing policy, this file may be printed or viewed but shall not be edited unless the typefaces which are embedded are licensed to and installed on the computer performing the editing. In downloading this file, parties accept therein the responsibility of not infringing Adobe's licensing policy. The ISO Central Secretariat accepts no liability in this area.

Adobe is a trademark of Adobe Systems Incorporated.

Details of the software products used to create this PDF file can be found in the General Info relative to the file; the PDF-creation parameters were optimized for printing. Every care has been taken to ensure that the file is suitable for use by ISO member bodies. In the unlikely event that a problem relating to it is found, please inform the Central Secretariat at the address given below.

© ISO/IEC 2006

All rights reserved. Unless otherwise specified, no part of this publication may be reproduced or utilized in any form or by any means, electronic or mechanical, including photocopying and microfilm, without permission in writing from either ISO at the address below or ISO's member body in the country of the requester.

ISO copyright office
Case postale 56 • CH-1211 Geneva 20
Tel. + 41 22 749 01 11
Fax + 41 22 749 09 47
E-mail copyright@iso.org
Web www.iso.org

Published in Switzerland

Copyright International Organization for Standardization
Provided by IHS under license with ISO
No reproduction or networking permitted without license from IHS

© ISO/IEC 2006 – All rights reserved

Not for Resale

Contents

Page

Foreword ... iv

Introduction ... v

1 Scope ... 1

2 Conformance ... 1

3 Normative references ... 1

4 Terms and definitions ... 1

5 Requirements and recommendations ... 3
5.1 Requirements ... 3
5.2 Recommendations ... 4

6 Icon specifications ... 5
6.1 General structure of link attribute icons ... 5
6.2 Temporal attribute of links ... 7
6.3 Attributes of destinations of links ... 11
6.4 Link history attributes ... 15

Annex A (informative) **Implementation issues for link attribute icons** ... 17

Annex B (informative) **Developers of this technical report** ... 19

© ISO/IEC 2006 – All rights reserved

Copyright International Organization for Standardization
Provided by IHS under license with ISO
No reproduction or networking permitted without license from IHS
Not for Resale

Foreword

ISO (the International Organization for Standardization) and IEC (the International Electrotechnical Commission) form the specialized system for worldwide standardization. National bodies that are members of ISO or IEC participate in the development of International Standards through technical committees established by the respective organization to deal with particular fields of technical activity. ISO and IEC technical committees collaborate in fields of mutual interest. Other international organizations, governmental and non-governmental, in liaison with ISO and IEC, also take part in the work. In the field of information technology, ISO and IEC have established a joint technical committee, ISO/IEC JTC 1.

International Standards are drafted in accordance with the rules given in the ISO/IEC Directives, Part 2.

The main task of the joint technical committee is to prepare International Standards. Draft International Standards adopted by the joint technical committee are circulated to national bodies for voting. Publication as an International Standard requires approval by at least 75 % of the national bodies casting a vote.

Attention is drawn to the possibility that some of the elements of this document may be the subject of patent rights. ISO and IEC shall not be held responsible for identifying any or all such patent rights.

ISO/IEC 24738 was prepared by Joint Technical Committee ISO/IEC JTC 1, *Information technology*, Subcommittee SC 35, *User interfaces*.

© ISO/IEC 2006 – All rights reserved
Copyright International Organization for Standardization
Provided by IHS under license with ISO
No reproduction or networking permitted without license from IHS
Not for Resale

Introduction

Link attribute icon symbols enable users to decide on the suitability of following associated hyperlinks. Information provided by these icon symbols may also be made available via text.

This International Standard provides guidance on the graphics to be used by implementers of ISO 14915-2, *Software ergonomics for multimedia user interfaces — Part 2: Multimedia navigation and control*.

The icon symbol graphics included in this International Standard have been selected on the basis of their ability to convey the desired information to a wide audience of users.

© ISO/IEC 2006 – All rights reserved

Copyright International Organization for Standardization
Provided by IHS under license with ISO
No reproduction or networking permitted without license from IHS
Not for Resale

Copyright International Organization for Standardization
Provided by IHS under license with ISO
No reproduction or networking permitted without license from IHS
Not for Resale

Information technology — Icon symbols and functions for multimedia link attributes

1 Scope

This International Standard defines a consistent set of icon symbols and related attributes that are presented on a computer screen and with which users interact to decide whether or not to take the associated link. These symbols represent attributes of the link and/or the destination of the link.

This International Standard applies to icons that are shown on a computer screen in conjunction with a link also shown on that screen. It describes user interaction with and the appearance of link attribute icons on the screen. Other forms of icons are covered in ISO/IEC 11581, *Information technology — User system interfaces and symbols — Icon symbols and functions*.

2 Conformance

A system, application or set of one or more icons conforms to this International Standard if all link icons available to the user in the system or application conform to subclause 5.1 of this International Standard and to clause 5 and subclause 6.1 of ISO/IEC 11581-1:2000.

3 Normative references

The following referenced documents are indispensable for the application of this document. For dated references, only the edition cited applies. For undated references, the latest edition of the referenced document (including any amendments) applies.

ISO 14915-2:2003, *Software ergonomics for multimedia user interfaces — Part 2: Multimedia navigation and control*

ISO/IEC 11581-1:2000, *Information technology — User system interfaces and symbols — Icon symbols and functions — Part 1: Icons — General*

ISO/IEC TR 19766, *Information technology — Guidelines for the design of icons and symbols accessible to all users, including the elderly and persons with disabilities*[1)]

4 Terms and definitions

4.1
application
collection of functions with which a user can perform a task

1) To be published.

© ISO/IEC 2006 – All rights reserved

Copyright International Organization for Standardization
Provided by IHS under license with ISO
No reproduction or networking permitted without license from IHS
Not for Resale

4.2
link
connection among or within media which starts with a control and ends at a specified location

NOTE Links may be represented with text, graphics, or other forms of media.

[ISO 14915-2:2003, definition 3.9]

4.3
fixed link
permanent link that can be activated whenever the medium containing the link is presented

EXAMPLE 1 The user clicks on an underlined phrase in a Web page and is taken to another Web page.

EXAMPLE 2 The user clicks on a word and is provided with a description of what the word means.

EXAMPLE 3 The user clicks on an animated icon which starts a video presentation.

[ISO 14915-2:2003, definition 3.9.3]

4.4
temporal link
link between two anchors in the system that is only available for a certain period of time while the medium containing the link is presented

EXAMPLE 1 Links to descriptions of characters are made available only while the characters are visible in a video sequence.

EXAMPLE 2 A link to descriptive information is available only during the first 20 seconds of viewing a picture.

NOTE Temporal links can be due to conditional or time limited constraints.

[ISO 14915-2:2003, definition 3.9.4]

4.5
computed link
temporary link, created on demand between two anchors in the system, where the location linked to is dynamically determined based on the state and/or history of the system and where the link remains available only while needed

EXAMPLE The results of a search include several links to different parts of the application that will be replaced by the results of any subsequent search.

[ISO 14915-2:2003, definition 4.5]

4.6
user defined link
permanent or temporal link created by a user during the use of an application that is intended to supplement the links created with the application

EXAMPLE The user creates a bookmark to go directly to a given location within an application.

[ISO 14915-2:2003, definition 4.6]

4.7
link attribute
property or destination of a link

© ISO/IEC 2006 – All rights reserved
Copyright International Organization for Standardization
Provided by IHS under license with ISO
No reproduction or networking permitted without license from IHS
Not for Resale

4.8
icon
graphic displayed on the screen of a visual display that represents a function or an attribute of a function of the computer system

4.9
interactive system
combination of hardware and software components that receive input from, and communicate output to, a human user in order to support his or her performance of a task

NOTE The term “system” is often used, rather than “interactive system”.

[ISO 13407:1999, definition 2.1]

5 Requirements and recommendations

5.1 Requirements

5.1.1 Graphic and function

If an interactive system or application uses a link attribute icon that has the appearance of the icon graphic specified in clause 6 of this International Standard, within the specific variations given, and within the global variations specified in ISO/IEC 11581-1, it shall serve the functions specified in clause 6 of this International Standard.

NOTE A single link attribute icon may combine information on a number of attributes of a link.

5.1.2 Arrangement

A link attribute icon shall be grouped together with the link that it clarifies.

EXAMPLE The link attribute icon for link composed of a string of text is presented immediately before the start of the text.

5.1.3 Selection

a) Selection of a link attribute icon shall have the same result as selecting the link that the attribute icon clarifies.

b) Selection of a link attribute icon shall be made by indicating with the pointer and activating the associated input device (e.g. clicking a mouse button).

5.1.4 Visual feedback

a) There shall be visual feedback when a link has been invoked via a link attribute icon.

NOTE Typically, this involves presenting content from the destination of the link.

b) The user shall be informed if content from the destination of the link cannot be presented when a link has been invoked via a link attribute icon.

© ISO/IEC 2006 – All rights reserved

Copyright International Organization for Standardization
Provided by IHS under license with ISO
No reproduction or networking permitted without license from IHS
Not for Resale

5.2 Recommendations

5.2.1 Control of presentation of link attributes

The systems should provide a function to allow the user to control the presentation/hiding of link attribute icons.

5.2.2 Function and graphic

If an interactive system or application uses a link attribute icon that serves the primary function specified in clause 6 of this International Standard, it is highly recommended that it have the appearance of the icon graphic specified in clause 6, within the specific variations given and within the global variations specified in clause 6.3 of ISO/IEC 11581-1:2000.

5.2.3 Presenting textual information about link target

When a link attribute icon or the link itself is pointed at but not activated, a pop-up should be used to display further information about the details of the target of the link (i.e. media type, application, etc.).

5.2.4 Metaphor

Information about the following metaphors used in this International Standard may be included in documentation that is provided to users of link attribute icons.

a) The basic nature of a link is represented by three segments (also known as “links”) of a chain.

b) The temporal aspect of some links is represented by an hourglass with sand in various positions representing the passage of time in the temporal life of the link.

c) The need to load additional content which may overlay the content currently available to the user is represented by a border around the link indicating that this new content is completely new.

d) The on-going nature of a link is represented by flashing (as is commonly used in a web browser), or if flashing is not appropriate, by a dashed border that shows that new content will continue to be loaded.

e) The computed nature of the destination of a link is represented by an equals sign.

f) The size of the content to be loaded is represented by a glass with various amounts of liquid in it.

g) The visited nature of a link is represented by shading within the segments of the main link attribute icon (which is similar to the use of changed colours for textual links).

5.2.5 Rendering

A consistent highlighting or presentation style should be considered which renders the graphic of the symbols sufficiently prominent in comparison with other information on the screen.

5.2.6 Colour

a) Link attribute icons may be coloured.

b) Because the background is significant, the colour of the background should be clearly distinguishable from other colours used in the icon.

© ISO/IEC 2006 – All rights reserved
Copyright International Organization for Standardization
Provided by IHS under license with ISO
No reproduction or networking permitted without license from IHS
Not for Resale

5.2.7 Cell size

Icon cell sizes should be sufficient to allow all the presence or absence of icon components to be accurately perceived.

NOTE Icon cell sizes are not required to be square. The sizes shown in clause 6 are relative to the complexity of the design and implementation of the icons. The aspect ratio of the cell sizes are not part of this International Standard.

5.2.8 Text/typeface

a) The use of text to accompany link attribute icons should be avoided.

b) If text is used, plain typefaces should be used.

c) If text is used, it should be used in a manner that supports adaptation for cultural, linguistic and comprehensibility purposes.

5.2.9 Accessibility

Link attribute icons should comply with the recommendations of ISO/IEC TR 19766.

6 Icon specifications

6.1 General structure of link attribute icons

6.1.1 Use of a single link attribute icon

A single composite icon shall be used to represent a combination of link attributes.

NOTE The use of multiple icons would defeat the usability of icons in presenting attribute information to users.

6.1.2 Constructing link attribute icons

A link attribute icon shall be composed of the basic link attribute icon (from clause 6.1.4) plus appropriate additions (from clauses 6.2 to 6.4).

NOTE The combination of all specified additions is illustrated in A.2.

6.1.3 Individual link attribute icons

Each link shall have its own corresponding link attribute icon, where appropriate.

NOTE For a more detailed functional description refer to ISO 14915-2:2003, clause 8.3.

--`,,```,,,,````-`-`,,`,,`,`,,`---

© ISO/IEC 2006 – All rights reserved

Copyright International Organization for Standardization
Provided by IHS under license with ISO
No reproduction or networking permitted without license from IHS
Not for Resale

6.1.4 Basic link attribute icon

Primary function. To enable the user to recognize the associated link.

NOTE For a more detailed functional description refer to ISO 14915-2:2003, clause 8.1.

Specific instance. A representation of three segments of a chain.

Components.

— Two open horizontal ovals (or rectangles) are situated near the bottom of the icon horizontally near one another.

— A horizontal line connects the two ovals (or rectangles) and goes slightly inside of each of the two ovals (or rectangles).

— See also 6.4.1 and 6.4.2 for the meaning of colours within.

Graphic.

NOTE All icons illustrated in this International Standard are surrounded by a grey border which is not part of this International Standard.



© ISO/IEC 2006 – All rights reserved
Copyright International Organization for Standardization
Provided by IHS under license with ISO
No reproduction or networking permitted without license from IHS
Not for Resale

6.2 Temporal attribute of links

6.2.1 Fixed links

Primary function. To enable the user to determine that the link will remain available as long as the current content is being presented.

NOTE For a more detailed functional description refer to ISO 14915-2:2003, clause 8.2.5.

Specific instance. Links are expected to be “fixed links” if not otherwise noted. This does not require any additions to the link attribute icon to indicate a fixed link.

Components.

— The link attribute icon does not require any additions to indicate fixed links.

6.2.2 Temporal links

Primary function. To enable the user to determine that the link will remain available only for a limited period of time.

NOTE For a more detailed functional description refer to ISO 14915-2:2003, clause 8.2.6.

Specific instance. An hourglass may be added above the left-most link in the link attribute to indicate the temporal nature of the link.

NOTE To improve meaningfulness, the hourglass may include some fill in the top and/or the bottom of the hourglass as specified in 6.2.3 to 6.2.5.

Components.

— An “X” with lines closing its top and bottom, located above left-most link in the link attribute icon.

— Fill within the two resulting triangles is optional.

Graphic.

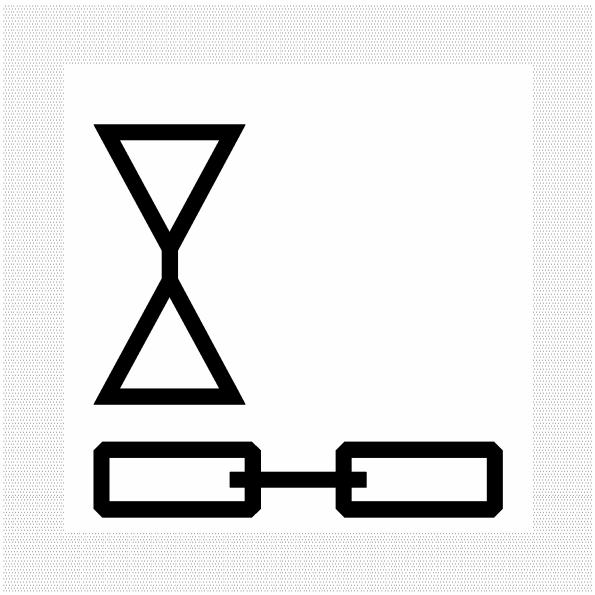

© ISO/IEC 2006 – All rights reserved

Copyright International Organization for Standardization
Provided by IHS under license with ISO
No reproduction or networking permitted without license from IHS
Not for Resale

6.2.3 Start of availability of a temporal link

Primary function. To enable the user to determine that the link is available and will remain available for a limited period of time.

NOTE For a more detailed functional description refer to ISO 14915-2:2003, clause 8.4.3.

Specific instance. The top triangle of the hourglass in the left-most link in the link attribute is filled in with a pattern or colour to indicate that the temporal link is available (see also 6.2.3).

Components.

— The top triangle of the hourglass is filled in some manner that is distinct from the background colour, when the link first becomes available.

— The bottom triangle is filled with the regular background colour.

Graphic.

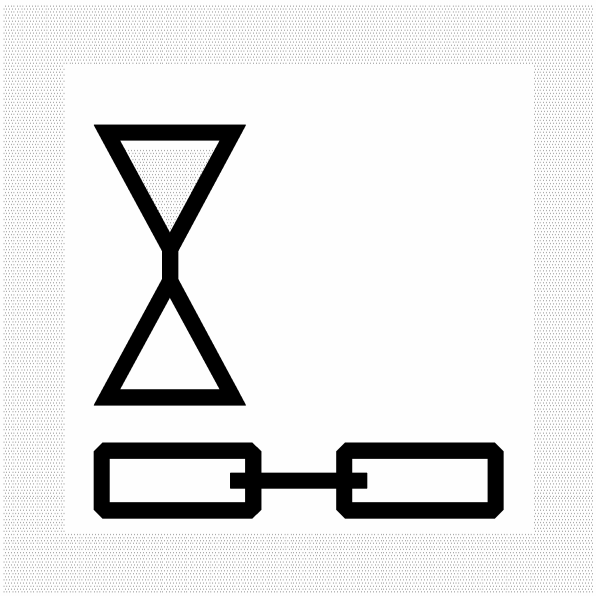

© ISO/IEC 2006 – All rights reserved
Copyright International Organization for Standardization
Provided by IHS under license with ISO
No reproduction or networking permitted without license from IHS
Not for Resale

6.2.4 Duration of availability of a temporal link

Primary function. To enable the user to determine that a currently available temporal link will soon become not available.

NOTE For a more detailed functional description refer to ISO 14915-2:2003, clause 8.4.3.

Specific instance. Both the top and the bottom of the hourglass are partially filled. The fill within the hourglass is changed to indicate approach of the end of the availability of the temporal link (see also 6.2.3).

Components.

— The top and bottom triangles of the hourglass each have their bottoms partially filled in some manner that is distinct from the background colour, when the link first becomes available.

— The visual representation of the fill may also be changed in order to alert the user of the impending change.

EXAMPLE 1 The fill changes from a dot pattern to a solid colour when there is less than ten seconds remaining in the duration of the temporal link.

EXAMPLE 2 The fill colour changes from green to red when there is less than ten seconds remaining in the duration of the temporal link.

Graphic.

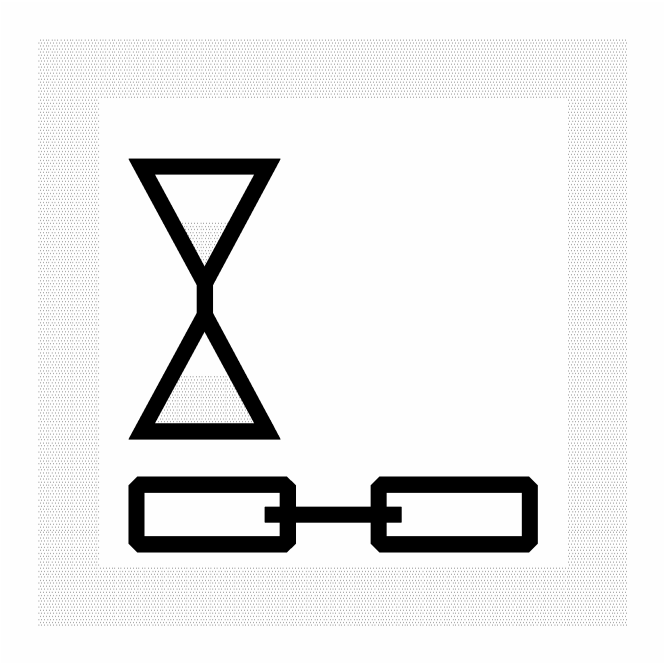

© ISO/IEC 2006 – All rights reserved

Copyright International Organization for Standardization
Provided by IHS under license with ISO
No reproduction or networking permitted without license from IHS
Not for Resale

6.2.5 Non-availability of temporal links

Primary function. To enable the user to determine that the link is not available currently.

NOTE 1 For a more detailed functional description refer to ISO 14915-2:2003, clause 8.4.3.

NOTE 2 The use of a link attribute icon denoting the non-availability of a link is optional, since a non-available link need not be displayed as a link. However, there are situations where it is advantageous to provide advance notice of the appearance of a link and/or the notice that a link is no longer available.

Specific instance. The bottom triangle of the hourglass in the left-most link in the link attribute is filled in with a pattern or colour to indicate that the temporal link is unavailable (see also 6.2.3, 6.2.4).

Components.

— The bottom triangle of the hourglass is filled in some manner that is distinct from the background colour, when the link becomes no longer available.

— The top triangle is filled with the regular background colour.

Graphic.

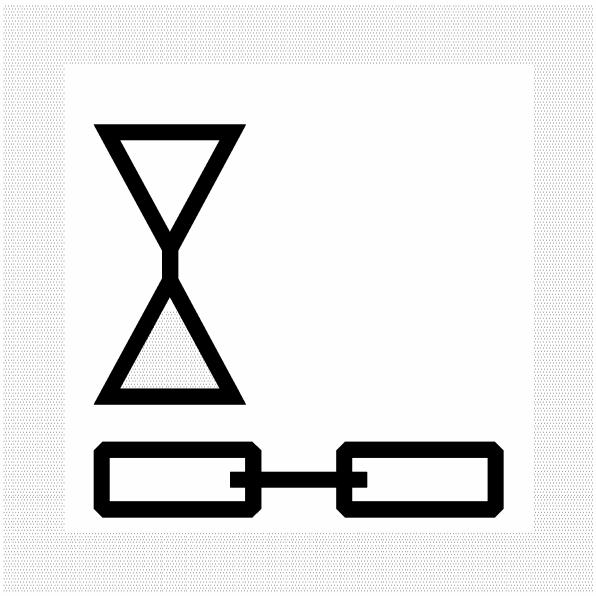

--`,,```,,,,````-`-`,,`,,`,`,,`---
© ISO/IEC 2006 – All rights reserved
Copyright International Organization for Standardization
Provided by IHS under license with ISO
No reproduction or networking permitted without license from IHS
Not for Resale

6.3 Attributes of destinations of links

6.3.1 On-page links

Primary function. To enable the user to determine that the link can be activated without requiring the loading of additional content.

NOTE For a more detailed functional description refer to ISO 14915-2:2003, clause 8.4.2.

Specific instance. Links are expected to be on-page if not otherwise noted.

Components.

— The link attribute icon does not require any additions to indicate on-page links (see also 6.3.2, 6.3.3, 6.3.4).

6.3.2 Off-page link

Primary function. To enable the user to determine that the activation of a link will require the loading of additional content which may overlay the content currently available to the user.

NOTE For a more detailed functional description refer to ISO 14915-2:2003, clause 8.4.2.

Specific instance. A border around the edges of the link attribute icon.

Components.

— A border of similar line thickness to the lines in the basic link attribute icon.

Graphic.

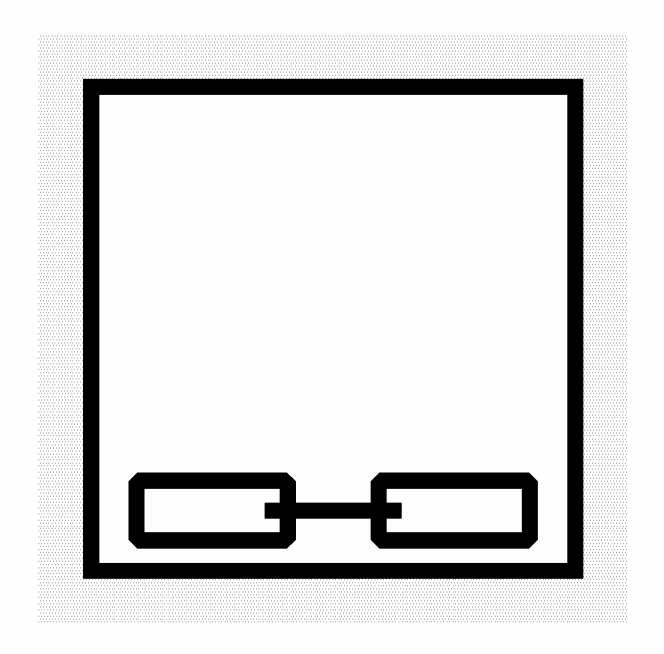

© ISO/IEC 2006 – All rights reserved

Copyright International Organization for Standardization
Provided by IHS under license with ISO
No reproduction or networking permitted without license from IHS
Not for Resale

6.3.3 Ongoing link

Primary function. To enable the user to determine that activating the link will result in an ongoing connection to dynamically changing content at the external destination of the link.

EXAMPLE This would be used for links to streaming media.

NOTE For a more detailed functional description refer to ISO 14915-2:2003, clause 8.4.4.

Specific instance. A flashing border around the edges of the link attribute icon.

Alternate instance (for use where flashing is not appropriate). A dashed border around the edges of the link attribute icon.

Components.

— A dashed border of similar line thickness to the lines in the basic link attribute icon.

Graphic.

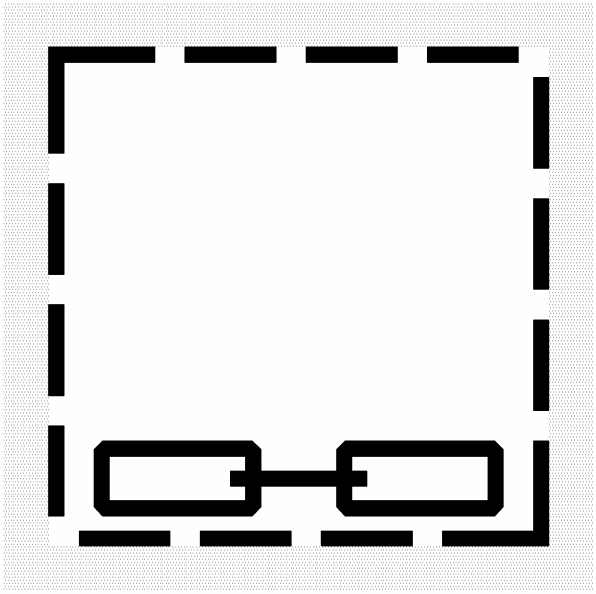

© ISO/IEC 2006 – All rights reserved
Copyright International Organization for Standardization
Provided by IHS under license with ISO
No reproduction or networking permitted without license from IHS
Not for Resale

6.3.4 Computed link

Primary function. To enable the user to determine that the destination of a link has been computed based on currently available values.

NOTE 1 The computed links and/or their specific destinations may not be available, for various reasons (often related to changes in information), at a point in time later in the use of the application.

NOTE 2 For a more detailed functional description refer to ISO 14915-2:2003, clause 8.2.9.

Specific instance. An equals sign is added above the central link in the link attribute to indicate the computed nature of the link.

Components.

— An equals sign "=" above the central link in the link attribute icon.

Graphic.

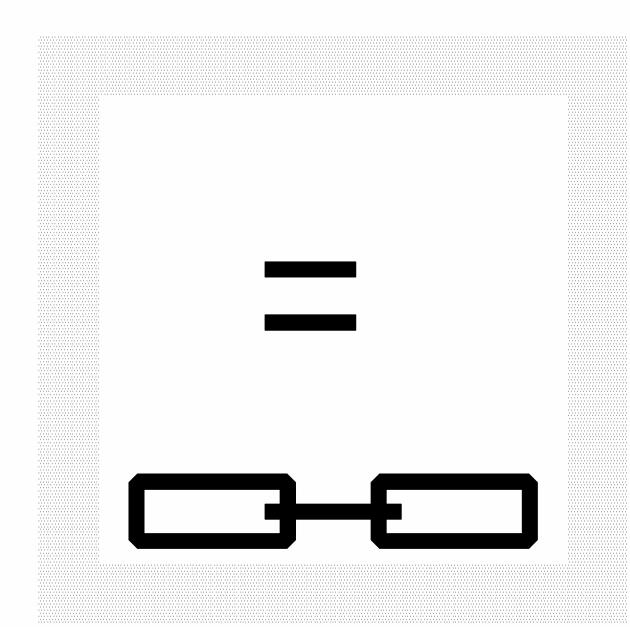

© ISO/IEC 2006 – All rights reserved

Copyright International Organization for Standardization
Provided by IHS under license with ISO
No reproduction or networking permitted without license from IHS
Not for Resale

6.3.5 Link load information

Primary function. To enable the user to determine the time required to load the content if the link is activated.

NOTE 1 The time required to follow a link is generally based on a number of factors. The size of the content that needs to be loaded is the easiest factor to use that provides meaningful information to most users.

NOTE 2 For a more detailed functional description refer to ISO 14915-2:2003, clause 8.4.5.

Specific instance. A rectangular container is added above the right-most link in the link attribute to indicate the expected size of new content that would be loaded if the link were followed, where this size has been predetermined by the browser.

Components.

— If size information is not available, then this rectangle will not be displayed.

— A rectangular “U” (representing a container which is to be filled), located above left-most link in the link attribute icon.

— If the size of the content to be loaded is less than 50 kB, the container is empty.

— If the size of the content to be loaded is between 50 kB and 500 kB, the bottom half of the container will be filled.

— If the size of the content to be loaded is greater than 500 kB, the entire container will be filled.

Graphic.

(Indicating that the content to be loaded is between 50 kB and 500 kB)



© ISO/IEC 2006 – All rights reserved
Copyright International Organization for Standardization
Provided by IHS under license with ISO
No reproduction or networking permitted without license from IHS
Not for Resale

6.4 Link history attributes

6.4.1 Link that has not been visited

Primary function. To enable the user to determine that the user has not visited the link previously (within the period of available history).

NOTE For a more detailed functional description refer to ISO 14915-2:2003, clause 8.4.6.

Specific instance. Links are expected to be “not previously visited” unless otherwise noted (ISO 14915-2:2003, clause 8.4.9).

NOTE This is intended to be consistent with other encodings that indicate a link has not been visited (e.g. the convention to use a default colour for links that have not been visited).

Components.

— The horizontal ovals (or rectangles) in the link attribute icon are filled with the same colour or shade of grey that is used for the background of the basic icon (see also 6.4.2).

Graphic.

NOTE This is the same as the basic link icon graphic.



© ISO/IEC 2006 – All rights reserved

Copyright International Organization for Standardization
Provided by IHS under license with ISO
No reproduction or networking permitted without license from IHS
Not for Resale

6.4.2 Visited links

Primary function. To enable the user to determine that the user has visited the link previously.

NOTE 1 For a more detailed functional description refer to ISO 14915-2:2003, clause 8.4.6.

NOTE 2 Links are expected to be “not previously visited” unless otherwise noted (ISO 14915-2:2003, clause 8.4.9).

Specific instance. The two horizontal ovals (or rectangles) of the basic link history icon are filled with a colour or shade of grey.

NOTE 1 This is not intended to be in conflict with other encodings that indicate a link has been visited (e.g. the convention to change the colour of links that have been visited). It is considered to also include this information in the link attribute icon, especially for users of screen readers who can get all their information about the properties of a link in one source from the link attribute icon.

NOTE 2 Different colours or shades of grey could be used to indicate different levels of recency. For example, black could be used for links visited within the current session and medium grey could be used for links visited during previous sessions.

Components.

— The horizontal ovals (or rectangles) in the link attribute icon are filled with a colour or shade of grey that is distinct from that used for the background of the basic icon (see also 6.4.1).

Graphic.



© ISO/IEC 2006 – All rights reserved
Copyright International Organization for Standardization
Provided by IHS under license with ISO
No reproduction or networking permitted without license from IHS
Not for Resale

Annex A
(informative)

Implementation issues for link attribute icons

A.1 General issues

This International Standard introduces a new set of related icons that can be used to meet a variety of requirements from clause 8 of ISO 14915-2:2003. This International Standard does not introduce new functionality requirements on any applications or systems. The general lack of icons and symbols for these requirements has required that this International Standard introduce new symbolism rather than adopt existing symbols.

Clause A.2 illustrates the combination of symbols.

Clause A.3 describes technical implementation issues relating to the use of these icons.

A.2 The combination of symbols

The symbols were chosen both for the information that they can convey to typical users and for their ability to be combined and displayed within a single icon. It is expected that the icons can gracefully degrade when used with limited resolution.

Icon composed of the complete set of symbols

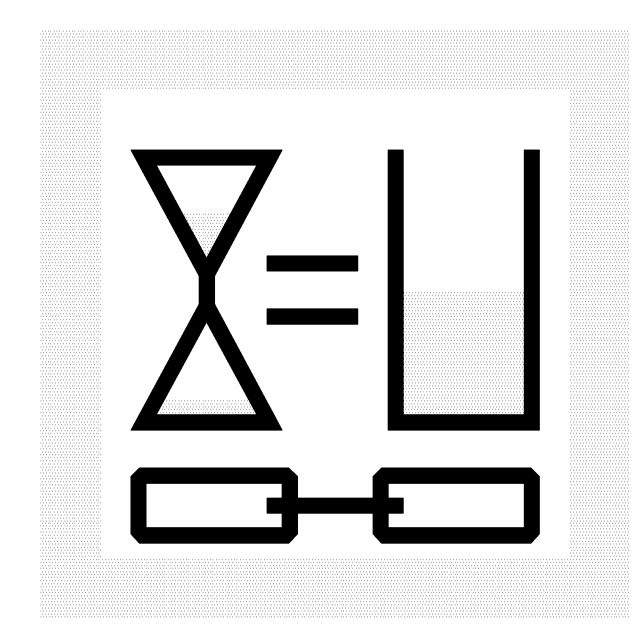

© ISO/IEC 2006 – All rights reserved

Copyright International Organization for Standardization
Provided by IHS under license with ISO
No reproduction or networking permitted without license from IHS
Not for Resale

A.3 Technical implementation issues

Care was taken to allow the individual graphics used in the icons to be distinctive, even in low resolution. This is especially important if these icons are used within segments of text without disrupting the visual flow of the text.

Note should be taken of the difference between requirements and recommendations in this International Standard. Consistent with other icon standards, requirements only apply if these particular symbols are used. Since their use is only recommended, it is possible to use some or all of them, depending on the sophistication of the systems involved. This is especially important since not all information required to be able to generate all of these symbols is always available in current systems. However, as more and more systems (1) recognize the usefulness of these symbols and/or (2) seek to implement the recommendations of ISO 14915-2, then more and more systems will have the necessary information to produce these symbols. For those symbols, these icons will present the easiest means of implementing a significant portion of ISO 14915-2.

These symbols may be presented at the same time as a link is presented to the user or may be presented as pop-ups when a pointer (such as a mouse cursor) is placed over the link. This latter approach makes the information readily available without cluttering the basic presentation of content.

These symbols may be implemented as icons or as special characters that could be used as the first character of a text stream. Implementing them as characters has the added benefit of their automatically being resizable. However, if they are implemented as characters, they should be implemented in accordance with ISO/IEC 10646:2003, *Information technology — Universal Multiple-Octet Coded Character Set (UCS)*.

© ISO/IEC 2006 – All rights reserved
Copyright International Organization for Standardization
Provided by IHS under license with ISO
No reproduction or networking permitted without license from IHS
Not for Resale

Annex B
(informative)

Developers of this technical report

The project editor of ISO/IEC 24738 was Jim Carter (Canada).

— ISO/IEC 24738 was developed by WG2 of ISO/IEC JTC 1/SC 35 under the convenorship of Yoshikazu Yamamoto (Japan).

Other WG2 experts involved in this development included

— Jeong Myung Choi (Korea),

— Folke Eliasson (Sweden),

— Richard Hodgkinson (UK),

— Hidezuki Matsubara (Japan),

— Katsumi Mizumo (Japan),

— Yoshihiko Nakano (Japan),

— Chae-Woo Yoo (Korea).

© ISO/IEC 2006 – All rights reserved

Copyright International Organization for Standardization
Provided by IHS under license with ISO
No reproduction or networking permitted without license from IHS
Not for Resale

ICS 35.240.20

Price based on 19 pages

© ISO/IEC 2006 – All rights reserved
Copyright International Organization for Standardization
Provided by IHS under license with ISO
No reproduction or networking permitted without license from IHS
Not for Resale