INTERNATIONAL STANDARD

ISO/IEC 23917

First edition
2005-11-01

Information technology — Telecommunications and information exchange between systems — NFCIP-1 — Protocol Test Methods

Technologies de l'information — Télécommunications et échange d'information entre systèmes — NFCIP-1 — Méthodes d'essai du protocole

Reference number
ISO/IEC 23917:2005(E)



© ISO/IEC 2005

Copyright International Organization for Standardization
Reproduced by IHS under license with ISO
No reproduction or networking permitted without license from IHS

Not for Resale

PDF disclaimer

This PDF file may contain embedded typefaces. In accordance with Adobe's licensing policy, this file may be printed or viewed but shall not be edited unless the typefaces which are embedded are licensed to and installed on the computer performing the editing. In downloading this file, parties accept therein the responsibility of not infringing Adobe's licensing policy. The ISO Central Secretariat accepts no liability in this area.

Adobe is a trademark of Adobe Systems Incorporated.

Details of the software products used to create this PDF file can be found in the General Info relative to the file; the PDF-creation parameters were optimized for printing. Every care has been taken to ensure that the file is suitable for use by ISO member bodies. In the unlikely event that a problem relating to it is found, please inform the Central Secretariat at the address given below.

© ISO/IEC 2005

All rights reserved. Unless otherwise specified, no part of this publication may be reproduced or utilized in any form or by any means, electronic or mechanical, including photocopying and microfilm, without permission in writing from either ISO at the address below or ISO's member body in the country of the requester.

ISO copyright office
Case postale 56 • CH-1211 Geneva 20
Tel. + 41 22 749 01 11
Fax + 41 22 749 09 47
E-mail copyright@iso.org
Web www.iso.org

Published in Switzerland

Copyright International Organization for Standardization
Reproduced by IHS under license with ISO
No reproduction or networking permitted without license from IHS

© ISO/IEC 2005 – All rights reserved

Not for Resale

Contents

Page

Foreword v

Introduction vi

1 Scope 1

2 Conformance 1

3 Normative references 1

4 Notational conventions 1
4.1 Representation of numbers 1
4.2 Names 1
4.3 Test report 2

5 Terms and definitions 2
5.1 Activation in Active communication Mode 2
5.2 Activation in Passive communication Mode 2
5.3 Active communication Mode 2
5.4 Operating volume 2
5.5 Passive communication Mode 2
5.6 Single Device Detection (SDD) 2
5.7 Scenario 2
5.8 Test commands 2

6 Acronyms and abbreviations 3

7 General description 5
7.1 Apparatus for Testing 5
7.1.1 Generating the I/O character timing in reception mode 5
7.1.2 Measuring and monitoring the RF I/O protocol 5
7.1.3 Test scenario and report 5
7.1.4 RFU bits 5
7.1.5 General rules 5

8 Target test methods 5
8.1 Apparatus for testing the Target (Target-test-apparatus) 5
8.2 List of protocol test methods related to ISO/IEC 18092 6
8.3 Activation in Passive communication Mode at 212 and 424 kbps 7
8.3.1 Activation time 7
8.3.2 Frame format 8
8.3.3 SDD at 212 and 424 kbps 8
8.4 Activation in Active communication Mode 9
8.4.1 RF Collision Avoidance 9
8.5 Logical operation of the Target Transport Protocol 10
8.5.1 Handling of ATR_REQ 10
8.5.2 Handling of PSL_REQ 11
8.5.3 Handling of DEP_REQ Information PDUs 13
8.5.4 Handling of DEP_REQ Information PDUs with the "more information" bit set to ONE 14
8.5.5 Handling of DEP_REQ supervisory PDU's with timeout bit set to ONE 19
8.5.6 Handling of DEP_REQ supervisory PDUs with timeout bit set to ZERO 20
8.5.7 Handling of DSL_REQ 21
8.5.8 Handling of RLS_REQ 22
8.5.9 Handling of WUP_REQ (Active communication Mode Only) 24

9 Initiator test methods 26
9.1 Apparatus for testing the Initiator (Initiator-test-apparatus) 26
9.1.1 Initiator test apparatus concept 26

© ISO/IEC 2005 All rights reserved

Copyright International Organization for Standardization
Reproduced by IHS under license with ISO
No reproduction or networking permitted without license from IHS
Not for Resale

9.1.2 Protocol activation procedure for Passive communication Mode at 106 kbps 26
9.1.3 Protocol activation procedures for Passive communication Mode at 212 and 424 kbps 27
9.1.4 Protocol activation procedures for Active communication Mode 27
9.2 List of protocol test methods for Initiators 27
9.3 Activation in Passive communication Mode at 212 and 424 kbps 28
9.3.1 Frame format 28
9.3.2 SDD at 212 and 424 kbps 28
9.4 Activation in Active communication Mode 29
9.4.1 Initial RF Collision Avoidance 29
9.4.2 Response RF Collision Avoidance with time jitter n=0 29
9.5 Logical operation of the Transport Protocol 30
9.5.1 Handling of ATR_RES 30
9.5.2 Handling of PSL_RES 31
9.5.3 Handling of DEP_RES Information PDUs 32
9.5.4 Handling of DEP_RES Information PDU's with more information bit set to ONE 34
9.5.5 Handling of DEP_RES supervisory PDU's with timeout bit set to ONE 37
9.5.6 Handling of DEP_RES supervisory PDUs with timeout bit set to ZERO 39
9.5.7 Handling of DSL_RES 40
9.5.8 Handling of RLS_RES 41

Annex A (normative) **Test report template for Target tests** 43

Annex B (normative) **Test report template for Initiator tests** 48

© ISO/IEC 2005 – All rights reserved
Copyright International Organization for Standardization
Reproduced by IHS under license with ISO
No reproduction or networking permitted without license from IHS
Not for Resale

Foreword

ISO (the International Organization for Standardization) and IEC (the International Electrotechnical Commission) form the specialized system for worldwide standardization. National bodies that are members of ISO or IEC participate in the development of International Standards through technical committees established by the respective organization to deal with particular fields of technical activity. ISO and IEC technical committees collaborate in fields of mutual interest. Other international organizations, governmental and non-governmental, in liaison with ISO and IEC, also take part in the work. In the field of information technology, ISO and IEC have established a joint technical committee, ISO/IEC JTC 1.

International Standards are drafted in accordance with the rules given in the ISO/IEC Directives, Part 2.

The main task of the joint technical committee is to prepare International Standards. Draft International Standards adopted by the joint technical committee are circulated to national bodies for voting. Publication as an International Standard requires approval by at least 75 % of the national bodies casting a vote.

Attention is drawn to the possibility that some of the elements of this document may be the subject of patent rights. ISO and IEC shall not be held responsible for identifying any or all such patent rights.

ISO/IEC 23917 was prepared by Ecma International (as ECMA-362) and was adopted, under a special “fast-track procedure”, by Joint Technical Committee ISO/IEC JTC 1, *Information technology*, in parallel with its approval by national bodies of ISO and IEC.

© ISO/IEC 2005 All rights reserved

Copyright International Organization for Standardization
Reproduced by IHS under license with ISO
No reproduction or networking permitted without license from IHS
Not for Resale

Introduction

In 2002, Ecma International formed Task Group 19 of Technical Committee 32 to specify Near Field Communication (NFC) signal interfaces and protocols. The NFC devices are wireless closely coupled devices communicating at 13,56 MHz.

The General Assembly of December 2002 adopted Near Field Communication Interface and Protocol-1 (NFCIP-1) as Standard ECMA-340 (ISO/IEC 18092).

This International Standard specifies protocol tests for ECMA-340 (ISO/IEC 18092) and complements ECMA-356 (ISO/IEC 22536), which specifies the RF interface tests for ECMA-340 (ISO/IEC 18092).

Copyright International Organization for Standardization
Reproduced by IHS under license with ISO
No reproduction or networking permitted without license from IHS

© ISO/IEC 2005 – All rights reserved

Not for Resale

Information technology — Telecommunications and information exchange between systems — NFCIP-1 — Protocol Test Methods

1 Scope

This International Standard specifies protocol test methods for ISO/IEC 18092 in addition to those specified in ISO/IEC 22536.

2 Conformance

In addition to conforming to ISO/IEC 22536, implementations of ISO/IEC 18092 shall pass all normative tests and requirements specified herein; test results shall be recorded using Annex A and Annex B of this International Standard.

3 Normative references

The following referenced documents are indispensable for the application of this document. For dated references, only the edition cited applies. For undated references, the latest edition of the referenced document (including any amendments) applies.

ISO/IEC 10373-6:2001, *Identification cards — Test methods — Part 6: Proximity cards*

ISO/IEC 18092:2004, *Information technology — Telecommunications and information exchange between systems — Near Field Communication — Interface and Protocol (NFCIP-1)*

ISO/IEC 22536:2005, *Information technology — Telecommunications and information exchange between systems — NFCIP-1 - RF interface test methods*

4 Notational conventions

4.1 Representation of numbers

The following conventions and notations apply in this document unless otherwise stated.

- Letters and digits in parentheses represent numbers in hexadecimal notation.
- The setting of bits is denoted by ZERO or ONE.
- Numbers in binary notation and bit patterns are represented by strings of digits 0 and 1 shown with the most significant bit to the left. Within such strings, X may be used to indicate that the setting of a bit is not specified within the string.

4.2 Names

The names of basic elements, e.g. specific fields, are written with a capital initial letter.

--`,,```,,,,````-`-`,,`,,`,`,,`---
© ISO/IEC 2005 All rights reserved
Copyright International Organization for Standardization
Reproduced by IHS under license with ISO
No reproduction or networking permitted without license from IHS
Not for Resale

4.3 Test report

The test report includes the number of passed tests versus the total number of tests, the number of different samples and the date of the tests, see Annexes A and B.

5 Terms and definitions

For the purposes of this document, the following terms and definitions apply

5.1
Activation in Active communication Mode
flow to activate the DUT in Active communication Mode as defined in ISO/IEC 18092, which includes initialisation and protocol activation.

5.2
Activation in Passive communication Mode
flow to activate the DUT in Passive communication Mode as defined in ISO/IEC 18092, which includes initialisation and protocol activation.

5.3
Active communication Mode
in the Active communication Mode scheme, as defined in ISO/IEC 18092, both the Initiator and the Target use their own RF field to enable the communication.

5.4
Operating volume
a volume with a field strength of at least H_{min} and not exceeding H_{max} generated by a NFC device at manufacturer specified positions.

5.5
Passive communication Mode
the Initiator is generating the RF field and the Target responds to an Initiator command in a load modulation scheme as defined in ISO/IEC 18092.

5.6
Single Device Detection (SDD)
SDD is an algorithm used by the initiator to detect one out of several Targets in its RF field.

5.7
Scenario
a scenario is a protocol and application specific sequence test operations. Scenario description tables list all individual test operations.

A horizontal line in a scenario description table indicates that the device shall be reset to initial conditions.

5.8
Test commands
Commands defined for dedicated functional behaviour on an implemented system according to ISO/IEC 18092. The PDUs that are actually used in these commands shall be recorded in the test report (see Annex A and Annex B).

Definitions valid for all test commands:

xx PNI

--`,,```,,,,````-`-`,,`,,`,`,,`---

© ISO/IEC 2005 – All rights reserved
Copyright International Organization for Standardization
Reproduced by IHS under license with ISO
No reproduction or networking permitted without license from IHS
Not for Resale

The following test commands are specified based on PDUs specified in ISO/IEC 18092:

$A(ACK)_{xx}$	DEP_REQ or DEP_RES PDU coded as ACK/NACK PDU with ACK/NACK bit set to ZERO and PNI set to xx.
$A(NACK)_{xx}$	DEP_REQ or DEP_RES PDU coded as ACK/NACK PDU with ACK/NACK bit set to ONE and PNI set to xx.
S(A)	DEP_REQ or DEP_RES PDU coded as Supervisory PDU (as defined in ISO/IEC 18092) with the Timeout bit set to ZERO. No PNI is used for this command.
S(TO)	DEP_REQ or DEP_RES PDU coded as Supervisory PDU (as defined in ISO/IEC 18092) with the Timeout bit set to ONE. No PNI is used for this command.
$TEST_COMMAND1_{xx}$	Default Test command, it is a DEP_REQ frame coded as information PDU with "More Information" bit set to ZERO (no chaining) and the PNI set to xx. The Initiator or the target-test-apparatus sends this PDU.
$TEST_RESPONSE1_{xx}$	Response to TEST_COMMAND1 (DEP_RES) with the PNI set to xx.
$TEST_COMMAND2_{xx}$	Test command used for tests of the chaining procedure. This command forces the counterpart (either Initiator or Target) to use chaining in the next DEP_REQ. This command is a DEP_REQ or DEP_RES frame, for an Initiator or Target respectively, with its "More Information" bit set to ZERO and it uses the same PDU as TEST_COMMAND1, but this PDU has different data.
$TEST_COMMAND3B_{xx}$	This command marks the beginning of a DEP_REQ or DEP_RES frame, for an Initiator or Target respectively, with its "More Information" bit set to ONE and the PNI set to xx.
$TEST_COMMAND3n_{xx}$	This command is sent after TEST_COMMAND3B and before TEST_COMMAND3E. The lower case *n* represents a number ranging from 0 to 9. This command has the "More Information" bit set to ONE and the PNI set to xx.
$TEST_COMMAND3E_{xx}$	This command marks the end of the chaining procedure and is a DEP_REQ or DEP_RES frame, for an Initiator or Target respectively, with the "More Information" bit set to ZERO and the PNI set to xx.
$TEST_RESPONSE3_{xx}$	is the response to the chaining command. Shall be a DEP_REQ or DEP_RES frame, for an Initiator or Target respectively, with the "More Information" bit set to ZERO and the PNI set to xx.
$TEST_COMMAND4_{xx}$	Test command used for tests dealing with frame waiting time. The Initiator sends this command and forces the Target to use a Supervisory PDU with the timeout bit set to ONE and the PNI set to xx.
$TEST_RESPONSE4_{xx}$	is the response to TEST_COMMAND4. It is a DEP_RES with the "More Information" bit set to ZERO and the PNI set to xx. It may be the same as TEST_RESPONSE1.

6 Acronyms and abbreviations

ATR_REQ	ATtribute Request command as defined in ISO/IEC 18092
ATR_RES	Response to the ATR_REQ
CRC	Cyclic Redundancy Check as defined in Annex A of ISO/IEC 18092
~CRC	CRC as defined above with all bits inverted

-`,,```,,,,````-`-,,`,,`,`,,`---
© ISO/IEC 2005 All rights reserved
Copyright International Organization for Standardization
Reproduced by IHS under license with ISO
No reproduction or networking permitted without license from IHS
Not for Resale

DEP_REQ	Data Exchange Protocol Request as defined in ISO/IEC 18092
DEP_RES	Response to the Data Exchange Protocol Request
DID	Device ID as defined in ISO/IEC 18092
DSL_REQ	DeSeLect Request command as defined in ISO/IEC 18092
DSL_RES	Response to the DSL_REQ
DUT	Device Under Test
fc	Frequency of operating field (carrier frequency) as defined in ISO/IEC 18092
Hmax	Maximum field strength of the Initiator antenna field as defined in ISO/IEC 18092
Hmin	Minimum field strength of the Initiator antenna field as defined in ISO/IEC 18092
HThreshold	Defined in ISO/IEC 18092
ID	Identification number
LT	Lower Tester the Target-emulation part of the Initiator-Test-apparatus
Mute	No response within a specified timeout
PDU	Protocol Data Unit as defined in ISO/IEC 18092
PNI	Package Number Information as defined in ISO/IEC 18092
POL_REQ	POlling Request command as defined in ISO/IEC 18092
POL_RES	Response to the Polling Request
PSL_REQ	Parameter SeLect Request command as defined in ISO/IEC 18092
PSL_RES	Response to the PSL_REQ
RF	Radio Frequency
RFU	Reserved for Future Use
RLS_REQ	ReLease Request command as defined in ISO/IEC 18092
RLS_RES	Response to the RLS_REQ
RTO PDU	Response TimeOut extension as specified in ISO/IEC 18092 clause 12.6.1.3.3 and 12.6.2
SDD	Single Device Detection as defined in ISO/IEC 18092
Td	The delay between the end of the Request frame and the start of the first time slot for SDD at 212 and 424 kbps (equals 512 × 64/fc)
Ts	The period of one time slot (equals 256 × 64/fc)
TCM	Test control message
UT	Upper Tester, the master part of the Initiator-Test-apparatus

© ISO/IEC 2005 – All rights reserved
Copyright International Organization for Standardization
Reproduced by IHS under license with ISO
No reproduction or networking permitted without license from IHS
Not for Resale

7 General description

7.1 Apparatus for Testing

NOTE The test-apparatus may require information about the implemented protocol and functionality. These parameters shall be recorded in the test report.

This clause is valid for Initiator and Target tests.

Although this International Standard does not define dedicated test circuit for timing measurements and to check the correctness of the framing, influence of such circuit shall be avoided.

7.1.1 Generating the I/O character timing in reception mode

The target-test-apparatus and the LT shall be able to generate the I/O bit stream according to ISO/IEC 18092. All timing parameters (e.g. start bit length, guard time, bit width, request guard time, start of frame width, end of frame width) shall be set to any value within the defined ranges of ISO/IEC 18092. The limits shall be tested according ISO/IEC 22536.

7.1.2 Measuring and monitoring the RF I/O protocol

The targe-test-apparatus and the LT shall be able to measure the timing of the logical low and high states of the incoming demodulated data.

7.1.3 Test scenario and report

Testing of the DUT as defined in this document and requires a test scenario to be executed. This test scenario contains a protocol and application specific sequence.

The result of the test scenario shall be documented in a test report as defined in Annexes A and B.

7.1.4 RFU bits

A test shall fail and the DUT declared non-compliant in case an RFU field is not set to its default value.

7.1.5 General rules

The following rules apply:

An Initiator (Target test apparatus) always sends a request whereas a Target (LT) sends a response.

A response must follow a request.

If the PNIs for the TEST_RESPONSE*n* and TEST_COMMAND*n* are the same, then TEST_COMMAND*n* is correct.

8 Target test methods

The DUT shall answer as specified in the scenarios, optionally inserting one or more RTO PDUs before responding with the PDU as specified in the scenarios.

8.1 Apparatus for testing the Target (Target-test-apparatus)

The Target-test-apparatus tests the DUT by emulating an Initiator.

© ISO/IEC 2005 All rights reserved

Copyright International Organization for Standardization
Reproduced by IHS under license with ISO
No reproduction or networking permitted without license from IHS
Not for Resale

The Target-test-apparatus shall execute the initialisation and protocol activation and perform data exchange commands.

8.2 List of protocol test methods related to ISO/IEC 18092

To test Targets performing initialisation and SDD in Passive communication Mode at 106 kbps the PICC test methods of ISO/IEC 10373-6 must be executed.

To test Targets performing initialisation and SDD in Passive communication Mode at 212 and 424 kbps the test methods listed in table 1 must be executed.

Table 1 — Activation in Passive communication Mode at 212 and 424 kbps

Test method		Corresponding requirement	
Clause	**Name**	**Base standard**	**Clause(s)**
8.3.1	Activation time	ISO/IEC 18092	11.2.2.3
8.3.2	Frame format	ISO/IEC 18092	11.2.2.2
8.3.3	SDD at 212 and 424 kbps	ISO/IEC 18092	11.2.2.3 11.2.2.4

To test Targets performing initialisation in Active communication Mode the test method in table 2 must be executed.

Table 2 — Activation in Active communication Mode

Test method		Corresponding requirement	
Clause	**Name**	**Base standard**	**Clause(s)**
8.4.1	RF Collision Avoidance	ISO/IEC 18092	11.1.2

To test Targets using the transport protocol the test methods listed in table 3 must be executed.

© ISO/IEC 2005 – All rights reserved
Copyright International Organization for Standardization
Reproduced by IHS under license with ISO
No reproduction or networking permitted without license from IHS
Not for Resale

Table 3 — Logical operation of the Transport Protocol

Test method		Corresponding requirement	
Clause	Name	Base standard	Clause(s)
8.5.1	Handling of ATR_REQ	ISO/IEC 18092	12.5.1.3
8.5.2	Handling of PSL_REQ	ISO/IEC 18092	12.5.3.3
8.5.3	Handling of DEP_REQ Information PDUs	ISO/IEC 18092	12.6.1.2
8.5.4	Handling of DEP_REQ Information PDUs with the "more information" bit set to ONE	ISO/IEC 18092	12.6.1.3
8.5.5	Handling of DEP_REQ supervisory PDUs with timeout bit set to ONE	ISO/IEC 18092	12.6.1.3
8.5.6	Handling of DEP_REQ supervisory PDU's with timeout bit set to ZERO	ISO/IEC 18092	12.6.1.3
8.5.7	Handling of DSL_REQ	ISO/IEC 18092	12.7.1.3
8.5.8	Handling of RLS_REQ	ISO/IEC 18092	12.7.2.3

8.3 Activation in Passive communication Mode at 212 and 424 kbps

8.3.1 Activation time

The purpose of this test is to verify that the Target responds with to a POL_REQ with a POL_RES within two seconds after power up (see ISO/IEC 18092 clause 11.2.2.3).

8.3.1.1 Procedure

Repeat steps a) to e) for the data rates of 212 and 424 kbps.

a) Place the DUT into the operating volume.

b) Generate an RF-field between the limits H_{min} and H_{max} and verify that the field strength does not influence the test results.

c) Send a POL_REQ command frame with TSN is set to 0 at the selected data rate.

d) If there is no POL_RES received after T_d and T_s are passed send the POL_REQ again. Repeat this step until a response from the DUT is received.

e) Measure the timing between RF-on and the beginning of the 1st response of the DUT. If the DUT responds in less than two seconds, the test is PASS otherwise it is FAIL.

8.3.1.2 Test report

The test report shall indicate whether the DUT behaves correctly for both data rates.

© ISO/IEC 2005 All rights reserved

Copyright International Organization for Standardization
Reproduced by IHS under license with ISO
No reproduction or networking permitted without license from IHS
Not for Resale

8.3.2 Frame format

The purpose of this test is to determine the frame formats at 212 and 424 kbps are correct (see ISO/IEC 18092 clause 11.2.2.2).

8.3.2.1 Procedure

Repeat steps a) to d) for the data rates of 212 and 424 kbps.

a) Place the DUT into the operating volume.

b) Generate an RF-field between the limits H_{min} and H_{max} and verify that the field strength does not influence the test results.

c) Send the POL_REQ command frame at the selected data rate.

d) Verify the correct framing of the response from the DUT.

8.3.2.2 Test report

The test report shall indicate whether the DUT behaves correctly for both data rates and shall include results for the following characteristics:

Characteristic	Expected result
Preamble	minimum 48 bits all logical ZEROs
SYNC	1st byte is ´B2´ 2nd byte is ´4D´
value of the length byte	´12´
CRC bytes	according to ISO/IEC 18092, Annex A

8.3.3 SDD at 212 and 424 kbps

The purpose of this test is to determine the correct response to the POL_REQ (see ISO/IEC 18092 clause 11.2.2.4).

8.3.3.1 Procedure

Repeat steps a) to f) for the data rates of 212 and 424 kbps.

a) Place the DUT into the operating volume.

b) Generate an RF-field between the limits H_{min} and H_{max} and verify that the field strength does not influence the test results.

c) Send a POL_REQ command frame with TSN is set to 0 at the selected data rate.

d) Record the time between POL_REQ and POL_RES. If the DUT does not respond in the last time slot available repeat step c).

Copyright International Organization for Standardization
Reproduced by IHS under license with ISO
No reproduction or networking permitted without license from IHS
© ISO/IEC 2005 – All rights reserved
Not for Resale

e) Analyse the content of the response.

f) Increase the TSN to the next allowed value and repeat step a) to e) until the maximum TSN value is reached.

8.3.3.2 Test report

The test report shall indicate whether the DUT behaves correctly for both data rates and shall include results for the following characteristics:

Characteristic	Expected result
1st byte of the payload	´01´
2nd byte of the payload	´01´
3rd byte of the payload	´FE´
time between end of POL_REQ and end of POL_RES	$T_d + (TSN + 1) * T_s$

8.4 Activation in Active communication Mode

8.4.1 RF Collision Avoidance

The purpose of this test is to determine the behaviour of the DUT in Active communication Mode during RF Collision Avoidance (see ISO/IEC 18092 clause 11.1.2).

8.4.1.1 Procedure

Repeat steps a) to e) for the data rates of 106, 212 and 424 kbps.

a) Place the DUT into the operating volume.

b) Generate an RF-field between the limits H_{min} and H_{max} and verify that the field strength does not influence the test results.

c) Send a valid ATR_REQ command frame at the selected data rate and switch off the RF afterwards.

d) Measure the time between RF-off of the Target test-apparatus and RF-on of the DUT.

e) Repeat steps a) to d) until all randomly generated number of time periods are met and count the number of retries necessary.

8.4.1.2 Test report

The test report shall indicate whether the DUT behaves correctly for all data rates.

© ISO/IEC 2005 All rights reserved

Copyright International Organization for Standardization
Reproduced by IHS under license with ISO
No reproduction or networking permitted without license from IHS
Not for Resale

Characteristic	Expected result
T_{ADT}	minimum $768/f_c$ maximum $2559/f_c$
T_{RFW}	n times $512/f_c$

8.5 Logical operation of the Target Transport Protocol

8.5.1 Handling of ATR_REQ

The purpose of this test is to determine the correct handling of the ATR_REQ of the DUT (see ISO/IEC 18092 clause 12.5.1.3.2).

8.5.1.1 Procedure

Repeat steps a) to e) for the data rates of 106, 212 and 424 kbps and for both Active and Passive communication Modes.

a) Place the DUT into the operating volume.

b) Generate an RF-field between the limits H_{min} and H_{max} and verify that the field strength does not influence the test results.

c) Perform activation selected according at the selected data rate and follow the rules for Collision avoidance in Active communication mode.

d) Apply the test scenario T 1.

e) Analyse if the response from the DUT are according to scenario T 1.

--`,,```,,,,````-`-`,,`,,`,`,,`---

© ISO/IEC 2005 – All rights reserved
Copyright International Organization for Standardization
Reproduced by IHS under license with ISO
No reproduction or networking permitted without license from IHS
Not for Resale

Scenario T 1 — ATR_REQ



8.5.1.2 Test report

The test report shall indicate whether the DUT behaves correctly for all data rates and communication modes.

8.5.2 Handling of PSL_REQ

The purpose of this test is to determine the correct PSL handling of the DUT (see ISO/IEC 18092 clause 12.5.3.3.2).

8.5.2.1 Procedure

Repeat steps a) to f) for the data rates of 106, 212 and 424 kbps and for both Active and Passive communication Modes.

a) Place the DUT into the operating volume.

b) Turn on a field between the limits H_{min} and H_{max} and verify that the field strength does not influence the test results.

c) Perform initialisation and protocol activation in the selected communication mode and data rate.

© ISO/IEC 2005 All rights reserved

Copyright International Organization for Standardization
Reproduced by IHS under license with ISO
No reproduction or networking permitted without license from IHS
Not for Resale

d) Send an ATR_REQ and receive ATR_RES.

e) Apply the test scenario T 2.

f) Check the response from the DUT is according to scenario T 2.

Scenario T 2 — PSL_REQ

Target-test-apparatus		DUT
PSL_REQ	→	
	←	PSL_RES
PSL_REQ	→	
	←	Mute
$TEST_COMMAND1_{00}$	→	
	←	$TEST_RESPONSE1_{00}$
PSL_REQ (~CRC)	→	
	←	Mute
PSL_REQ	→	
	←	Mute
$TEST_COMMAND1_{00}$	→	
	←	$TEST_RESPONSE1_{00}$
$TEST_COMMAND1_{00}$	→	
	←	$TEST_RESPONSE1_{00}$
PSL_REQ	→	
	←	Mute
$TEST_COMMAND1_{01}$	→	
	←	$TEST_RESPONSE1_{01}$

8.5.2.2 Test report

The test report shall indicate whether the DUT behaves correctly for all data rates and communication modes.

© ISO/IEC 2005 – All rights reserved
Copyright International Organization for Standardization
Reproduced by IHS under license with ISO
No reproduction or networking permitted without license from IHS
Not for Resale

8.5.3 Handling of DEP_REQ Information PDUs

The purpose of this test is to determine the correct handling of the DEP_REQ information PDU of the DUT (see ISO/IEC 18092 clause 12.6.1.3).

8.5.3.1 Procedure

Repeat steps a) to f) for the data rates of 106, 212 and 424 kbps and for both Active and Passive communication Modes.

a) Place the DUT into the operating volume.

b) Turn on a field between the limits H_{min} and H_{max} and verify that the field strength does not influence the test results.

c) Perform activation in the selected communication mode and data rate.

d) Send an ATR_REQ and receive the ATR_RES from the DUT.

e) Execute scenario T 3 followed by scenario T 4.

f) Check if the response and the PNIs from the DUT are according to the scenarios.

Scenario T 3 — DEP_REQ information PDU, correct transaction

Target-test-apparatus		DUT
$TEST_COMMAND1_{00}$	→	
	←	$TEST_RESPONSE1_{00}$
$TEST_COMMAND1_{01}$	→	
	←	$TEST_RESPONSE1_{01}$
$TEST_COMMAND1_{10}$	→	
	←	$TEST_RESPONSE1_{10}$
$TEST_COMMAND1_{11}$	→	
	←	$TEST_RESPONSE1_{11}$

--`,,```,,,,````-`-`,,`,,`,`,,`---
© ISO/IEC 2005 All rights reserved
Copyright International Organization for Standardization
Reproduced by IHS under license with ISO
No reproduction or networking permitted without license from IHS
Not for Resale

Scenario T 4 — DEP_REQ information PDU, erroneous transaction



8.5.3.2 Test report

The test report shall indicate whether the DUT behaves correctly for all data rates and communication modes for both scenarios.

8.5.4 Handling of DEP_REQ Information PDUs with the "more information" bit set to ONE

The purpose of this test is to determine the correct handling of the DEP_REQ information PDU with the "more information" bit set to ONE (see ISO/IEC 18092 clause 12.6.1.3).

8.5.4.1 Procedure

Repeat steps a) to f) for the data rates of 106, 212 and 424 kbps and for both Active and Passive communication Modes.

a) Place the DUT into the operating volume.

b) Turn on a field between the limits H_{min} and H_{max} and verify that the field strength does not influence the test results.

--`,,```,,,,````-`-`,,`,,`,`,,`---
Copyright International Organization for Standardization
Reproduced by IHS under license with ISO
No reproduction or networking permitted without license from IHS
© ISO/IEC 2005 – All rights reserved
Not for Resale

c) Perform activation in the selected communication mode and data rate.

d) Send an ATR_REQ and receive the ATR_RES from the DUT.

e) Execute scenario T 5 followed scenario T 6.

f) Check if the response and the PNIs from the DUT are according to the test scenarios.

Scenario T 5 — DEP_REQ information PDU with more information bit set; correct transaction

Target-test-apparatus		DUT
$TEST_COMMAND1_{00}$	→	
	←	$TEST_RESPONSE1_{00}$
$TEST_COMMAND3B_{01}$	→	
	←	$A(ACK)_{01}$
$TEST_COMMAND3E_{10}$	→	
	←	$TEST_RESPONSE3_{10}$
$TEST_COMMAND1_{11}$	→	
	←	$TEST_RESPONSE1_{11}$

© ISO/IEC 2005 All rights reserved
Copyright International Organization for Standardization
Reproduced by IHS under license with ISO
No reproduction or networking permitted without license from IHS
Not for Resale



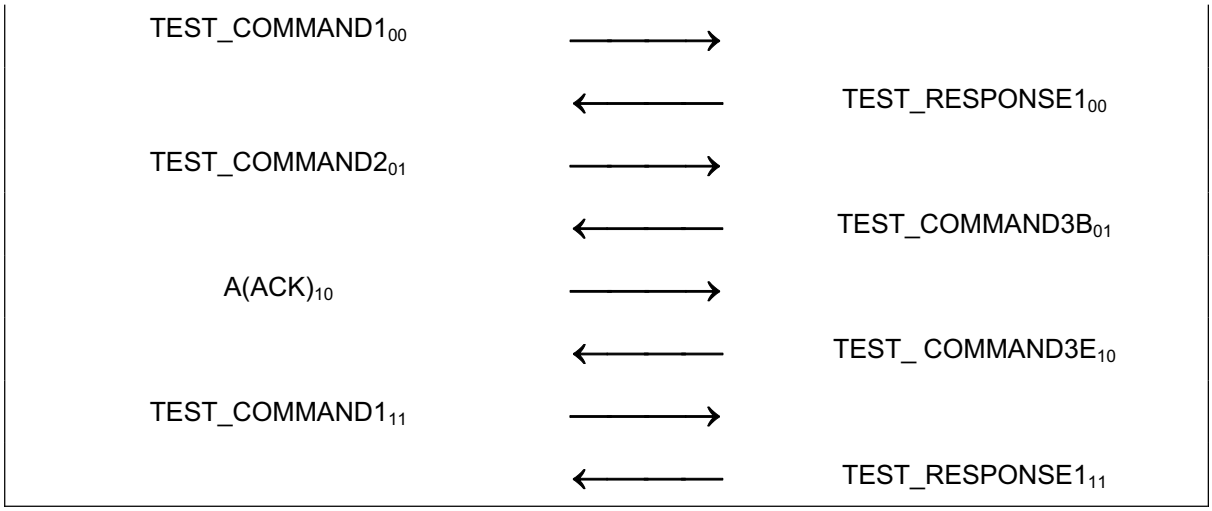

The following test case depends on the behaviour of the DUT and is therefore optional.

© ISO/IEC 2005 – All rights reserved
Copyright International Organization for Standardization
Reproduced by IHS under license with ISO
No reproduction or networking permitted without license from IHS
Not for Resale

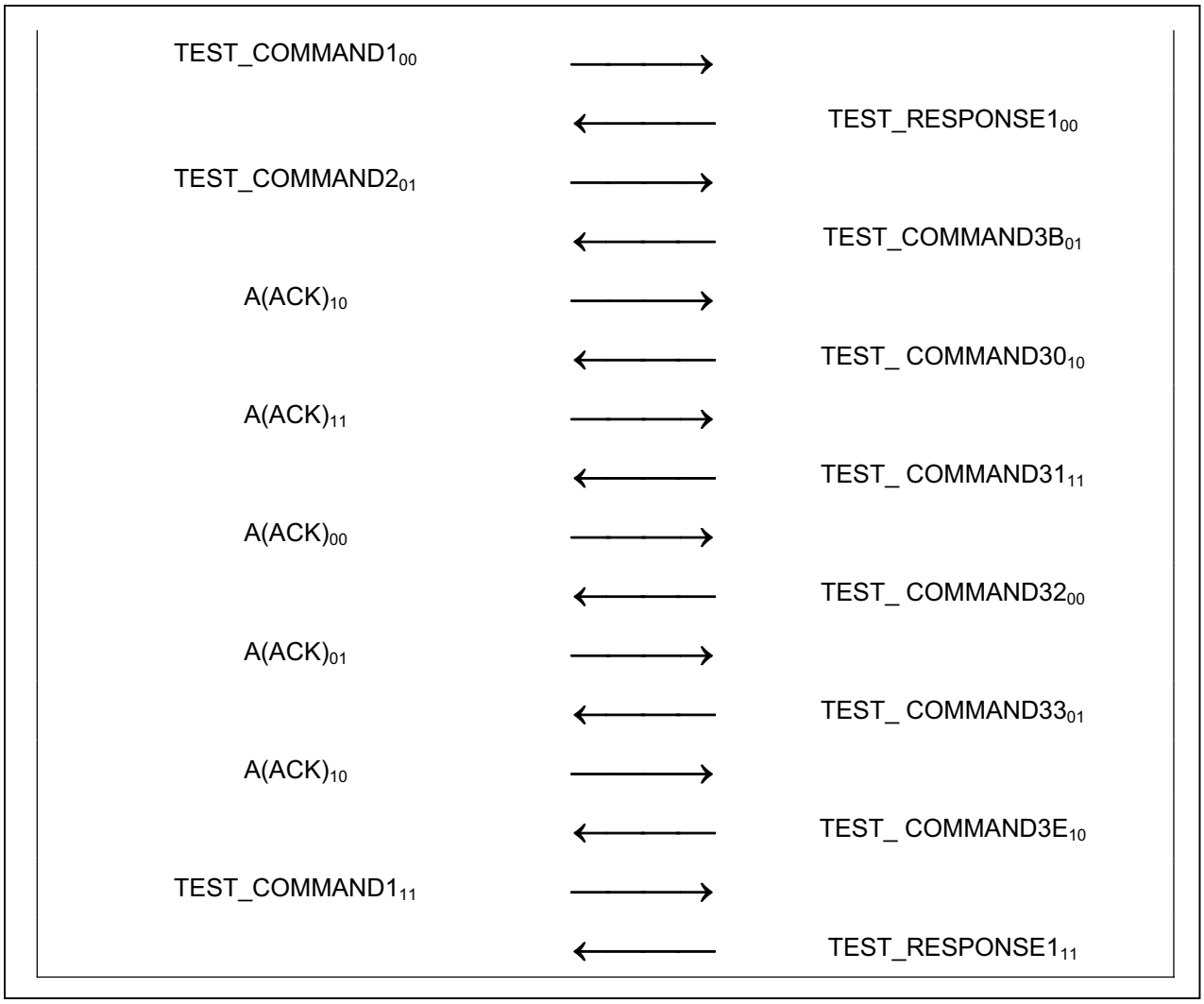

--`,,```,,,,````-`-`,,`,,`,`,,`---

© ISO/IEC 2005 All rights reserved

Copyright International Organization for Standardization
Reproduced by IHS under license with ISO
No reproduction or networking permitted without license from IHS
Not for Resale

Scenario T 6 — DEP_REQ information PDU with more information bit set, erroneous transaction

Target-test-apparatus		DUT
$TEST_COMMAND1_{00}$	→	
	←	$TEST_RESPONSE1_{00}$
$TEST_COMMAND3B_{01}$	→	
	←	$A(ACK)_{01}$
$TEST_COMMAND30_{10}$ (~CRC)	→	
	←	Mute
S(A)	→	
	←	S(A)
$TEST_COMMAND30_{10}$	→	
	←	$A(ACK)_{10}$
$TEST_COMMAND3E_{11}$	→	
	←	$TEST_RESPONSE3_{11}$
$TEST_COMMAND1_{00}$	→	
	←	$TEST_RESPONSE1_{00}$

$TEST_COMMAND1_{00}$	→	
	←	$TEST_RESPONSE1_{00}$
$TEST_COMMAND2_{01}$	→	
	←	$TEST_COMMAND3B_{01}$
$A(ACK)_{10}$ (~CRC)	→	
	←	Mute
S(A)	→	
	←	S(A)
$A(ACK)_{10}$	→	
	←	$TEST_RESPONSE3E_{10}$
$TEST_COMMAND1_{11}$	→	
	←	$TEST_RESPONSE1_{11}$

© ISO/IEC 2005 – All rights reserved
Copyright International Organization for Standardization
Reproduced by IHS under license with ISO
No reproduction or networking permitted without license from IHS
Not for Resale

8.5.4.2 Test report

The test report shall indicate whether the DUT behaves correctly for all data rates and communication modes.

8.5.5 Handling of DEP_REQ supervisory PDU's with timeout bit set to ONE

The purpose of this test is to determine the correct handling of the DEP_REQ with supervisory PDU with timeout bit set to ONE (see ISO/IEC 18092 clause 12.6.1.3).

8.5.5.1 Procedure

Repeat steps a) to f) for the data rates of 106, 212 and 424 kbps and for both Active and Passive communication Modes.

a) Place the DUT into the operating volume.

b) Turn on a field between the limits H_{min} and H_{max} and verify that the field strength does not influence the test results.

c) Perform activation in the selected communication mode and data rate.

d) Send an ATR_REQ and receive the ATR_RES from the DUT.

e) Execute scenario T 7 followed by scenario T 8.

f) Check if the response and the PNIs from the DUT are according to scenarios.

Scenario T 7 — DEP_REQ supervisory PDU with timeout bit set to ONE; correct transaction

Target-test-apparatus		DUT
$TEST_COMMAND1_{00}$	→	
	←	$TEST_RESPONSE1_{00}$
$TEST_COMMAND4_{01}$	→	
	←	S(TO)
S(TO)	→	
	←	$TEST_RESPONSE4_{01}$
$TEST_COMMAND1_{10}$	→	
	←	$TEST_RESPONSE1_{10}$

--`,,```,,,,````-`-`,,`,,`,`,,`---

© ISO/IEC 2005 All rights reserved

Copyright International Organization for Standardization
Reproduced by IHS under license with ISO
No reproduction or networking permitted without license from IHS
Not for Resale

Scenario T 8 — DEP_REQ supervisory PDU, timeout bit set, erroneous transaction



8.5.5.2 Test report

The test report shall indicate whether the DUT behaves correctly for all data rates and both communication modes

8.5.6 Handling of DEP_REQ supervisory PDUs with timeout bit set to ZERO

The purpose of this test is to determine the correct handling of the DEP_REQ supervisory PDU with the timeout bit set to ZERO (see ISO/IEC 18092 clause 12.6.1.3).

8.5.6.1 Procedure

Repeat steps a) to f) for the data rates of 106, 212 and 424 kbps and for both Active and Passive communication Modes.

a) Place the DUT into the operating volume.

b) Turn on a field between the limits H_{min} and H_{max} and verify that the field strength does not influence the test results.

c) Perform activation in the selected communication mode and data rate.

d) Send an ATR_REQ and receive the ATR_RES from the DUT.

e) Execute scenario T 9 followed by scenario T 10.

f) Check if the response and the PNIs from the DUT are according to the scenarios.

© ISO/IEC 2005 – All rights reserved
Copyright International Organization for Standardization
Reproduced by IHS under license with ISO
No reproduction or networking permitted without license from IHS
Not for Resale

Scenario T 9 — DEP_REQ supervisory PDU, timeout bit not set to ZERO, correct transaction

Target-test-apparatus		DUT
$TEST_COMMAND1_{00}$	→	
	←	$TEST_RESPONSE1_{00}$
S(A)	→	
	←	S(A)
$TEST_COMMAND1_{01}$	→	
	←	$TEST_RESPONSE1_{01}$

Scenario T 10 — DEP_REQ supervisory PDU, timeout bit not set to ZERO, erroneous transaction

Target-test-apparatus		DUT
$TEST_COMMAND1_{00}$	→	
	←	$TEST_RESPONSE1_{00}$
S(A) (~CRC)	→	
	←	Mute
S(A)	→	
	←	S(A)
$TEST_COMMAND1_{01}$	→	
	←	$TEST_RESPONSE1_{01}$

8.5.6.2 Test report

The test report shall indicate whether the DUT behaves correctly for all data rates and communication modes.

8.5.7 Handling of DSL_REQ

The purpose of this test is to determine the correct handling of the DSL_REQ (see ISO/IEC 18092 clause 12.7.1.3).

8.5.7.1 Procedure

Repeat steps a) to f) for the data rates of 106, 212 and 424 kbps and for both Active and Passive communication Modes.

a) Place the DUT into the operating volume.

b) Turn on a field between the limits H_{min} and H_{max} and verify that the field strength does not influence the test results.

--`,,```,,,,````-`-`,,`,,`,`,,`---

© ISO/IEC 2005 All rights reserved

Copyright International Organization for Standardization
Reproduced by IHS under license with ISO
No reproduction or networking permitted without license from IHS
Not for Resale

c) Perform activation in the selected communication mode and data rate.

d) Send an ATR_REQ and receive the ATR_RES from the DUT.

e) Execute scenario T 11 followed scenario T 12.

f) Check if the response and the PNIs from the DUT are according to the scenarios.

Scenario T 11 — DSL_REQ, correct transaction

Target-test-apparatus		DUT
$TEST_COMMAND1_{00}$	→	
	←	$TEST_RESPONSE1_{00}$
DSL_REQ	→	
	←	DSL_RES
DSL_REQ	→	
	←	Mute

Scenario T 12 — DSL_REQ, erroneous transaction

Target-test-apparatus		DUT
$TEST_COMMAND1_{00}$	→	
	←	$TEST_RESPONSE1_{00}$
DSL_REQ (~CRC)	→	
	←	Mute
DSL_REQ	→	
	←	DSL_RES

8.5.7.2 Test report

The test report shall indicate whether the DUT behaves correctly for all data rates and communication modes.

8.5.8 Handling of RLS_REQ

The purpose of this test is to determine the correct handling of the RLS_REQ of the DUT (see ISO/IEC 18092 clause 12.7.2.3).

8.5.8.1 Procedure

Repeat steps a) to h) for the data rates of 106, 212 and 424 kbps and for both Active and Passive communication Modes.

© ISO/IEC 2005 – All rights reserved
Copyright International Organization for Standardization
Reproduced by IHS under license with ISO
No reproduction or networking permitted without license from IHS
Not for Resale

a) Place the DUT into the operating volume.

b) Turn on a field between the limits H_{min} and H_{max} and verify that the field strength does not influence the test results.

c) Perform activation in the selected communication mode and data rate.

d) Send an ATR_REQ and receive the ATR_RES from the DUT.

e) Execute scenario T 13 followed scenario T 14.

f) Check if the response and the PNIs from the DUT are according to the scenarios.

g) Perform activation for the selected communication mode and data rate.

h) Send ATR_REQ and check valid ATR_RES from the DUT.

Scenario T 13 — RLS_REQ, correct transaction

Target-test-apparatus		DUT
$TEST_COMMAND1_{00}$	→	
	←	$TEST_RESPONSE1_{00}$
RLS_REQ	→	
	←	RLS_RES
RLS_REQ	→	
	←	Mute

Scenario T 14 — RLS_REQ, erroneous transaction

Target-test-apparatus		DUT
$TEST_COMMAND1_{00}$	→	
	←	$TEST_RESPONSE1_{00}$
RLS_REQ (~CRC)	→	
	←	Mute
RLS_REQ	→	
	←	RLS_RES

8.5.8.2 Test report

The test report shall indicate whether the DUT behaves correctly for all data rates and communication modes.

© ISO/IEC 2005 All rights reserved

Copyright International Organization for Standardization
Reproduced by IHS under license with ISO
No reproduction or networking permitted without license from IHS
Not for Resale

8.5.9 Handling of WUP_REQ (Active communication Mode Only)

The purpose of this test is to determine the correct handling of the WUP_REQ of the DUT (see ISO/IEC 18092 clause 12.5.2.3).

8.5.9.1 Procedure

Repeat steps a) to g) for the data rates of 106, 212 and 424 kbps.

a) Place the DUT into the operating volume.

b) Turn on a field between the limits H_{min} and H_{max} and verify that the field strength does not influence the test results.

c) Perform activation in Active communication Mode at the selected data rate.

d) Send an ATR_REQ and receive the ATR_RES from the DUT.

e) Execute scenario T 15 followed by scenario T 16.

f) Check if the response and the PNIs from the DUT are according to the scenarios.

g) Send an ATR_REQ and receive the ATR_RES from the DUT.

Scenario T 15 — WUP_REQ, correct transaction

Target-test-apparatus		DUT
$TEST_COMMAND1_{00}$	→	
	←	$TEST_RESPONSE1_{00}$
$TEST_COMMAND1_{01}$	→	
	←	$TEST_RESPONSE1_{01}$
DSL_REQ	→	
	←	DSL_RES
WUP_REQ	→	
	←	WUP_RES
$TEST_COMMAND1_{00}$	→	
	←	$TEST_RESPONSE1_{00}$

© ISO/IEC 2005 – All rights reserved
Copyright International Organization for Standardization
Reproduced by IHS under license with ISO
No reproduction or networking permitted without license from IHS
Not for Resale

Scenario T 16 — WUP_REQ, erroneous transaction

Target-test-apparatus		DUT
$TEST_COMMAND1_{00}$	→	
	←	$TEST_RESPONSE1_{00}$
$TEST_COMMAND1_{01}$	→	
	←	$TEST_RESPONSE1_{01}$
DSL_REQ	→	
	←	DSL_RES
$TEST_COMMAND1_{10}$	→	
	←	Mute
$TEST_COMMAND1_{00}$	→	
	←	Mute
WUP_REQ	→	
	←	WUP_RES
$TEST_COMMAND1_{00}$	→	
	←	$TEST_RESPONSE1_{00}$

$TEST_COMMAND1_{00}$	→	
	←	$TEST_RESPONSE1_{00}$
$TEST_COMMAND1_{01}$	→	
	←	$TEST_RESPONSE1_{01}$
DSL_REQ	→	
	←	DSL_RES
WUP_REQ(~CRC)	→	
	←	Mute
WUP_REQ	→	
	←	WUP_RES
$TEST_COMMAND1_{00}$	→	
	←	$TEST_RESPONSE1_{00}$

© ISO/IEC 2005 All rights reserved
Copyright International Organization for Standardization
Reproduced by IHS under license with ISO
No reproduction or networking permitted without license from IHS
Not for Resale

8.5.9.2 Test report

The test report shall indicate whether the DUT behaves correctly for all data rates.

9 Initiator test methods

9.1 Apparatus for testing the Initiator (Initiator-test-apparatus)

9.1.1 Initiator test apparatus concept

The Initiator-test-apparatus consists of two parts.

— The Upper Tester (UT) configures the Initiator and instructs the Initiator to send commands. This International Standard does not specify how the UT controls the DUT.

— The Lower Tester (LT) emulates the Target protocol, and includes a digital sampling oscilloscope for timing measurements.

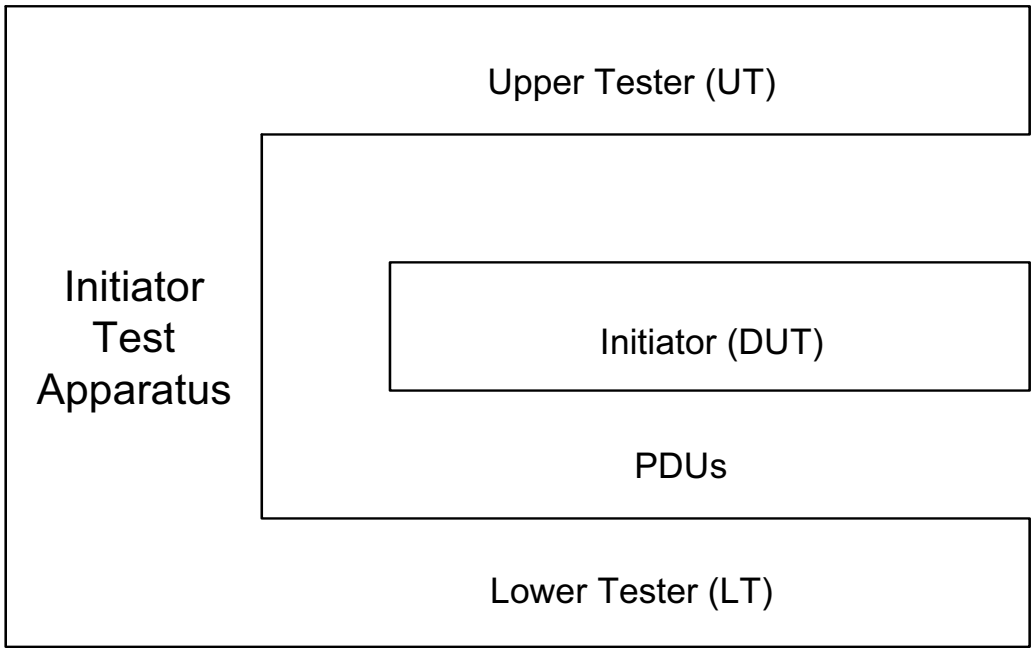

Figure 1 — Initiator test apparatus concept

9.1.2 Protocol activation procedure for Passive communication Mode at 106 kbps

Activate the LT by executing the following sequence:

a) Set the LT in Passive communication Mode at 106 kbps

b) Set the DUT in Passive communication Mode at 106 kbps.

c) Instruct the DUT to perform activation and SDD at 106 kbps.

© ISO/IEC 2005 – All rights reserved
Copyright International Organization for Standardization
Reproduced by IHS under license with ISO
No reproduction or networking permitted without license from IHS
Not for Resale

9.1.3 Protocol activation procedures for Passive communication Mode at 212 and 424 kbps

Repeat the following sequence for the data rates of 212 and 424 kbps:

a) Set the LT in Passive communication Mode at the selected data rate.

b) Set the DUT in Passive communication Mode at the selected data rate.

c) Instruct the DUT to perform SDD at the selected data rate.

9.1.4 Protocol activation procedures for Active communication Mode

Repeat the following sequence for the data rates of 106, 212 and 424 kbps:

a) Set the LT in Active communication Mode at the selected data rate.

b) Set the DUT in Active communication Mode at the selected data rate.

c) Instruct the DUT to perform Active communication Mode activation flow at selected data rate (see ISO/IEC 18092, 12.3).

9.2 List of protocol test methods for Initiators

This subclause lists all required protocol test methods for Initiators.

To test Initiators performing initialisation and SDD in Passive communication Mode at 106 kbps execute the PCD test methods as defined in ISO/IEC 10373-6.

To test initiators performing initialisation and SDD in Passive communication Mode at 212 and 424 kbps execute the test methods in table 4.

Table 4 — Activation in Passive communication Mode at 212 and 424kbps

Test method		Corresponding requirement	
Clause	**Name**	**Base standard**	**Clause(s)**
9.3.1	Frame format	ISO/IEC 18092	11.2.2.2
9.3.2	SDD at 212 and 424 kbps	ISO/IEC 18092	11.2.2.3 11.2.2.4

To test Initiators performing initialisation in Active communication Mode execute the test methods in table 5.

Table 5 — Activation in Active communication Mode

Test method		Corresponding requirement	
Clause	**Name**	**Base standard**	**Clause(s)**
9.4.1	Initial RF Collision Avoidance	ISO/IEC 18092	11.1.1
9.4.2	Response RF Collision Avoidance with time jitter n=0	ISO/IEC 18092	11.1.2

To test initiators using the transport protocol execute the test methods in table 6.

© ISO/IEC 2005 All rights reserved

Copyright International Organization for Standardization
Reproduced by IHS under license with ISO
No reproduction or networking permitted without license from IHS
Not for Resale

Table 6 — Logical operation of the Initiator Transport Protocol

Test method		Corresponding requirement	
Clause	Name	Base standard	Clause(s)
9.5.1	Handling of ATR_RES	ISO/IEC 18092	12.5.1.3
9.5.2	Handling of PSL_RES	ISO/IEC 18092	12.5.3.3
9.5.3	Handling of DEP_RES information PDUs	ISO/IEC 18092	12.6.1.2
9.5.4	Handling of DEP_RES Information PDU's with more information bit set to ONE	ISO/IEC 18092	12.6.1.3
9.5.5	Handling of DEP_RES supervisory PDU's with timeout bit set to ONE	ISO/IEC 18092	12.6.1.3
9.5.6	Handling of DEP_RES supervisory PDU's with timeout bit set to ZERO	ISO/IEC 18092	12.6.1.3
9.5.7	Handling of DSL_RES	ISO/IEC 18092	12.7.1.3
9.5.8	Handling of RLS_RES	ISO/IEC 18092	12.7.2.3

9.3 Activation in Passive communication Mode at 212 and 424 kbps

9.3.1 Frame format

The purpose of this test is to determine the correct frame format of the DUT at 212 and 424 kbps (see ISO/IEC 18092 clause 11.2.2.2).

9.3.1.1 Procedure

Repeat steps a) to d) for the 212 and 424 kbps.

a) Place the LT into the operating volume of the DUT.

b) Execute 9.1.3 with selected data rate.

c) The LT waits until the DUT sends a valid POL_REQ.

d) Verify that the frame attributes are in accordance to ISO/IEC 18092 clause 11.2.2.2.

9.3.1.2 Test report

The test report shall indicate whether the DUT behaves correctly for both data rates.

9.3.2 SDD at 212 and 424 kbps

The purpose of this test is to determine the correct handling of the POL_REQ of the DUT (see ISO/IEC 18092 clause 11.2.2.3 and 11.2.2.4).

9.3.2.1 Procedure

Repeat steps a) to f) for all TSN values and for 212 and 424 kbps data rates.

a) Place the LT into the operating volume of the DUT.

b) Execute 9.1.3 with selected TSN and selected data rate.

--`,,```,,,,````-`-`,,`,,`,`,,`---
Copyright International Organization for Standardization
Reproduced by IHS under license with ISO
No reproduction or networking permitted without license from IHS
© ISO/IEC 2005 – All rights reserved
Not for Resale

c) The LT waits until the DUT sends a valid POL_REQ.

d) The LT answers with a POL_RES in the last allowed timeslot.

e) Instruct the DUT to send ATR_REQ.

f) The LT receives the ATR_REQ.

9.3.2.2 Test report

The test report shall indicate whether the DUT behaves correctly for both data rates and all TSN values.

9.4 Activation in Active communication Mode

9.4.1 Initial RF Collision Avoidance

The purpose of this test is to verify the behaviour of the DUT during initial RF Collision Avoidance (see ISO/IEC 18092 clause 11.1.1).

9.4.1.1 Procedure

Repeat steps a) to h) for the 106, 212 and 424 kbps data rates.

a) Place the LT into the operating volume of the DUT.

b) The LT (field generating antenna) shall generate an RF-field. (Arrangement of test assembly can be found in ISO/IEC 22536).

c) Ensure that the field strength at the DUT is at least $H_{Threshold}$.

d) Execute 9.1.4 with selected data rate.

e) The LT shall switch off its RF-field.

f) The LT waits until the DUT sends a valid ATR_REQ.

g) Analyse the timing between the RF off of the LT and the RF on of the DUT (see ISO/IEC 18092 clause 11.1.1).

h) Repeat steps a) to g) until all possible values for n of T_{RFG} are detected.

9.4.1.2 Test report

The test report shall indicate whether the DUT behaves correctly for all data rates.

9.4.2 Response RF Collision Avoidance with time jitter n=0

The purpose of this test is to verify the behaviour of the DUT during response RF Collision Avoidance with time jitter n=0 (see ISO/IEC 18092 clause 11.1.2).

9.4.2.1 Procedure

Repeat steps a) to g) for the 106, 212 and 424 kbps data rates.

a) Place the LT into the operating volume of the DUT.

b) Execute 9.1.4 with selected data rate.

© ISO/IEC 2005 All rights reserved

Copyright International Organization for Standardization
Reproduced by IHS under license with ISO
No reproduction or networking permitted without license from IHS
Not for Resale

c) The LT waits until the DUT sends a valid ATR_REQ.

d) The LT answers with a valid ATR_RES.

e) Instruct the DUT to send TEST_COMMAND1.

f) The LT receives the TEST_COMMAND1.

g) Verify that the time between the RF off of the LT and the RF on of the DUT complies with ISO/IEC 18092 clause 11.1.2.

9.4.2.2 Test report

The test report shall indicate whether the timing is correct for all data rates.

9.5 Logical operation of the Transport Protocol

9.5.1 Handling of ATR_RES

The purpose of this test is to determine the correct handling of the ATR_RES of the DUT (see ISO/IEC 18092 clause 12.5.1.3).

9.5.1.1 Procedure

Repeat steps a) to c) for all specified data rates, communication modes and protocol activation procedure combinations.

a) Place the LT into the operating volume of the DUT.

b) Execute 9.1.2 for Passive communication Mode at 106 kbps, 9.1.3 for Passive communication Mode at 212 and 424 kbps and 9.1.4 for Active communication Mode at all data rates.

c) Execute scenario I 1.

Scenario I 1 — ATR_RES

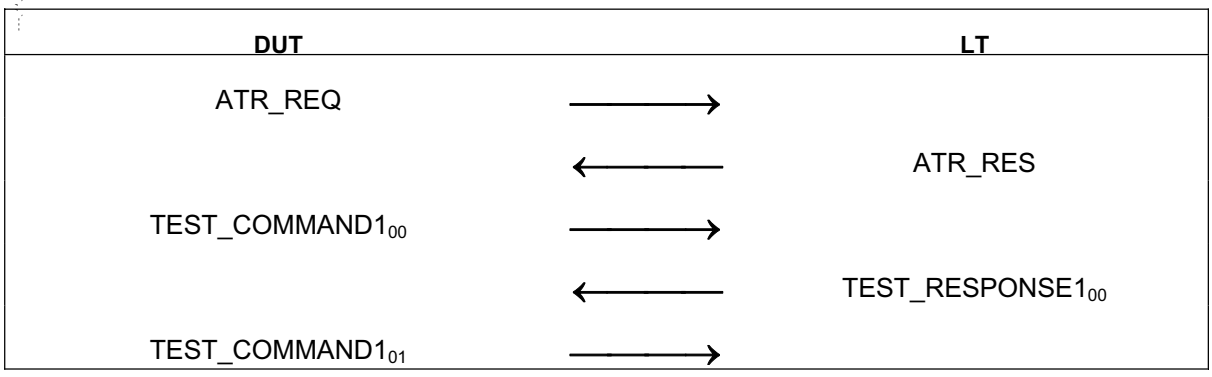

© ISO/IEC 2005 – All rights reserved
Copyright International Organization for Standardization
Reproduced by IHS under license with ISO
No reproduction or networking permitted without license from IHS
Not for Resale

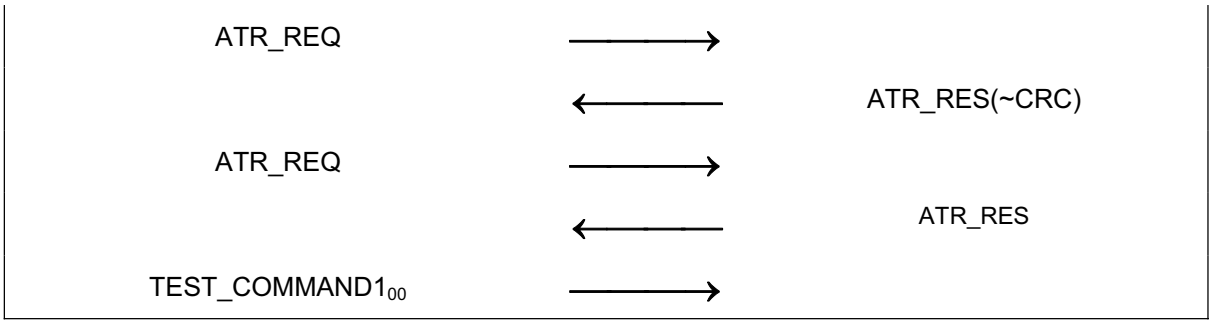

9.5.1.2 Test report

The test report shall indicate whether the DUT behaves correctly for all data rates and communication modes.

9.5.2 Handling of PSL_RES

The purpose of this test is to determine the correct handling of the PSL_RES (see ISO/IEC 18092 clause 12.5.3.3).

9.5.2.1 Procedure

Repeat steps a) to c) for all specified data rate, communication mode and protocol activation procedure combinations.

a) Place the LT into the operating volume of the DUT.

b) Execute 9.1.2 for Passive communication Mode at 106 kbps, 9.1.3 for Passive communication Mode at 212 and 424 kbps and 9.1.4 for Active communication Mode at all data rates.

c) Execute scenario I 2.

Scenario I 2 — PSL_RES

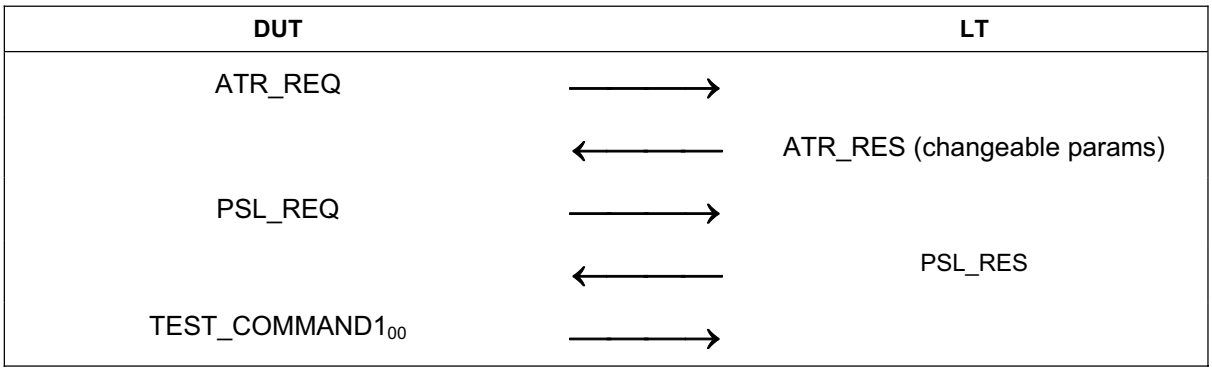

© ISO/IEC 2005 All rights reserved
Copyright International Organization for Standardization
Reproduced by IHS under license with ISO
No reproduction or networking permitted without license from IHS
Not for Resale

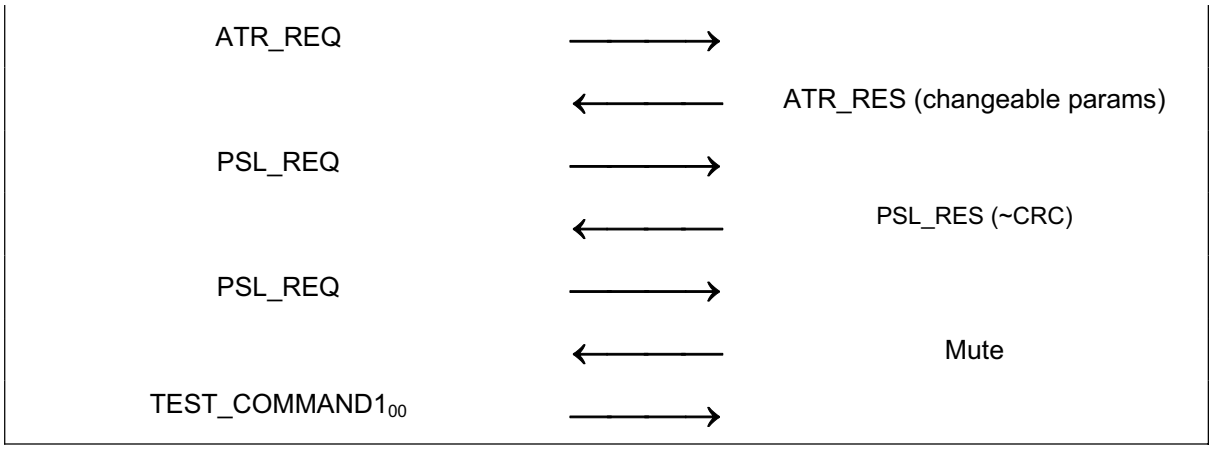

9.5.2.2 Test report

The test report shall indicate whether the DUT behaves correctly for all data rates and communication modes.

9.5.3 Handling of DEP_RES Information PDUs

The purpose of this test is to determine the correct handling of the DEP_RES (see ISO/IEC 18092 clause 12.6.1.2).

9.5.3.1 Procedure

Repeat steps a) to d) for all specified data rate, communication mode and protocol activation procedure combinations.

a) Place the LT into the operating volume of the DUT.

b) Execute 9.1.2 for Passive communication Mode at 106 kbps, 9.1.3 for Passive communication Mode at 212 and 424 kbps and 9.1.4 for Active communication Mode at all data rates.

c) Execute scenario I 3.

d) Execute scenario I 4.

© ISO/IEC 2005 – All rights reserved
Copyright International Organization for Standardization
Reproduced by IHS under license with ISO
No reproduction or networking permitted without license from IHS
Not for Resale

Scenario I 3 — DEP_RES information PDU, correct transaction

DUT		LT
$TEST_COMMAND1_{00}$	→	
	←	$TEST_RESPONSE1_{00}$
$TEST_COMMAND1_{01}$	→	
	←	$TEST_RESPONSE1_{01}$
$TEST_COMMAND1_{10}$	→	
	←	$TEST_RESPONSE1_{10}$
$TEST_COMMAND1_{11}$	→	
	←	$TEST_RESPONSE1_{11}$
$TEST_COMMAND1_{00}$	→	

Scenario I 4 — DEP_RES information PDU, erroneous transaction

DUT		LT
$TEST_COMMAND1_{00}$	→	
	←	$TEST_RESPONSE1_{00}$ (~CRC)
$A(NACK)_{00}$	→	
	←	$TEST_RESPONSE1_{00}$
$TEST_COMMAND1_{01}$	→	

$TEST_COMMAND1_{00}$	→	
	←	$TEST_RESPONSE1_{00}$ (~CRC)
$A(NACK)_{00}$	→	
	←	Mute
$A(NACK)_{00}$	→	
	←	$TEST_RESPONSE1_{00}$
$TEST_COMMAND1_{01}$	→	

9.5.3.2 Test report

The test report shall indicate whether the DUT behaves correctly for all data rates and communication modes.

© ISO/IEC 2005 All rights reserved
Copyright International Organization for Standardization
Reproduced by IHS under license with ISO
No reproduction or networking permitted without license from IHS
Not for Resale

9.5.4 Handling of DEP_RES Information PDU's with more information bit set to ONE

The purpose of this test is to determine the correct handling of the DEP_RES with information bit set to ONE (see ISO/IEC 18092 clause 12.6.1.3).

9.5.4.1 Procedure

Repeat steps a) to d) for all specified data rate, communication mode and protocol activation procedure combinations.

a) Place the LT into the operating volume of the DUT.

b) Execute 9.1.2 for Passive communication Mode at 106 kbps, 9.1.3 for Passive communication Mode at 212 and 424 kbps and 9.1.4 for Active communication Mode at all data rates.

c) Execute scenario I 5.

d) Execute scenario I 6.

Scenario I 5 — DEP_RES with more information bit set to ONE, correct transaction

DUT		LT
$TEST_COMMAND1_{00}$	→	
	←	$TEST_COMMAND2_{00}$
$TEST_COMMAND3B_{01}$	→	
	←	$A(ACK)_{01}$
$TEST_COMMAND3E_{10}$	→	
	←	$TEST_RESPONSE3_{10}$
$TEST_COMMAND1_{11}$	→	

$TEST_COMMAND1_{00}$	→	
	←	$TEST_COMMAND3B_{00}$
$A(ACK)_{01}$	→	
	←	$TEST_COMMAND3E_{01}$
$TEST_RESPONSE3_{10}$	→	

© ISO/IEC 2005 – All rights reserved
Copyright International Organization for Standardization
Reproduced by IHS under license with ISO
No reproduction or networking permitted without license from IHS
Not for Resale

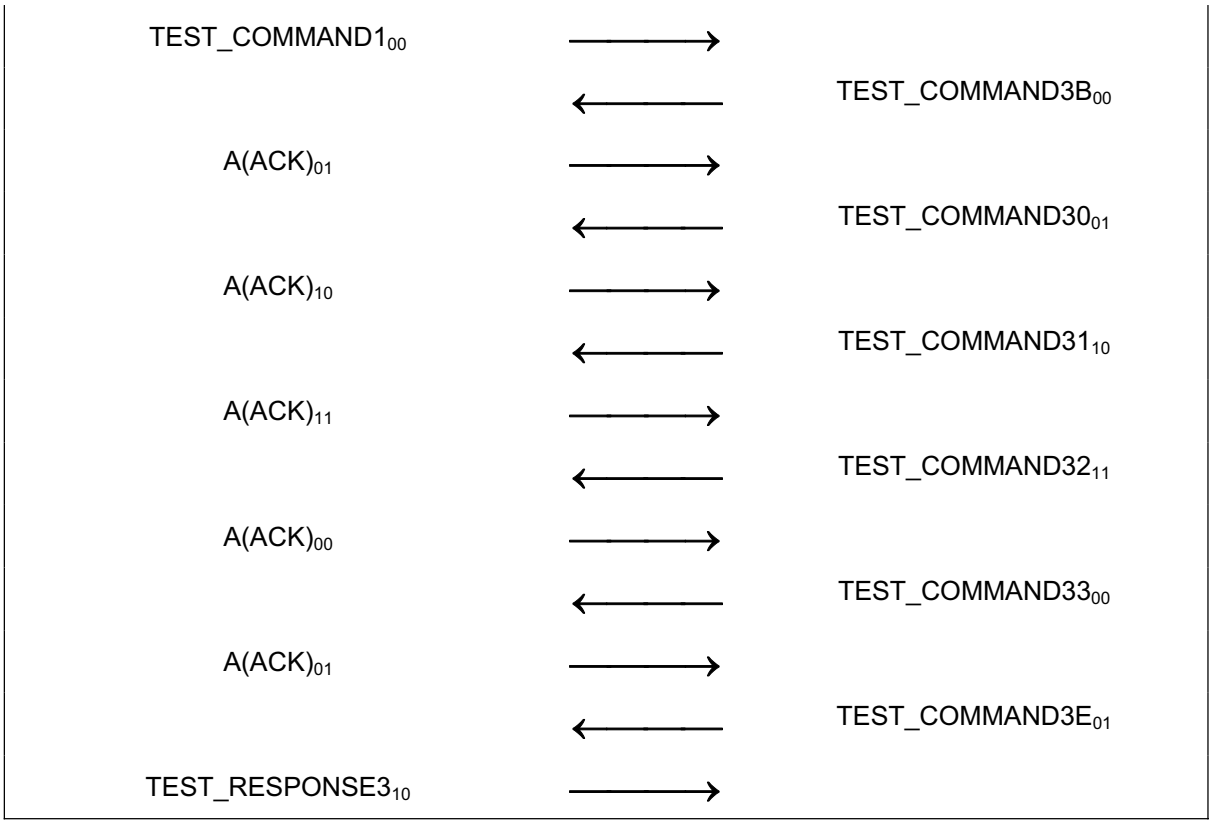

--`,,```,,,,````-`-`,,`,,`,`,,`---

© ISO/IEC 2005 All rights reserved

Copyright International Organization for Standardization
Reproduced by IHS under license with ISO
No reproduction or networking permitted without license from IHS
Not for Resale

The following test case depends on the behaviour of the DUT and is therefore optional.

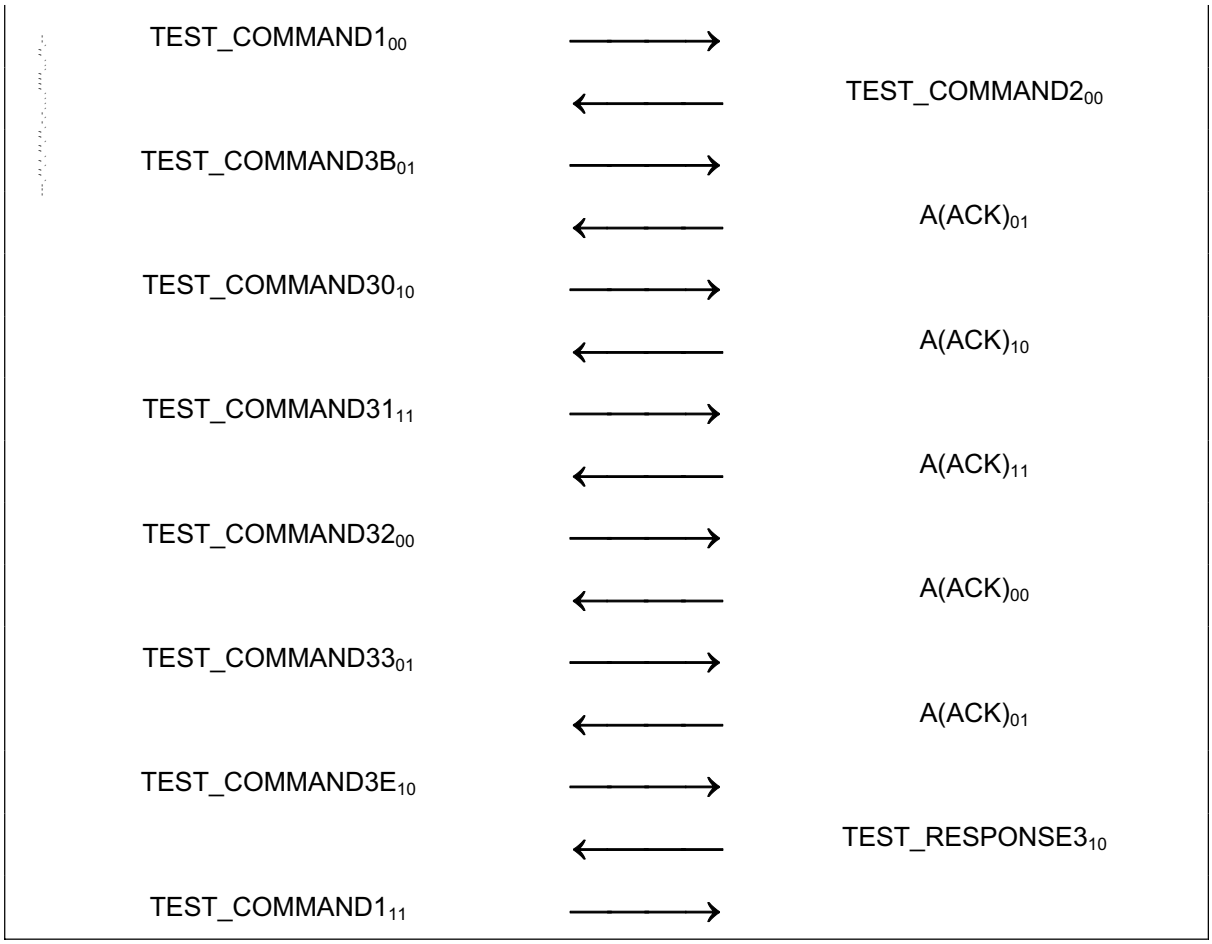

Scenario I 6 — DEP_RES with more information bit set to ONE, erroneous transaction

DUT		LT
TEST_COMMAND1$_{00}$	→	
	←	TEST_COMMAND3B$_{00}$ (~CRC)
A(NACK)$_{00}$	→	
	←	TEST_COMMAND3B$_{00}$
A(ACK)$_{01}$	→	
	←	TEST_COMMAND3E$_{01}$
TEST_RESPONSE3$_{10}$	→	

Copyright International Organization for Standardization
Reproduced by IHS under license with ISO
No reproduction or networking permitted without license from IHS
Not for Resale
© ISO/IEC 2005 – All rights reserved

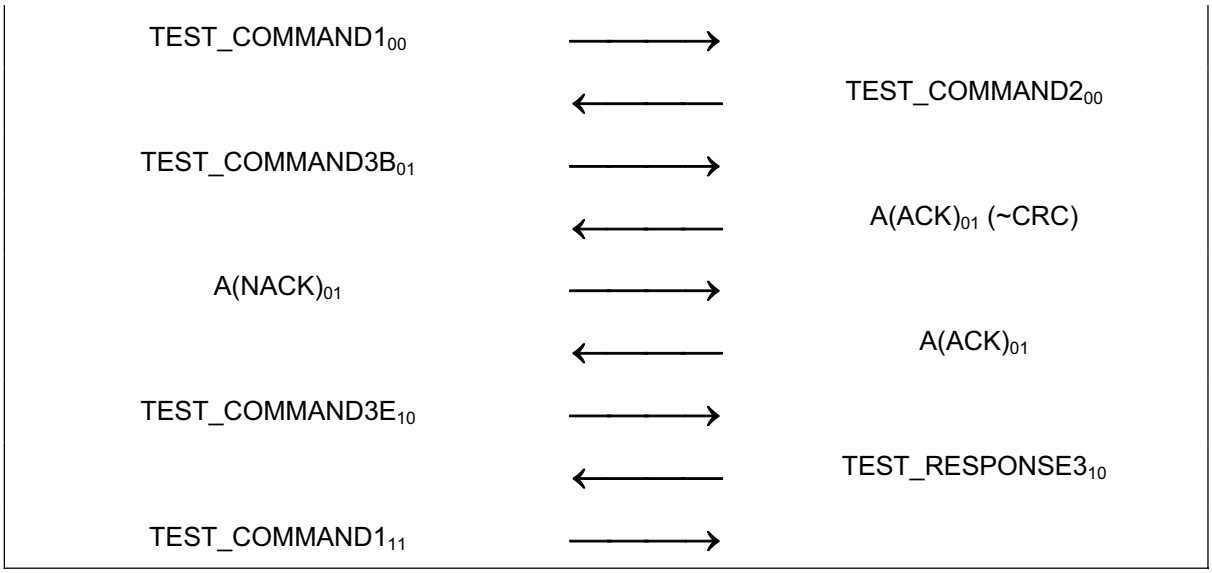

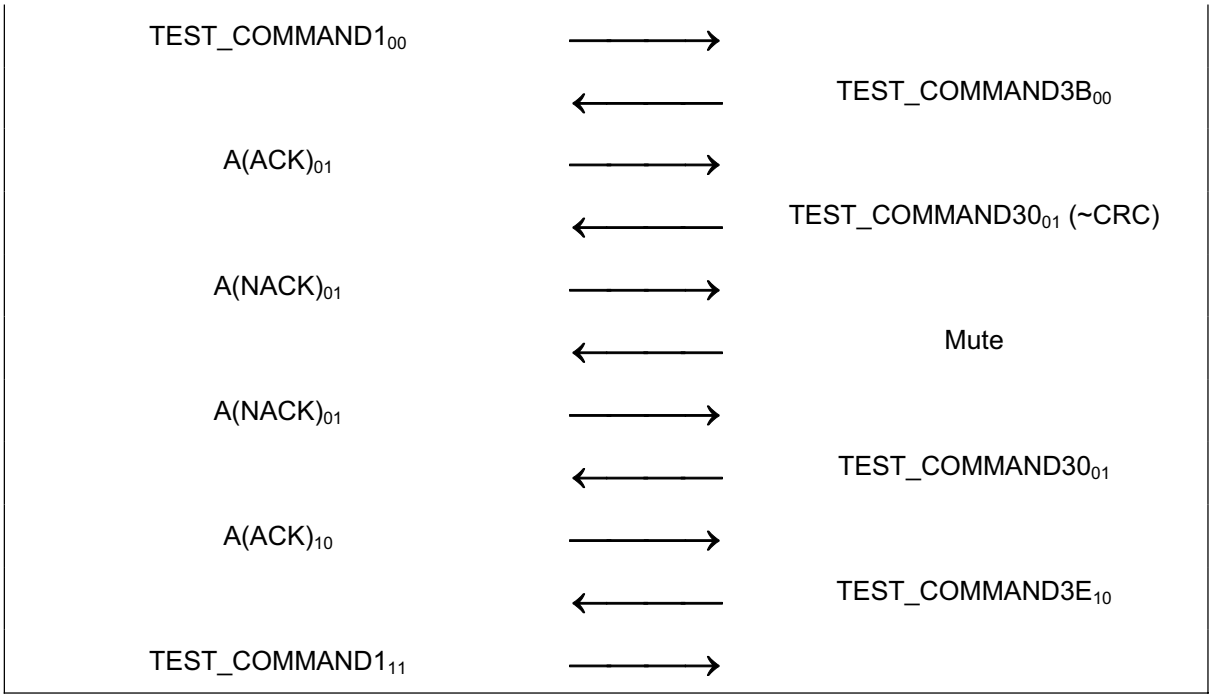

9.5.4.2 Test report

The test report shall indicate whether the DUT behaves correctly for all data rates and communication modes.

9.5.5 Handling of DEP_RES supervisory PDU's with timeout bit set to ONE

The purpose of this test is to determine the correct handling of the DEP_RES with supervisory PDUs with timeout bit set to ONE (see ISO/IEC 18092 clause 12.6.1.3).

9.5.5.1 Procedure

Repeat steps a) to d) for all specified data rate, communication mode and protocol activation procedure combinations.

a) Place the LT into the operating volume of the DUT.

© ISO/IEC 2005 All rights reserved

Copyright International Organization for Standardization
Reproduced by IHS under license with ISO
No reproduction or networking permitted without license from IHS
Not for Resale

b) Execute 9.1.2 for Passive communication Mode at 106 kbps, 9.1.3 for Passive communication Mode at 212 and 424 kbps and 9.1.4 for Active communication Mode at all data rates.

c) Execute scenario I 7.

d) Execute scenario I 8.

Scenario I 7 — DEP_RES with timeout bit set to ONE, correct transaction

DUT		LT
$TEST_COMMAND1_{00}$	→	
	←	S(TO)
S(TO)	→	
	←	$TEST_RESPONSE1_{00}$
$TEST_COMMAND1_{01}$	→	

Scenario I 8 — DEP_RES with timeout bit set to ONE, erroneous transaction

DUT		LT
$TEST_COMMAND1_{00}$	→	
	←	S(TO) (~CRC)
$A(NACK)_{00}$	→	
	←	S(TO)
S(TO)	→	
	←	$TEST_RESPONSE1_{00}$
$TEST_COMMAND1_{01}$	→	

© ISO/IEC 2005 – All rights reserved
Copyright International Organization for Standardization
Reproduced by IHS under license with ISO
No reproduction or networking permitted without license from IHS
Not for Resale

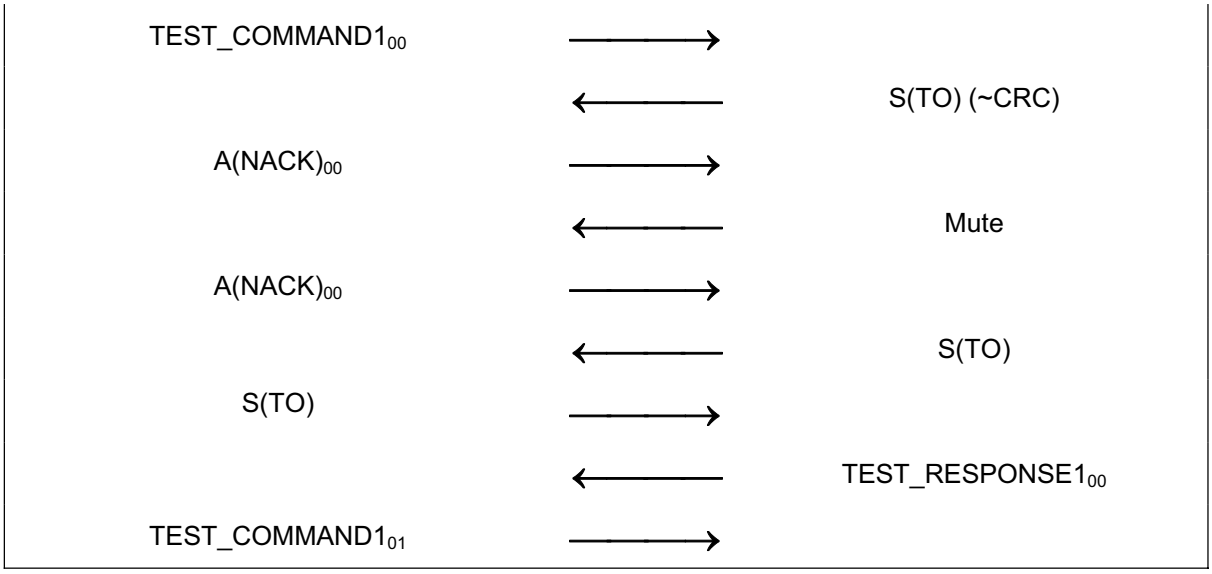

9.5.5.2 Test report

The test report shall indicate whether the DUT behaves correctly for all data rates and communication modes.

9.5.6 Handling of DEP_RES supervisory PDUs with timeout bit set to ZERO

The purpose of this test is to determine the correct handling of the DEP_RES supervisory PDU with timeout bit set to ZERO (Attention) (see ISO/IEC 18092 clause 12.6.1.3).

9.5.6.1 Procedure

Repeat steps a) to d) for all specified data rate, communication mode and protocol activation procedure combinations.

a) Place the LT into the operating volume of the DUT.

b) Execute 9.1.2 for Passive communication Mode at 106 kbps, 9.1.3 for Passive communication Mode at 212 and 424 kbps and 9.1.4 for Active communication Mode at all data rates.

c) Execute scenario I 9.

d) Execute scenario I 10.

Scenario I 9 — DEP_RES with timeout bit set to ZERO, correct transaction

DUT		LT
S(A)	→	
	←	S(A)

© ISO/IEC 2005 All rights reserved
Copyright International Organization for Standardization
Reproduced by IHS under license with ISO
No reproduction or networking permitted without license from IHS
Not for Resale

Scenario I 10 — DEP_RES with timeout bit set to ZERO, erroneous transaction

DUT		LT
S(A)	→	
	←	Mute
S(A)	→	
	←	S(A)

9.5.6.2 Test report

The test report shall indicate whether the DUT behaves correctly for all data rates and communication modes.

9.5.7 Handling of DSL_RES

The purpose of this test is to determine the correct handling of the DSL_RES of the DUT (see ISO/IEC 18092 clause 12.7.1.3).

9.5.7.1 Procedure

Repeat steps a) to d) for all specified data rate, communication mode and protocol activation procedure combinations.

a) Place the LT into the operating volume of the DUT.

b) Execute 9.1.2 for Passive communication Mode at 106 kbps, 9.1.3 for Passive communication Mode at 212 and 424 kbps and 9.1.4 for Active communication Mode at all data rates.

c) Execute scenario I 11.

d) Execute scenario I 12.

Scenario I 11 — DSL_RES, correct transaction

DUT		LT
TEST_COMMAND1$_{00}$	→	
	←	TEST_RESPONSE1$_{00}$
DSL_REQ	→	
	←	DLS_RES

© ISO/IEC 2005 – All rights reserved
Copyright International Organization for Standardization
Reproduced by IHS under license with ISO
No reproduction or networking permitted without license from IHS
Not for Resale

Scenario I 12 — DSL_RES, erroneous transaction

DUT		LT
$TEST_COMMAND1_{00}$	→	
	←	$TEST_RESPONSE1_{00}$
DSL_REQ	→	
	←	Mute
DSL_REQ (NOTE)	→	
	←	DSL_RES

NOTE This behaviour is valid but optional.

9.5.7.2 Test report

The test report shall indicate whether the DUT behaves correctly for all data rates and communication modes.

9.5.8 Handling of RLS_RES

The purpose of this test is to determine the correct handling of the RLS_RES of the DUT (see ISO/IEC 18092 clause 12.7.2.3).

9.5.8.1 Procedure

Repeat steps a) to d) for all specified data rate, communication mode and protocol activation procedure combinations.

a) Place the LT into the operating volume of the DUT.

b) Execute 9.1.2 for Passive communication Mode at 106 kbps, 9.1.3 for Passive communication Mode at 212 and 424 kbps and 9.1.4 for Active communication Mode at all data rates.

c) Execute scenario I 13.

d) Execute scenario I 14.

Scenario I 13 — RLS_RES, correct transaction

DUT		LT
$TEST_COMMAND1_{00}$	→	
	←	$TEST_RESPONSE1_{00}$
RLS_REQ	→	
	←	RLS_RES

© ISO/IEC 2005 All rights reserved

Copyright International Organization for Standardization
Reproduced by IHS under license with ISO
No reproduction or networking permitted without license from IHS
Not for Resale

Scenario I 14 — RLS_RES, erroneous transaction

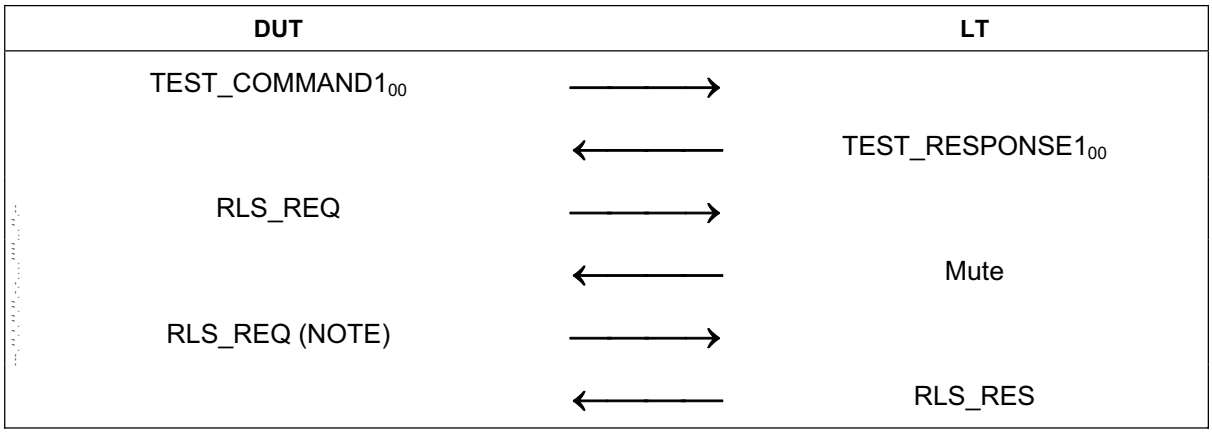

NOTE This behaviour is valid but optional.

9.5.8.2 Test report

The test report shall indicate whether the DUT behaves correctly for all data rates and communication modes.

© ISO/IEC 2005 – All rights reserved
Copyright International Organization for Standardization
Reproduced by IHS under license with ISO
No reproduction or networking permitted without license from IHS
Not for Resale

Annex A
(normative)

Test report template for Target tests

Supplier:

Product:

Legend:

A: 106 kbps Active communication Mode at 106 kbps

A: 212 kbps Active communication Mode at 212 kbps

A: 424 kbps Active communication Mode at 424 kbps

P: 106 kbps Passive communication Mode at 106 kbps

P: 212kbps Passive communication Mode at 212 kbps

P: 424 kbps Passive communication Mode at 424 kbps

Command and ID definitions valid for all protocol tests			
No	**Command name**	**Description**	**Data Used**
1	TEST_COMMAND1	Default command used for test	
2	TEST_RESPONSE1	Default response used for TEST_COMMAND1	
3	TEST_COMMAND2	Default command used to force chaining	
4	TEST_COMMAND3	Default command using chaining. This command is divided in more than 1 part.	
5	TEST_RESPONSE3	Default response used for TEST_COMMAND3	
6	TEST_COMMAND4	Default command which forces Response Waiting Time at Target side	
7	TEST_RESPONSE4	Default response to TEST_COMMAND4 after Response Waiting Time has been processed.	

--`,,```,,,,````-`-,,`,,`,`,,`---

© ISO/IEC 2005 All rights reserved

Copyright International Organization for Standardization
Reproduced by IHS under license with ISO
No reproduction or networking permitted without license from IHS

Not for Resale

8	DID	Identifier used for tests	
9	NAD	Tested only if Target supports NAD	Yes / No
10	Chaining	Tested only if Target supports commands longer than 63 bytes	Yes / No

Activation in Passive communication Mode at 212 and 424 kbps					
No	**Testname**	**Expected result according to ISO/IEC 18092**	**Reference chapter in ISO/IEC 18092**	**Condition**	**Test results PASS/FAIL**
1	8.3.1 Activation time	The test passes if the DUT responds in the time defined in ISO/IEC 18092.	11.2.2.3	P: 212 kbps	
				P: 424 kbps	
2	8.3.2 Frame format	The test passes if the Preamble, SYNC, Length and CRC are according to ISO/IEC 18092.	11.2.2.2	P: 212 kbps	
				P: 424 kbps	
3	8.3.3 SDD at 212 and 424 kbps	The test passes if the data and the response time are according to ISO/IEC 18092.	11.2.2.4	P: 212 kbps	
				P: 424 kbps	
Activation in Active communication Mode					
No	**Testname**	**Expected result according to ISO/IEC 18092**	**Reference chapter in ISO/IEC 18092**	**Condition**	**Test results PASS/FAIL**
1	8.4.1 RF Collision Avoidance	The test passes if the DUT activates its RF field as specified in ISO/IEC 18092.	11.1.2	A: 106 kbps	
				A: 212 kbps	
				A: 424 kbps	

--`,,```,,,,````-`-`,,`,,`,`,,`---

Copyright International Organization for Standardization
Reproduced by IHS under license with ISO
No reproduction or networking permitted without license from IHS
Not for Resale
© ISO/IEC 2005 – All rights reserved

Logical operation of the Target Transport Protocol						
No	**Test name**	**Expected result**	**Reference chapter in ISO/IEC 18092**	**Scenario number**	**Condition**	**Test results PASS/FAIL**
1	8.5.1 Handling of ATR_REQ	The test passes if DUT behaves as described in the scenario.	12.5.1.3.2	T 1	P: 106 kbps	
					P: 212 kbps	
					P: 424 kbps	
					A: 106 kbps	
					A: 212 kbps	
					A: 424 kbps	
2	8.5.2 Handling of PSL_REQ	The test passes if DUT behaves as described in the scenario.	12.5.3.3.2	T 2	P: 106 kbps	
					P: 212 kbps	
					P: 424 kbps	
					A: 106 kbps	
					A: 212 kbps	
					A: 424 kbps	
3	8.5.3 Handling of DEP_REQ Information PDUs	The test passes if DUT behaves as described in the scenarios.	12.6.1.3	T 3 T 4	P: 106 kbps	
					P: 212 kbps	
					P: 424 kbps	
					A: 106 kbps	
					A: 212 kbps	
					A: 424 kbps	

© ISO/IEC 2005 All rights reserved
Copyright International Organization for Standardization
Reproduced by IHS under license with ISO
No reproduction or networking permitted without license from IHS
Not for Resale

4	8.5.4 Handling of DEP_REQ Information PDUs with the "more information" bit set to ONE	The test passes if DUT behaves as described in the scenarios.	12.6.1.3	T 5 T 6	P: 106 kbps	
					P: 212 kbps	
					P: 424 kbps	
					A: 106 kbps	
					A: 212 kbps	
					A: 424 kbps	
5	8.5.5 Handling of DEP_REQ supervisory PDU's with timeout bit set to ONE	The test passes if DUT behaves as described in the scenarios.	12.6.1.3	T 7 T 8	P: 106 kbps	
					P: 212 kbps	
					P: 424 kbps	
					A: 106 kbps	
					A: 212 kbps	
					A: 424 kbps	
6	8.5.6 Handling of DEP_REQ supervisory PDUs with timeout bit set to ZERO	The test passes if DUT behaves as described in the scenarios.	12.6.1.3	T 9 T 10	P: 106 kbps	
					P: 212 kbps	
					P: 424 kbps	
					A: 106 kbps	
					A: 212 kbps	
					A: 424 kbps	
7	8.5.7 Handling of DSL_REQ	The test passes if DUT behaves as described in the scenarios.	12.7.1.3	T 11 T 12	P: 106 kbps	
					P: 212 kbps	
					P: 424 kbps	
					A: 106 kbps	
					A: 212 kbps	
					A: 424 kbps	

© ISO/IEC 2005 – All rights reserved
Copyright International Organization for Standardization
Reproduced by IHS under license with ISO
No reproduction or networking permitted without license from IHS
Not for Resale

8	8.5.8 Handling of RLS_REQ	The test passes if DUT behaves as described in the scenarios.	12.7.2.3	T 13 T 14	P: 106 kbps	
					P: 212 kbps	
					P: 424 kbps	
					A: 106 kbps	
					A: 212 kbps	
					A: 424 kbps	
9	8.5.9 Handling of WUP_REQ (Active communication Mode Only)	The test passes if DUT behaves as described in the scenarios.	12.7.2.3	T 15 T 16	A: 106 kbps	
					A: 212 kbps	
					A: 424 kbps	

--`,,```,,,,````-`-`,,`,,`,`,,`---

© ISO/IEC 2005 All rights reserved
Copyright International Organization for Standardization
Reproduced by IHS under license with ISO
No reproduction or networking permitted without license from IHS
Not for Resale

Annex B
(normative)

Test report template for Initiator tests

Supplier:

Product:

Legend:

A: 106 kbps Active communication Mode at 106 kbps

A: 212 kbps Active communication Mode at 212 kbps

A: 424 kbps Active communication Mode at 424 kbps

P: 106 kbps Passive communication Mode at 106 kbps

P: 212kbps Passive communication Mode at 212 kbps

P: 424 kbps Passive communication Mode at 424 kbps

Commands and ID definitions used for protocol tests			
No	**Command name**	**Description**	**Data Used**
1	TEST_COMMAND1	Default command used for test	
2	TEST_RESPONSE1	Default response used for TEST_COMMAND1	
3	TEST_COMMAND2	Default command used to force chaining	
4	TEST_COMMAND3	Default command using chaining. This command is divided in more than 1 part.	
5	TEST_RESPONSE3	Default response used for TEST_COMMAND3	
6	TEST_COMMAND4	Default command which forces Response Waiting Time at Target side	
7	TEST_RESPONSE4	Default response to TEST_COMMAND4 after Response Waiting Time has been processed.	
8	DID	Identifier used for tests	

© ISO/IEC 2005 – All rights reserved
Copyright International Organization for Standardization
Reproduced by IHS under license with ISO
No reproduction or networking permitted without license from IHS
Not for Resale

9	NAD	Tested only if the Initiator uses NAD	Yes / No
10	Chaining	Tested only if the Initiator supports commands longer than 63 bytes	Yes / No

Activation in Passive communication Mode at 212 and 424 kbps					
No	**Testname**	**Expected result according to ISO/IEC 18092**	**Reference chapter in ISO/IEC 18092**	**Condition**	**Test results PASS/FAIL**
1	9.3.1 Frame format	If the Preamble, SYNC, Length and CRC are according to ISO/IEC 18092 the test is passed.	11.2.2.2	P: 212 kbps	
				P: 424 kbps	
2	9.3.2 SDD at 212 and 424 kbps	The test passes if the data and the response time are according to ISO/IEC 18092.	11.2.2.3 11.2.2.4	P: 212 kbps	
				P: 424 kbps	
Activation in Active communication Mode					
No	**Testname**	**Expected result according to ISO/IEC 18092**	**Reference chapter in ISO/IEC 18092**	**Condition**	**Test results PASS/FAIL**
1	9.4.1 Initial RF Collision Avoidance	The test passes if the DUT activates its RF field as specified in ISO/IEC 18092.	11.1.2	A: 106 kbps	
				A: 212 kbps	
				A: 424 kbps	

© ISO/IEC 2005 All rights reserved
Copyright International Organization for Standardization
Reproduced by IHS under license with ISO
No reproduction or networking permitted without license from IHS
Not for Resale

Logical operation of the Transport Protocol						
No	**Test name**	**Expected result**	**Reference chapter in ISO/IEC 18092**	**Scenario number**	**Condition**	**Test results PASS/FAIL**
1	9.5.1 Handling of ATR_RES	The test passes if DUT behaves as described in the scenario.	12.5.1.3	I 1	P: 106 kbps	
					P: 212 kbps	
					P: 424 kbps	
					A: 106 kbps	
					A: 212 kbps	
					A: 424 kbps	
2	9.5.2 Handling of PSL_RES	The test passes if DUT behaves as described in the scenario.	12.5.3.3	I 2	P: 106 kbps	
					P: 212 kbps	
					P: 424 kbps	
					A: 106 kbps	
					A: 212 kbps	
					A: 424 kbps	
3	9.5.3 Handling of DEP_RES Information PDUs	The test passes if DUT behaves as described in the scenarios.	12.6.1.2	I 3 I 4	P: 106 kbps	
					P: 212 kbps	
					P: 424 kbps	
					A: 106 kbps	
					A: 212 kbps	
					A: 424 kbps	
4	9.5.4 Handling of DEP_RES Information PDU's with more information bit set to ONE	The test passes if DUT behaves as described in the scenarios.	12.6.1.3	I 5 I 6	P: 106 kbps	
					P: 212 kbps	
					P: 424 kbps	
					A: 106 kbps	
					A: 212 kbps	
					A: 424 kbps	

--`,,```,,,,````-`-`,,`,,`,`,,`---
© ISO/IEC 2005 – All rights reserved
Copyright International Organization for Standardization
Reproduced by IHS under license with ISO
No reproduction or networking permitted without license from IHS
Not for Resale

5	9.5.5 Handling of DEP_RES supervisory PDU's with timeout bit set to ONE	The test passes if DUT behaves as described in the scenarios.	12.6.1.3	I 7 I 8	P: 106 kbps	
					P: 212 kbps	
					P: 424 kbps	
					A: 106 kbps	
					A: 212 kbps	
					A: 424 kbps	
6	9.5.6 Handling of DEP_RES supervisory PDUs with timeout bit set to ZERO	The test passes if DUT behaves as described in the scenarios.	12.6.1.3	I 9 I 10	P: 106 kbps	
					P: 212 kbps	
					P: 424 kbps	
					A: 106 kbps	
					A: 212 kbps	
					A: 424 kbps	
7	9.5.7 Handling of DSL_RES	The test passes if DUT behaves as described in the scenarios.	12.7.1.3	I 11 I 12	P: 106 kbps	
					P: 212 kbps	
					P: 424 kbps	
					A: 106 kbps	
					A: 212 kbps	
					A: 424 kbps	
8	9.5.8 Handling of RLS_RES	The test passes if DUT behaves as described in the scenarios.	12.7.2.3	I 13 I 14	P: 106 kbps	
					P: 212 kbps	
					P: 424 kbps	
					A: 106 kbps	
					A: 212 kbps	
					A: 424 kbps	

© ISO/IEC 2005 All rights reserved
Copyright International Organization for Standardization
Reproduced by IHS under license with ISO
No reproduction or networking permitted without license from IHS
Not for Resale

ICS 35.100.10

Price based on 51 pages

--`,,```,,,,````-`-`,,`,,`,`,,`---

© ISO/IEC 2005 – All rights reserved

Copyright International Organization for Standardization
Reproduced by IHS under license with ISO
No reproduction or networking permitted without license from IHS

Not for Resale