INTERNATIONAL STANDARD

ISO/IEC 17876

Second edition
2003-04-01

Information technology — Telecommunications and information exchange between systems — Private Integrated Services Network — Inter-exchange signalling protocol — Private User Mobility (PUM) — Registration supplementary service

Technologies de l'information — Télécommunications et échange d'information entre systèmes — Réseau privé à intégration de services — Protocole de signalisation d'interéchange — Mobilité de l'usager privé (PUM) — Service supplémentaire d'enregistrement

Reference number
ISO/IEC 17876:2003(E)

© ISO/IEC 2003

Copyright International Organization for Standardization
Provided by IHS under license with ISO
No reproduction or networking permitted without license from IHS

Not for Resale

PDF disclaimer

This PDF file may contain embedded typefaces. In accordance with Adobe's licensing policy, this file may be printed or viewed but shall not be edited unless the typefaces which are embedded are licensed to and installed on the computer performing the editing. In downloading this file, parties accept therein the responsibility of not infringing Adobe's licensing policy. The ISO Central Secretariat accepts no liability in this area.

Adobe is a trademark of Adobe Systems Incorporated.

Details of the software products used to create this PDF file can be found in the General Info relative to the file; the PDF-creation parameters were optimized for printing. Every care has been taken to ensure that the file is suitable for use by ISO member bodies. In the unlikely event that a problem relating to it is found, please inform the Central Secretariat at the address given below.

© ISO/IEC 2003

All rights reserved. Unless otherwise specified, no part of this publication may be reproduced or utilized in any form or by any means, electronic or mechanical, including photocopying and microfilm, without permission in writing from either ISO at the address below or ISO's member body in the country of the requester.

ISO copyright office
Case postale 56 • CH-1211 Geneva 20
Tel. + 41 22 749 01 11
Fax + 41 22 749 09 47
E-mail copyright@iso.org
Web www.iso.org

Published in Switzerland

Copyright International Organization for Standardization
Provided by IHS under license with ISO
No reproduction or networking permitted without license from IHS

© ISO/IEC 2003 — All rights reserved

Not for Resale

Contents

Foreword		**v**
Introduction		**vi**
1	Scope	**1**
2	Conformance	**1**
3	Normative references	**1**
4	Terms and definitions	**2**
4.1	External definitions	**2**
4.2	Remote PINX	**3**
4.3	Previous Visitor PINX	**3**
4.4	Alternative identifier	**3**
4.5	Activating user	**3**
5	List of acronyms	**3**
6	Signalling protocol for the support of SS-PUMR	**4**
6.1	SS-PUMR description	**4**
6.2	SS-PUMR operational requirements	**4**
6.2.1	Requirements on the Visitor PINX	**4**
6.2.2	Requirements on the Home PINX	**4**
6.2.3	Requirements on the Previous Visitor PINX	**4**
6.2.4	Requirements on a Transit PINX	**4**
6.2.5	Requirements on the Directory PINX	**4**
6.2.6	Requirements on the Remote PINX	**4**
6.3	SS-PUMR coding requirements	**5**
6.3.1	Operations	**5**
6.3.2	Information elements	**9**
6.3.3	Messages	**9**
6.4	SS-PUMR state definitions	**9**
6.4.1	States at the Visitor PINX	**9**
6.4.2	States at the Home PINX	**9**
6.4.3	States at the Directory PINX	**10**
6.4.4	States at the Previous Visitor PINX	**10**
6.4.5	States at the Remote PINX	**10**
6.5	SS-PUMR signalling procedures for registration	**10**
6.5.1	Actions at the Visitor PINX for registration	**10**
6.5.2	Additional actions at the Visitor PINX in case of remote registration	**11**
6.5.3	Actions at the Home PINX for registration	**12**
6.5.4	Actions at a Transit PINX for registration	**12**
6.5.5	Actions at the previous Visitor PINX for registration	**13**
6.5.6	Actions at the Remote PINX for registration	**13**
6.6	SS-PUMR signalling procedures for de-registration	**13**
6.6.1	Actions at the Visitor PINX for de-registration	**14**
6.6.2	Actions at the Home PINX for de-registration	**15**
6.6.3	Actions at a Transit PINX for de-registration	**16**
6.6.4	Actions at the Remote PINX for de-registration	**16**

© ISO/IEC 2003 – All rights reserved

Copyright International Organization for Standardization
Provided by IHS under license with ISO
No reproduction or networking permitted without license from IHS
Not for Resale

6.7 SS-PUMR signalling procedures for interrogation **16**

6.7.1 Actions at the Visitor PINX for interrogation **16**
6.7.2 Actions at the Home PINX for interrogation **17**
6.7.3 Actions at the Remote PINX for interrogation **18**

6.8 Signalling procedures for enquiry to a Directory PINX **19**

6.8.1 Actions at a PINX for enquiry to a Directory PINX **19**
6.8.2 Actions at the Directory PINX for enquiry **19**

6.9 SS-PUMR impact of interworking with public ISDNs **19**
6.10 SS-PUMR impact of interworking with non-ISDNs **19**
6.11 Protocol interactions between SS-PUMR and other supplementary services and ANFs **20**

6.11.1 Interaction with Calling Name Identification Presentation (SS-CNIP) **20**
6.11.2 Interaction with Connected Name Identification Presentation (SS-CONP) **20**
6.11.3 Interaction with Call Forwarding Unconditional (SS-CFU) **20**
6.11.4 Interaction with Call Forwarding Busy (SS-CFB) **20**
6.11.5 Interaction with Call Forwarding No Reply (SS-CFNR) **20**
6.11.6 Interaction with Call Deflection (SS-CD) **20**
6.11.7 Interaction with Path Replacement (ANF-PR) **20**
6.11.8 Interaction with Call Transfer (SS-CT) **20**
6.11.9 Interaction with Call Completion to Busy Subscriber (SS-CCBS) **20**
6.11.10 Interaction with Call Completion on No Reply (SS-CCNR) **20**
6.11.11 Interaction with Call Offer (SS-CO) **20**
6.11.12 Interaction with Do Not Disturb (SS-DND) **20**
6.11.13 Interaction with Do Not Disturb Override (SS-DNDO) **20**
6.11.14 Interaction with Call Intrusion (SS-CI) **20**
6.11.15 Interaction with Call Interception (ANF-CINT) **20**
6.11.16 Interaction with Transit Counter (ANF-TC) **20**
6.11.17 Interaction with Recall (SS-RE) **21**
6.11.18 Interaction with Advice Of Charge (SS-AOC) **21**
6.11.19 Interaction with Wireless Terminal Incoming Call (SS-WTMI) **21**
6.11.20 Interactions with Wireless Terminal Outgoing call (SS-WTMO) **21**
6.11.21 Interactions with Wireless Terminal Location Registration (SS-WTLR) **21**
6.11.22 Interactions with Wireless Terminal Authentication of the WTM User (SS-WTAT) **21**
6.11.23 Interactions with Wireless Terminal Authentication of the PISN (SS-WTAN) **21**
6.11.24 Interactions with Message Waiting Indication (SS-MWI) **21**
6.11.25 Interactions with Common Information (ANF-CMN) **22**
6.11.26 Interactions with Call Priority Interruption (SS-CPI) **22**
6.11.27 Interactions with Call Priority Interruption Protection (SS-CPIP) **22**

6.12 SS-PUMR parameter values (timers) **22**

6.12.1 Timer T1 **22**
6.12.2 Timer T2 **22**
6.12.3 Timer T3 **22**
6.12.4 Timer T4 **22**
6.12.5 Timer T5 **22**

Annexes

A - Protocol Implementation Conformance Statement (PICS) proforma **23**

B - Examples of Message Sequences **30**

C - Specification and Description Language (SDL) representation of procedures **43**

D - Imported ASN.1 Definitions **59**

E - ASN.1 definitions according to ITU-T Recs. X.208 / X.209 **60**

--`,,`-`-`,,`,,`,`,,`---

© ISO/IEC 2003 – All rights reserved
Copyright International Organization for Standardization
Provided by IHS under license with ISO
No reproduction or networking permitted without license from IHS
Not for Resale

Foreword

ISO (the International Organization for Standardization) and IEC (the International Electrotechnical Commission) form the specialized system for worldwide standardization. National bodies that are members of ISO or IEC participate in the development of International Standards through technical committees established by the respective organization to deal with particular fields of technical activity. ISO and IEC technical committees collaborate in fields of mutual interest. Other international organizations, governmental and non-governmental, in liaison with ISO and IEC, also take part in the work. In the field of information technology, ISO and IEC have established a joint technical committee, ISO/IEC JTC 1.

International Standards are drafted in accordance with the rules given in the ISO/IEC Directives, Part 2.

The main task of the joint technical committee is to prepare International Standards. Draft International Standards adopted by the joint technical committee are circulated to national bodies for voting. Publication as an International Standard requires approval by at least 75 % of the national bodies casting a vote.

Attention is drawn to the possibility that some of the elements of this document may be the subject of patent rights. ISO and IEC shall not be held responsible for identifying any or all such patent rights.

ISO/IEC 17876 was prepared by ECMA (as ECMA-282) and was adopted, under a special "fast-track procedure", by Joint Technical Committee ISO/IEC JTC 1, *Information technology*, in parallel with its approval by national bodies of ISO and IEC.

This second edition cancels and replaces the first edition (ISO/IEC 17876:2000), which has been technically revised.

© ISO/IEC 2003 – All rights reserved

Copyright International Organization for Standardization
Provided by IHS under license with ISO
No reproduction or networking permitted without license from IHS
Not for Resale

Introduction

This International Standard is one of a series of standards defining services and signalling protocols applicable to Private Integrated Services Networks (PISNs). The series uses ISDN concepts as developed by ITU-T and conforms to the framework of standards for Open Systems Interconnection as defined by ISO/IEC.

This International Standard specifies the signalling protocol for use at the Q reference point in support of the Private User Mobility Registration supplementary service.

This International Standard is based upon the practical experience of ECMA member companies and the results of their active and continuous participation in the work of ISO/IEC JTC 1, ITU-T, ETSI and other international and national standardization bodies. It represents a pragmatic and widely based consensus.

© ISO/IEC 2003 – All rights reserved
Copyright International Organization for Standardization
Provided by IHS under license with ISO
No reproduction or networking permitted without license from IHS
Not for Resale

Information technology — Telecommunications and information exchange between systems — Private Integrated Services Network — Inter-exchange signalling protocol — Private User Mobility (PUM) — Registration supplementary service

1 Scope

This International Standard specifies the signalling protocol for the support of the Private User Mobility Registration supplementary service (SS-PUMR) at the Q reference point between Private Integrated services Network eXchanges (PINXs) connected together within a Private Integrated Services Network (PISN).

SS-PUMR is a supplementary service which enables a PUM user to register at, or de-register from, any wired or wireless terminal within the PISN. The ability to register at different locations in the PISN at different times enables the PUM user to maintain the provided services (including the ability to make and receive calls) at different access points. De-registration is used to inform the PISN that the PUM user is temporarily unable to make use of the provided services (including the receipt of calls). SS-PUMR may provide the PUM user with the ability to obtain information on the current registration sessions (interrogation).

The Q reference point is defined in ISO/IEC 11579-1.

Service specifications are produced in three stages and according to the method specified in ITU-T Rec. I.130. This International Standard contains the stage 3 specification for the Q reference point and satisfies the requirements identified by the stage 1 and stage 2 specifications in ISO/IEC 17875.

The signalling protocol for SS-PUMR uses certain aspects of the generic procedures for the control of supplementary services specified in ISO/IEC 11582.

This International Standard also specifies additional signalling protocol requirements for the support of interactions at the Q reference point between SS-PUMR and other supplementary services and ANFs.

NOTE 1 - Additional interactions that have no impact on the signalling protocol at the Q reference point can be found in the relevant stage 1 specifications.

This International Standard is applicable to PINXs which can interconnect to form a PISN.

This International Standard applies to PUM only within a single PISN.

2 Conformance

In order to conform to this International Standard, a PINX shall satisfy the requirements identified in the Protocol Implementation Conformance Statement (PICS) proforma in annex A.

Conformance to this International Standard includes conforming to those clauses that specify protocol interactions between SS-PUMR and other supplementary services and ANFs for which signalling protocols at the Q reference point are supported in accordance with the stage 3 standards concerned.

3 Normative references

The following referenced documents are indispensable for the application of this document. For dated references, only the edition cited applies. For undated references, the latest edition of the referenced document (including any amendments) applies.

ISO/IEC 11571:1998, *Information technology - Telecommunications and information exchange between systems - Private Integrated Services Networks - Addressing*

ISO/IEC 11579-1:1994, *Information technology - Telecommunications and information exchange between systems - Private integrated services network - Part 1: Reference configuration for PISN Exchanges (PINX)*

--`,,`-`-`,,`,,`,`,,`---
© ISO/IEC 2003 – All rights reserved

Copyright International Organization for Standardization
Provided by IHS under license with ISO
No reproduction or networking permitted without license from IHS
Not for Resale

ISO/IEC 11582:2002, *Information technology - Telecommunications and information exchange between systems - Private Integrated Services Network - Generic functional protocol for the support of supplementary services - Inter-exchange signalling procedures and protocol*

ISO/IEC 15506:2003, *Information technology - Telecommunications and information exchange between systems - Private Integrated Services Network - Inter-exchange signalling protocol - Message Waiting Indication supplementary service*

ISO/IEC 15428:1999, *Information technology - Telecommunications and information exchange between systems - Private Integrated Services Network - Specification, functional model and information flows - Wireless Terminal Location Registration supplementary service and Wireless Terminal Information Exchange additional network feature*

ISO/IEC 15429:2003, *Information technology - Telecommunications and information exchange between systems - Private Integrated Services Network - Inter-exchange signalling protocol - Wireless Terminal Location Registration supplementary service and Wireless Terminal Information exchange additional network feature*

ISO/IEC 17875:2000, *Information technology - Telecommunications and information exchange between systems - Private Integrated Services Network - Specification, functional model and information flows - Private User Mobility (PUM) - Registration supplementary service*

ITU-T Rec. I.112:1993, *Vocabulary of terms for ISDNs*

ITU-T Rec. I.130:1988, *Method for the characterization of telecommunication services supported by an ISDN and network capabilities of an ISDN (Blue Book)*

ITU-T Rec. I.210:1933, *Principles of telecommunication services supported by an ISDN and the means to describe them*

ITU-T Rec. Q.950:2000, *Supplementary services protocols, structure and general principles*

ITU-T Rec. Z.100:1999, *Specification and description language (SDL)*

4 Terms and definitions

For the purposes of this document, the following terms and definitions apply.

4.1 External definitions

This International Standard uses the following terms defined in other documents:

- AllCall registration (ISO/IEC 17875)
- Application Protocol Data Unit (APDU) (ISO/IEC 11582)
- Basic Service (ITU-T Rec. I.210)
- Call, Basic Call (ISO/IEC 11582)
- Complete Number (ISO/IEC 11571)
- Coordination Function (ISO/IEC 11582)
- De-registration (ISO/IEC 17875)
- Directory PINX (ISO/IEC 15428)
- End PINX (ISO/IEC 11582)
- Gateway PINX (ISO/IEC 11582)
- Home data base (HDB) (ISO/IEC 17875)
- Home PINX (ISO/IEC 17875)
- Hosting address (ISO/IEC 17875)
- InCall registration (ISO/IEC 17875)
- Network Facility Extension (NFE) (ISO/IEC 11582)
- PISN Number (ISO/IEC 11571)
- Originating PINX (ISO/IEC 11582)

--`,,`-`-`,,`,,`,`,,`---
© ISO/IEC 2003 – All rights reserved
Copyright International Organization for Standardization
Provided by IHS under license with ISO
No reproduction or networking permitted without license from IHS
Not for Resale

– OutCall registration (ISO/IEC 17875)
– Private Integrated Services Network (PISN) (ISO/IEC 11579-1)
– Private Integrated services Network eXchange (PINX) (ISO/IEC 11579-1)
– Private User Mobility (PUM) (ISO/IEC 17875)
– PUM number (ISO/IEC 17875)
– PUM user (ISO/IEC 17875)
– Registration (ISO/IEC 17875)
– Registration session (ISO/IEC 17875)
– Signalling (ITU-T Rec. I.112)
– Supplementary Service (ITU-T Rec. I.210)
– Supplementary Service Control Entity (ISO/IEC 11582)
– Terminating PINX (ISO/IEC 11582)
– Transit PINX (ISO/IEC 11582)
– Visitor data base (VDB) (ISO/IEC 17875)
– Visitor PINX (ISO/IEC 17875)

4.2 Remote PINX

Any PINX in the private network not coincident with the Visitor PINX, from which a PUM user or another authorized user has access to the features (registration/de-registration and interrogation) of SS-PUMR.

4.3 Previous Visitor PINX

A PINX in the private network, at which a PUM user is still registered and has to be de-registered from when he attempts to register at another Visitor PINX.

4.4 Alternative identifier

An identifier, other than the PISN number, which identifies the PUM user uniquely.

4.5 Activating user

Either the PUM user himself or an authorized user acting on behalf of the PUM user.

5 List of acronyms

ANF	Additional Network Feature
APDU	Application Protocol Data Unit
ASN.1	Abstract Syntax Notation no.1
CT	Call Transfer
HDB	Home Data Base
ISDN	Integrated Services Digital Network
MWI	Message Waiting Indication
NFE	Network Facility Extension
PICS	Protocol Implementation Conformance Statement
PINX	Private Integrated services Network eXchange
PISN	Private Integrated Services Network
PUM	Private User Mobility
SDL	Specification and Description Language

© ISO/IEC 2003 – All rights reserved
Copyright International Organization for Standardization
Provided by IHS under license with ISO
No reproduction or networking permitted without license from IHS
Not for Resale

SS	Supplementary Service
SS-PUMR	Private User Mobility Registration supplementary service
VDB	Visitor Data Base
WT	Wireless Terminal
WTM	Wireless Terminal Mobility

6 Signalling protocol for the support of SS-PUMR

6.1 SS-PUMR description

SS-PUMR is a supplementary service which enables a PUM user to register at, or de-register from, any wired or wireless terminal within the PISN. The ability to register for incoming calls (InCall registration) is mandatory, whereas the ability to register for outgoing calls (OutCall registration) or for both incoming and outgoing calls (AllCall registration) is optional. The ability to register at different locations in the PISN at different times enables the PUM user to maintain the provided services (including the ability to make and receive calls) at different access points. De-registration is used to inform the PISN that the PUM user is temporarily unable to make use of the provided services (including the receipt of calls). SS-PUMR may provide the PUM user with the ability to obtain information on the current registration sessions (interrogation).

6.2 SS-PUMR operational requirements

6.2.1 Requirements on the Visitor PINX

Generic procedures for the call independent control (connection oriented) of supplementary services, as specified in ISO/IEC 11582 for an Originating and Terminating PINX, shall apply.

6.2.2 Requirements on the Home PINX

Generic procedures for the call independent control (connection oriented) of supplementary services, as specified in ISO/IEC 11582 for a Terminating and an Originating PINX, shall apply.

6.2.3 Requirements on the Previous Visitor PINX

Generic procedures for the call independent control (connection oriented) of supplementary services, as specified in ISO/IEC 11582 for a Terminating PINX, shall apply.

6.2.4 Requirements on a Transit PINX

Generic procedures for the call independent control (connection oriented) of supplementary services, as specified in ISO/IEC 11582 for a Transit PINX, shall apply.

6.2.5 Requirements on the Directory PINX

Generic procedures for the call independent control (connection oriented) of supplementary services, as specified in ISO/IEC 11582 for a Terminating PINX, shall apply.

6.2.6 Requirements on the Remote PINX

Generic procedures for the call independent control (connection oriented) of supplementary services, as specified in ISO/IEC 11582 for an Originating PINX, shall apply.

--`,,`-`-`,,`,,`,`,,`---
© ISO/IEC 2003 – All rights reserved
Copyright International Organization for Standardization
Provided by IHS under license with ISO
No reproduction or networking permitted without license from IHS
Not for Resale

6.3 SS-PUMR coding requirements

6.3.1 Operations

The operations defined in Abstract Syntax Notation number 1 (ASN.1) in table 1 shall apply. The notation is in accordance with ITU-T Rec. X.680 and X.690. The ITU-T Rec. X.208 and X.209 superseded version is in annex E.

Table 1 - Operations in Support of SS-PUMR

```
PUM-Registration-Operations-asn1-97
    { iso (1) standard (0) pss1-pum-registration (17876) pum-registration-operations-asn1-97 (1) }

DEFINITIONS EXPLICIT TAGS ::=

BEGIN
IMPORTS   OPERATION, ERROR FROM Remote-Operations-Information-Objects
              { joint-iso-itu-t (2) remote-operations (4) informationObjects (5) version1(0)}
          EXTENSION, Extension{} FROM Manufacturer-specific-service-extension-class-asn1-97
              { iso (1) standard (0) pss1-generic-procedures (11582) msi-class-asn1-97 (11) }
          notAvailable, invalidServedUserNr, supplementaryServiceInteractionNotAllowed
              FROM General-Error-List
              { ccitt recommendation q 950 general-error-list (1) }
          PartyNumber FROM Addressing-Data-Elements-asn1-97
              { iso (1) standard (0) pss1-generic-procedures (11582)
                addressing-data-elements-asn1-97 (20) }
          BasicService FROM Call-Diversion-Operations-asn1-97
              { iso (1) standard (0) pss1-call-diversion (13873)
                call-diversion-operations-asn1-97 (1) }
          pisnEnquiry FROM WTM-Location-Registration-Operations-asn1-97
              { iso (1) standard (0) pss1-location-registration (15429)
                wtmlr-operations-asn1-97 (1) };

PUM-Registration-Operations OPERATION ::= { pumRegistr | pumDelReg | pumDe-reg |
                                            pumInterrog | pisnEnquiry }

pumRegistr        OPERATION ::= {
          -- Registration (sent from the Visitor PINX to the Home PINX or
          --                    from a Remote PINX to the Visitor PINX)
              ARGUMENT    PumRegistrArg
              RESULT      PumRegistrRes
              ERRORS      { invalidServedUserNr | notAuthorized | unspecified |
                            notAvailable | temporarilyUnavailable |
                            supplementaryServiceInteractionNotAllowed |
                            pumUserNotSubscribedToThisServiceOpt |
                            pumUserFailedAuthentication | hostingAddrInvalid }
              CODE        local: 89}
```

© ISO/IEC 2003 – All rights reserved

Copyright International Organization for Standardization
Provided by IHS under license with ISO
No reproduction or networking permitted without license from IHS
Not for Resale

Table 1 - Operations in Support of SS-PUMR (continued)

```
pumDelReg          OPERATION ::= {
            -- Delete Registration (sent from the Home PINX to the Previous Visitor PINX)
                   ARGUMENT     PumDelRegArg
                   RESULT       DummyRes
                   ERRORS       { notAvailable | temporarilyUnavailable | unspecified |
                                supplementaryServiceInteractionNotAllowed }
                   CODE         local: 90}

pumDe-reg          OPERATION ::= {
            -- De-registration (sent from the Visitor PINX or Remote PINX to the Home PINX)
                   ARGUMENT     PumDe-regArg
                   RESULT       DummyRes
                   ERRORS       { invalidServedUserNr | notAuthorized | unspecified |
                                supplementaryServiceInteractionNotAllowed |
                                pumUserNotSubscribedToThisServiceOpt |
                                pumUserFailedAuthentication | hostingAddrInvalid |
                                pumUserNotRegistered }
                   CODE         local: 91}

pumInterrog        OPERATION ::= {
            -- Interrogation (sent from the Visitor PINX or Remote PINX to the Home PINX and
            --                from the Home PINX to the Visitor PINX)
                   ARGUMENT     PumInterrogArg
                   RESULT       PumInterrogRes
                   ERRORS       { invalidServedUserNr | notAuthorized | unspecified |
                                supplementaryServiceInteractionNotAllowed |
                                pumUserFailedAuthentication | hostingAddrInvalid |
                                pumUserNotRegistered }
                   CODE         local: 92}

PumRegistrArg  ::= SEQUENCE     { pumUserId   CHOICE { pumNumber    PartyNumber,
                                                       -- The PISN number of the PUM user,
                                                       -- always a Complete Number.
                                                     alternativeId    AlternativeId },
                                basicService     BasicService,
                                     -- specific basic service or all basic services,
                                hostingAddr      PartyNumber,
                                     -- The PISN number of the hosting user,
                                     -- always a Complete Number.
                                activatingUserAddr      [0]      PartyNumber     OPTIONAL,
                                     -- The PISN number of the activating user,
                                     -- always a Complete Number.
                                     -- Mandatory if sent from a Remote PINX, else not included.
                                serviceOption    ServiceOption   DEFAULT inCallRegistration,
                                     -- Type of registration (InCall, OutCall or AllCall)
                                sessionParams SessionParams OPTIONAL,
                                     -- Duration of session, Number of outgoing calls
                                userPin  CHOICE   { pumUserPin [6] IMPLICIT  UserPin,
                                     activatingUserPin [7] IMPLICIT    UserPin } OPTIONAL,
                                argExtension     PumrExtension          OPTIONAL }
```

--`,,`-`-`,,`,,`,`,,`---

© ISO/IEC 2003 – All rights reserved
Copyright International Organization for Standardization
Provided by IHS under license with ISO
No reproduction or networking permitted without license from IHS
Not for Resale

Table 1 - Operations in Support of SS-PUMR (continued)

```
PumRegistrRes  ::= SEQUENCE     { pumNumber    PartyNumber,
                                  serviceOption    ServiceOption   OPTIONAL,
                                        -- Type of registration (InCall, OutCall or AllCall)
                                  sessionParams SessionParams OPTIONAL,
                                        -- Duration of session, Number of outgoing calls
                                  argExtension    PumrExtension          OPTIONAL }

DummyRes  ::=       CHOICE      { null              NULL,
                                  extension         [ 1 ] IMPLICIT Extension{{PUMRExtSet}},
                                  sequOfExtn        [ 2 ] IMPLICIT SEQUENCE OF
                                                          Extension{{PUMRExtSet}} }

PumDelRegArg  ::= SEQUENCE      { pumUserId   CHOICE { pumNumber    PartyNumber,
                                                       -- The PISN number of the PUM user,
                                                       -- always a Complete Number.
                                                     alternativeId    AlternativeId },
                                  basicService     BasicService,
                                        -- specific basic service or all basic services,
                                  hostingAddr      PartyNumber,
                                        -- The PISN number of the hosting user,
                                        -- always a Complete Number.
                                  serviceOption    ServiceOption,
                                        -- Type of registration session (InCall, OutCall or AllCall)
                                  argExtension     PumrExtension          OPTIONAL }

PumDe-regArg  ::= SEQUENCE      { pumUserId   CHOICE { pumNumber    PartyNumber,
                                                       -- The PISN number of the PUM user,
                                                       -- always a Complete Number.
                                                     alternativeId    AlternativeId },
                                  basicService     BasicService,
                                        -- specific basic service or all basic services,
                                  hostingAddr      [0]       PartyNumber     OPTIONAL,
                                        -- The PISN number of the hosting user,
                                        -- always a Complete Number.
                                        -- Not included if serviceOption indicates 'inCallRegistration',
                                        -- optional if serviceOption indicates 'outCallRegistration'
                                        -- or 'allCallRegistration'.
                                  activatingUserAddr       [1]       PartyNumber     OPTIONAL,
                                        -- The PISN number of the activating user,
                                        -- always a Complete Number.
                                        -- Mandatory if sent from a Remote PINX, else not included.
                                  serviceOption    ServiceOption   DEFAULT inCallRegistration,
                                        -- Type of registration session (InCall, OutCall or AllCall)
                                        -- If serviceOption indicates 'outCallRegistration' and
                                        -- hostingAddr is omitted, the de-registration applies to
                                        -- all OutCall registrations of this PUM user.
                                        -- If serviceOption indicates 'allCallRegistration' and
                                        -- hostingAddr is omitted, the de-registration applies to the
                                        -- AllCall and all OutCall registrations of this PUM user.
                                  userPin  CHOICE   { pumUserPin [6] IMPLICIT   UserPin,
                                        activatingUserPin [7] IMPLICIT    UserPin }  OPTIONAL,
                                  argExtension     PumrExtension          OPTIONAL }
```

--`,,`-`-`,,`,,`,`,,`---

© ISO/IEC 2003 – All rights reserved
Copyright International Organization for Standardization
Provided by IHS under license with ISO
No reproduction or networking permitted without license from IHS
Not for Resale

Table 1 - Operations in Support of SS-PUMR (continued)

```
PumInterrogArg ::= SEQUENCE   { pumUserId   CHOICE { pumNumber    PartyNumber,
                                                     -- The PISN number of the PUM user,
                                                     -- always a Complete Number.
                                                   alternativeId    AlternativeId },
                                basicService     BasicService,
                                     -- specific basic service or all basic services,
                                hostingAddr      [0]      PartyNumber     OPTIONAL,
                                     -- The PISN number of the hosting user,
                                     -- always a Complete Number.
                                     -- Omission indicates 'all hosting addresses'.
                                activatingUserAddr      [1]      PartyNumber     OPTIONAL,
                                     -- The PISN number of the activating user,
                                     -- always a Complete Number.
                                serviceOption    [2]      ServiceOption    OPTIONAL,
                           homeInfoOnly   BOOLEAN      DEFAULT TRUE,
                                -- True = Only Home PINX information (default)
                                -- False = Complete information
                           userPin  CHOICE   { pumUserPin [6] IMPLICIT  UserPin,
                                activatingUserPin [7] IMPLICIT    UserPin }  OPTIONAL,
                           argExtension    PumrExtension          OPTIONAL }

PumInterrogRes  ::=  SET SIZE(1..8) OF
                SEQUENCE  { basicService   [0] IMPLICIT  BasicService      OPTIONAL,
                                -- specific basic service or all basic services,
                                -- (Home PINX information)
                           hostingAddr      [1]      PartyNumber     OPTIONAL,
                                -- The PISN number of the hosting user,
                                -- always a Complete Number.
                                -- (Home PINX information)
                           serviceOption    [2] IMPLICIT  ServiceOption      OPTIONAL,
                                -- Type of registration session
                                -- (InCall, OutCall or AllCall)
                                -- (Home PINX information)
                           interrogParams          SessionParams          OPTIONAL,
                                -- Time left in registration session,
                                -- Number of outgoing calls left
                                -- (Visitor PINX information)
                           argExtension    PumrExtension          OPTIONAL }

AlternativeId                   ::=     OCTET STRING (SIZE(1..20))

ServiceOption  ::= ENUMERATED { inCallRegistration                (0),
                                outCallRegistration               (1),
                                allCallRegistration               (2) }

SessionParams  ::= SEQUENCE   { durationOfSession  [ 1 ] IMPLICIT INTEGER OPTIONAL,
                                     -- Duration of session in seconds,
                                     -- default if omitted: duration of session unlimited.
                                numberOfOutgCalls  [ 2 ] IMPLICIT INTEGER   OPTIONAL }
                                     -- Default if omitted: number of outgoing calls unlimited.

UserPin    ::=                  OCTET STRING (SIZE(1..20))
```


© ISO/IEC 2003 – All rights reserved
Copyright International Organization for Standardization
Provided by IHS under license with ISO
No reproduction or networking permitted without license from IHS
Not for Resale

Table 1 - Operations in Support of SS-PUMR (concluded)

```
PumrExtension ::=           CHOICE      {
                            extension   [ 4 ] IMPLICIT Extension {{PUMRExtSet}},
                            sequOfExtn  [ 5 ] IMPLICIT SEQUENCE OF
                                              Extension{{PUMRExtSet}} }
PUMRExtSet EXTENSION ::= {...}unspecified     ERROR       ::= {   PARAMETER
    Extension{{PUMRExtSet}}
                                              CODE  local: 1008}
notAuthorized                       ERROR     ::= {   CODE  local:  1007}
temporarilyUnavailable              ERROR     ::= {   CODE  local:  1000}
pumUserNotSubscribedToThisServiceOpt ERROR    ::= {   CODE  local:  1019}
pumUserFailedAuthentication         ERROR     ::= {   CODE  local:  1020}
hostingAddrInvalid                  ERROR     ::= {   CODE  local:  1021}
pumUserNotRegistered                ERROR     ::= {   CODE  local:  1022}
END         -- of PUM-Registration-Operations-asn1-97
```

6.3.2 Information elements

6.3.2.1 Facility information element

The operations defined in 6.3.1 shall be coded in the Facility information element in accordance with ISO/IEC 11582.

When conveying the invoke APDU of operations defined in 6.3.1, the destinationEntity data element of the NFE shall contain value endPINX.

When conveying the invoke APDU of operations defined in 6.3.1, the Interpretation APDU shall either be omitted or be included with value rejectAnyUnrecognisedInvokePdu.

6.3.2.2 Other information elements

Any other information elements (e.g. Calling party number, Called party number) shall be coded in accordance with the rules of ISO/IEC 11582.

6.3.3 Messages

The Facility information element shall be conveyed in the messages as specified in clause 10 of ISO/IEC 11582.

6.4 SS-PUMR state definitions

6.4.1 States at the Visitor PINX

The procedures for the Visitor PINX are written in terms of the following conceptual states existing within the SS-PUMR Supplementary Service Control entity in that PINX in association with a particular registration request.

6.4.1.1 State VisitIdle

SS-PUMR is not operating.

6.4.1.2 State VisitReg

A pumRegistr invoke APDU has been sent.

6.4.1.3 State VisitEnquiry

A pisnEnquiry invoke APDU has been sent.

6.4.1.4 State VisitInterrogation

A pumInterrog invoke APDU has been sent.

6.4.1.5 State VisitDe-reg

A pumDe-reg invoke APDU has been sent.

6.4.2 States at the Home PINX

The procedures for the Home PINX are written in terms of the following conceptual states existing within the SS-PUMR Supplementary Service Control entity in that PINX in association with a particular registration request.

© ISO/IEC 2003 – All rights reserved

Copyright International Organization for Standardization
Provided by IHS under license with ISO
No reproduction or networking permitted without license from IHS
Not for Resale

6.4.2.1 State HomeIdle

SS-PUMR is not operating. Ready for receipt of a pumRegistr or pumDe-reg invoke APDU.

6.4.2.2 State HomeDelete

A pumDelReg invoke APDU has been sent.

6.4.2.3 State HomeInterrogation

A pumInterrog invoke APDU has been sent.

6.4.3 States at the Directory PINX

The procedures for the Directory PINX are written in terms of the following conceptual states existing within the SS-PUMR Supplementary Service Control entity in that PINX in association with a particular registration request.

6.4.3.1 State DirectoryIdle

Ready for receipt of a pisnEnquiry invoke APDU.

6.4.4 States at the Previous Visitor PINX

The procedures for the Previous Visitor PINX are written in terms of the following conceptual states existing within the SS-PUMR Supplementary Service Control entity in that PINX in association with a particular registration request.

6.4.4.1 State PreVisitorIdle

Ready for receipt of a pumDelReg invoke APDU.

6.4.5 States at the Remote PINX

The procedures for a Remote PINX are written in terms of the following conceptual states existing within the SS-PUMR Supplementary Service Control entity in that PINX in association with a particular registration request.

6.4.5.1 State RemoteIdle

SS-PUMR is not operating.

6.4.5.2 State RemoteReg

A pumRegistr invoke APDU has been sent.

6.4.5.3 State RemoteEnquiry

A pisnEnquiry invoke APDU has been sent.

6.4.5.4 State RemoteInterrogation

A pumInterrog invoke APDU has been sent.

6.4.5.5 State RemoteDe-reg

A pumDe-reg invoke APDU has been sent.

6.5 SS-PUMR signalling procedures for registration

Examples of message sequences are shown in annex B.

6.5.1 Actions at the Visitor PINX for registration

The SDL representation of procedures at the Visitor PINX is shown in C.1 of annex C.

6.5.1.1 Normal procedures

On receipt of a valid registration request from a PUM user and if the Visitor PINX possesses sufficient addressing information to make a registration request to the Home PINX, the Visitor PINX shall send a pumRegistr invoke APDU to the Home PINX using the call reference of a call independent signalling connection. The call independent signalling connection shall be established (or used, if an appropriate connection is already available) in accordance with the procedures specified in 7.3 of ISO/IEC 11582. Within the argument of the invoke APDU, the PISN number or an alternative identifier of the PUM user shall be included in element pumUserId, the basic service for which the PUM user is to be registered shall be included in element basicService, and the PISN number of the hosting user shall be included in element hostingAddr. This PISN number shall be suitable for use in the Called party number information element of a call or call independent signalling connection that is to be routed to the hosting user. If provided by the registration request from the PUM user, the Visitor PINX shall additionally include in element serviceOption the type of registration (InCall, OutCall or AllCall). If provided by the registration request

© ISO/IEC 2003 – All rights reserved
Copyright International Organization for Standardization
Provided by IHS under license with ISO
No reproduction or networking permitted without license from IHS
Not for Resale

from the PUM user, the Visitor PINX shall further include the PUM user's PIN in element userPin. The Visitor PINX shall enter state VisitReg and start timer T1.

The registration request from a PUM user may optionally contain session parameters (element sessionParams) specifying the maximum duration of the registration session or the maximum number of outgoing calls (in case of OutCall or AllCall registration). If the Visitor PINX supports these optional parameters, it shall set a duration timer and a counter for the number of outgoing calls to the values specified by these parameters. On expiry of the duration timer or when reaching the specified number of outgoing calls, the Visitor PINX shall terminate the registration session by means of a pumDe-reg invoke APDU to the Home PINX, as specified in 6.6.1.1 (conditional de-registration).

NOTE 2 - Validation of the registration request can involve authentication of the PUM user.

NOTE 3 - In the absence of sufficient addressing information, the Visitor PINX can, before sending a pumRegistr invoke APDU, use the procedures of 6.8.1 to make an enquiry to a Directory PINX in order to translate an identifier provided by the PUM user in the registration request into a PISN number.

NOTE 4 - The number to be used in the Called party number information element when establishing the call independent signalling connection to the Home PINX is outside the scope of this International Standard. It can, for example, be a PISN number provided by the PUM user in the registration request or optionally the PISN number provided by the Directory PINX.

On receipt of the pumRegistr return result APDU, the Visitor PINX shall stop timer T1, update the information in the VDB for the requested basic service and hosting address, revert to state VisitIdle and indicate acceptance to the PUM user.

The Visitor PINX is responsible for clearing the call independent signalling connection towards the Home PINX. This may occur on receipt of a return result APDU. Alternatively, the signalling connection may be retained for other applications, if appropriate.

6.5.1.2 Exceptional procedures

If the Visitor PINX is unable to proceed with the registration request, it shall enter state VisitIdle and indicate failure to the PUM user.

On receipt of a pumRegistr return error or reject APDU from the Home PINX, the Visitor PINX shall stop timer T1, revert to state VisitIdle and indicate rejection to the PUM user.

If timer T1 expires (i.e. the pumRegistr invoke APDU is not answered by the Home PINX), the Visitor PINX shall indicate rejection to the PUM user and enter state VisitIdle.

The Visitor PINX is responsible for clearing the call independent signalling connection towards the Home PINX. This may occur on receipt of a return error or reject APDU or on expiry of timer T1. Alternatively, the signalling connection may be retained for other applications, if appropriate.

6.5.2 Additional actions at the Visitor PINX in case of remote registration

The SDL representation of procedures at the Visitor PINX is shown in C.1 of annex C.

6.5.2.1 Normal procedures

On receipt of a pumRegistr invoke APDU from a Remote PINX using the call reference of a call independent signalling connection (as specified in 7.3 of ISO/IEC 11582), the actions specified in 6.5.1.1 shall apply with the term "PUM user" replaced by "Remote PINX". On receipt of the pumRegistr return result APDU from the Home PINX, the Visitor PINX shall send a pumRegistr return result to the Remote PINX. The contents of this pumRegistr return result APDU shall be the same as the contents of the pumRegistr return result APDU from the Home PINX.

6.5.2.2 Exceptional procedures

If the Visitor PINX is unable to proceed with the registration request, it shall send a pumRegistr return error APDU containing an appropriate error to the Remote PINX and enter state VisitIdle.

On receipt of a pumRegistr return error APDU from the Home PINX, the Visitor PINX shall send a pumRegistr return error APDU to the Remote PINX containing the same error as received in the pumRegistr return error APDU from the Home PINX, stop timer T1 and revert to state VisitIdle.

On receipt of a pumRegistr reject APDU from the Home PINX, the Visitor PINX shall send a pumRegistr return error APDU to the Remote PINX containing an appropriate error corresponding to the reject problem received in the pumRegistr reject APDU from the Home PINX, stop timer T1 and revert to state VisitIdle.

If timer T1 expires (i.e. the pumRegistr invoke APDU is not answered by the Home PINX), the Visitor PINX shall send a pumRegistr return error APDU containing the error temporarilyUnavailable to the Remote PINX and enter state VisitIdle.

© ISO/IEC 2003 – All rights reserved

Copyright International Organization for Standardization
Provided by IHS under license with ISO
No reproduction or networking permitted without license from IHS
Not for Resale

6.5.3 Actions at the Home PINX for registration

The SDL representation of procedures at the Home PINX is shown in C.2 of annex C.

6.5.3.1 Normal procedures

On receipt of a pumRegistr invoke APDU using the call reference of a call independent signalling connection (as specified in 7.3 of ISO/IEC 11582), the Home PINX shall check the received basic service (element basicService) and the PUM user's PISN number or alternative identifier (element pumUserId), and verify that the PUM user is allowed to register.

If the PUM user is allowed to register, the Home PINX shall update the information in the HDB and answer the pumRegistr invoke APDU with a return result APDU.

If the received pumRegistr invoke APDU contained an InCall or AllCall registration (in element serviceOption), the Home PINX shall send a pumDelReg invoke APDU to the previous Visitor PINX using the call reference of a call independent signalling connection, in order to terminate the PUM user's previous InCall or AllCall registration session (if applicable).

If the received pumRegistr invoke APDU contained an OutCall registration (in element serviceOption), the Home PINX may optionally send a pumDelReg invoke APDU to the previous Visitor PINX using the call reference of a call independent signalling connection, in order to terminate the PUM user's previous InCall or AllCall registration session (if applicable).

The Home PINX may optionally leave the PUM user's existing OutCall registration session(s) unaffected (if applicable).

If the received pumRegistr invoke APDU does not contain the optional element serviceOption, i.e. does not specify the type of registration, the Home PINX shall assume an InCall registration and shall take the actions according to that type.

Termination of previous registration session(s) shall be performed by sending appropriate pumDelReg invoke APDU(s) to the previous Visitor PINX(s) using the call reference(s) of (a) call independent signalling connection(s). The call independent signalling connection(s) shall be established (or used, if an appropriate connection is already available) in accordance with the procedures specified in 7.3 of ISO/IEC 11582.

Within the argument of the pumDelReg invoke APDU(s), the PISN number or an alternative identifier of the PUM user shall be included in element pumUserId, the basic service for which the PUM user has registered shall be included in element basicService, a PISN number identifying the hosting user shall be included in element hostingAddr, and the type of registration (InCall, OutCall, or AllCall) shall be included in element serviceOption. The Home PINX shall enter state HomeDelete and start timer T4.

On receipt of all outstanding responses to the pumDelReg invoke APDUs, the Home PINX shall stop timer T4 and enter state HomeIdle.

The Home PINX is responsible for clearing the call independent signalling connection(s) towards the previous Visitor PINX(s). This may occur on receipt of a return result APDU. Alternatively, the signalling connection(s) may be retained for other applications, if appropriate.

6.5.3.2 Exceptional procedures

If the Home PINX is unable to proceed with the registration request, it shall answer the pumRegistr invoke APDU with a return error APDU containing an appropriate error and enter state HomeIdle.

If the PUM user is not found in the HDB, the Home PINX shall answer the pumRegistr invoke APDU with a return error APDU containing the error invalidServedUserNr.

If the PUM user is not allowed to register, the Home PINX shall answer the pumRegistr invoke APDU with a return error APDU containing the error notAuthorized.

On receipt of a pumDelReg return error or reject APDU from a previous Visitor PINX and if there are still responses to the pumDelReg invoke APDU(s) outstanding, no action shall be taken at the Home PINX.

If timer T4 expires (e.g. a pumDelReg invoke APDU is not answered by a previous Visitor PINX), the Home PINX shall enter state HomeIdle.

NOTE 5 - Expiry of timer T4 or receipt of a pumDelReg return error or reject APDU may invoke management actions to correct the VDB data in the previous Visitor PINX(s).

6.5.4 Actions at a Transit PINX for registration

No special actions are required in support of registration.

© ISO/IEC 2003 – All rights reserved
Copyright International Organization for Standardization
Provided by IHS under license with ISO
No reproduction or networking permitted without license from IHS
Not for Resale

6.5.5 Actions at the previous Visitor PINX for registration

The SDL representation of procedures at the previous Visitor PINX is shown in C.3 of annex C.

6.5.5.1 Normal procedures

On receipt of a pumDelReg invoke APDU using the call reference of a call independent signalling connection (as specified in 7.3 of ISO/IEC 11582), the previous Visitor PINX shall check the received basic service (element basicService), the PUM user's PISN number or alternative identifier (element pumUserId), the hosting address (element hostingAddr) and the type of registration (element serviceOption), delete the specified VDB entry for the PUM user and answer the pumDelReg invoke APDU with a return result APDU.

6.5.5.2 Exceptional procedures

If the specified VDB entry for the PUM user is not found in the VDB, the previous Visitor PINX shall answer the pumDelReg invoke APDU with a return result APDU.

If the VDB is temporarily unavailable, the previous Visitor PINX shall answer the pumDelReg invoke APDU with a return error APDU containing the error temporarilyUnavailable.

6.5.6 Actions at the Remote PINX for registration

The SDL representation of procedures at the Remote PINX is shown in C.5 of annex C.

6.5.6.1 Normal procedures

On receipt of a valid registration request from an activating user, the Remote PINX shall send a pumRegistr invoke APDU to the Visitor PINX using the call reference of a call independent signalling connection. The call independent signalling connection shall be established (or used, if an appropriate connection is already available) in accordance with the procedures specified in 7.3 of ISO/IEC 11582. Within the argument of the invoke APDU, the PISN number or an alternative identifier of the PUM user shall be included in element pumUserId, the basic service for which the PUM user is to be registered shall be included in element basicService, a PISN number identifying the hosting user shall be included in element hostingAddr, and the PISN number of the activating user shall be included in element activatingUserAddr. The PISN number of the hosting user shall be suitable for use in the Called party number information element of a call or call independent signalling connection that is to be routed to the hosting user. If provided by the registration request from the activating user, the Remote PINX shall additionally include the type of registration (InCall, OutCall, or AllCall) in element serviceOption and the session parameters (maximum duration of the registration session, maximum number of outgoing calls) in element sessionParams. If provided by the registration request from the activating user, the Remote PINX shall further include the activating user's PIN in element userPin. The Remote PINX shall enter state RemoteReg and start timer T1.

NOTE 6 - Validation of the registration request can involve authentication of the activating user.

NOTE 7 - The number to be used in the Called party number information element when establishing the call independent signalling connection to the Visitor PINX is outside the scope of this International Standard. It can, for example, be a PISN number provided by the activating user in the registration request.

On receipt of the pumRegistr return result APDU, the Remote PINX shall stop timer T1, revert to state RemoteIdle and indicate acceptance to the activating user.

The Remote PINX is responsible for clearing the call independent signalling connection towards the Visitor PINX. This may occur on receipt of a return result APDU. Alternatively, the signalling connection may be retained for other applications, if appropriate.

6.5.6.2 Exceptional procedures

On receipt of a pumRegistr return error or reject APDU from the Visitor PINX, the Remote PINX shall stop timer T1, revert to state RemoteIdle and indicate rejection to the activating user.

If timer T1 expires (i.e. the pumRegistr invoke APDU is not answered by the Visitor PINX), the Remote PINX shall indicate rejection to the activating user and enter state RemoteIdle.

The Remote PINX is responsible for clearing the call independent signalling connection towards the Visitor PINX. This may occur on receipt of a return error or reject APDU or on expiry of timer T1. Alternatively, the signalling connection may be retained for other applications, if appropriate.

6.6 SS-PUMR signalling procedures for de-registration

Examples of message sequences are shown in annex B.

© ISO/IEC 2003 – All rights reserved

Copyright International Organization for Standardization
Provided by IHS under license with ISO
No reproduction or networking permitted without license from IHS
Not for Resale

6.6.1 Actions at the Visitor PINX for de-registration

The SDL representation of procedures at the Visitor PINX is shown in C.1 of annex C.

6.6.1.1 Normal procedures

On receipt of a valid de-registration request from a PUM user or an authorized user, the Visitor PINX shall:

– If the de-registration request is for a particular registration session or all sessions of a PUM user, send a pumDe-reg invoke APDU to the Home PINX using the call reference of a call independent signalling connection.

– If the de-registration request is for all PUM users being registered at a specific hosting address, send a pumDe-reg invoke APDU for each registered PUM user to the Home PINX using the call reference of a call independent signalling connection.

The call independent signalling connection shall be established (or used, if an appropriate connection is already available) in accordance with the procedures specified in 7.3 of ISO/IEC 11582. Within the argument of the invoke APDU(s), the PISN number or an alternative identifier of the PUM user shall be included in element pumUserId and the basic service for which the PUM user is to be de-registered shall be included in element basicService. If provided by the de-registration request from the PUM user or authorized user, the Visitor PINX shall additionally indicate:

– in element serviceOption which type of registration session is to be de-registered;

– in element activatingUserAdress the PISN number of the user activating the request;

– in element activating userPIN the PIN supplied by the activating user.

If only sessions at a specific hosting address are to be de-registered, a PISN number identifying the hosting user shall be included in element hostingAddr otherwise, element hostingAddr shall be omitted. The Visitor PINX shall enter state VisitDe-reg and start timer T3.

NOTE 8 - In the absence of sufficient addressing information, the Visitor PINX can, before sending a pumDe-reg invoke APDU, use the procedures of 6.8.1 to make an enquiry to a Directory PINX in order to translate an identifier provided by the PUM user in the registration request into a PISN number.

NOTE 9 - The same procedures apply if the duration timer for a session expires or if the maximum number of outgoing calls is reached (conditional de-registration).

NOTE 10 - Validation of the de-registration request can involve authentication of the PUM user or the authorized user.

On receipt of a pumDe-reg return result APDU, the Visitor PINX shall delete the information in the VDB for the requested PUM user and basic service and, if applicable, indicate acceptance to the PUM user or authorized user.

On receipt of all outstanding responses to the pumDe-reg invoke APDUs, the visitor PINX shall stop timer T3 and revert to state VisitIdle.

The Visitor PINX is responsible for clearing the call independent signalling connection towards the Home PINX. This may occur on receipt of all outstanding responses. Alternatively, the signalling connection may be retained for other applications, if appropriate.

On receipt of a pumDelReg invoke APDU from the Home PINX using the call reference of a call independent signalling connection (as specified in 7.3 of ISO/IEC 11582), the Visitor PINX shall check the received basic service (element basicService), the PUM user's PISN number or alternative identifier (element pumUserId), the hosting address (element hostingAddr) and the type of registration (element serviceOption), delete the specified VDB entry for the PUM user, and answer the pumDelReg invoke APDU with a return result APDU.

6.6.1.2 Exceptional procedures

On receipt of a pumDe-reg return error or reject APDU from the Home PINX and if there are still responses to the pumDe-reg invoke APDU(s) outstanding, no action shall be taken at the Visitor PINX, except, if applicable, indicate rejection to the PUM user or authorized user.

If timer T3 expires (i.e. a pumDe-reg invoke APDU is not answered by the Home PINX), the Visitor PINX shall enter state VisitIdle and, if applicable, indicate rejection to the PUM user.

The Visitor PINX is responsible for clearing the call independent signalling connection towards the Home PINX. This may occur on receipt of all outstanding responses or on expiry of timer T3. Alternatively, the signalling connection may be retained for other applications, if appropriate.

© ISO/IEC 2003 – All rights reserved
Copyright International Organization for Standardization
Provided by IHS under license with ISO
No reproduction or networking permitted without license from IHS
Not for Resale

If, on receipt of a pumDelReg invoke APDU from the Home PINX, the specified VDB entry for the PUM user is not found in the VDB, the Visitor PINX shall answer with a pumDelReg return result APDU.

If the VDB is temporarily unavailable, the previous Visitor PINX shall answer the pumDelReg invoke APDU with a return error APDU containing the error temporarilyUnavailable.

6.6.2 Actions at the Home PINX for de-registration

The SDL representation of procedures at the Home PINX is shown in C.2 of annex C.

The procedures specified in the following apply for de-registration initiated by a PUM user at a Visitor PINX and for remote de-registration.

6.6.2.1 Normal procedures

On receipt of a pumDe-reg invoke APDU using the call reference of a call independent signalling connection (as specified in 7.3 of ISO/IEC 11582), the Home PINX shall check the received basic service (element basicService) and the PUM user's PISN number or alternative identifier (element pumUserId) and the activating user's PISN number if provided and verify that de-registration is permitted.

The pumDe-reg invoke APDU may contain either a request for de-registration of a specific type of registration session (InCall, OutCall, AllCall) at a specific hosting address or a request for de-registration of all registration sessions at all hosting addresses.

If element serviceOption in the received pumDe-reg invoke APDU indicates 'outCallRegistration' and hostingAddr is omitted, the de-registration shall apply to all OutCall registrations of this PUM user.

If serviceOption indicates 'allCallRegistration' and hostingAddr is omitted, the de-registration shall apply to the AllCall and all OutCall registrations of this PUM user.

If a hosting address (in element hostingAddr) is contained in the received pumDe-reg invoke APDU, the de-registration shall apply only to the registration session indicated in element serviceOption of this PUM user at this hosting address.

If the received pumDe-reg invoke APDU does not contain the optional element serviceOption, i.e. does not specify which type of registration session is to be de-registered, the Home PINX shall assume an InCall de-registration and shall take the actions according to that type.

If the PUM user may de-register, the Home PINX shall update the location information in the HDB and answer the pumDe-reg invoke APDU with a return result APDU.

If required according to the contents of the pumDe-reg invoke APDU, the Home PINX shall additionally send (a) pumDelReg invoke APDU(s) to the Visitor PINX(s) using the call reference(s) of (a) call independent signalling connection(s). The call independent signalling connection(s) shall be established (or used, if an appropriate connection is already available) in accordance with the procedures specified in 7.3 of ISO/IEC 11582.

Within the argument of the pumDelReg invoke APDU(s), the PISN number or an alternative identifier of the PUM user shall be included in element pumUserId, the basic service for which the PUM user is to be de-registered shall be included in element basicService, a PISN number identifying the hosting user shall be included in element hostingAddr, and the type of registration (InCall, OutCall, or AllCall) shall be included in element serviceOption. The Home PINX shall enter state HomeDelete and start timer T4.

On receipt of all outstanding responses to the pumDelReg invoke APDUs, the Home PINX shall stop timer T4 and enter state HomeIdle.

The Home PINX is responsible for clearing the call independent signalling connection(s) towards the Visitor PINX(s). This may occur on receipt of a return result APDU. Alternatively, the signalling connection(s) may be retained for other applications, if appropriate.

6.6.2.2 Exceptional procedures

If the Home PINX is unable to proceed with the de-registration request, it shall answer the pumDe-reg invoke APDU with a return error APDU containing an appropriate error and enter state HomeIdle.

If the PUM user is not found in the HDB, the Home PINX shall answer the pumDe-reg invoke APDU with a return error APDU containing the error invalidServedUserNr.

If the PUM user is not allowed to de-register, the Home PINX shall answer the pumDe-reg invoke APDU with a return error APDU containing the error notAuthorized.

--`,,`-`-`,,`,,`,`,,`---

© ISO/IEC 2003 – All rights reserved

Copyright International Organization for Standardization
Provided by IHS under license with ISO
No reproduction or networking permitted without license from IHS
Not for Resale

On receipt of a pumDelReg return error or reject APDU from a Visitor PINX and if there are still responses to the pumDelReg invoke APDU(s) outstanding, no action shall be taken at the Home PINX.

If timer T4 expires (e.g. a pumDelReg invoke APDU is not answered by a Visitor PINX), the Home PINX shall enter state HomeIdle.

NOTE 11 - Expiry of timer T4 or receipt of a pumDelReg return error or reject APDU may invoke management actions to correct the VDB data in the previous Visitor PINX(s).

6.6.3 Actions at a Transit PINX for de-registration

No special actions are required in support of SS-PUMR.

6.6.4 Actions at the Remote PINX for de-registration

The SDL representation of procedures at the Remote PINX is shown in C.5 of annex C.

6.6.4.1 Normal procedures

On receipt of a valid de-registration request from an activating user, the Remote PINX shall send a pumDe-reg invoke APDU to the Home PINX using the call reference of a call independent signalling connection. The call independent signalling connection shall be established (or used, if an appropriate connection is already available) in accordance with the procedures specified in 7.3 of ISO/IEC 11582. Within the argument of the invoke APDU, the PISN number or an alternative identifier of the PUM user shall be included in element pumUserId, the basic service for which the PUM user is to be de-registered shall be included in element basicService, the PISN number of the activating user shall be included in element activatingUserAddr and, if provided, the activatinfg user's PIN shall be included in element activatingUserPIN. The de-registration request from the activating user may contain a request for de-registration of either a specific type of session (InCall, OutCall, AllCall) at a specific hosting address or all sessions of a PUM user at all hosting addresses. If provided by the de-registration request from the activating user, the Remote PINX shall indicate in element serviceOption which type of registration session is to be de-registered. If only sessions at a specific hosting address are to be de-registered, a PISN number identifying the hosting user shall be included in element hostingAddr. The Remote PINX shall enter state RemoteDe-reg and start timer T3.

NOTE 12 - In the absence of sufficient addressing information, the Visitor PINX can, before sending a pumDe-reg invoke APDU, use the procedures of 6.8.1 to make an enquiry to a Directory PINX in order to translate an identifier provided by the PUM user in the registration request into a PISN number.

NOTE 13 - In the absence of sufficient addressing information, the Remote PINX can, before sending a pumDe-reg invoke APDU, use the procedures of 6.8.1 to make an enquiry to a Directory PINX in order to translate an identifier provided by the activating user in the de-registration request into a PISN number.

NOTE 14 - Validation of the de-registration request can involve authentication of the activating user.

On receipt of the pumDe-reg return result APDU, the Remote PINX shall stop timer T3, revert to state RemoteIdle and, if applicable, indicate acceptance to the activating user.

The Remote PINX is responsible for clearing the call independent signalling connection towards the Home PINX. This may occur on receipt of a return result APDU. Alternatively, the signalling connection may be retained for other applications, if appropriate.

6.6.4.2 Exceptional procedures

On receipt of a pumDe-reg return error or reject APDU from the Home PINX, the Remote PINX shall stop timer T3, revert to state RemoteIdle and, if applicable, indicate rejection to the activating user.

If timer T3 expires (i.e. the pumDe-reg invoke APDU is not answered by the Home PINX), the Remote PINX shall enter state RemoteIdle and, if applicable, indicate rejection to the activating user.

The Remote PINX is responsible for clearing the call independent signalling connection towards the Home PINX. This may occur on receipt of a return error or reject APDU or on expiry of timer T3. Alternatively, the signalling connection may be retained for other applications, if appropriate.

6.7 SS-PUMR signalling procedures for interrogation

Examples of message sequences are shown in annex B.

6.7.1 Actions at the Visitor PINX for interrogation

The SDL representation of procedures at the Visitor PINX is shown in C.1 of annex C.

© ISO/IEC 2003 – All rights reserved
Copyright International Organization for Standardization
Provided by IHS under license with ISO
No reproduction or networking permitted without license from IHS
Not for Resale

6.7.1.1 Normal procedures

On receipt of a pumInterrog invoke APDU from the Home PINX using the call reference of a call independent signalling connection (as specified in 7.3 of ISO/IEC 11582), the Visitor PINX shall check the received basic service (element basicService) and the PUM user's PISN number or alternative identifier (element pumUserId) and answer the pumInterrog invoke APDU with a return result APDU containing the required information (interrogParams).

On receipt of a valid interrogation request from a PUM user (interrogation of existing registration sessions / hosting addresses), the Visitor PINX shall send a pumInterrog invoke APDU to the Home PINX using the call reference of a call independent signalling connection. The call independent signalling connection shall be established (or used, if an appropriate connection is already available) in accordance with the procedures specified in 7.3 of ISO/IEC 11582.

Within the argument of the invoke APDU, the PISN number or an alternative identifier of the PUM user shall be included in element pumUserId, the basic service shall be included in element basicService and the type of registration session (InCall, OutCall or AllCall) to which the interrogation applies shall be included in element serviceOption. In accordance with the interrogation request from the PUM user, the invoke APDU may additionally include the element homeInfoOnly indicating whether only Home PINX information or complete information is required, and a PISN number identifying the hosting user in element hostingAddr. Omission of the element hostingAddr indicates that information about all hosting addresses of this PUM user and this basic service is required. The Visitor PINX shall enter state VisitInterrogation and start timer T5.

NOTE 15 - In the absence of sufficient addressing information, the Visitor PINX can, before sending a pumInterrog invoke APDU, use the procedures of 6.8.1 to make an enquiry to a Directory PINX in order to translate an identifier provided by the PUM user in the registration request into a PISN number.

NOTE 16 - Validation of the interrogation request can involve authentication of the PUM user.

On receipt of the pumInterrog return result APDU, the Visitor PINX shall stop timer T5, revert to state VisitIdle and forward the received information to the PUM user.

6.7.1.2 Exceptional procedures

If the Visitor PINX is unable to proceed with the interrogation request, it shall answer the pumInterrog invoke APDU with a return error APDU containing an appropriate error and enter state VisitIdle.

If the PUM user is not found in the VDB, the Visitor PINX shall answer the pumInterrog invoke APDU with a return error APDU containing the error pumUserNotRegistered.

On receipt of a pumInterrog return error or reject APDU the Visitor PINX shall stop timer T5, revert to state VisitIdle and indicate rejection to the PUM user.

If timer T5 expires (i.e. the pumInterrog invoke APDU is not answered), the Visitor PINX shall enter state VisitIdle and indicate rejection to the PUM user.

The Visitor PINX is responsible for clearing the call independent signalling connection towards the Home PINX. This may occur on receipt of a return error or reject APDU or on expiry of timer T5. Alternatively, the signalling connection may be retained for other applications, if appropriate.

6.7.2 Actions at the Home PINX for interrogation

The SDL representation of procedures at the Visitor PINX is shown in C.2 of annex C.

6.7.2.1 Normal procedures

On receipt of a pumInterrog invoke APDU using the call reference of a call independent signalling connection (as specified in 7.3 of ISO/IEC 11582), the Home PINX shall check the received basic service (element basicService), the PUM user's PISN number or alternative identifier (element pumUserId) and, if provided, the activating user's PISN number (activatingUserAddr) and verify that the user may interrogate.

If the PUM user may interrogate, the Home PINX shall:

- If the received pumInterrog invoke APDU contained an interrogation of Home PINX information for existing registration sessions, obtain the required information from the HDB and answer the pumInterrog invoke APDU with a return result APDU containing the required information (elements basicService, hostingAddr, serviceOption).
- If the received pumInterrog invoke APDU (additionally) contained an interrogation of complete information (i.e. including session parameters), obtain this information from the HDB and from the corresponding Visitor PINX(s) by means of an interrogation at this (these) Visitor PINX(s) and then answer the pumInterrog invoke APDU with a return result APDU containing the required information (elements basicService, hostingAddr, serviceOption, and interrogParams).

© ISO/IEC 2003 – All rights reserved

Copyright International Organization for Standardization
Provided by IHS under license with ISO
No reproduction or networking permitted without license from IHS
Not for Resale

To interrogate the session parameters of a particular session at a Visitor PINX, the Home PINX shall send a pumInterrog invoke APDU to this Visitor PINX using the call reference of a call independent signalling connection. The call independent signalling connection shall be established (or used, if an appropriate connection is already available) in accordance with the procedures specified in 7.3 of ISO/IEC 11582.

Within the argument of the invoke APDU, the PISN number or an alternative identifier of the PUM user shall be included in element pumUserId, the basic service shall be included in element basicService, a PISN number identifying the hosting user shall be included in element hostingAddr. The Home PINX shall start timer T5 and enter state HomeInterrogation.

The received pumInterrog invoke may require more than one interrogation to various other Visitor PINXs. In this case the Home PINX shall collect the information received in the pumInterrog return result APDUs.

On receipt of the last response to the pumInterrog invoke APDU, the Home PINX shall stop timer T5, send the obtained information to the interrogating PINX using the pumInterrog return result APDU and enter state HomeIdle.

The Home PINX is responsible for clearing the call independent signalling connection towards the interrogated Visitor PINX(s). This may occur on receipt of a return result APDU. Alternatively, the signalling connection may be retained for other applications, if appropriate.

6.7.2.2 Exceptional procedures

If the Home PINX is unable to proceed with the interrogation request, it shall answer the pumInterrog invoke APDU with a return error APDU containing an appropriate error and enter state HomeIdle.

If the PUM user may not interrogate, the Home PINX shall answer the pumInterrog invoke APDU with a return error APDU containing the error notAuthorized.

If the PUM user is not found in the HDB, the Home PINX shall answer the pumInterrog invoke APDU with a return error APDU containing the error invalidServedUserNr.

If timer T5 expires (i.e. the pumInterrog invoke APDU is not answered by all of the other Visitor PINXs), the Home PINX shall answer the pumInterrog invoke APDU with a return result APDU containing the available information and enter state HomeIdle.

6.7.3 Actions at the Remote PINX for interrogation

The SDL representation of procedures at the Visitor PINX is shown in C.5 of annex C.

PUM user is either the PUM user or an authorized user acting on behalf of the PUM user.

6.7.3.1 Normal procedures

On receipt of a valid interrogation request from a PUM user, the Remote PINX shall send a pumInterrog invoke APDU to the Home PINX using the call reference of a call independent signalling connection. The call independent signalling connection shall be established (or used, if an appropriate connection is already available) in accordance with the procedures specified in 7.3 of ISO/IEC 11582.

Within the argument of the invoke APDU, the PISN number or an alternative identifier of the PUM user shall be included in element pumUserId, the basic service shall be included in element basicService. In accordance with the interrogation request from the PUM user, the invoke APDU may additionally include the element homeInfoOnly indicating whether only Home PINX information or complete information is required, and a PISN number identifying the hosting user in element hostingAddr. Omission of the element hostingAddr indicates that information about all hosting addresses of this PUM user and this basic service is required. The PISN number of the activating user shall be included in element activatingUserAddr. The Remote PINX shall enter state RemoteInterrogation and start timer T5.

NOTE 17 - In the absence of sufficient addressing information, the Remote PINX can, before sending a pumInterrog invoke APDU, use the procedures of 6.8.1 to make an enquiry to a Directory PINX in order to translate an identifier provided by the PUM user in the interrogation request into a PISN number.

NOTE 18 - Validation of the interrogation request can involve authentication of the PUM user.

On receipt of the pumInterrog return result APDU, the Remote PINX shall stop timer T5, revert to state RemoteIdle and forward the received information to the PUM user.

6.7.3.2 Exceptional procedures

On receipt of a pumInterrog return error or reject APDU the Remote PINX shall stop timer T5, revert to state RemoteIdle and indicate rejection to the PUM user.

© ISO/IEC 2003 – All rights reserved
Copyright International Organization for Standardization
Provided by IHS under license with ISO
No reproduction or networking permitted without license from IHS
Not for Resale

If timer T5 expires (i.e. the pumInterrog invoke APDU is not answered), the Remote PINX shall enter state RemoteIdle and indicate rejection to the PUM user.

The Remote PINX is responsible for clearing the call independent signalling connection towards the Home PINX. This may occur on receipt of a return error or reject APDU or on expiry of timer T5. Alternatively, the signalling connection may be retained for other applications, if appropriate.

6.8 Signalling procedures for enquiry to a Directory PINX

Examples of message sequences are shown in annex B.

6.8.1 Actions at a PINX for enquiry to a Directory PINX

The SDL representation of these procedures is shown in C.4 of annex C.

6.8.1.1 Normal procedures

In order to make an enquiry to a Directory PINX to translate an identifier provided by the PUM user into a PISN number (the PUM number), the PINX may send a pisnEnquiry invoke APDU to the Directory PINX using the call reference of a call independent signalling connection. The call independent signalling connection shall be established (or used, if an appropriate connection is already available) in accordance with the procedures specified in 7.3 of ISO/IEC 11582. Within the argument of the invoke APDU, element alternativeId shall contain the identifier provided by the PUM user. The PINX shall enter state Enquiry and start timer T2.

NOTE 19 - The number to be used in the Called party number information element when establishing the call independent signalling connection to the Directory PINX is outside the scope of this International Standard.

On receipt of the pisnEnquiry return result APDU, the PINX shall stop timer T2. The PISN number received in the pisnEnquiry return result APDU can be used e.g. for registration.

The PINX is responsible for clearing the call independent signalling connection towards the Directory PINX. This may occur on receipt of a return result APDU. Alternatively, the signalling connection may be retained for other applications, if appropriate.

6.8.1.2 Exceptional procedures

On receipt of a pisnEnquiry return error or reject APDU from the Directory PINX, the PINX shall stop timer T2 and enter state Idle.

If timer T2 expires, the PINX shall enter state Idle.

NOTE 20 - If, in any of these situations the PINX is unable to proceed, it should indicate rejection to the PUM user or answer a received invoke APDU with an appropriate return error APDU, respectively, unless there is another means available for obtaining the PISN number of the PUM user.

The PINX is responsible for clearing the call independent signalling connection towards the Directory PINX. This may occur on receipt of a return error or reject APDU or on expiry of timer T2. Alternatively, the signalling connection may be retained for other applications, if appropriate.

6.8.2 Actions at the Directory PINX for enquiry

The SDL representation of procedures at the Directory PINX is shown in C.4 of annex C.

6.8.2.1 Normal procedures

On receipt of a pisnEnquiry invoke APDU using the call reference of a call independent signalling connection (as specified in 7.3 of ISO/IEC 11582), the Directory PINX shall attempt to translate the PUM user's identity received in the pisnEnquiry invoke APDU to a PISN number. The PUM user's PISN number shall be returned in a pisnEnquiry return result APDU.

6.8.2.2 Exceptional procedures

If the Directory PINX is unable to translate the identity received in the pisnEnquiry invoke APDU, a pisnEnquiry return error APDU containing the error invalidServedUserNr shall be returned.

6.9 SS-PUMR impact of interworking with public ISDNs

Not applicable.

6.10 SS-PUMR impact of interworking with non-ISDNs

Not applicable.

--`,,,`-`-`,,`,,`,`,,`---
© ISO/IEC 2003 – All rights reserved

Copyright International Organization for Standardization
Provided by IHS under license with ISO
No reproduction or networking permitted without license from IHS
Not for Resale

6.11 Protocol interactions between SS-PUMR and other supplementary services and ANFs

This clause specifies protocol interactions with other supplementary services and ANFs for which stage 3 standards had been published at the time of publication of this International Standard. For interactions with supplementary services and ANFs for which stage 3 standards are published subsequent to the publication of this International Standard, see those other stage 3 standards.

NOTE 21 - Simultaneous conveyance of APDUs for SS-PUMR and other supplementary services or ANFs in the same message, each in accordance with the requirements of its respective stage 3 standard, does not, on its own, constitute a protocol interaction.

6.11.1 Interaction with Calling Name Identification Presentation (SS-CNIP)

No interaction.

6.11.2 Interaction with Connected Name Identification Presentation (SS-CONP)

No interaction.

6.11.3 Interaction with Call Forwarding Unconditional (SS-CFU)

No interaction.

6.11.4 Interaction with Call Forwarding Busy (SS-CFB)

No interaction.

6.11.5 Interaction with Call Forwarding No Reply (SS-CFNR)

No interaction.

6.11.6 Interaction with Call Deflection (SS-CD)

No interaction.

6.11.7 Interaction with Path Replacement (ANF-PR)

No interaction.

6.11.8 Interaction with Call Transfer (SS-CT)

No interaction.

6.11.9 Interaction with Call Completion to Busy Subscriber (SS-CCBS)

No interaction.

NOTE 22 - SS-CCBS may need to be cancelled if the PUM user (as either the calling user or called user) changes location or de-registers.

6.11.10 Interaction with Call Completion on No Reply (SS-CCNR)

No interaction.

NOTE 23 - SS-CCNR may need to be cancelled if the PUM user (as either the calling user or called user) changes location or de-registers.

6.11.11 Interaction with Call Offer (SS-CO)

No interaction.

6.11.12 Interaction with Do Not Disturb (SS-DND)

No interaction.

6.11.13 Interaction with Do Not Disturb Override (SS-DNDO)

No interaction.

6.11.14 Interaction with Call Intrusion (SS-CI)

No interaction.

6.11.15 Interaction with Call Interception (ANF-CINT)

No interaction.

6.11.16 Interaction with Transit Counter (ANF-TC)

No interaction.

© ISO/IEC 2003 – All rights reserved
Copyright International Organization for Standardization
Provided by IHS under license with ISO
No reproduction or networking permitted without license from IHS
Not for Resale

6.11.17 Interaction with Recall (SS-RE)

No interaction.

6.11.18 Interaction with Advice Of Charge (SS-AOC)

No interaction.

6.11.19 Interaction with Wireless Terminal Incoming Call (SS-WTMI)

No interaction.

6.11.20 Interactions with Wireless Terminal Outgoing call (SS-WTMO)

No interaction.

6.11.21 Interactions with Wireless Terminal Location Registration (SS-WTLR)

Interactions with WTLR occur when a PUM user is registered at a WT and the WT changes location as well as in case of an initial remote registration at a WT.

An example message sequence is shown in annex B.

6.11.21.1 Actions at the previous Visitor PINX

On receipt of a locationDelete invoke APDU from a WTM Home PINX and if the previous Visitor PINX detects by checking its VDB that a PUM user is registered at the corresponding WT, it shall act as a Remote PINX and send a pumRegistr invoke APDU to the WTM Home PINX according to the procedures specified in 6.5.6. The pumRegistr invoke APDU may be sent together with the locationDelete return result APDU in one message.

On receipt of a pumDelReg invoke APDU the previous Visitor PINX shall act as specified in 6.5.5.

6.11.21.2 Actions at the WTM Home PINX in case of location update

On receipt of a pumRegistr invoke APDU from the previous Visitor PINX, the WTM Home PINX shall act as a Remote PINX and send a corresponding pumRegistr invoke APDU to the new Visitor PINX according to the procedures specified in 6.5.6.

On receipt of the pumRegistr return result APDU from the new Visitor PINX, the WTM Home PINX shall act as a Remote PINX as specified in 6.5.6 and additionally send a corresponding pumRegistr return result APDU to the previous Visitor PINX.

6.11.21.3 Actions at the WTM Home PINX in case of initial remote registration

On receipt of a pumRegistr invoke APDU from the initiating Remote PINX, the WTM Home PINX shall act as a Remote PINX and send a corresponding pumRegistr invoke APDU to the Visitor PINX according to the procedures specified in 6.5.6.

On receipt of the pumRegistr return result APDU from the Visitor PINX, the WTM Home PINX shall act as a Remote PINX as specified in 6.5.6 and additionally send a corresponding pumRegistr return result APDU to the initiating Remote PINX.

6.11.21.4 Actions at the (new) Visitor PINX

On receipt of a pumRegistr invoke APDU from the WTM Home PINX, the (new) Visitor PINX shall act as a Visitor PINX in case of remote registration and send a corresponding pumRegistr invoke APDU to the (PUM) Home PINX according to the procedures specified in 6.5.2.

6.11.21.5 Actions at the (PUM) Home PINX

On receipt of a pumRegistr invoke APDU from the (new) Visitor PINX, the Home PINX shall send a pumRegistr return result APDU to the Visitor PINX and a pumDelReg invoke APDU to the previous Visitor PINX according to the procedures specified in 6.5.3 (if applicable).

6.11.22 Interactions with Wireless Terminal Authentication of the WTM User (SS-WTAT)

No interaction.

6.11.23 Interactions with Wireless Terminal Authentication of the PISN (SS-WTAN)

No interaction.

6.11.24 Interactions with Message Waiting Indication (SS-MWI)

6.11.24.1 Actions at the Home PINX for registration

On receipt of a pumRegistr invoke APDU containing the request for an InCall or AllCall registration and if any stored mwiActivate invoke APDU for that PUM user is available, the Home PINX shall send a mwiActivate invoke APDU to the

© ISO/IEC 2003 – All rights reserved

Copyright International Organization for Standardization
Provided by IHS under license with ISO
No reproduction or networking permitted without license from IHS
Not for Resale

Visitor PINX, in addition to the pumRegistr return result APDU which is sent to the Visitor PINX or, in case of remote registration, to the Remote PINX, according to 6.5.3.

On receipt of a mwiActivate invoke APDU together with the pumDelReg return result APDU from a previous Visitor PINX, the Home PINX shall forward the mwiActivate invoke APDU to the (new) Visitor PINX if available. If no PINX is identified as the PUM user's Visitor PINX (i.e., the PUM user is not currently registered), the Home PINX shell either store the mwiActivate invoke APDU until the start of the next registration session or ignore it.

6.11.24.2 Actions at the previous Visitor PINX for registration

On receipt of a pumDelReg invoke APDU and if any stored mwiActivate invoke APDU for that PUM user is available, the previous Visitor PINX shall send a mwiActivate invoke ADPU together with the pumDelReg return result APDU to the Home PINX according to 6.5.5.

6.11.24.3 Actions at the Visitor PINX for de-registration

On receipt of a pumDelReg invoke APDU and if any stored mwiActivate invoke APDU for that PUM user is available, the Visitor PINX shall send a mwiActivate invoke ADPU together with the pumDelReg return result APDU to the Home PINX according to 6.6.1.

6.11.25 Interactions with Common Information (ANF-CMN)

No interaction.

6.11.26 Interactions with Call Priority Interruption (SS-CPI)

No interaction.

6.11.27 Interactions with Call Priority Interruption Protection (SS-CPIP)

No interaction.

6.12 SS-PUMR parameter values (timers)

The following timers apply:

6.12.1 Timer T1

Timer T1 operates at the Visitor PINX during state VisitReg and at the Remote PINX during state RemoteReg. Its purpose is to protect against the absence of a response to the pumRegistr invoke APDU.

Timer T1 shall have a value not less than 15 s.

6.12.2 Timer T2

Timer T2 operates at the PINX during state Enquiry. Its purpose is to protect against the absence of a response to the pisnEnquiry invoke APDU.

Timer T2 shall have a value not less than 15 s.

6.12.3 Timer T3

Timer T3 operates at the Visitor PINX during state VisitDe-reg and at the Remote PINX during state RemoteDe-reg. Its purpose is to protect against the absence of a response to the pumDe-reg invoke APDU.

Timer T3 shall have a value not less than 15 s.

6.12.4 Timer T4

Timer T4 operates at the Home PINX during state HomeDelete. Its purpose is to protect against the absence of a response to the pumDelReg invoke APDU.

Timer T4 shall have a value not less than 15 s.

6.12.5 Timer T5

Timer T5 operates at the Visitor PINX during state VisitInterrogation, at the Remote PINX during state RemoteInterrogation, and at the Home PINX during state HomeInterrogation. Its purpose is to protect against the absence of a response to the pumInterrog invoke APDU.

Timer T5 shall have a value not less than 15 s.

--`,,`-`-`,,`,,`,`,,`---

© ISO/IEC 2003 – All rights reserved
Copyright International Organization for Standardization
Provided by IHS under license with ISO
No reproduction or networking permitted without license from IHS
Not for Resale

Annex A
(normative)

Protocol Implementation Conformance Statement (PICS) proforma

A.1 Introduction

The supplier of a protocol implementation which is claimed to conform to this International Standard shall complete the following Protocol Implementation Conformance Statement (PICS) proforma.

A completed PICS proforma is the PICS for the implementation in question. The PICS is a statement of which capabilities and options of the protocol have been implemented. The PICS can have a number of uses, including use:

- by the protocol implementor, as a check list to reduce the risk of failure to conform to the Standard through oversight;
- by the supplier and acquirer, or potential acquirer, of the implementation, as a detailed indication of the capabilities of the implementation, stated relative to the common basis for understanding provided by the Standard's PICS proforma;
- by the user or potential user of the implementation, as a basis for initially checking the possibility of interworking with another implementation - while interworking can never be guaranteed, failure to interwork can often be predicted from incompatible PICS's;
- by a protocol tester, as the basis for selecting appropriate tests against which to assess the claim for conformance of the implementation.

A.2 Instructions for completing the PICS proforma

A.2.1 General structure of the PICS proforma

The PICS proforma is a fixed format questionnaire divided into sub-clauses each containing a group of individual items. Each item is identified by an item number, the name of the item (question to be answered), and the reference(s) to the clause(s) that specifies (specify) the item in the main body of this International Standard.

The "Status" column indicates whether an item is applicable and if so whether support is mandatory or optional. The following terms are used:

m	mandatory (the capability is required for conformance to the protocol);
o	optional (the capability is not required for conformance to the protocol, but if the capability is implemented it is required to conform to the protocol specifications);
o.<n>	optional, but support of at least one of the group of options labelled by the same numeral <n> is required;
x	prohibited;
c.<cond>	conditional requirement, depending on support for the item or items listed in condition <cond>;
<item>:m	simple conditional requirement, the capability being mandatory if item number <item> is supported, otherwise not applicable;
<item>:o	simple conditional requirement, the capability being optional if item number <item> is supported, otherwise not applicable.

Answers to the questionnaire items are to be provided either in the "Support" column, by simply marking an answer to indicate a restricted choice (Yes or No), or in the "Not Applicable" column (N/A).

© ISO/IEC 2003 – All rights reserved

Copyright International Organization for Standardization
Provided by IHS under license with ISO
No reproduction or networking permitted without license from IHS
Not for Resale

A.2.2 Additional Information

Items of Additional Information allow a supplier to provide further information intended to assist the interpretation of the PICS. It is not intended or expected that a large quantity will be supplied, and a PICS can be considered complete without any such information. Examples might be an outline of the ways in which a (single) implementation can be set up to operate in a variety of environments and configurations.

References to items of Additional Information may be entered next to any answer in the questionnaire, and may be included in items of Exception information.

A.2.3 Exception Information

It may occasionally happen that a supplier will wish to answer an item with mandatory or prohibited status (after any conditions have been applied) in a way that conflicts with the indicated requirement. No pre-printed answer will be found in the Support column for this. Instead, the supplier is required to write into the support column an x.<i> reference to an item of Exception Information, and to provide the appropriate rationale in the Exception item itself.

An implementation for which an Exception item is required in this way does not conform to this International Standard. A possible reason for the situation described above is that a defect in the Standard has been reported, a correction for which is expected to change the requirement not met by the implementation.

© ISO/IEC 2003 – All rights reserved
Copyright International Organization for Standardization
Provided by IHS under license with ISO
No reproduction or networking permitted without license from IHS
Not for Resale

A.3 PICS proforma for ISO/IEC 17876

A.3.1 Implementation Identification

Supplier	
Contact point for queries about the PICS	
Implementation Name(s) and Version(s)	
Other information necessary for full identification, e.g., name(s) and version(s) for machines and/or operating systems; system name(s)	

Only the first three items are required for all implementations; other information may be completed as appropriate in meeting the requirement for full identification.

The terms Name and Version should be interpreted appropriately to correspond with a suppliers terminology (e.g., Type, Series, Model).

A.3.2 Protocol Summary

Protocol version	1.0
Addenda Implemented (if applicable)	
Amendments Implemented	
Have any exception items been required (see A.2.3)	No [ ] Yes [ ] (The answer Yes means that the implementation does not conform to this International Standard)

Date of Statement	

© ISO/IEC 2003 – All rights reserved

Copyright International Organization for Standardization
Provided by IHS under license with ISO
No reproduction or networking permitted without license from IHS
Not for Resale

A.3.3 General

Item	Question/feature	References	Status	N/A	Support
A1	Support of functionality of a Visitor PINX		o.1		Yes[ ] No[ ]
A2	Support of functionality of a Home PINX		o.1		Yes[ ] No[ ]
A3	Support of functionality of a Remote PINX		o.1		Yes[ ] No[ ]
A4	Support of functionality of a Directory PINX		o		Yes[ ] No[ ]
A5	Support of InCall registration	6.1	c.1	[ ]	m:Yes[ ]
A6	Support of OutCall registration	6.1	c.2	[ ]	Yes[ ] No[ ]
A7	Support of AllCall registration	6.1	c.2	[ ]	Yes[ ] No[ ]

c.1 = IF (A1 OR A2) THEN m, ELSE N/A
c.2 = IF (A1 OR A2) THEN o, ELSE N/A

A.3.4 Procedures

Item	Question/feature	References	Status	N/A	Support
B1	Support of generic procedures for the call independent control (connection oriented) of supplementary services as specified in ISO/IEC 11582 for an originating and terminating PINX in the Visitor PINX	6.2.1, 6.2.3	A1: m	[ ]	m:Yes[ ]
B2	Support of generic procedures for the call independent control (connection oriented) of supplementary services as specified in ISO/IEC 11582 for an originating and terminating PINX in the Home PINX	6.2.2	A2: m	[ ]	m:Yes[ ]
B3	Support of generic procedures for the call independent control (connection oriented) of supplementary services as specified in ISO/IEC 11582 for an originating PINX in the Remote PINX	6.2.6	A3: m	[ ]	m:Yes[ ]
B4	Support of generic procedures for the call independent control (connection oriented) of supplementary services as specified in ISO/IEC 11582 for a terminating PINX in the Directory PINX	6.2.5	A4: m	[ ]	m:Yes[ ]
B5	Support of generic procedures for the call independent control (connection oriented) of supplementary services as specified in ISO/IEC 11582 for a Transit PINX	6.2.4	m		Yes[ ]
B6	Support of signalling procedures for Registration at the Visitor PINX	6.5.1	A1: m	[ ]	m:Yes[ ]
B7	Support of additional signalling procedures for Remote registration at the Visitor PINX	6.5.2	A1: o	[ ]	Yes[ ] No[ ]

© ISO/IEC 2003 – All rights reserved
Copyright International Organization for Standardization
Provided by IHS under license with ISO
No reproduction or networking permitted without license from IHS
Not for Resale

Item	Question/feature	References	Status	N/A	Support
B8	Support of signalling procedures for Registration at the Home PINX	6.5.3	A2: m	[ ]	m:Yes[ ]
B9	Support of signalling procedures for Delete registration in a Home PINX	6.5.3, 6.6.2	A2: m	[ ]	m:Yes[ ]
B10	Support of signalling procedures for Delete registration in a previous Visitor PINX	6.5.5	A1: m	[ ]	m:Yes[ ]
B11	Support of signalling procedures for Registration at the Remote PINX	6.5.6	A3: m	[ ]	m:Yes[ ]
B12	Support of signalling procedures for De-registration at the Visitor PINX	6.6.1	A1: m	[ ]	m:Yes[ ]
B13	Support of signalling procedures for De-registration at the Home PINX	6.6.2	A2: m	[ ]	m:Yes[ ]
B14	Support of signalling procedures for De-registration at the Remote PINX	6.6.4	A3: m	[ ]	m:Yes[ ]
B15	Support of signalling procedures for Interrogation at the Visitor PINX	6.7.1	A1: o	[ ]	Yes[ ] No[ ]
B16	Support of signalling procedures for Interrogation at the Home PINX	6.7.2	A2: o	[ ]	Yes[ ] No[ ]
B17	Support of signalling procedures for Interrogation at the Remote PINX	6.7.3	A3: o	[ ]	Yes[ ] No[ ]
B18	Support of signalling procedures for Enquiry to a Directory PINX	6.8.1	c.3	[ ]	Yes[ ] No[ ]
B19	Support of signalling procedures for Enquiry at a Directory PINX	6.8.2	A4: m	[ ]	m:Yes[ ]
B20	Support of timer for duration of session and counter for number of outgoing calls at a Visitor PINX	6.5.1	A1: o	[ ]	Yes[ ] No[ ]
B21	Support of the option to leave existing OutCall registrations unaffected at a Home PINX	6.5.3	A2: o	[ ]	Yes[ ] No[ ]

c.3 = IF (A1 OR A3) THEN o, ELSE N/A

A.3.5 Coding

Item	Question/feature	References	Status	N/A	Support
C1	Sending of pumRegistr invoke and receipt of pumRegistr return result/error by a Visitor PINX	6.3.1	B6:m	[ ]	Yes[ ]
C2	Sending of pumRegistr invoke and receipt of pumRegistr return result/error by a Remote PINX	6.3.1	B11: m	[ ]	m:Yes[ ]
C3	Sending of pumDelReg invoke and receipt of pumDelReg return result/error by a Home PINX	6.3.1	B8:m	[ ]	Yes[ ]
C4	Sending of pumDe-reg invoke and receipt of pumDe-reg return result/error by a Visitor PINX	6.3.1	B12:m	[ ]	Yes[ ]

--`,,`-`-`,,`,,`,`,,`---

© ISO/IEC 2003 – All rights reserved
Copyright International Organization for Standardization
Provided by IHS under license with ISO
No reproduction or networking permitted without license from IHS
Not for Resale

Item	Question/feature	References	Status	N/A	Support
C5	Sending of pumDe-reg invoke and receipt of pumDe-reg return result/error by a Remote PINX	6.3.1	B14: m	[ ]	m:Yes[ ]
C6	Sending of pumInterrog invoke and receipt of pumInterrog return result/error by a Visitor PINX	6.3.1	B15: m	[ ]	m:Yes[ ]
C7	Sending of pumInterrog invoke and receipt of pumInterrog return result/error by a Remote PINX	6.3.1	B17: m	[ ]	m:Yes[ ]
C8	Sending of pumInterrog invoke and receipt of pumInterrog return result/error by a Home PINX	6.3.1	B16: m	[ ]	m:Yes[ ]
C9	Receipt of pumRegistr invoke and sending of pumRegistr return result/error by a Visitor PINX	6.3.1	B7: m	[ ]	m:Yes[ ]
C10	Receipt of pumRegistr invoke and sending of pumRegistr return result/error by a Home PINX	6.3.1	B8:m	[ ]	Yes[ ]
C11	Receipt of pumDelReg invoke and sending of pumDelReg return result/error by a Visitor PINX	6.3.1	B10:m	[ ]	Yes[ ]
C12	Receipt of pumDe-reg invoke and sending of pumDe-reg return result/error by a Home PINX	6.3.1	B13:m	[ ]	Yes[ ]
C13	Receipt of pumInterrog invoke and sending of pumInterrog return result/error by a Visitor PINX	6.3.1	B15: m	[ ]	m:Yes[ ]
C14	Receipt of pumInterrog invoke and sending of pumInterrog return result/error by a Home PINX	6.3.1	B16: m	[ ]	m:Yes[ ]
C15	Sending of pisnEnquiry invoke and receipt of pisnEnquiry return result/error by a PINX	6.3.1	B18: m	[ ]	m:Yes[ ]
C16	Receipt of pisnEnquiry invoke and sending of pisnEnquiry return result/error by a Directory PINX	6.3.1	B19: m	[ ]	m:Yes[ ]

A.3.6 Timer

Item	Question/feature	References	Status	N/A	Support
D1	Support of Timer T1 at a Visitor PINX	6.12.1	A1: m	[ ]	m:Yes[ ]
D2	Support of Timer T1 at a Remote PINX	6.12.1	A3: m	[ ]	m:Yes[ ]
D3	Support of Timer T2 at a PINX	6.12.2	B18: m	[ ]	m:Yes[ ]
D4	Support of Timer T3 at a Visitor PINX	6.12.3	A1: m	[ ]	m:Yes[ ]
D5	Support of Timer T3 at a Remote PINX	6.12.3	A3: m	[ ]	m:Yes[ ]
D6	Support of Timer T4 at a Home PINX	6.12.4	A2: m	[ ]	m:Yes[ ]
D7	Support of Timer T5 at a Visitor PINX	6.12.5	B15: m	[ ]	m:Yes[ ]
D8	Support of Timer T5 at a Remote PINX	6.12.5	B17: m	[ ]	m:Yes[ ]
D9	Support of Timer T5 at a Home PINX	6.12.5	B16: m	[ ]	m:Yes[ ]

© ISO/IEC 2003 – All rights reserved
Copyright International Organization for Standardization
Provided by IHS under license with ISO
No reproduction or networking permitted without license from IHS
Not for Resale

A.3.7 Interactions between SS-PUMR and SS-WTLR

Item	Question/feature	References	Status	N/A	Support
E1	Support of SS-WTLR	ISO/IEC 15429	o		Yes[ ] No[ ]
E2	Support of procedures at a Home PINX for interaction with SS-WTLR	6.11.21.5	E1: m	[ ]	m:Yes[ ]
E3	Support of procedures at a previous Visitor PINX / Visitor PINX for interaction with SS-WTLR	6.11.21.1 6.11.21.4	E1: m	[ ]	m:Yes[ ]

A.3.8 Interactions between SS-PUMR and SS-MWI

Item	Question/feature	References	Status	N/A	Support
F1	Support of SS-MWI	ISO/IEC 15506	o		Yes[ ] No[ ]
F2	Support of procedures at a Home PINX for interaction with SS-MWI	6.11.24.1	F1: m	[ ]	Yes[ ] No[ ]
F3	Support of procedures at a previous Visitor PINX / Visitor PINX for interaction with SS-MWI	6.11.24.2 6.11.24.3	F1: m	[ ]	m:Yes[ ]

© ISO/IEC 2003 – All rights reserved

Copyright International Organization for Standardization
Provided by IHS under license with ISO
No reproduction or networking permitted without license from IHS
Not for Resale

Annex B
(informative)

Examples of Message Sequences

This annex describes some typical message flows for SS-PUMR. The following conventions are used in the figures of this annex.

1. The following notation is used:

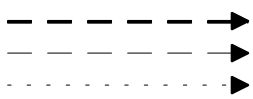

	Call independent signalling connection message containing SS-PUMR information
	Call independent signalling connection message without SS-PUMR information
	Symbolic primitive carrying SS-PUMR information
xxx.inv	Invoke APDU for operation xxx
xxx.rr	Return result APDU for operation xxx

2. The figures show messages exchanged via Protocol Control between PINXs involved in SS-PUMR. Only messages relevant to SS-PUMR are shown.
3. Only the relevant information content (e.g. remote operation APDUs, information elements) is listed below each message name. The Facility information elements containing remote operation APDUs are not explicitly shown. Information with no impact on SS-PUMR is not shown.
4. Some interactions with users are included in the form of symbolic primitives. The actual protocol at the terminal equipment interface is outside the scope of this International Standard.

© ISO/IEC 2003 – All rights reserved
Copyright International Organization for Standardization
Provided by IHS under license with ISO
No reproduction or networking permitted without license from IHS
Not for Resale

B.1 Successful registration

B.1.1 Successful registration using the PUM number

Figure B.1 shows an example message flow of successful registration in the case where the PUM number is provided for identification.

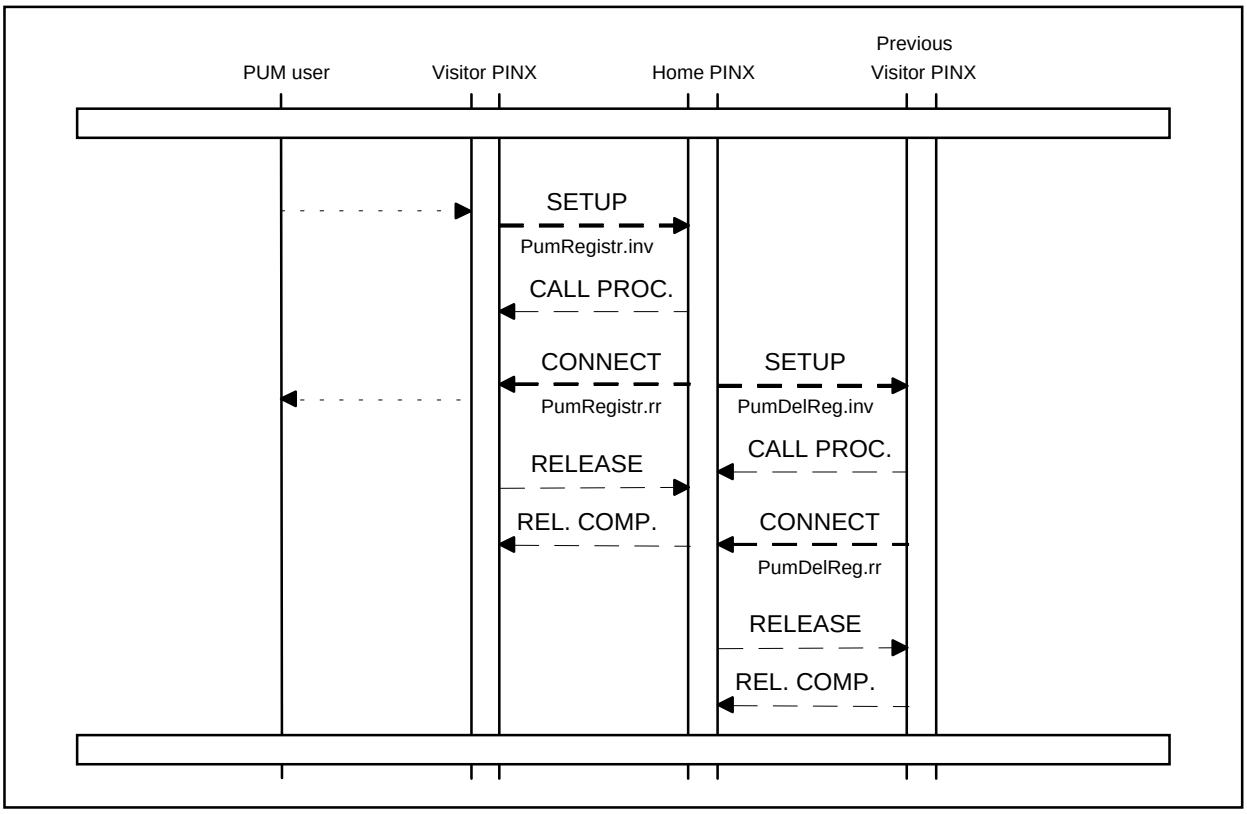

Figure B.1 - Example message flow for registration using the PUM number

NOTE 24 - It depends on the contents of the original registration request from Visitor to Home PINX whether the previous OutCall registration(s) shall be deleted. A previous InCall registration will in any case be deleted. Therefore, more than one message with pumDelReg invoke APDUs to more than one Previous Visitor PINX might be required.

© ISO/IEC 2003 – All rights reserved

Copyright International Organization for Standardization
Provided by IHS under license with ISO
No reproduction or networking permitted without license from IHS
Not for Resale

B.1.2 Successful registration with additional enquiry to a Directory PINX

Figure B.2 shows an example message flow of successful registration in the case where an alternative identifier (rather than the PUM number) is provided for identification, i.e. using an additional procedure with enquiry to the Directory PINX to obtain the PUM user's PISN number.

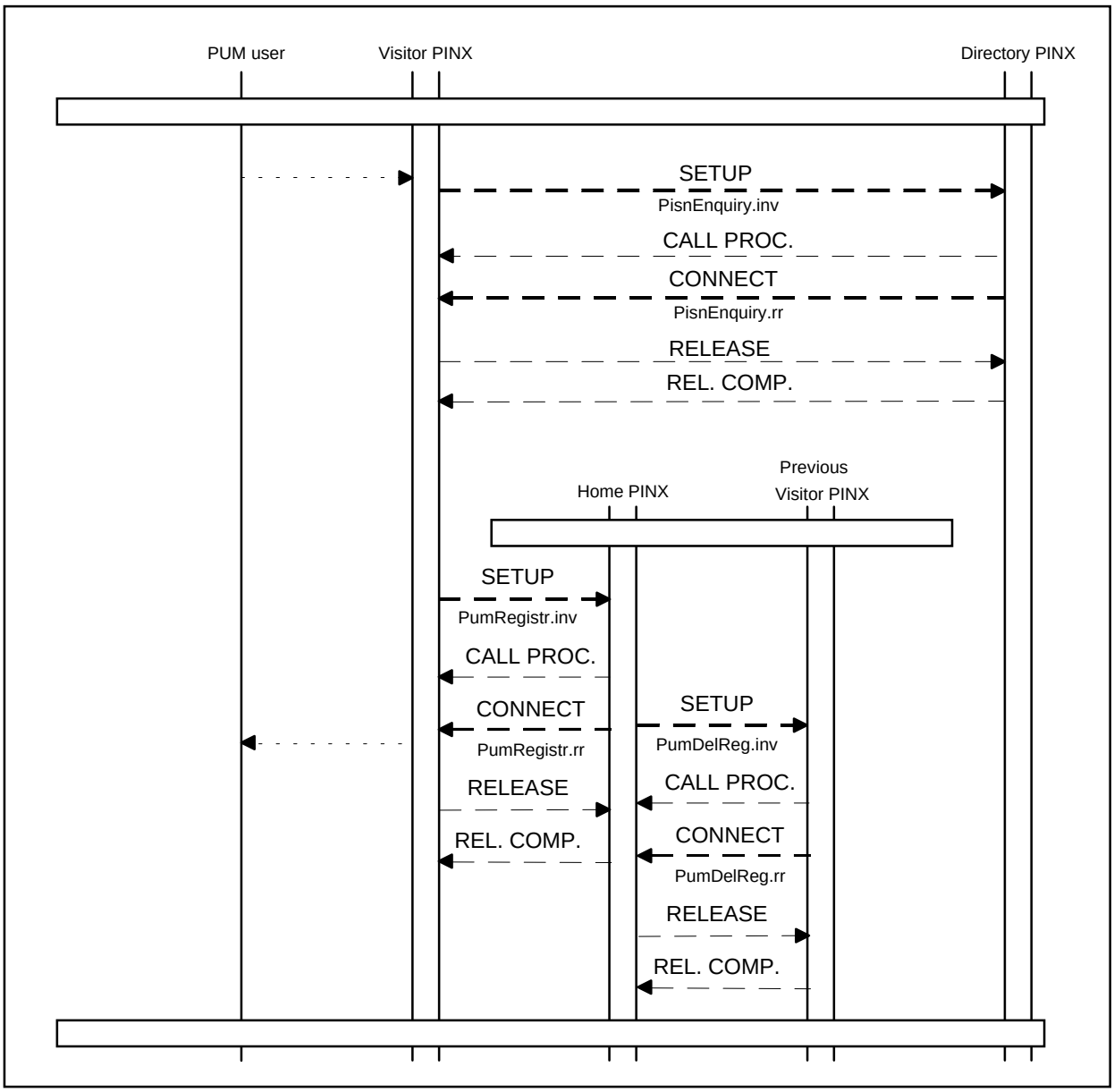

Figure B.2 - Example message flow for registration with enquiry to a Directory PINX

NOTE 25 - It depends on the contents of the original registration request from Visitor to Home PINX whether the previous OutCall registration(s) shall be deleted. A previous InCall registration will in any case be deleted. Therefore, more than one message with pumDelReg invoke APDUs to more than one Previous Visitor PINX might be required.

© ISO/IEC 2003 – All rights reserved
Copyright International Organization for Standardization
Provided by IHS under license with ISO
No reproduction or networking permitted without license from IHS
Not for Resale

B.1.3 Successful registration invoked by a Remote PINX

Figure B.3 shows an example message flow of successful registration in the case where registration is invoked by a Remote PINX.

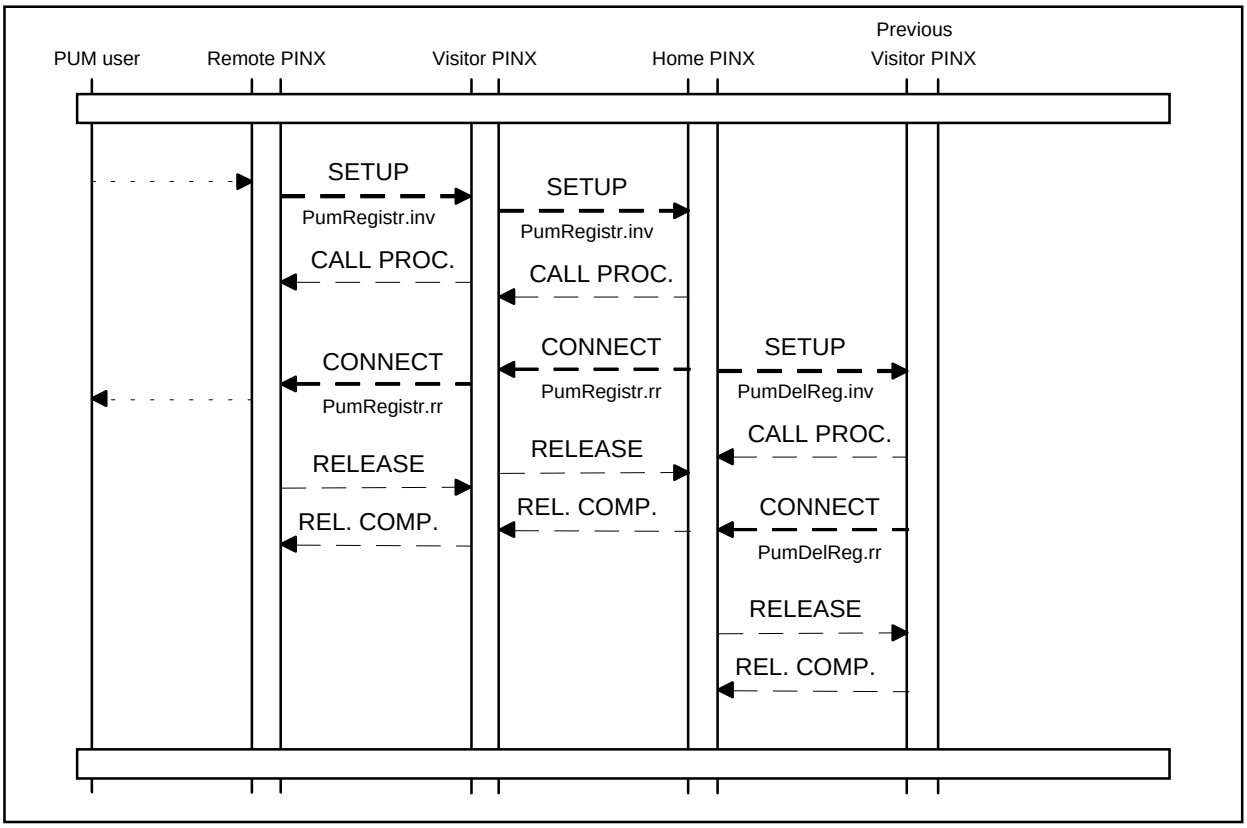

Figure B.3 - Example message flow for registration invoked by a Remote PINX

NOTE 26 - It depends on the contents of the original registration request whether the previous OutCall registration(s) shall be deleted. A previous InCall registration will in any case be deleted. Therefore, more than one message with pumDelReg invoke APDUs to more than one Previous Visitor PINX might be required.

© ISO/IEC 2003 – All rights reserved

Copyright International Organization for Standardization
Provided by IHS under license with ISO
No reproduction or networking permitted without license from IHS
Not for Resale

B.2 Successful de-registration

B.2.1 Successful local de-registration

Figure B.4 shows an example message flow of successful de-registration invoked by (a local PUM user at) the Visitor PINX.

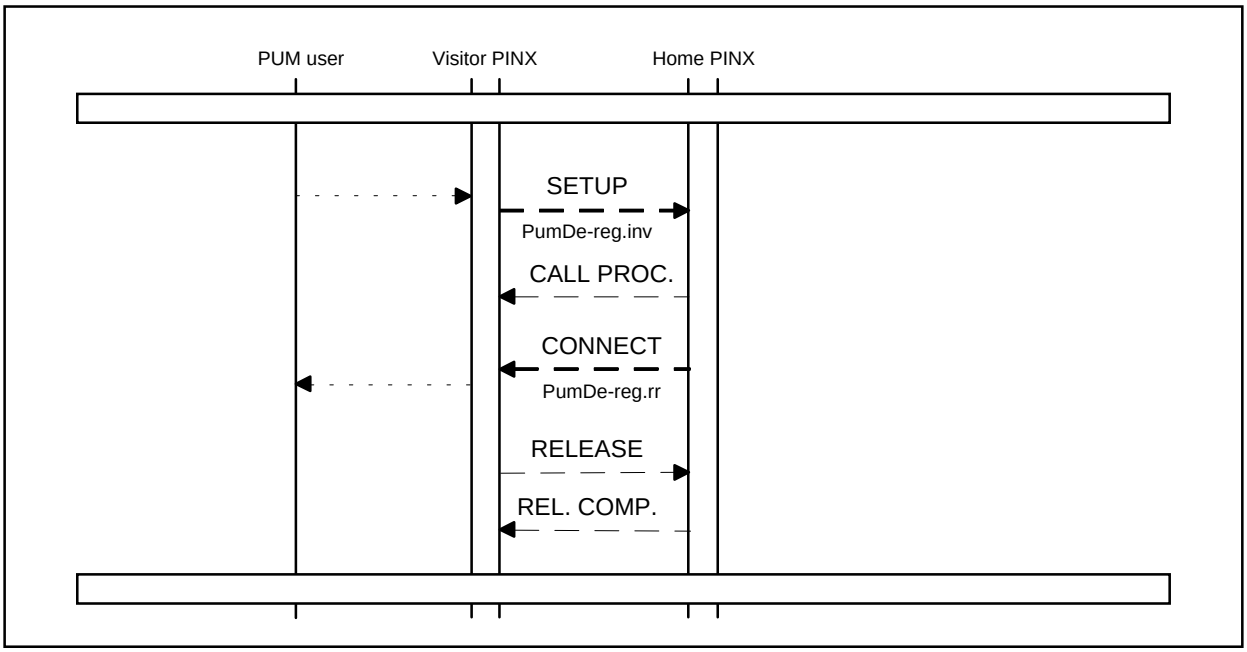

Figure B.4 - Example message flow for local de-registration

© ISO/IEC 2003 – All rights reserved
Copyright International Organization for Standardization
Provided by IHS under license with ISO
No reproduction or networking permitted without license from IHS
Not for Resale

B.2.2 Successful forced de-registration

Figure B.5 shows an example message flow of successful forced de-registration of a particular session requested by an authorized user at the Visitor PINX.

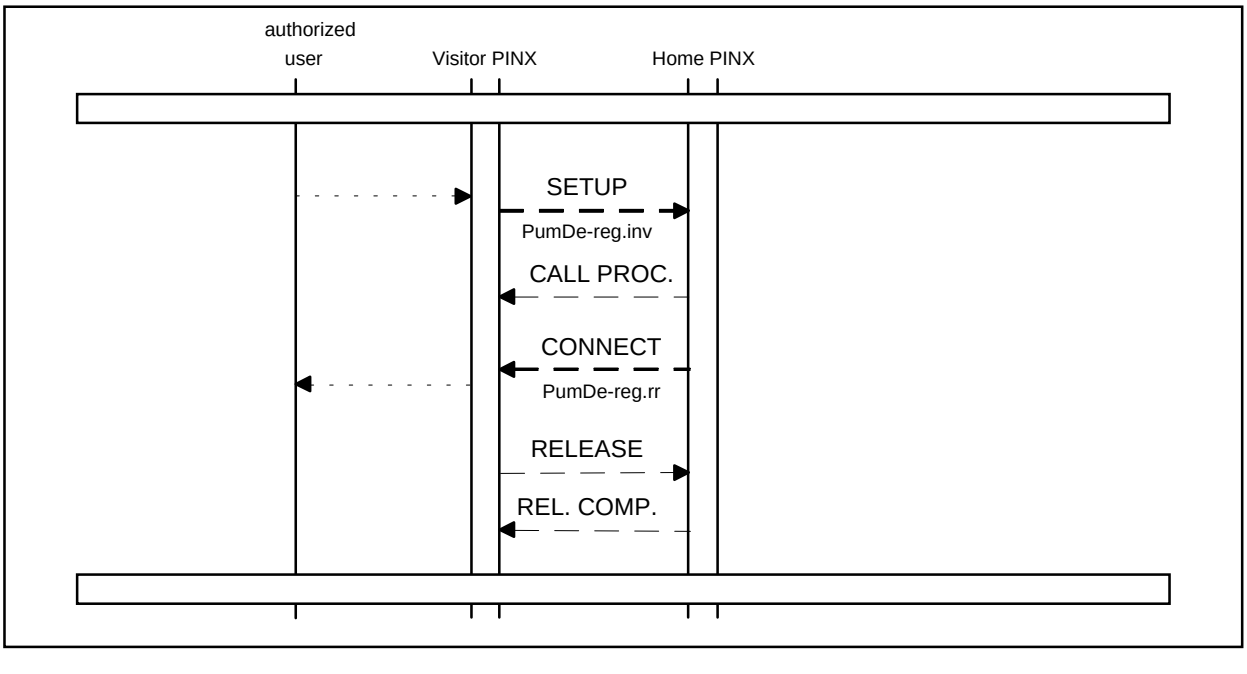

Figure B.5 - Example message flow for forced local de-registration

NOTE 27 - In case of forced de-registration of all PUM users at a specific hosting address, more than one pumDe-reg invoke APDU to the Home PINX might be required.

© ISO/IEC 2003 – All rights reserved

Copyright International Organization for Standardization
Provided by IHS under license with ISO
No reproduction or networking permitted without license from IHS
Not for Resale

B.2.3 Successful conditional de-registration

Figure B.6 shows an example message flow of successful conditional de-registration of a particular session.

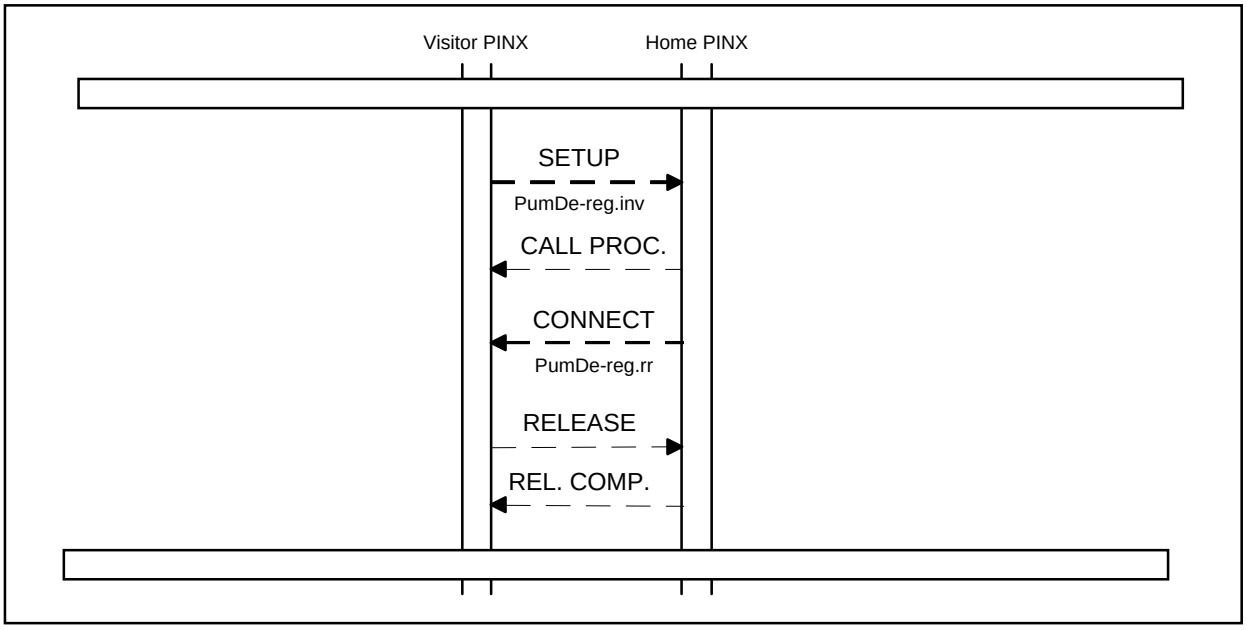

Figure B.6 - Example message flow for conditional de-registration

© ISO/IEC 2003 – All rights reserved
Copyright International Organization for Standardization
Provided by IHS under license with ISO
No reproduction or networking permitted without license from IHS
Not for Resale

B.2.4 Successful remote de-registration

Figure B.7 shows an example message flow of successful de-registration invoked by (a PUM user at) a Remote PINX. De-registration can be invoked for a single / multiple / all registration sessions of a PUM-user.

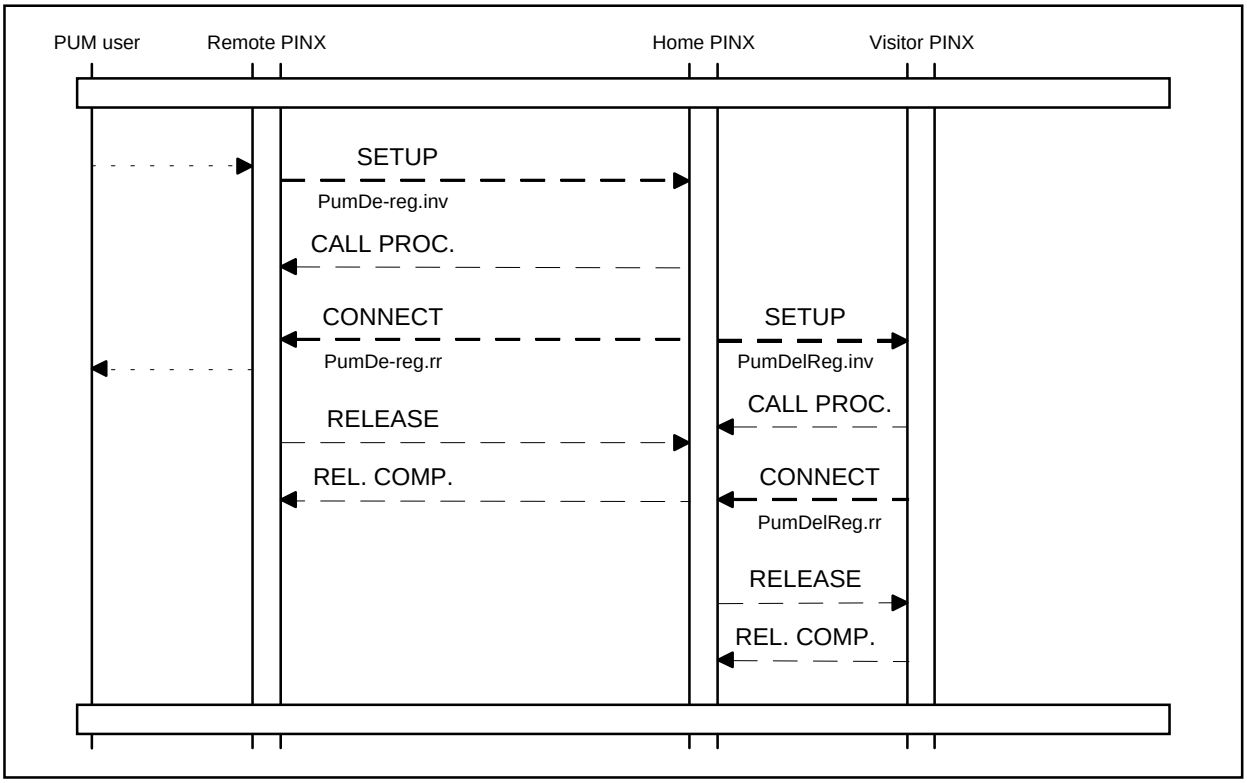

Figure B.7 - Example message flow for de-registration invoked by a Remote PINX

NOTE 28 - More than one message with pumDelReg invoke APDUs to more than one Visitor PINX might be required.
The Remote PINX can also be a Visitor PINX.
An enquiry procedure to a Directory PINX may be invoked (if necessary) prior to sending the pumDe-reg invoke APDU to the Home PINX.

© ISO/IEC 2003 – All rights reserved

Copyright International Organization for Standardization
Provided by IHS under license with ISO
No reproduction or networking permitted without license from IHS
Not for Resale

B.3 Successful interrogation

B.3.1 Successful local interrogation of registration sessions

Figure B.8 shows an example message flow of successful interrogation of registration sessions at the Visitor PINX invoked by a local PUM user.

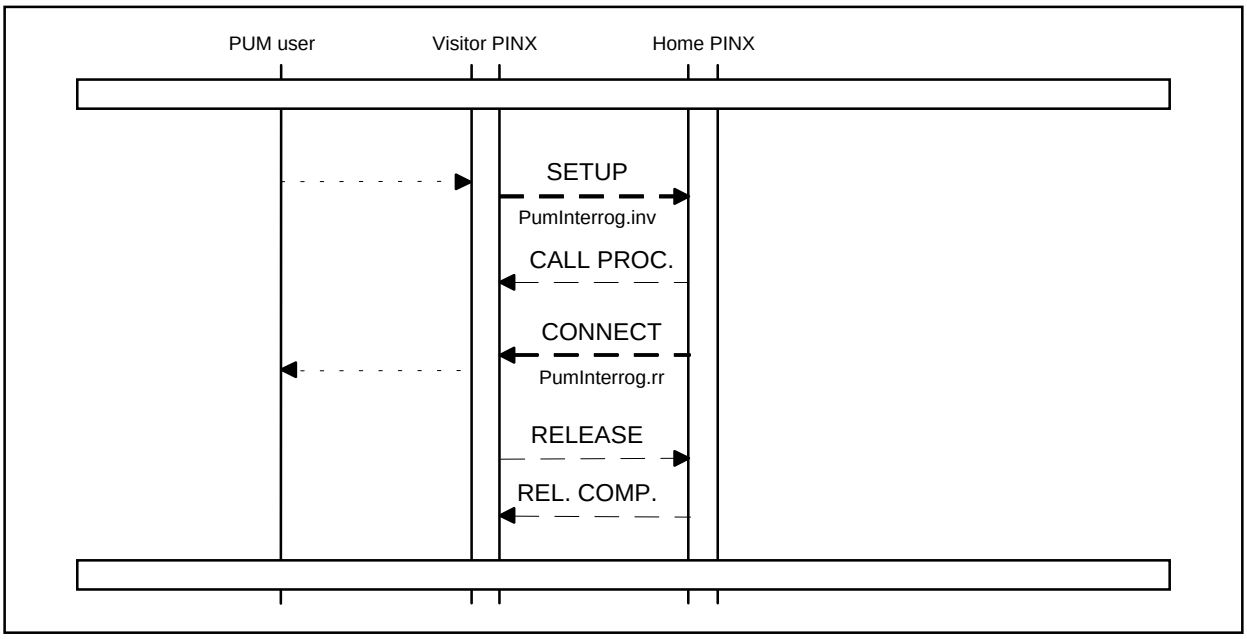

Figure B.8 - Example message flow for successful interrogation of registration sessions

© ISO/IEC 2003 – All rights reserved
Copyright International Organization for Standardization
Provided by IHS under license with ISO
No reproduction or networking permitted without license from IHS
Not for Resale

B.3.2 Successful local interrogation of registration sessions including session parameters

Figure B.9 shows an example message flow of successful interrogation of registration sessions including session parameters at the Visitor PINX invoked by a local PUM user.

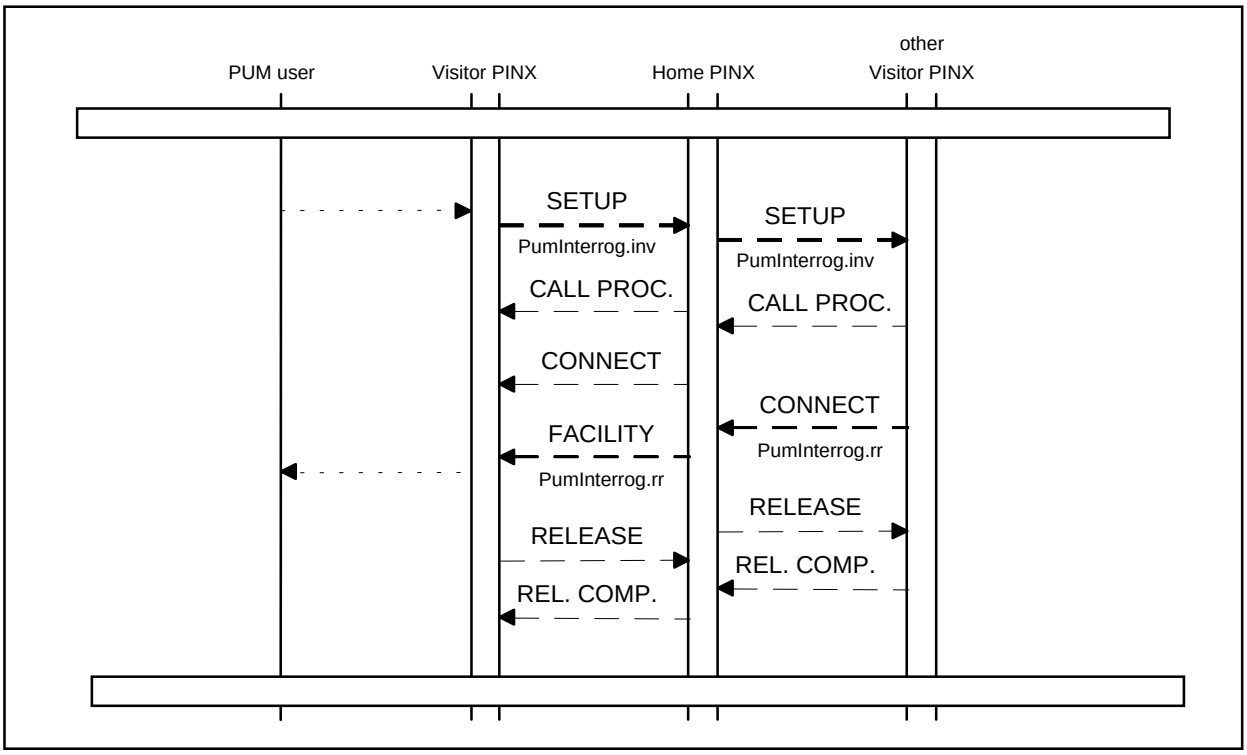

Figure B.9 - Example message flow for successful interrogation of registration sessions and session parameters

NOTE 29 - More than one message with pumInterrog invoke APDUs to more than one other Visitor PINX might be required.

© ISO/IEC 2003 – All rights reserved

Copyright International Organization for Standardization
Provided by IHS under license with ISO
No reproduction or networking permitted without license from IHS
Not for Resale

B.3.3 Successful remote interrogation of registration sessions

Figure B.10 shows an example message flow of successful interrogation of registration sessions at the Home PINX invoked by a remote PUM user.

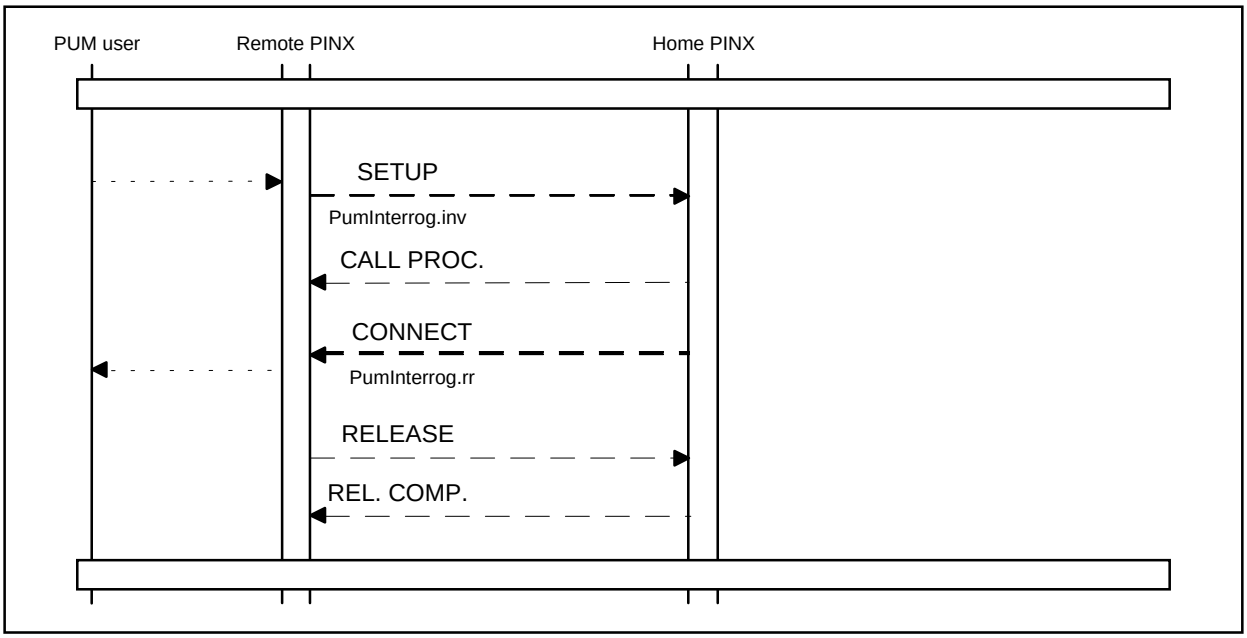

Figure B.10 - Example message flow for successful remote interrogation of registration sessions

NOTE 30 - An enquiry procedure to a Directory PINX may be invoked (if necessary) prior to sending the pumInterrog invoke APDU to the Home PINX.

© ISO/IEC 2003 – All rights reserved
Copyright International Organization for Standardization
Provided by IHS under license with ISO
No reproduction or networking permitted without license from IHS
Not for Resale

B.3.4 Successful remote interrogation of registration sessions and/or session parameters

Figure B.11 shows an example message flow of successful interrogation of registration sessions and/or session parameters at the Home PINX invoked by a remote PUM user.

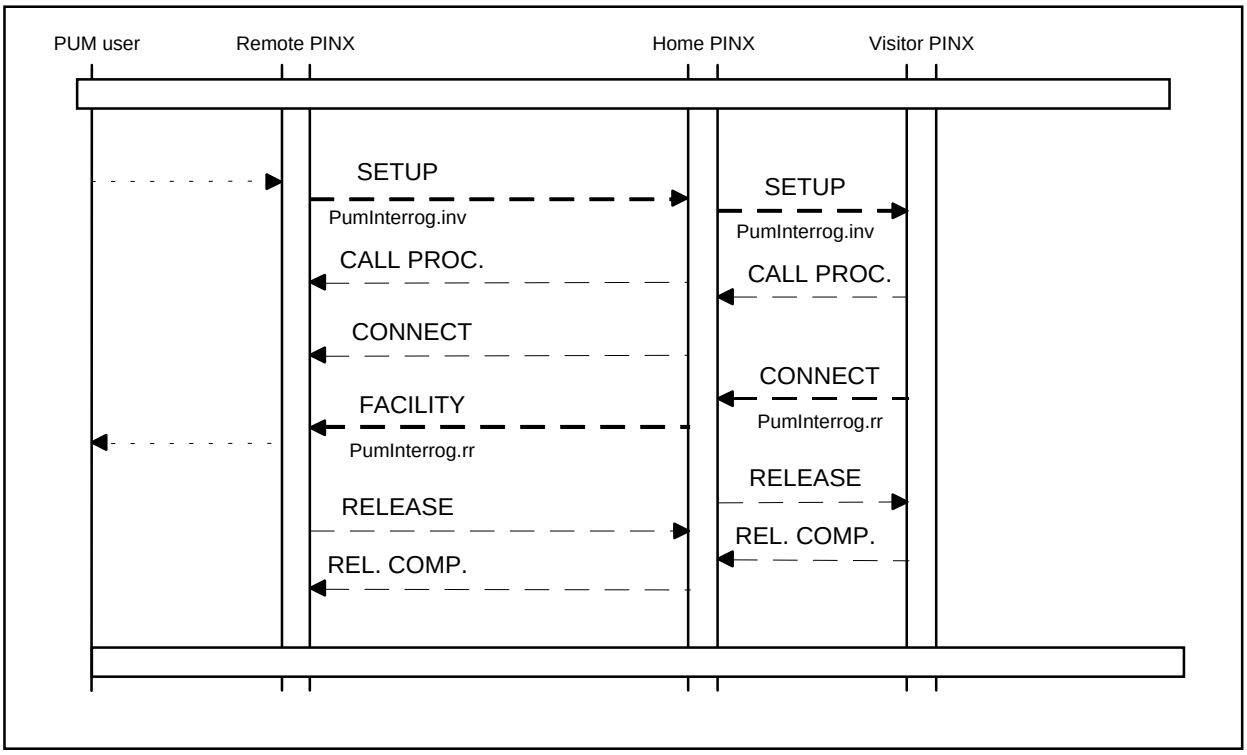

Figure B.11 - Example message flow for successful interrogation of registration sessions and/or session parameters

NOTE 31 - More than one message with pumInterrog invoke APDUs to more than one other Visitor PINX might be required.
The Remote PINX can also be a Visitor PINX.
An enquiry procedure to a Directory PINX may be invoked (if necessary) prior to sending the pumInterrog invoke APDU to the Home PINX.

© ISO/IEC 2003 – All rights reserved

Copyright International Organization for Standardization
Provided by IHS under license with ISO
No reproduction or networking permitted without license from IHS
Not for Resale

B.4 Interaction with SS-WTLR

Figure B.12 shows an example message flow of interactions of SS-PUMR with SS-WTLR.

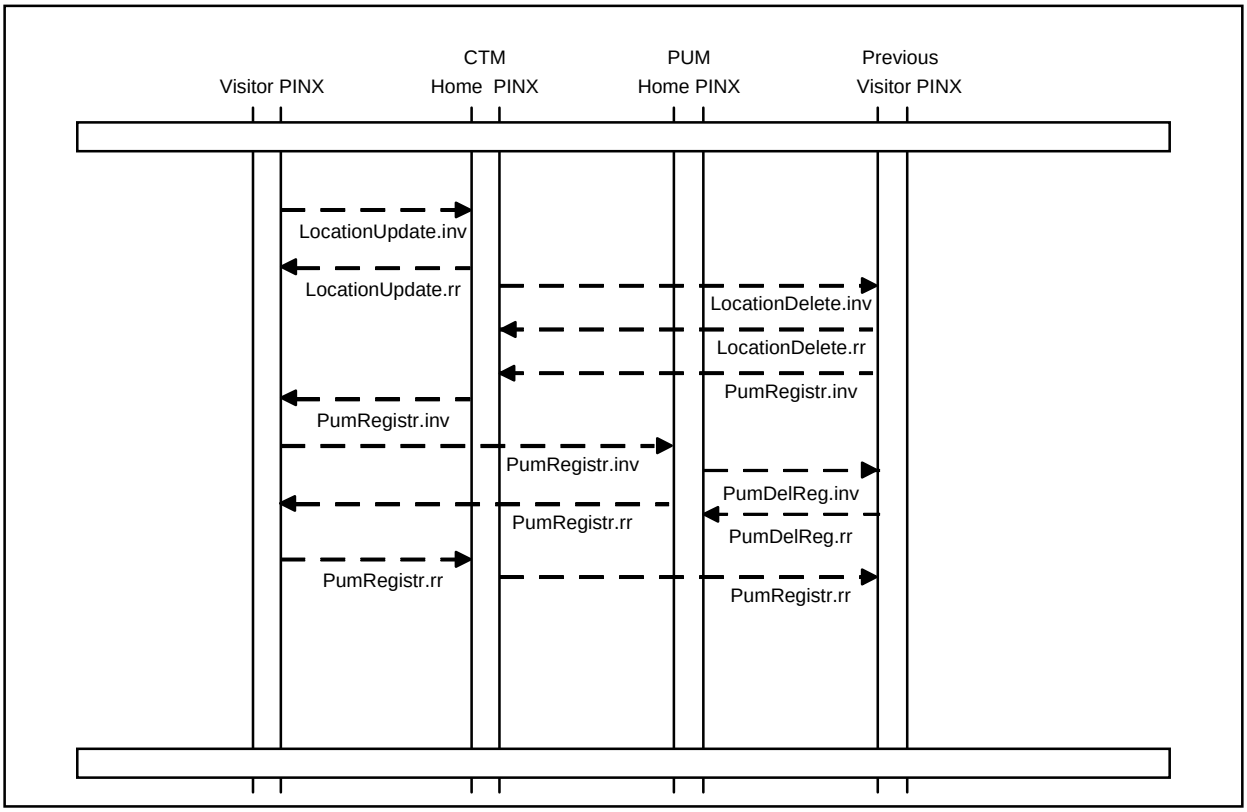

Figure B.12 - Example message flow for interactions with WTLR

NOTE 32 - The locationDelete return result APDU and the pumRegistr invoke ADPU from the previous Visitor PINX may be sent within one message.

© ISO/IEC 2003 – All rights reserved
Copyright International Organization for Standardization
Provided by IHS under license with ISO
No reproduction or networking permitted without license from IHS
Not for Resale

Annex C
(informative)

Specification and Description Language (SDL) representation of procedures

The diagrams in this annex use the Specification and Description Language defined in ITU-T Recommendation Z.100 (1999).

Each diagram represents the behaviour of a SS-PUMR Supplementary Service Control entity at a particular type of PINX. In accordance with the protocol model described in ISO/IEC 11582, the Supplementary Service Control entity uses, via the Coordination Function, the services of Generic Functional Procedures Control and Basic Call Control.

Where an output symbol represents a primitive to the Coordination Function, and that primitive results in a message being sent, the output symbol bears the name of the message and any remote operations APDU(s) or notification(s) contained in that message.

Where an input symbol represents a primitive from the Coordination Function, and that primitive is the result of a message being received, the input symbol bears the name of the message and any remote operations APDU(s) or notification(s) contained in that message.

The following abbreviations are used:

inv. invoke APDU

res. return result APDU

err. return error APDU

rej. reject APDU

C.1 SDL representation of SS-PUMR at the Visitor PINX

Figures C-1 show the behaviour of a SS-PUMR Supplementary Service Control entity within the Visitor PINX.

The source of each input signal is identified in a comment attached to the input symbol and the destination of each output signal is identified in an SDL "TO" statement within the output symbol.

--`,,`-`-`,,`,,`,`,,`---

© ISO/IEC 2003 – All rights reserved

Copyright International Organization for Standardization
Provided by IHS under license with ISO
No reproduction or networking permitted without license from IHS
Not for Resale

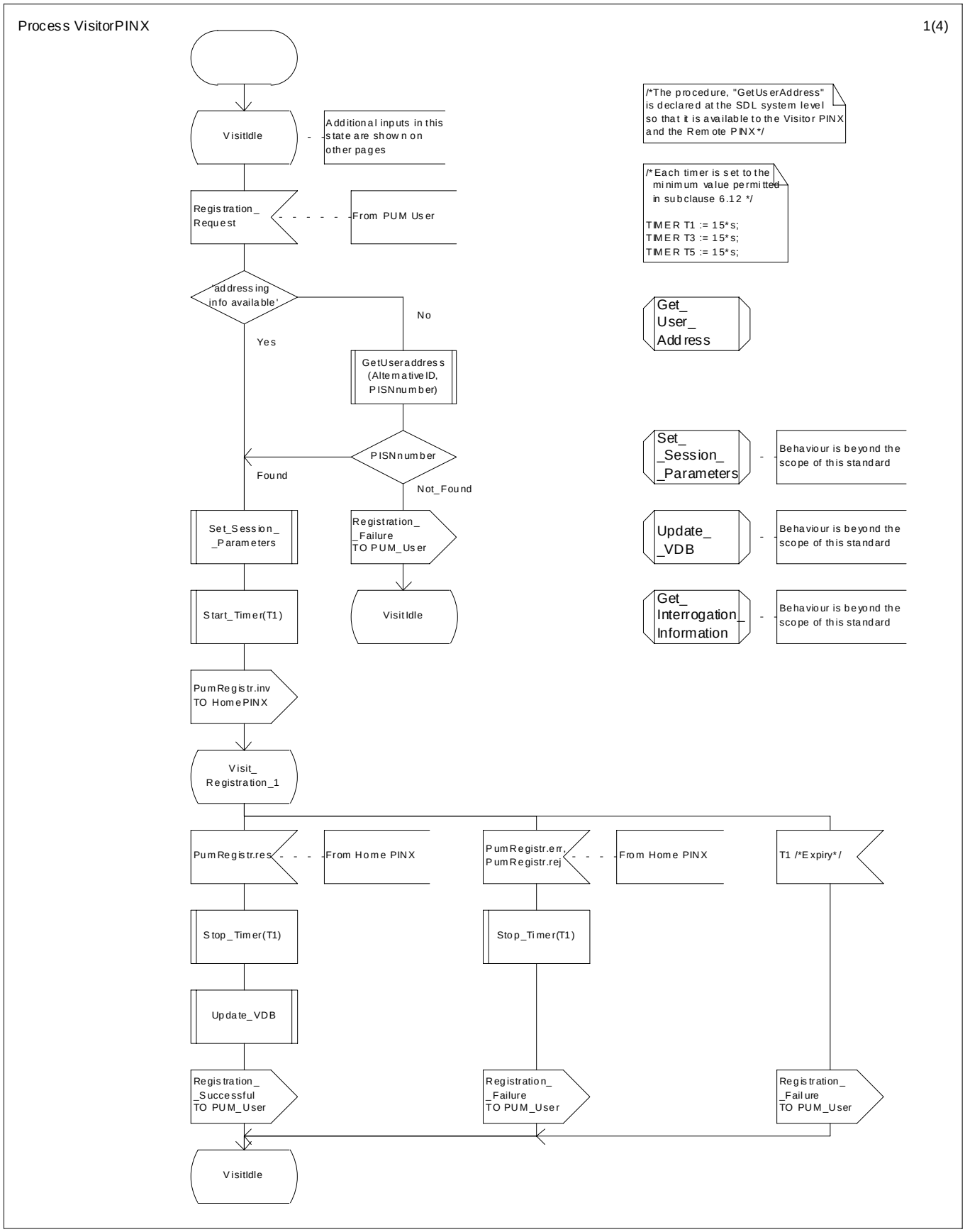

Figure C-1.1a - SDL Representation of SS-PUM Registration at the Visitor PINX

© ISO/IEC 2003 – All rights reserved
Copyright International Organization for Standardization
Provided by IHS under license with ISO
No reproduction or networking permitted without license from IHS
Not for Resale

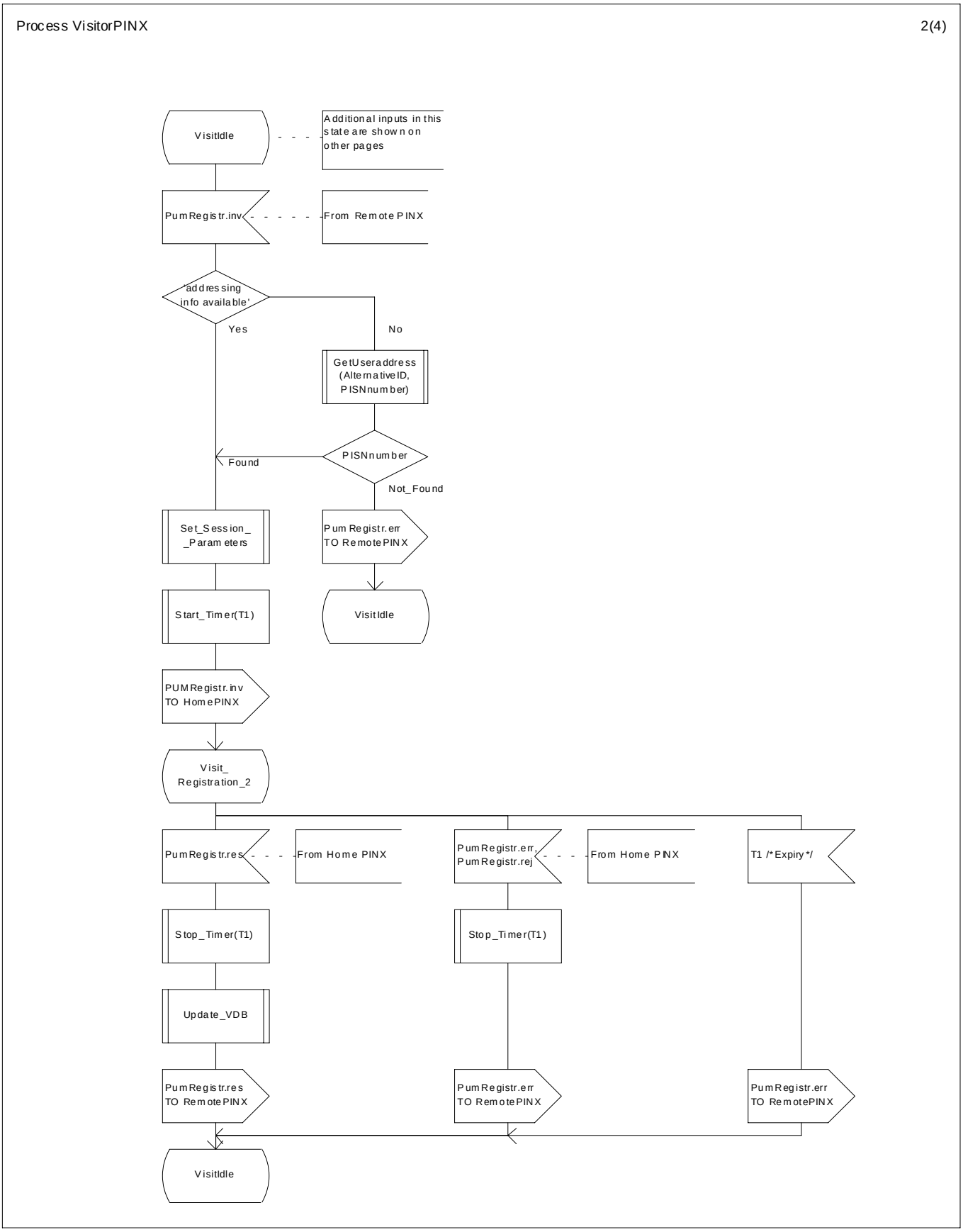

Figure C-1.1b - SDL Representation of SS-PUM Registration at the Visitor PINX (cont.)

--`,,`-`-`,,`,,`,`,,`---
© ISO/IEC 2003 – All rights reserved

Copyright International Organization for Standardization
Provided by IHS under license with ISO
No reproduction or networking permitted without license from IHS
Not for Resale

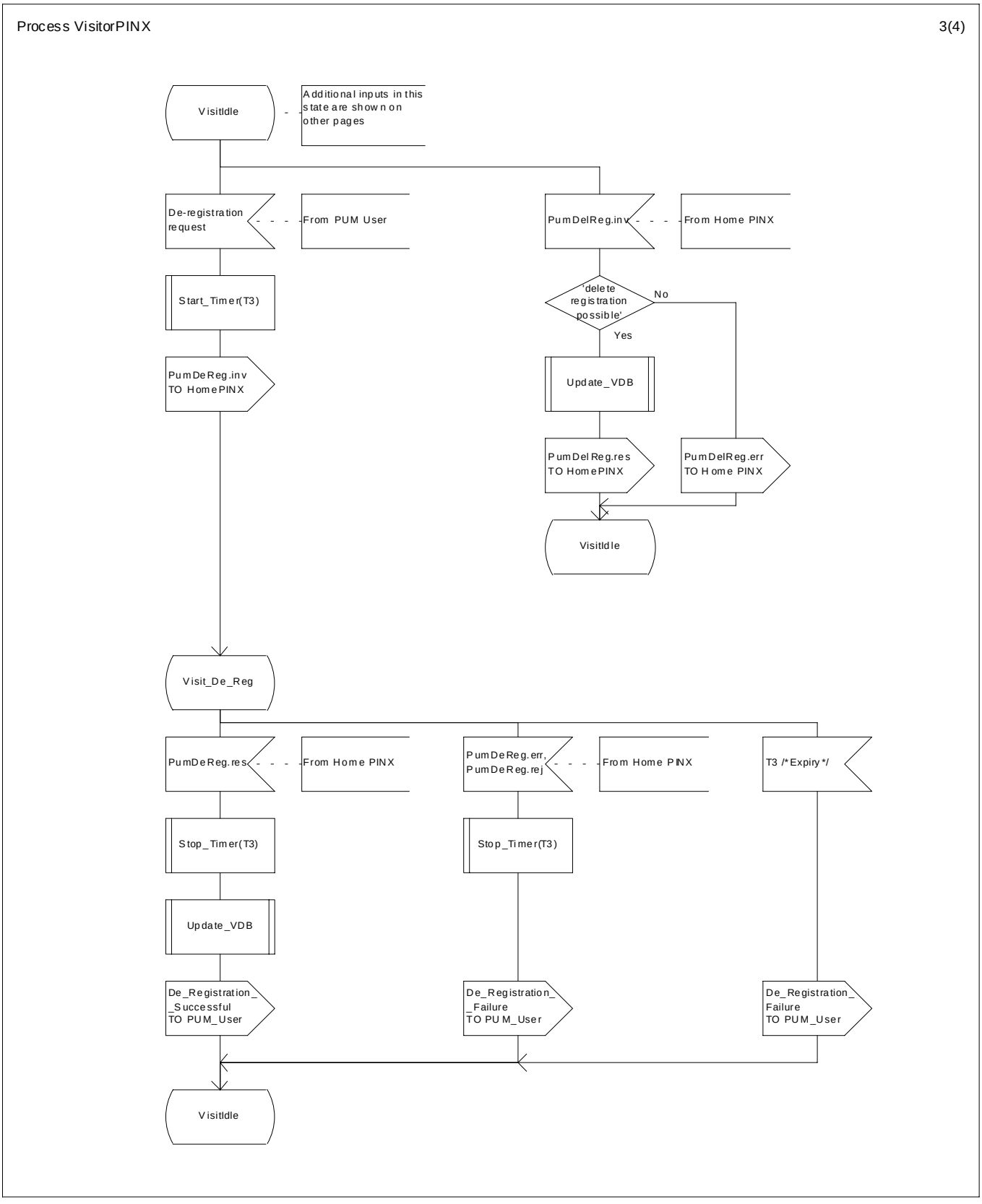

Figure C-1.2 - SDL Representation of SS-PUM De-registration at the Visitor PINX

© ISO/IEC 2003 – All rights reserved
Copyright International Organization for Standardization
Provided by IHS under license with ISO
No reproduction or networking permitted without license from IHS
Not for Resale

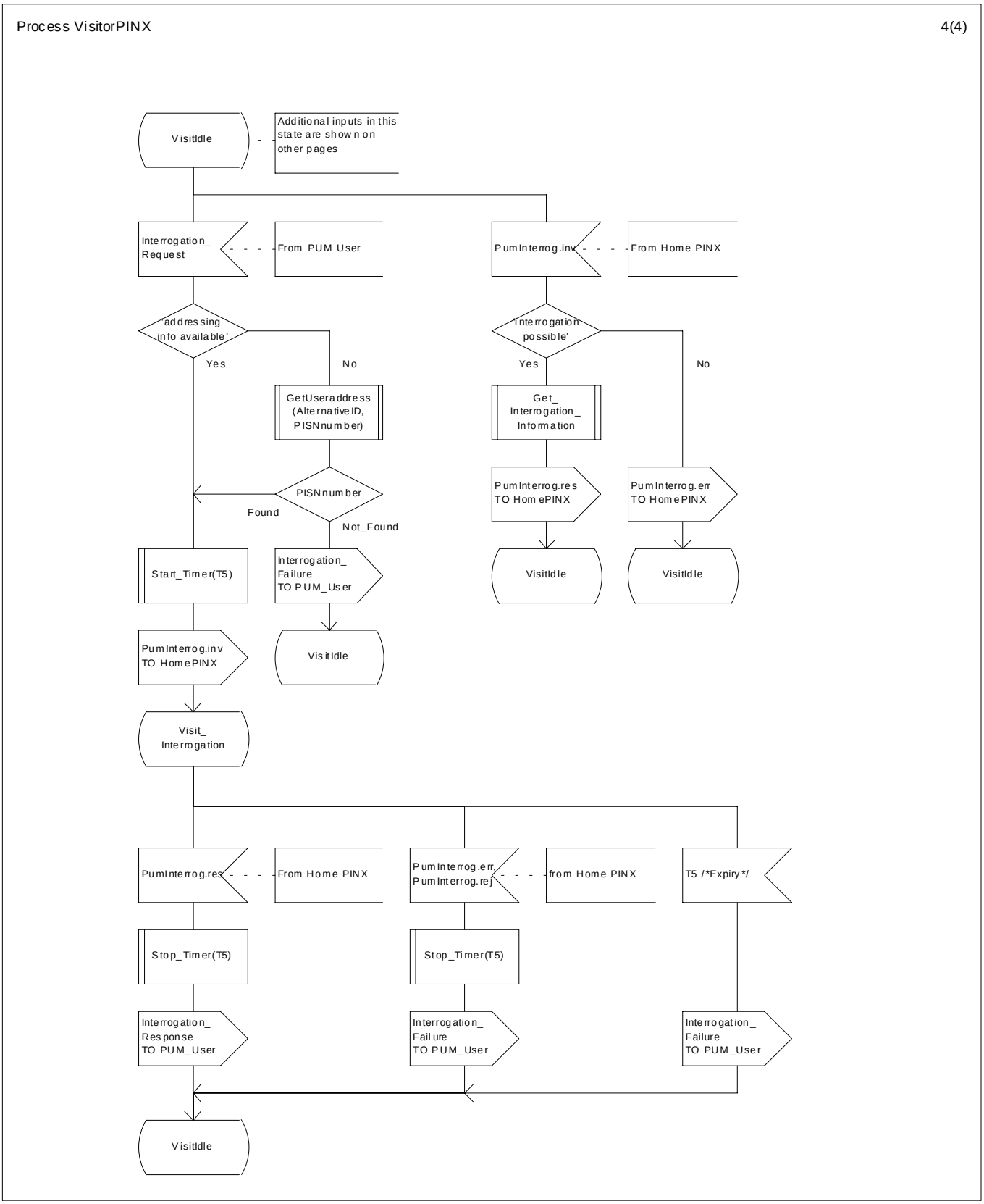

Figure C-1.3 - SDL Representation of SS-PUM Interrogation at the Visitor PINX

--`,,`-`-`,,`,,`,`,,`---

© ISO/IEC 2003 – All rights reserved

Copyright International Organization for Standardization
Provided by IHS under license with ISO
No reproduction or networking permitted without license from IHS
Not for Resale

Figure C-1.4 shows the behaviour of a SS-PUMR Supplementary Service Control entity within a Visitor PINX for the determination of the PUM user's PISN address from an alternative identifier.

The source of each input signal is identified in a comment attached to the input symbol and the destination of each output signal is identified in an SDL "TO" statement within the output symbol.

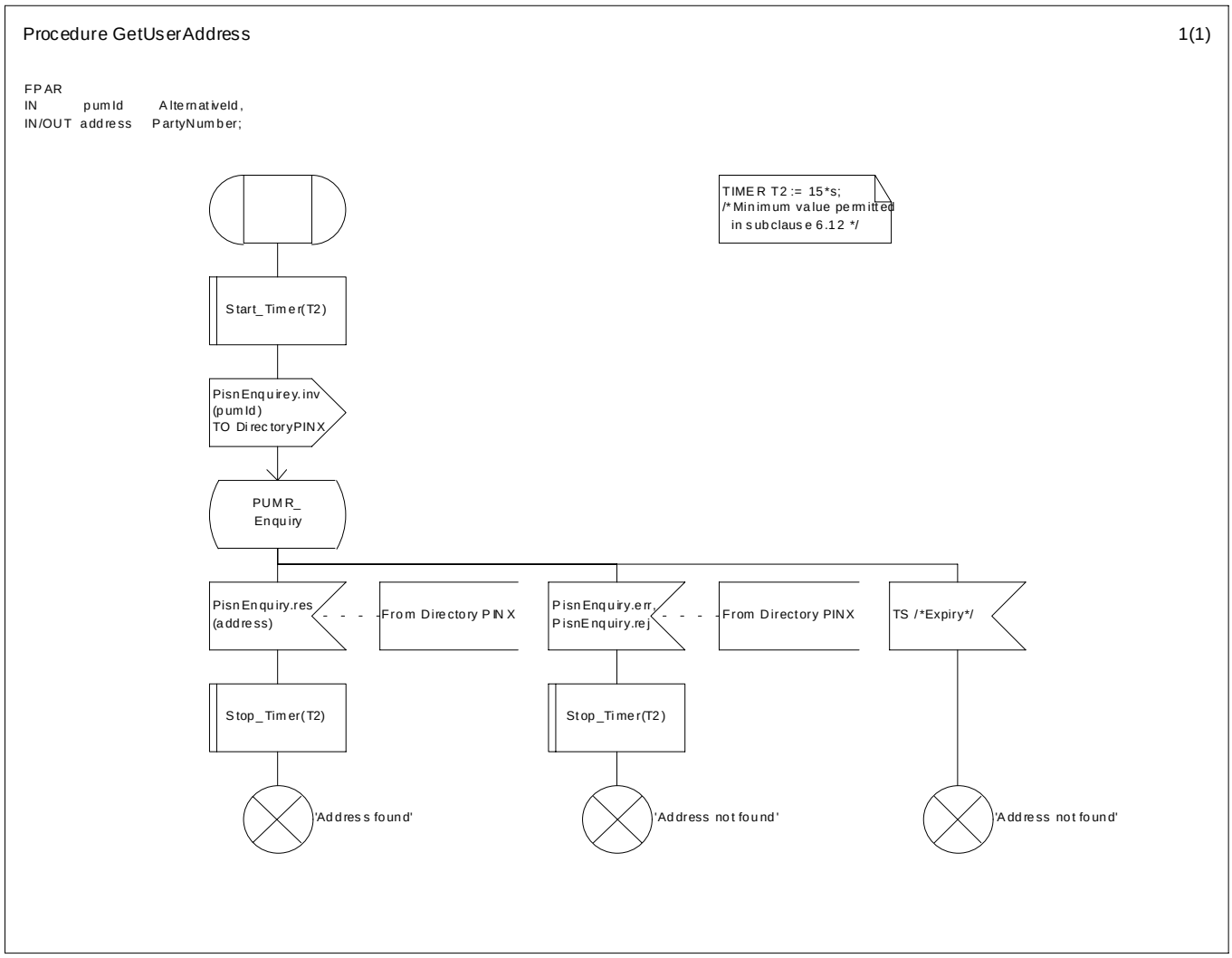

Figure C-1.4 - SDL Representation of conversion of alternative identifier to PISN number (also used by the Remote PINX)

--`,,,`-`-`,,`,,`,`,,`---
© ISO/IEC 2003 – All rights reserved
Copyright International Organization for Standardization
Provided by IHS under license with ISO
No reproduction or networking permitted without license from IHS
Not for Resale

C.2 SDL representation of SS-PUMR at the Home PINX

Figures C-2 show the behaviour of a SS-PUMR Supplementary Service Control entity within the Home PINX.

The source of each input signal is identified in a comment attached to the input symbol and the destination of each output signal is identified in an SDL "TO" statement within the output symbol.

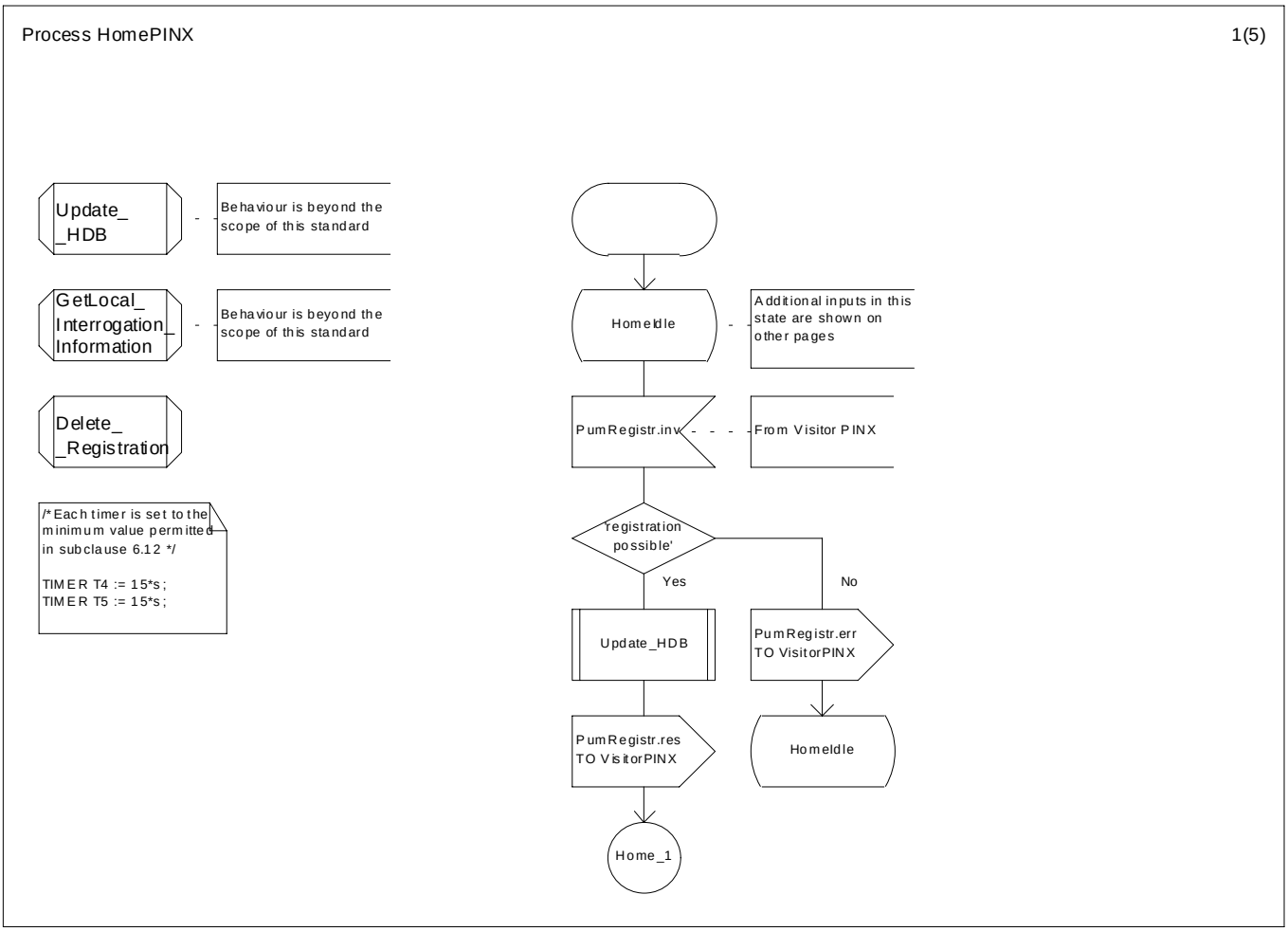

Figure C-2.1a - SDL Representation of SS-PUM Registration at the Home PINX

© ISO/IEC 2003 – All rights reserved

Copyright International Organization for Standardization
Provided by IHS under license with ISO
No reproduction or networking permitted without license from IHS
Not for Resale

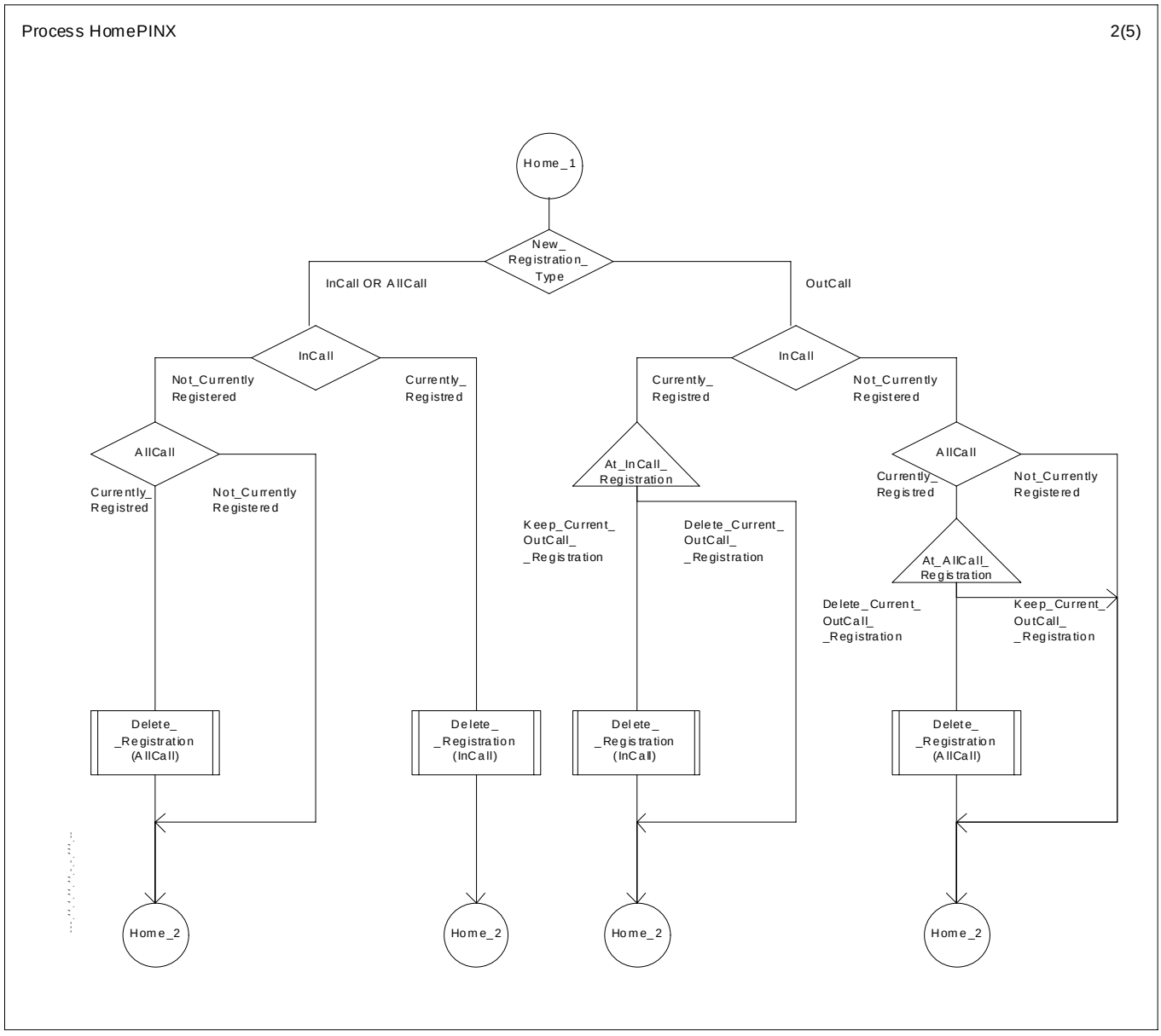

Figure C-2.1b - SDL Representation of SS-PUM Registration at the Home PINX (cont.)

© ISO/IEC 2003 – All rights reserved
Copyright International Organization for Standardization
Provided by IHS under license with ISO
No reproduction or networking permitted without license from IHS
Not for Resale

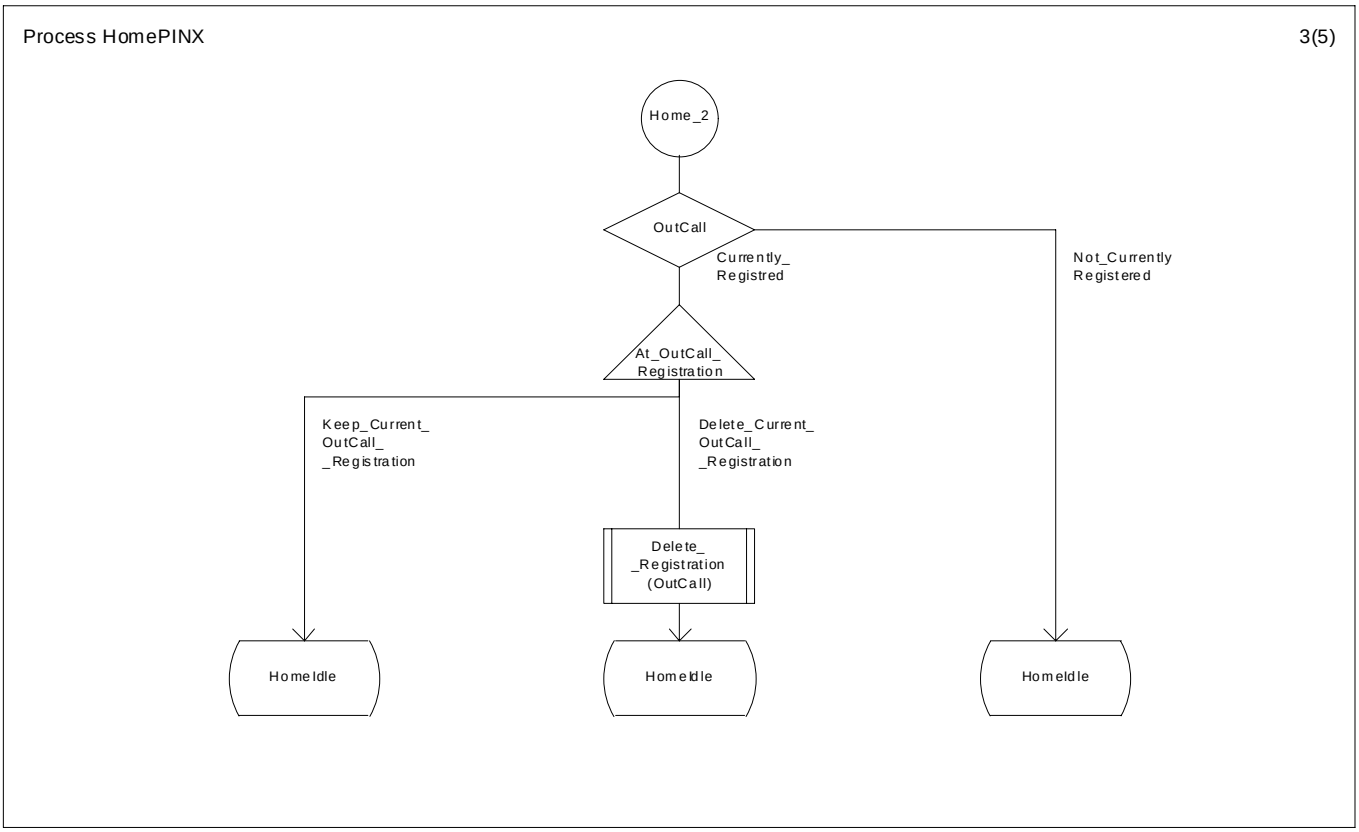

Figure C-2.1c - SDL Representation of SS-PUM Registration at the Home PINX (cont.)

© ISO/IEC 2003 – All rights reserved

Copyright International Organization for Standardization
Provided by IHS under license with ISO
No reproduction or networking permitted without license from IHS
Not for Resale

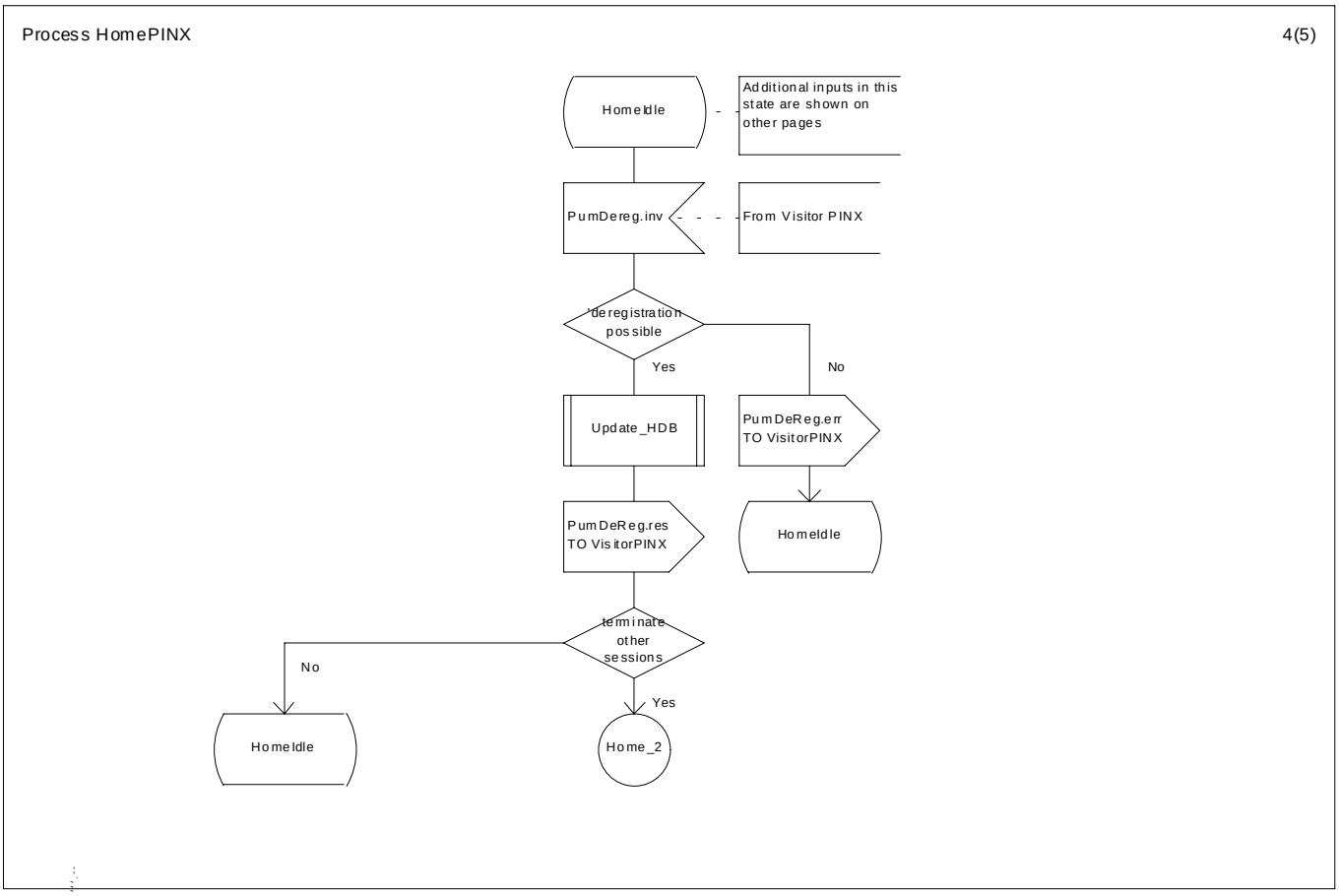

Figure C-2.2 - SDL Representation of SS-PUM De-registration at the Home PINX

© ISO/IEC 2003 – All rights reserved
Copyright International Organization for Standardization
Provided by IHS under license with ISO
No reproduction or networking permitted without license from IHS
Not for Resale

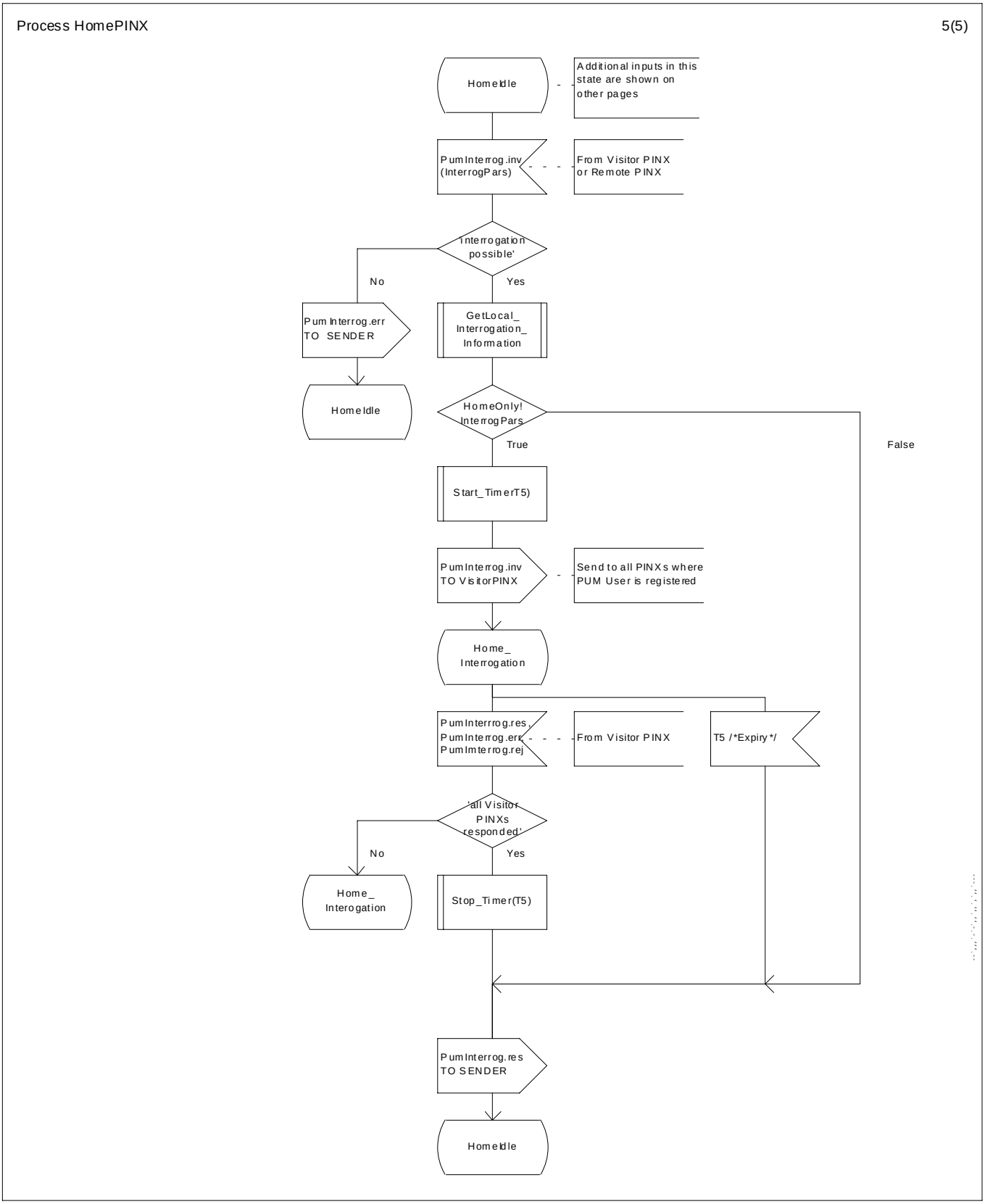

Figure C-2.3 - SDL Representation of SS-PUM Interrogation at the Home PINX

© ISO/IEC 2003 – All rights reserved

Copyright International Organization for Standardization
Provided by IHS under license with ISO
No reproduction or networking permitted without license from IHS
Not for Resale

Figure C-2.4 shows the behaviour of a SS-PUMR Supplementary Service Control entity within the Home PINX for deleting a PUM user's registrations at previous Visitor PINXs.

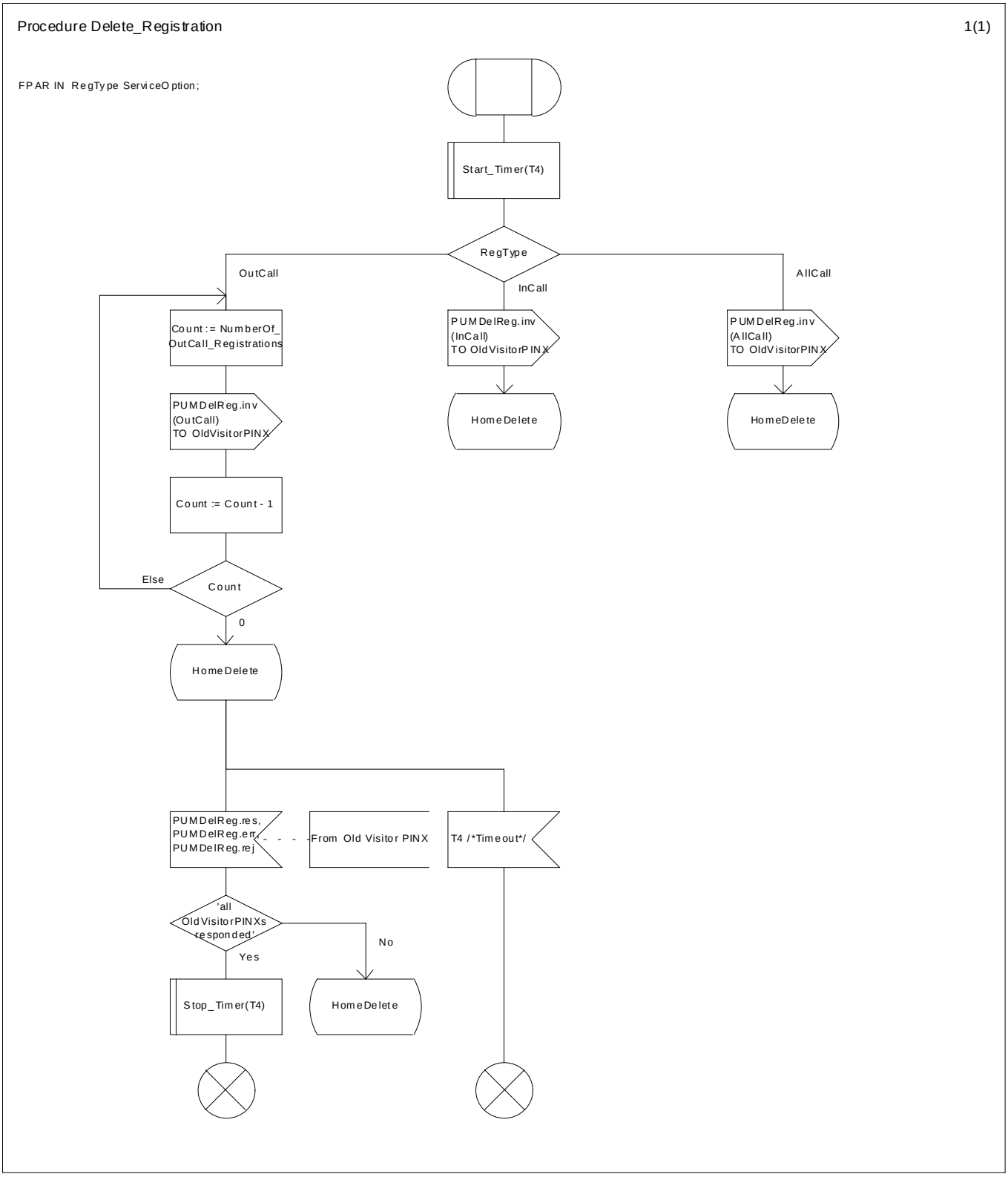

Figure C-2.4 - SDL Representation of SS-PUM registration deletion by the Home PINX

© ISO/IEC 2003 – All rights reserved
Copyright International Organization for Standardization
Provided by IHS under license with ISO
No reproduction or networking permitted without license from IHS
Not for Resale

C.3 SDL representation of SS-PUMR at the previous Visitor PINX

Figure C-3 shows the behaviour of a SS-PUMR Supplementary Service Control entity within the previous Visitor PINX.

The source of each input signal is identified in a comment attached to the input symbol and the destination of each output signal is identified in an SDL "TO" statement within the output symbol.

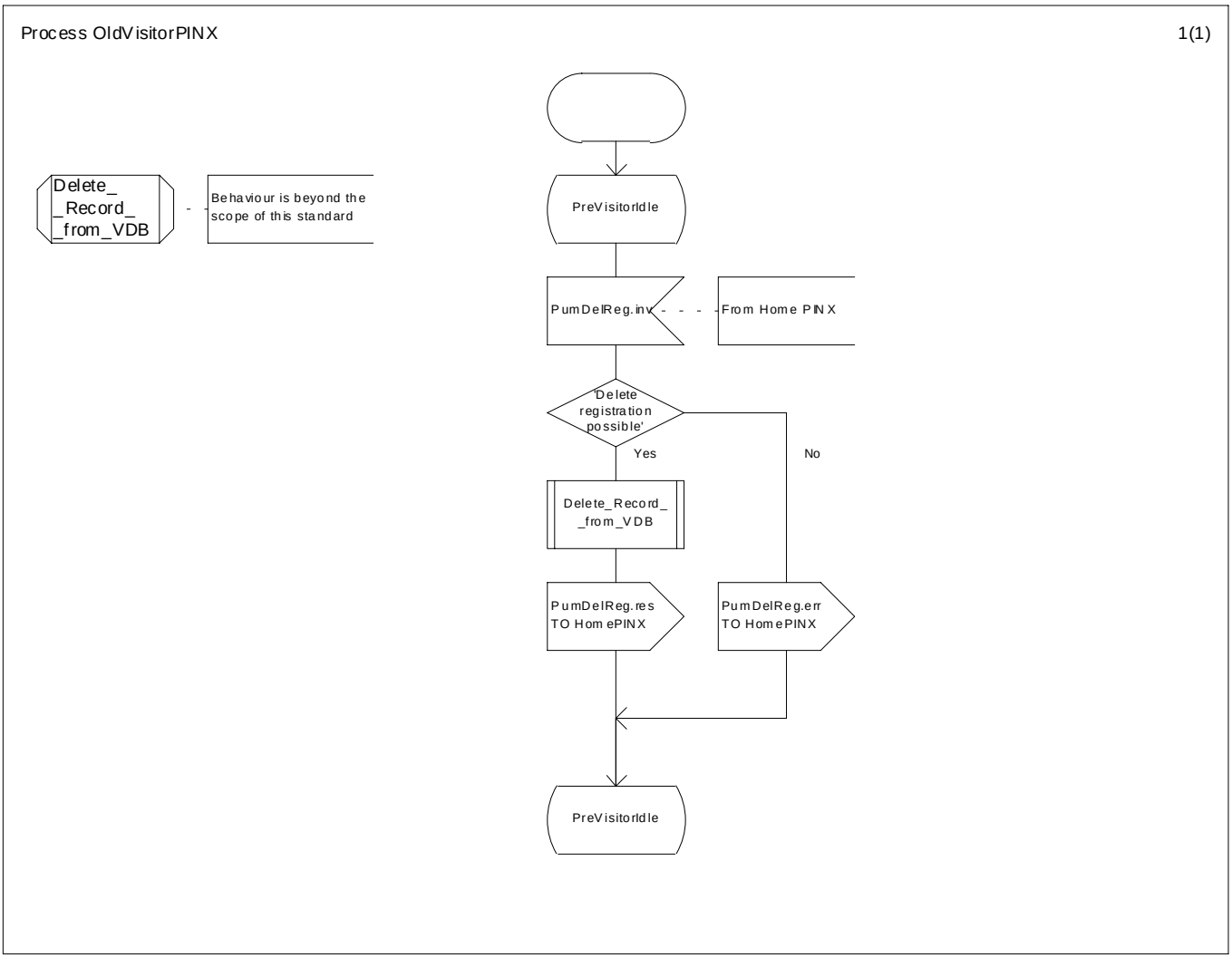

Figure C-3 - SDL Representation of SS-PUMR at the previous Visitor PINX

--`,,,`-`-`,,`,,`,`,,`---
© ISO/IEC 2003 – All rights reserved
Copyright International Organization for Standardization
Provided by IHS under license with ISO
No reproduction or networking permitted without license from IHS
Not for Resale

C.4 SDL representation of the PISN Enquiry procedure

Figure C-4 shows the behaviour of a SS-PUMR Supplementary Service Control entity within the Directory PINX.

The source of each input signal is identified in a comment attached to the input symbol and the destination of each output signal is identified in an SDL "TO" statement within the output symbol.

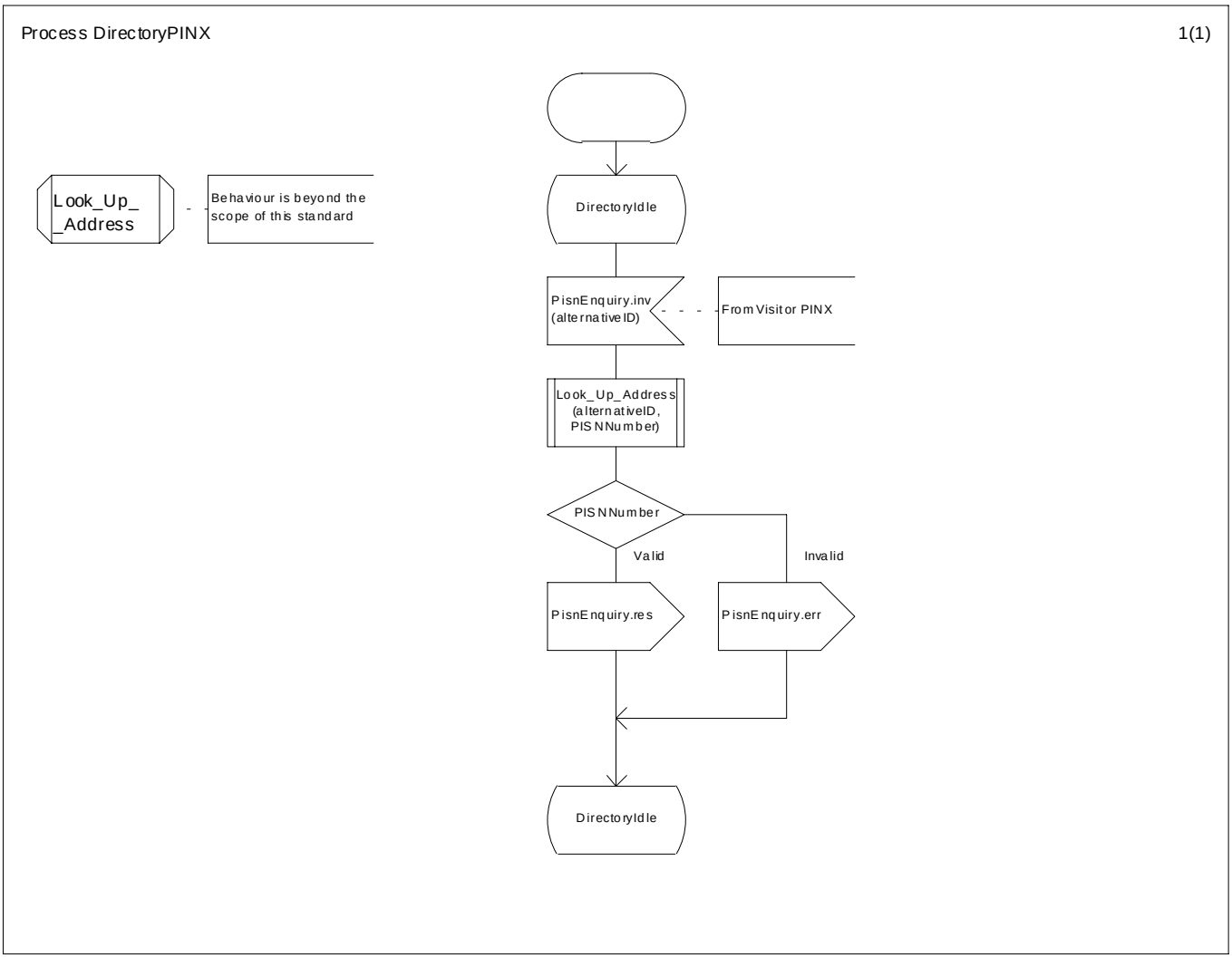

Figure C-4 - SDL Representation of PISN Enquiry at the Directory PINX

--`,,,`-`-`,,`,,`,`,,`---
© ISO/IEC 2003 – All rights reserved
Copyright International Organization for Standardization
Provided by IHS under license with ISO
No reproduction or networking permitted without license from IHS
Not for Resale

C.5 SDL representation of SS-PUMR at the Remote PINX

Figures C-5 show the behaviour of a SS-PUMR Supplementary Service Control entity within the Remote PINX.

The source of each input signal is identified in a comment attached to the input symbol and the destination of each output signal is identified in an SDL "TO" statement within the output symbol.

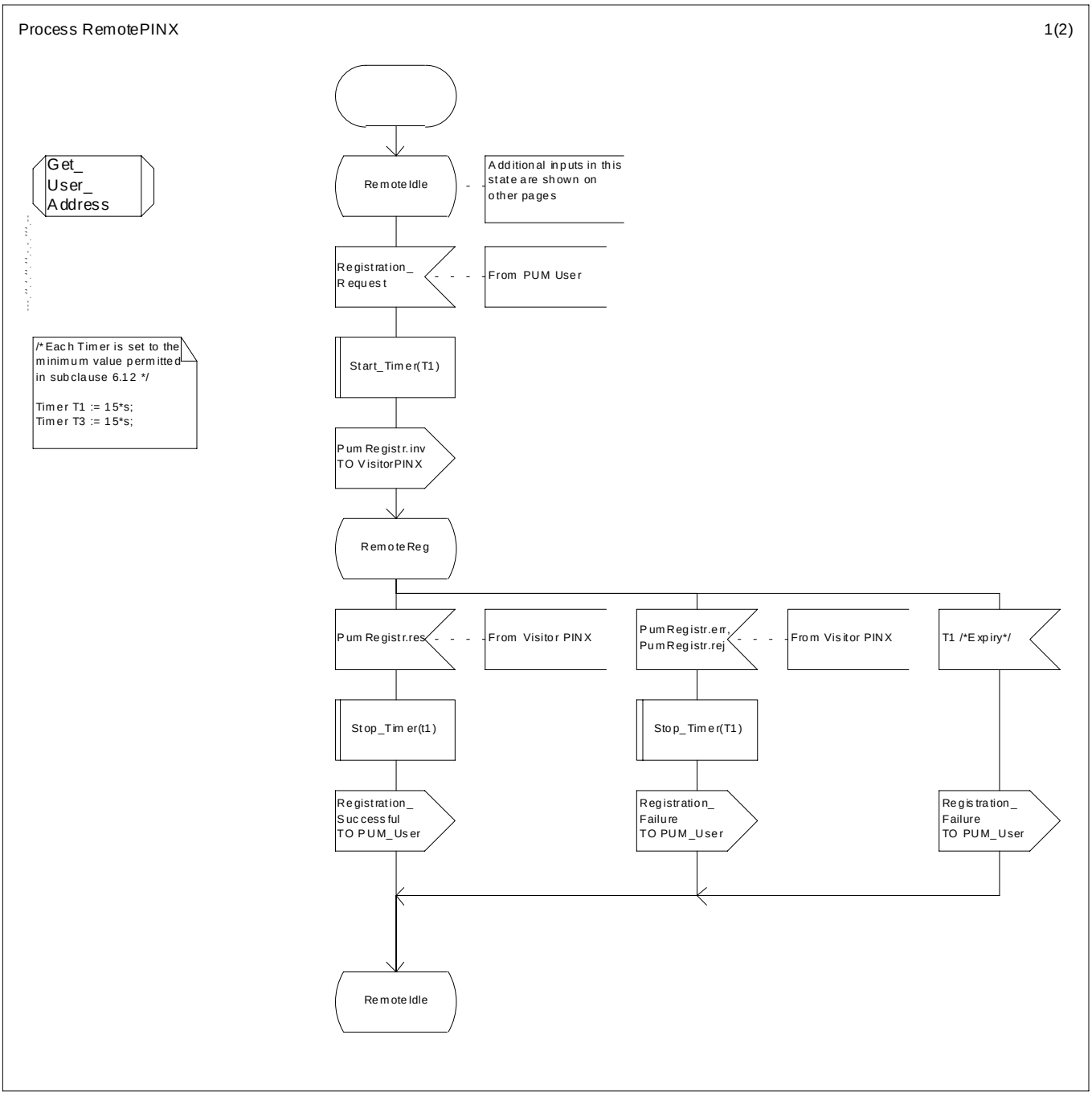

Figure C-5.1 - SDL Representation of SS-PUM Registration at the Remote PINX

© ISO/IEC 2003 – All rights reserved

Copyright International Organization for Standardization
Provided by IHS under license with ISO
No reproduction or networking permitted without license from IHS
Not for Resale

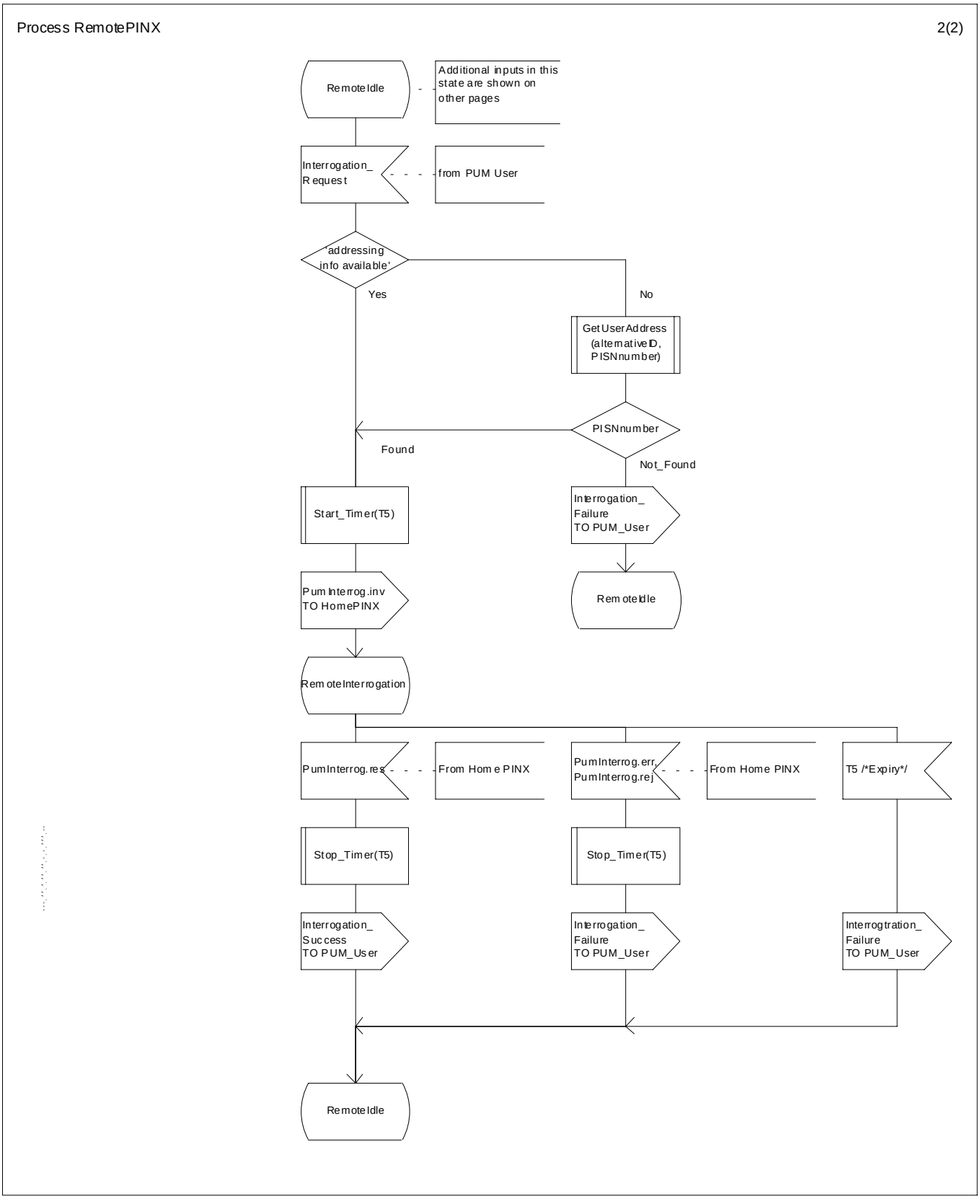

Figure C-5.2 - SDL Representation of SS-PUM Interrogation at the Remote PINX

© ISO/IEC 2003 – All rights reserved
Copyright International Organization for Standardization
Provided by IHS under license with ISO
No reproduction or networking permitted without license from IHS
Not for Resale

Annex D
(informative)

Imported ASN.1 Definitions

The content of this annex has been deleted to remove duplicate ASN.1 definitions defined elsewhere.

© ISO/IEC 2003 – All rights reserved
Copyright International Organization for Standardization
Provided by IHS under license with ISO
No reproduction or networking permitted without license from IHS
Not for Resale

Annex E
(normative)

ASN.1 definitions according to ITU-T Recs. X.208 / X.209

This annex lists all ASN.1 modules as they were defined in the first edition of ISO/IEC 17876, i.e. based on ITU-T Recommendations X.208 / X.209. Starting with this edition the ASN.1 modules within ISO/IEC 17876 comply with ITU-T Recommendations X.680 / X.690. Please note that regardless of which version of these modules is used as a base of a QSIG implementation, the line encoding remains unchanged. Changes in future editions to modules based on X.680 / X.690 ASN.1 are not reflected in the modules in this annex.

Table E.1 - PUM-Registration-Operations – based on ITU-T Recs. X.208 / X.209

```
PUM-Registration-Operations
                    { iso (1) standard (0) pss1-pum-registration (17876) pum-registration-operations (0) }

DEFINITIONS EXPLICIT TAGS ::=

BEGIN
IMPORTS             OPERATION, ERROR FROM Remote-Operation-Notation
                        { joint-iso-ccitt (2) remote-operations (4) notation (0) }
                    Extension FROM Manufacturer-specific-extension-definition
                        { iso (1) standard (0) pss1-generic-procedures (11582) msi-definition (0) }
                    notAvailable, invalidServedUserNumber, supplementaryServiceInteractionNotAllowed
                        FROM General-Error-List
                        { ccitt recommendation q 950 general-error-list (1) }
                        -- Note: The definition of these errors is reproduced in annex D
                    PartyNumber FROM Addressing-Data-Elements
                        { iso (1) standard (0) pss1-generic-procedures (11582)
                          addressing-data-elements (9) }
                        -- Note: The definition of PartyNumber is reproduced in annex D
                    BasicService FROM Basic-Service-Elements
                        { iso (1) standard (0) pss1-call-diversion (13873) call-diversion-operations (0) }
                        -- Note: The definition of BasicService is reproduced in annex D
                    pisnEnquiry FROM WTM-Location-Registration-Operations
                        { iso (1) standard (0) pss1-location-registration (15429) wtlr-operations (0) };
                        -- Note: The definition of pisnEnquiry is reproduced in annex D
PumRegistr          ::=     OPERATION
                    -- Registration (sent from the Visitor PINX to the Home PINX or
                    --                          from a Remote PINX to the Visitor PINX)
                            ARGUMENT        PumRegistrArg
                            RESULT          PumRegistrRes
                            ERRORS          { invalidServedUserNumber, notAuthorized, unspecified,
                                              notAvailable, temporarilyUnavailable,
                                              supplementaryServiceInteractionNotAllowed,
                                              pumUserNotSubscribedToThisServiceOpt,
                                              pumUserFailedAuthentication, hostingAddrInvalid }
```


© ISO/IEC 2003 – All rights reserved
Copyright International Organization for Standardization
Provided by IHS under license with ISO
No reproduction or networking permitted without license from IHS
Not for Resale

Table E.1 - PUM-Registration-Operations – based on ITU-T Recs. X.208 / X.209 (continued)

```
PumDelReg           ::=   OPERATION
                    -- Delete Registration (sent from the Home PINX to the Previous Visitor PINX)
                          ARGUMENT    PumDelRegArg
                          RESULT      DummyRes
                          ERRORS      { notAvailable, temporarilyUnavailable, unspecified,
                                        supplementaryServiceInteractionNotAllowed }
PumDe-reg           ::=   OPERATION
                    -- De-registration (sent from the Visitor PINX or Remote PINX to the Home PINX)
                          ARGUMENT    PumDe-regArg
                          RESULT      DummyRes
                          ERRORS      { invalidServedUserNumber, notAuthorized, unspecified,
                                        supplementaryServiceInteractionNotAllowed,
                                        pumUserNotSubscribedToThisServiceOpt,
                                        pumUserFailedAuthentication, hostingAddrInvalid,
                                        pumUserNotRegistered }
PumInterrog         ::=   OPERATION
                    -- Interrogation (sent from the Visitor PINX or Remote PINX to the Home PINX and
                    --                from the Home PINX to the Visitor PINX)
                          ARGUMENT    PumInterrogArg
                          RESULT      PumInterrogRes
                          ERRORS      { invalidServedUserNumber, notAuthorized, unspecified,
                                        supplementaryServiceInteractionNotAllowed,
                                        pumUserFailedAuthentication, hostingAddrInvalid,
                                        pumUserNotRegistered }
PumRegistrArg  ::=  SEQUENCE          { pumUserId   CHOICE { pumNumber    PartyNumber,
                                                             -- The PISN number of the PUM user,
                                                             -- always a Complete Number.
                                                           alternativeId  AlternativeId },
                                      basicService     BasicService,
                                            -- specific basic service or all basic services,
                                      hostingAddr      PartyNumber,
                                            -- The PISN number of the hosting user,
                                            -- always a Complete Number.
                                      activatingUserAddr    [0]    PartyNumber    OPTIONAL,
                                            -- The PISN number of the activating user,
                                            -- always a Complete Number.
                                            -- Mandatory if sent from a Remote PINX, else not included.
                                      serviceOption    ServiceOption  DEFAULT inCallRegistration,
                                            -- Type of registration (InCall, OutCall or AllCall)
                                      sessionParams SessionParams OPTIONAL,
                                            -- Duration of session, Number of outgoing calls
                                      userPin  CHOICE  { pumUserPin [6] IMPLICIT  UserPin,
                                            activatingUserPin [7] IMPLICIT    UserPin }  OPTIONAL,
                                      argExtension     PumrExtension          OPTIONAL }
PumRegistrRes  ::=  SEQUENCE          { pumNumber    PartyNumber,
                                      serviceOption    ServiceOption  OPTIONAL,
                                            -- Type of registration (InCall, OutCall or AllCall)
                                      sessionParams SessionParams OPTIONAL,
                                            -- Duration of session, Number of outgoing calls
                                      argExtension     PumrExtension          OPTIONAL }
DummyRes            ::=   CHOICE      { null           NULL,
                                      extension        [ 1 ] IMPLICIT Extension,
                                      sequOfExtn       [ 2 ] IMPLICIT SEQUENCE OF Extension }
```

© ISO/IEC 2003 – All rights reserved

Copyright International Organization for Standardization
Provided by IHS under license with ISO
No reproduction or networking permitted without license from IHS
Not for Resale

Table E.1 - PUM-Registration-Operations – based on ITU-T Recs. X.208 / X.209 (continued)

```
PumDelRegArg ::=    SEQUENCE        { pumUserId   CHOICE { pumNumber    PartyNumber,
                                                           -- The PISN number of the PUM user,
                                                           -- always a Complete Number.
                                                         alternativeId    AlternativeId },
                                    basicService    BasicService,
                                        -- specific basic service or all basic services,
                                    hostingAddr     PartyNumber,
                                        -- The PISN number of the hosting user,
                                        -- always a Complete Number.
                                    serviceOption   ServiceOption,
                                        -- Type of registration session (InCall, OutCall or AllCall)
                                    argExtension    PumrExtension           OPTIONAL }
PumDe-regArg ::=    SEQUENCE        { pumUserId   CHOICE { pumNumber    PartyNumber,
                                                           -- The PISN number of the PUM user,
                                                           -- always a Complete Number.
                                                         alternativeId    AlternativeId },
                                    basicService    BasicService,
                                        -- specific basic service or all basic services,
                                    hostingAddr     [0]     PartyNumber     OPTIONAL,
                                        -- The PISN number of the hosting user,
                                        -- always a Complete Number.
                                        -- Not included if serviceOption indicates 'inCallRegistration',
                                        -- optional if serviceOption indicates 'outCallRegistration'
                                        -- or 'allCallRegistration'.
                                    activatingUserAddr      [1]     PartyNumber     OPTIONAL,
                                        -- The PISN number of the activating user,
                                        -- always a Complete Number.
                                        -- Mandatory if sent from a Remote PINX, else not included.
                                    serviceOption   ServiceOption   DEFAULT inCallRegistration,
                                        -- Type of registration session (InCall, OutCall or AllCall)
                                        -- If serviceOption indicates 'outCallRegistration' and
                                        -- hostingAddr is omitted, the de-registration applies to
                                        -- all OutCall registrations of this PUM user.
                                        -- If serviceOption indicates 'allCallRegistration' and
                                        -- hostingAddr is omitted, the de-registration applies to the
                                        -- AllCall and all OutCall registrations of this PUM user.
                                    userPin  CHOICE   { pumUserPin [6] IMPLICIT  UserPin,
                                        activatingUserPin [7] IMPLICIT    UserPin } OPTIONAL,
                                    argExtension    PumrExtension           OPTIONAL }
PumInterrogArg ::=  SEQUENCE        { pumUserId   CHOICE { pumNumber    PartyNumber,
                                                           -- The PISN number of the PUM user,
                                                           -- always a Complete Number.
                                                         alternativeId    AlternativeId },
                                    basicService    BasicService,
                                        -- specific basic service or all basic services,
                                    hostingAddr     [0]     PartyNumber     OPTIONAL,
                                        -- The PISN number of the hosting user,
                                        -- always a Complete Number.
                                        -- Omission indicates 'all hosting addresses'.
                                    activatingUserAddr      [1]     PartyNumber     OPTIONAL,
                                        -- The PISN number of the activating user,
                                        -- always a Complete Number.
                                    serviceOption   [2]     ServiceOption   OPTIONAL
```


© ISO/IEC 2003 – All rights reserved
Copyright International Organization for Standardization
Provided by IHS under license with ISO
No reproduction or networking permitted without license from IHS
Not for Resale

Table E.1 - PUM-Registration-Operations – based on ITU-T Recs. X.208 / X.209 (concluded)

```
                                        homeInfoOnly   BOOLEAN       DEFAULT TRUE,
                                              -- True = Only Home PINX information (default)
                                              -- False = Complete information
                                        userPin  CHOICE   { pumUserPin [6] IMPLICIT  UserPin,
                                              activatingUserPin [7] IMPLICIT    UserPin }  OPTIONAL,
                                        argExtension    PumrExtension          OPTIONAL }

PumInterrogRes  ::=  SET SIZE(1..8) OF
                              SEQUENCE  { basicService   [0] IMPLICIT  BasicService       OPTIONAL,
                                              -- specific basic service or all basic services,
                                              -- (Home PINX information)
                                        hostingAddr      [1]       PartyNumber     OPTIONAL,
                                              -- The PISN number of the hosting user,
                                              -- always a Complete Number.
                                              -- (Home PINX information)
                                        serviceOption    [2] IMPLICIT  ServiceOption      OPTIONAL,
                                              -- Type of registration session
                                              -- (InCall, OutCall or AllCall)
                                              -- (Home PINX information)
                                        interrogParams          SessionParams          OPTIONAL,
                                              -- Time left in registration session,
                                              -- Number of outgoing calls left
                                              -- (Visitor PINX information)
                                        argExtension    PumrExtension          OPTIONAL }

AlternativeId  ::=        OCTET STRING (SIZE(1..20))

ServiceOption  ::=        ENUMERATED          { inCallRegistration              (0),
                                                outCallRegistration             (1),
                                                allCallRegistration             (2) }

SessionParams  ::=        SEQUENCE            { durationOfSession      [ 1 ] IMPLICIT INTEGER   OPTIONAL,
                                                    -- Duration of session in seconds,
                                                    -- default if omitted: duration of session unlimited.
                                                numberOfOutgCalls    [ 2 ] IMPLICIT INTEGER   OPTIONAL }
                                                    -- Default if omitted: number of outgoing calls unlimited.

UserPin                   ::=       OCTET STRING (SIZE(1..20))

PumrExtension             ::=       CHOICE              {
                                                        extension       [ 4 ] IMPLICIT Extension,
                                                        sequOfExtn      [ 5 ] IMPLICIT SEQUENCE OF Extension }

pumRegistr                                              PumRegistr      ::=  localValue  89
pumDelReg                                               PumDelReg       ::=  localValue  90
pumDe-reg                                               PumDe-reg       ::=  localValue  91
pumInterrog                                             PumInterrog     ::=  localValue  92

notAuthorized                                           ERROR           ::=  localValue  1007
temporarilyUnavailable                                  ERROR           ::=  localValue  1000
unspecified                                             Unspecified     ::=  localValue  1008
Unspecified               ::=                           ERROR           PARAMETER Extension

pumUserNotSubscribedToThisServiceOpt                    ERROR           ::=  localValue  1019
pumUserFailedAuthentication                             ERROR           ::=  localValue  1020
hostingAddrInvalid                                      ERROR           ::=  localValue  1021
pumUserNotRegistered                                    ERROR           ::=  localValue  1022

END                       -- of PUM-Registration-Operations
```

© ISO/IEC 2003 – All rights reserved

Copyright International Organization for Standardization
Provided by IHS under license with ISO
No reproduction or networking permitted without license from IHS
Not for Resale

ICS 33.040.35

Price based on 63 pages

© ISO/IEC 2003 – All rights reserved
Copyright International Organization for Standardization
Provided by IHS under license with ISO
No reproduction or networking permitted without license from IHS
Not for Resale