INTERNATIONAL STANDARD

ISO/IEC 15944-2

First edition
2006-07-15

Information technology — Business Operational View —

Part 2: Registration of scenarios and their components as business objects

Technologies de l'information — Vue opérationnelle des affaires —

Partie 2: Enregistrement des scénarios et de leurs composants en tant qu'objets d'affaires

Reference number
ISO/IEC 15944-2:2006(E)

© ISO/IEC 2006

Copyright International Organization for Standardization
Provided by IHS under license with ISO
No reproduction or networking permitted without license from IHS

Not for Resale

PDF disclaimer

This PDF file may contain embedded typefaces. In accordance with Adobe's licensing policy, this file may be printed or viewed but shall not be edited unless the typefaces which are embedded are licensed to and installed on the computer performing the editing. In downloading this file, parties accept therein the responsibility of not infringing Adobe's licensing policy. The ISO Central Secretariat accepts no liability in this area.

Adobe is a trademark of Adobe Systems Incorporated.

Details of the software products used to create this PDF file can be found in the General Info relative to the file; the PDF-creation parameters were optimized for printing. Every care has been taken to ensure that the file is suitable for use by ISO member bodies. In the unlikely event that a problem relating to it is found, please inform the Central Secretariat at the address given below.

© ISO/IEC 2006

All rights reserved. Unless otherwise specified, no part of this publication may be reproduced or utilized in any form or by any means, electronic or mechanical, including photocopying and microfilm, without permission in writing from either ISO at the address below or ISO's member body in the country of the requester.

ISO copyright office
Case postale 56 • CH-1211 Geneva 20
Tel. + 41 22 749 01 11
Fax + 41 22 749 09 47
E-mail copyright@iso.org
Web www.iso.org

Published in Switzerland

Copyright International Organization for Standardization
Provided by IHS under license with ISO
No reproduction or networking permitted without license from IHS
Not for Resale

© ISO/IEC 2006 – All rights reserved

Contents

Page

Foreword ... v

0 Introduction ... vi
0.1 Purpose and overview ... vi
0.2 Use of "Person", "person", and "party" in the context of business transactions and commitment exchange ... vii
0.3 Importance and role of terms and definitions ... viii
0.4 Standard based on rules and guidelines ... viii
0.5 Organization and description of the document ... x

1 Scope ... 1

2 Normative references ... 1

3 Terms and definitions ... 2

4 Symbols and abbreviated terms ... 19

5 Open-edi registration requirements ... 20
5.1 General ... 20
5.2 Reusability ... 20
5.3 Multilingualism and Human Interface Equivalents ... 21

6 Principles of registration ... 22
6.1 Federation of registration authorities ... 22
6.2 Identification ... 22
6.3 OeRA/OeRO Responsibilities ... 23
6.4 Registry operation ... 23
6.5 Registration status ... 24
6.6 State of a register ... 25
6.7 Registration information ... 25
6.8 OeDT requirements ... 26

7 OeRI identifiers ... 26
7.1 General ... 26
7.2 Components of International Registration Business Object Identifier (IRBOI) ... 26
7.3 Assignment of Values to International Registration Business Object Identifier (IRBOI) Components ... 27
7.3.1 General ... 27
7.3.2 Assignment of Open-edi Registration Organization Identifier (OeROI) ... 27
7.3.3 Assignment of Business Object Identifier (BOI) ... 27
7.3.4 Assignment of version identifier ... 27

8 Roles and responsibilities in the management of Open-edi registers ... 29
8.1 Introduction ... 29
8.2 Open-edi Sponsoring Authority ... 29
8.3 Open-edi Registration Authority (OeRA) ... 29
8.4 Open-edi Registration Organization (OeRO) ... 30
8.4.1 Appointment of an OeRO ... 30
8.4.2 Responsibilities of an OeRO ... 30
8.5 Submitting organizations ... 30
8.5.1 Eligible submitting organizations ... 30
8.5.2 Responsibilities of submitting organizations ... 31
8.6 Stewardship organization ... 31
8.7 OeR manager ... 31
8.8 Open-edi Register user ... 31

© ISO/IEC 2006 – All rights reserved

Copyright International Organization for Standardization
Provided by IHS under license with ISO
No reproduction or networking permitted without license from IHS
Not for Resale

9 Registration authority and operations 31
9.1 Establishment of registers 31
9.2 Registration authority for Open-edi scenarios 32
9.2.1 Responsibilities of the OeRA 32
9.2.2 Qualification 32
9.2.3 OeRO establishment 32
9.2.4 Duties 33
9.3 Processing of OeRI submissions 33
9.3.1 Confidentiality of OeRIs 33
9.3.2 OeRI Addition 33
9.3.3 OeRI Clarification 33
9.3.4 OeRI Supersession 33
9.3.5 OeRI Retirement 34
9.3.6 Application procedure for registration 34
9.3.7 Approval process 35
9.3.8 Withdrawal 37
9.3.9 Appeal 37
9.4 List of submitting organizations 39
9.5 Publication 39
9.6 Integrity 39
9.7 Registration proposals 40
9.8 JTC 1 Directives for the operation of registration authority 40

10 Register schema 40

Annex A (normative) **Consolidated list of terms and definitions with cultural adaptability: ISO English and ISO French language equivalency 41**
A.1 Introduction 41
A.2 ISO English and ISO French 41
A.3 Cultural adaptability and quality control 42
A.4 List of Terms in French Alphabetical Order 42
A.5 Organization of Annex A: Consolidated Matrix of Terms and Definitions 46
A.6 Consolidated Matrix of ISO/IEC 15944-2 Terms and Definitions in English and French 48

Annex B (normative) **Open-edi registration administration attributes 87**
B.1 Introduction 87
B.2 Administration attributes 87

Annex C (normative) **Open-edi scoping and specification attributes 95**

Annex D (informative) **Business Transaction Model (BTM): two classes of constraints 103**

Bibliography 107

© ISO/IEC 2006 – All rights reserved
Copyright International Organization for Standardization
Provided by IHS under license with ISO
No reproduction or networking permitted without license from IHS
Not for Resale

Foreword

ISO (the International Organization for Standardization) and IEC (the International Electrotechnical Commission) form the specialized system for worldwide standardization. National bodies that are members of ISO or IEC participate in the development of International Standards through technical committees established by the respective organization to deal with particular fields of technical activity. ISO and IEC technical committees collaborate in fields of mutual interest. Other international organizations, governmental and non-governmental, in liaison with ISO and IEC, also take part in the work. In the field of information technology, ISO and IEC have established a joint technical committee, ISO/IEC JTC 1.

International Standards are drafted in accordance with the rules given in the ISO/IEC Directives, Part 2.

The main task of the joint technical committee is to prepare International Standards. Draft International Standards adopted by the joint technical committee are circulated to national bodies for voting. Publication as an International Standard requires approval by at least 75 % of the national bodies casting a vote.

Attention is drawn to the possibility that some of the elements of this document may be the subject of patent rights. ISO and IEC shall not be held responsible for identifying any or all such patent rights.

ISO/IEC 15944-2 was prepared by Joint Technical Committee ISO/IEC JTC 1, *Information technology*, Subcommittee SC 32, *Data management and interchange*.

ISO/IEC 15944 consists of the following parts, under the general title *Information technology — Business Operational View*:

— *Part 1: Operational aspects of Open-edi for implementation*

— *Part 2: Registration of scenarios and their components as business objects*

— *Part 3: Open-edi description techniques*

— *Part 4: Business transaction scenarios — Accounting and economic ontology*

— *Part 5: Identification and referencing of requirements of jurisdictional domains as sources of external constraints*

— *Part 6: Technical Introduction of e-Business Modelling* [Technical Report]

© ISO/IEC 2006 – All rights reserved

Copyright International Organization for Standardization
Provided by IHS under license with ISO
No reproduction or networking permitted without license from IHS
Not for Resale

0 Introduction

0.1 Purpose and overview

This part of ISO/IEC 15944 specifies procedures for the registration of Open-edi scenarios and scenario components as "business objects." ISO/IEC JTC 1 defines registration as the assignment of an unambiguous name to an object in a way that makes the assignment available to interested parties. Scenarios and scenario components that may be registered are members of object classes specified in technical standards such as those developed by ISO/IEC JTC 1/SC 32.

NOTE In this part of ISO/IEC 15944, the definition of registration has been changed so that registration is the assignment of linguistically independent identifiers, rather than names, to scenarios and scenario components.

Registration of scenarios and scenario components offers several benefits to the e-Business community. Registration

a) supports wider use of registered items both by providing international recognition to the fact that such items conform to an International Standard and by making them publicly available to potential users.

b) provides both immediate recognition to extensions of an International Standard and a source for updates to that International Standard during the regular maintenance cycle.

c) may provide a single mechanism to access information concerning items that are specified in different standards.

d) provides a mechanism for managing temporal change. Items specified in a standard or in a register may change over time either due to changes in technology or for other reasons. Published standards do not clearly document what changes may have occurred, and do not include information about earlier versions of specified items. Such information can be maintained in a register.

e) may be used to make sets of standardized tags available for encoding of registered items in data sets.

f) supports cultural and linguistic adaptability by providing both a means for recording equivalent names of items used in different languages, cultures, application areas, and professions and a means for making those equivalent names publicly available.

ISO/IEC 14662:2004[1)], 4.1.2 states:

"*Different user groups will generate Open-edi scenarios in accordance with the specification given in the BOV related standards. Open-edi shall be specified in conformity to the BOV related standards. Business communities can propose Open-edi scenarios as candidates for standardization and registration into (an) Open-edi scenario repository (ies). Procedures to be used for introducing new Open-edi scenarios in one or more repositories are specified in a BOV related standard*."

The objective of this part of ISO/IEC 15944 is the identification, registration, referencing and re-useability of common objects in a business transaction. As stated in ISO/IEC 15944-1, re-useability of scenarios and scenario components is an achievable objective because existing (global) business transactions, whether conducted on a for-profit or not for profit basis, already consist of reusable components unambiguously understood among participating parties. However, such existing "standard" components have not yet been formally specified and registered. The purpose of this part of ISO/IEC 15944 is to fill this gap.

---

1) ISO/IEC 14662 *Information technology — Open-edi reference model/Technologies de l'information — Modèle de référence EDI-ouvert*. The English and French versions of this ISO/IEC standard are publicly available. See <http://www.jtc1.org>

© ISO/IEC 2006 – All rights reserved
Copyright International Organization for Standardization
Provided by IHS under license with ISO
No reproduction or networking permitted without license from IHS
Not for Resale

An open-edi scenario is expected to be generated among user groups in accordance with the specification given in ISO/IEC 15944-1, and to be submitted as a candidate for a new Open-edi scenario for reuse in the open world. User groups or parties will have a need to reuse an Open-edi scenario as a whole or some component, or to refer just for preliminary negotiation and further reuse purposes.

Open-edi scenario types will have specific or generic characteristics with different granularity, so that the registration scheme should meet those requirements.

Open-edi scenarios include the following components to be described using an Open-edi Description Technique (OeDT):

- Scenario attribute;
- Role;
- Information Bundle (IB);
- Semantic Component (SC).

This part of ISO/IEC 15944 specifies procedures to be followed in preparing and maintaining registers of scenarios and scenario components. Although any organization may choose to establish registers of such items that conform to this part of ISO/IEC 15944, this part of ISO/IEC 15944 is intended particularly to apply to registers established under the auspices of ISO/IEC/ JTC 1/SC 32.

A registration authority is an organization authorised by ISO to maintain a register. ISO discourages the proliferation of registers, but the maintenance of a single large register places a heavy burden on the registration authority. A goal of this International Standard is to achieve a balance between minimising the number of registers for scenarios and scenario components and minimising the burden on the registration authorities.

0.2 Use of “Person”, “person”, and “party” in the context of business transactions and commitment exchange

When ISO/IEC 14662 was first developed, the “Internet” and “WWW” were in their embryonic stage and their impact on private and public sector organizations was not fully understood. Consequently, in the first edition, ISO/IEC 14662:1997, the Business Operational View (BOV) was initially defined as

- “a perspective of business transactions limited to those aspects regarding the making of business decisions and commitments among organizations which are needed for the description of a business transaction”.

The ISO/IEC 6523:1984 definition of “organization” was used in the first edition of ISO/IEC 14662. ISO/IEC 6523 was changed in 1998 when it became a two-part standard. The fact that today Open-edi through the Internet and WWW also involves “individuals” has been taken into account in the revision of this standard. Further, ISO/IEC 14662 did not define “commitment”, nor the discrete properties and behaviors an entity must have to be capable of making a “commitment” as well as bridging legal and IT perspectives in the dematerialized world of the Internet.

During the development of ISO/IEC 15994-1 the term “commitment” was defined. At the same time it was recognized that in order to be able to make a commitment, the term Open-edi Party was not specific enough to satisfy scenario specifications when the legal aspects of commitment were considered. In many instances commitments were noted as being actually made between and among machines (automata or computer programs) acting under the direction of those legally capable of making commitment, rather than the individuals in their own capacities. It was also recognized that in some jurisdictions “artificial” persons such as corporate bodies could make commitment.

To address these extended requirements an additional term: Person, was created. The construct of Person has been defined in such a way that it is capable of having the potential legal and regulatory constraints applied to it.

--`,,```,,,,````-`-`,,`,,`,`,,`---
© ISO/IEC 2006 – All rights reserved
Copyright International Organization for Standardization
Provided by IHS under license with ISO
No reproduction or networking permitted without license from IHS
Not for Resale

The reader should understand the following.

— The use of Person with a capital "P" represents Person as a defined term, i.e., as the entity within an Open-edi Party that carries the legal responsibility for making commitment(s).

— "individual", "organization" and "public administration" represent the three common subtypes of "Person". Definitions for these terms and their use are found in ISO/IEC 15944-1.

— The words "person(s)" and/or "party(ies)" are used in their generic contexts in this part of ISO/IEC 15944. A "party to a business transaction" has the properties and behaviours of a "Person". {See further ISO/IEC 15944-1:2002, Clause 6, and in particular 6.1.3 and 6.2}.

0.3 Importance and role of terms and definitions

The ISO/IEC Directives Part 2 provide for "Terms and definitions" as a "Technical normative element," necessary for the understanding of certain terms used in the document. A primary reason for having "Terms and definitions" in a standard is because one cannot assume that there exists a common understanding, worldwide, for a specific concept. And even if one assumes that such an understanding exists, then having such a common definition in Clause 3 serves to formally and explicitly affirm (re-affirm) such a common understanding, i.e. ensure that all parties concerned share this common understanding as stated through the text of the definitions in Clause 3.

A primary objective of this multipart standard on business semantic descriptive techniques is to ensure that there is a common understanding of the Business Operational View (BOV) from commercial, legal, ICT, public policy and cross-sectoral perspectives. It is therefore important to ascertain and confirm that what may be considered a "common understanding" in one of these domains is also so unambiguously understood and accepted in the others.

This subclause is included in each Part of ISO/IEC 15944 to emphasize that harmonized terms and definitions are essential to the continuity of the overall standard. Definitions and associated terms should be established as early as possible in the standards development process. Comments on any definition should address the question of changes needed to avoid possible misinterpretation. Definitions may need to be amended/improved as part of the harmonization of terms/definitions among the various Parts.

The consolidated list of terms and definitions with cultural adaptability: ISO English and ISO French language equivalency given in Annex A is derived from Clause 3 of each Part of ISO/IEC 15944. This Annex A reference file will insure the consistency of terms/definitions among the various Parts in the on-going harmonization effort. Annex A is repeated in each Part as a convenient reference.

0.4 Standard based on rules and guidelines[2)]

This part of ISO/IEC 15944 is intended to be used within and outside of the ISO and IEC by diverse sets of users having different perspectives and needs.

2) This introductory clause is primarily based on that found in ISO/IEC 15944-1:2002, 6.1.2 titled "*Standard based on rules and guidelines*".

© ISO/IEC 2006 – All rights reserved
Copyright International Organization for Standardization
Provided by IHS under license with ISO
No reproduction or networking permitted without license from IHS
Not for Resale

ISO states that:[3)]

> "*standards are documented agreements containing technical specifications or other precise criteria to be used consistently as rules, guidelines, or definitions of characteristics, to ensure that materials, products, processes and services are fit for their purpose*."[4)]

This Business Operational View (BOV) standard focuses on "other precise criteria to be used consistently as rules, guidelines, or definitions of characteristics, to ensure that materials, products, processes and services are fit for their purpose".

As stated in the Open-edi reference Model and re-emphasized in ISO/IEC 15944-1, Open-edi is based on rules which are predefined and mutually agreed to. They are precise criteria and agreed upon requirements of business transactions representing common business operational practices and functional requirements.

Clause 5 "*Characteristics of Open-edi*" in ISO/IEC 15944-1:2002 makes it clear that the "Business Operational View (BOV)" type of Open-edi standards are "rule based" standards[5)]. Of particular relevance here is the first key characteristic of Open-edi as stated in Clause 5.1 "*Actions based upon following clear, predefined rules"*. It is useful to quote some key normative text from ISO/IEC 15944-1 so that users of this Part of ISO/IEC 15944 have a clear understanding of the nature and purpose of this BOV standard

> *"Open-edi requires the use of clear and pre-defined rules, principles and guidelines. These rules formally specify the role(s) of the parties involved in Open-edi and the available expected behavior(s) of the parties as seen by other parties engaging in Open-edi. Open-edi rules are applied to:*
>
> - *the content of information flows; and*
> - *the order and behavior of information flows themselves.*
>
> *The combination of both of these provides a complete definition of the relationships among the parties since it requires them to achieve a common semantic understanding of the information exchanged. They must also have consistent generic procedural views on their interaction. Therefore rule sets have to be agreed in advance and captured in Open-edi scenarios. This is a major component of the agreement required among parties."*

These rules also serve as a common set of understanding bridging the varied perspectives of the commercial framework, the legal framework, the information technology framework, standardizers, consumers, etc.[6]

---

3) This is the generic definition of "standards" of the ISO and IEC (and now found in the ISO/IEC JTC1 Directives) <http:www.iso.ch/infoe/intro.html> for the English language version and <http:www.iso.ch/infoe/intro.html> for the French language version.

4) One can interpret "agreement" in a variety of ways. The ISO/IEC Guide 2, 1996 (1.7) uses the term "consensus" which need not imply unanimity but rather "absence of sustained opposition to substantial issues…"

5) The key characteristics of Open-edi are (as stated in Clause 5, ISO/IEC 15944-1:2002, pp.12-14) are six. They are as follows:

- actions based on following predefined rules;
- commitment of the parties involved;
- communications among parties are automated;
- parties control and maintain their states;
- parties act autonomously; and,
- multiple transactions can be supported.

The six sub-clauses of Clause 5 in ISO/IEC/15944-1:2002 describe each of these six characteristics in more detail.

© ISO/IEC 2006 – All rights reserved

Copyright International Organization for Standardization
Provided by IHS under license with ISO
No reproduction or networking permitted without license from IHS
Not for Resale

In this part of ISO/IEC 15944, the common rules are sequentially enumerated and presented in bold font. Where guidelines are provided for a rule they are numbered sequentially after that rule and are shown in an italic font[7)]. Choice of words in the rules, the guidelines and the terms and definitions are governed by maximizing the ability to map, on the one hand, to all the sources of requirements of the day-to-day world of commitment pertaining to the Business Operational View (BOV) of any e-business transaction (e.g. commercial, legal, public policy, cultural adaptability, sectoral, etc. frameworks of the day-to-day world of business, and on the other hand, those pertaining to the Functional Services View (FSV) in support of BOV requirements (e.g. that of those providing information technology and communication services in support of commitment exchange of any kind and among all parties involved in a business transaction).

0.5 Organization and description of the document

This Part of ISO/IEC 15944 describes the procedure by which Open-edi Scenarios and scenario components can be registered, starting with requirements in Clause 5 for reusability and the ability to support cultural adaptability, as well as requirements of a jurisdictional nature as are applicable to the nature and goal of the business transaction. Registration principles are then stated in Clause 6, including:

- the federation of registration authorities,
- internationally unique identification of Open-edi registry entries,
- responsibilities of registration authorities,
- registry operation,
- registration status,
- state of a register,
- information required for registering scenarios and scenario components,
- formal specification of scenarios and scenario components using an Open-edi Descriptive Technique

The composite Open-edi registry item identifier is described in Clause 7. Clause 8 describes roles and responsibilities in the management of Open-edi registers. Clause 9 describes the registration authority and operations in the management of an Open-edi register. Clause 10 is an overview of the ISO 19135:2005 register and its adaptation to the Open-edi register schema.

Normative Annex A is a consolidated list of terms and definitions as described in 0.3. Information required for registration of Open-edi registry entries includes attributes for administration, scenario scoping and specification, and scenario classification. All Open-edi registration administration attributes are listed in normative Annex B. Normative Annex C provides a convenient reference to Open-edi scoping and specification attributes. Informative Annex D provides information on two classes of constraints, i.e., internal and external, as part of the business transaction model.

7) For example, “Guideline 5G2” equals the second Guidelines under Rule5.

© ISO/IEC 2006 – All rights reserved
Copyright International Organization for Standardization
Provided by IHS under license with ISO
No reproduction or networking permitted without license from IHS
Not for Resale

Information technology — Business Operational View —

Part 2: Registration of scenarios and their components as business objects

1 Scope

This part of ISO/IEC 15944 specifies procedures to be followed in establishing, maintaining, and publishing registers of unique, unambiguous and permanent identifiers and meanings that are assigned to Open-edi scenarios and scenario components. In order to accomplish this purpose, part of ISO/IEC 15944 specifies elements of information that are necessary to provide identification and meaning to the registered items and to manage the registration of these items.

This part of ISO/IEC 15944 defines the procedures to be applied by qualified JTC1 Registration Authority(ies) appointed by the ISO and IEC council to maintain a register(s) of Open-edi scenarios and/or scenario components for the purpose of their reusability.

2 Normative references

The following referenced documents are indispensable for the application of this document. For dated references, only the edition cited applies. For undated references, the latest edition of the referenced document (including any amendments) applies.

ISO/IEC Directives, Part 1, 2004, *Procedures for the technical work*

ISO/IEC Directives, *Procedures for the technical work of ISO/IEC JTC 1 on Information Technology*

ISO 639-2:1998, *Codes for the representation of names of languages — Part 2: Alpha-3 code*

ISO/IEC 6523 (all parts) *Information technology — Structure for the identification of organizations and organization parts*

ISO/IEC 7812:2000, *Identification cards — Identification of issuers — Part 2: Application and registration procedures*

ISO/IEC 11179-3:2003 *Information technology — Metadata registries (MDR) — Part 3: Registry metamodel and basic attributes*[8)]

ISO/IEC 11179-6:2005 *Information technology — Metadata registries (MDR) — Part 6: Registration*

ISO/IEC 14662:2004 *Information technology — Open-edi reference model*

8) Subsequent to the issuance of ISO/IEC 11179-3:2003, Technical Corrigenda 1 was issued. As a result some of the definitions changed. This part of ISO/IEC 15944 utilizes the terms and definitions of Technical Corrigenda 1 of ISO/IEC 11179-3 where applicable and relevant.

© ISO/IEC 2006 – All rights reserved

Copyright International Organization for Standardization
Provided by IHS under license with ISO
No reproduction or networking permitted without license from IHS
Not for Resale

ISO/IEC 15944-1:2002 *Information technology — Business agreement semantic descriptive techniques — Part 1: Operational aspects of Open-edi for implementation*

ISO/IEC 15944-5:2006 *Information technology — Business Operational View — Part 5: Identification and referencing of requirements of jurisdictional domains as sources of external constraints*

ISO 19135:2005, *Geographic information — Procedures for item registration*

3 Terms and definitions

For the purposes of this document, the following terms and definitions apply.

3.1
address
set of **data elements** that specifies a **location** to which a **recorded information** item(s), a **business object**(s), a material object(s) and/or a person(s) can be sent or from which it can be received

NOTE 1 An address can be specified as a physical address and/or electronic address.

NOTE 2 In the identification, referencing and retrieving of registered business objects, it is necessary to state whether the pertinent recorded information is available in both physical and virtual forms.

NOTE 3 In the context of Open-edi, a "recorded information item" is modelled and registered as an Open-edi scenario (OeS), Information Bundle (IB) or Semantic Component (SC).

3.2
administrative note
general note about the **OeRI**

3.3
applicant (for an OeRI)
Person which requests the assignment of an **OeRI** and an associated **entry label**

NOTE An applicant can be an individual, organization, or public administration.

3.4
attribute
characteristic of an object or entity

[ISO/IEC 11179-3:2003, (3.1.3)]

3.5
business
series of **processes**, each having a clearly understood purpose, involving more than one **Person**, realised through the exchange of **recorded information** and directed towards some mutually agreed upon goal, extending over a period of time

[ISO/IEC 14662:2004, (3.1.2)]

3.6
business object
unambiguously identified, specified, referenceable, registered and re-useable **Open-edi scenario** or **scenario component** of a **business transaction**

NOTE As an "object", a "business object" exists only in the context of a business transaction.

© ISO/IEC 2006 – All rights reserved
Copyright International Organization for Standardization
Provided by IHS under license with ISO
No reproduction or networking permitted without license from IHS
Not for Resale

3.7
business object identifier
unique **identifier** of a **business object** in an **OeRI** within an **Open-edi Registration Organization (OeRO)**

3.8
business object status
designation of the status in the administrative process of an **Open-edi Registration Organization** for handling **OeRIs**

3.9
business object type
coded domain for the type of **business object** being registered, i.e., **Open-edi scenario**, **IB** or **SC**

3.10
Business Operational View (BOV)
perspective of **business transactions** limited to those aspects regarding the making of **business** decisions and **commitments** among **Persons**, which are needed for the description of a **business transaction**

[ISO/IEC 14662:2004, (3.1.3)]

3.11
business transaction
predefined set of activities and/or **processes** of **Persons** which is initiated by a **Person** to accomplish an explicitly shared **business** goal and terminated upon recognition of one of the agreed conclusions by all the involved **Persons** although some of the recognition may be implicit

[ISO/IEC 14662:2004, (3.1.4)]

3.12
change description
description of why and how the **OeRI** has been modified since the prior version of the **OeRI**

NOTE It is advised that such a change description be accompanied by the "original" template values utilized and a "change template" indicating which "Decision Code(s)" has been changed as well as the date the change will take effect.

3.13
coded domain
domain for which (1) the boundaries are defined and explicitly stated as a **rulebase** of a **coded domain Source Authority**; and, (2) each entity which qualifies as a member of that domain is identified through the assignment of a unique **ID code** in accordance with the applicable **Registration Schema** of that **Source Authority**

NOTE 1 The rules governing the assignment of an ID code to members of a coded domain reside with its Source Authority and form part of the Coded Domain Registration Schema of the Source Authority.

NOTE 2 Source Authorities which are jurisdictional domains are the primary source of coded domains.

NOTE 3 A coded domain is a data set for which the contents of the data element values are predetermined and defined according to the rulebase of its Source Authority and as such have predefined semantics.

NOTE 4 Associated with a code in a coded domain can be:

- one or more equivalent codes; and/or,
- one or more equivalent representations especially those in the form of Human Interface Equivalent (HIE) (linguistic) expressions.

NOTE 5 In a coded domain the rules for assignment and structuring of the ID codes must be specified.

NOTE 6 Where an entity as member of a coded domain is allowed to have, i.e., assigned, more than one ID code, i.e., as equivalent ID codes (possibly including names), one of these must be specified as the pivot ID code.

--`,,```,,,,````-`-`,,`,,`,`,,`---

© ISO/IEC 2006 – All rights reserved

Copyright International Organization for Standardization
Provided by IHS under license with ISO
No reproduction or networking permitted without license from IHS
Not for Resale

NOTE 7 A coded domain in turn can consist of two or more coded domains, i.e., through the application of the inheritance principle of object classes.

NOTE 8 A coded domain may contain ID codes which pertain to predefined conditions other than qualification of membership of entities in the coded domain. Further, the rules governing a coded domain may or may not provide for user extensions.

EXAMPLE Common examples include: (1) the use of ID Code "0" (or "00", etc.) for "Other"; (2) the use of ID Code "9" (or "99", etc.) for "Not Applicable"; (3) the use of "8" (or "98") for "Not Known"; and/or, if required, (4) the pre-reservation of a series of ID codes for use of "user extensions".

NOTE 9 In object methodology, entities which are members of a coded domain are referred to as instances of a class.

EXAMPLE In UML modelling notation, an ID code is viewed as an instance of an object class.

3.14
coded domain Source Authority (cdSA)
Person, usually an **organization**, as a **Source Authority** which sets the **rule**s governing a **coded domain**

NOTE 1 Source Authority is a role of a Person and for widely used coded domains the coded domain Source Authority is often a jurisdictional domain.

NOTE 2 Specific sectors, (e.g., banking, transport, geomatics, agriculture, etc.), may have particular coded domain Source Authority(ies) whose coded domains are used in many other sectors.

NOTE 3 A coded domain Source Authority usually also functions as a Registration Authority but can use an agent, i.e., another Person, to execute the registration function on its behalf.

3.15
commitment
making or accepting of a right, obligation, liability or responsibility by a **Person** that is capable of enforcement in the **jurisdictional domain** in which the **commitment** is made

[ISO/IEC 15944-1:2002, (3.9)]

3.16
composite identifier
identifier (in a **business transaction**) functioning as a single unique **identifier** consisting of one or more other **identifiers**, and/or one or more other **data elements**, whose interworking is **rule**-based

NOTE 1 Identifiers (in business transactions) are for the most part composite identifiers.

NOTE 2 The rules governing the structure and working of a composite identifier should be specified.

NOTE 3 Most widely used composite identifiers consist of the combinations of:

- the ID of the overall identification/numbering schema, (e.g., ISO/IEC 6532, ISO/IEC 7812, ISO/IEC 7506, UPC/EAN, ITU-T E.164, etc.), which is often assumed;
- the ID of the issuing organization (often based on a block numeric numbering schema); and,
- the ID of the entities forming part of members of the coded domain of each issuing organization.

3.17
computational integrity
expression of a **standard** in a form that ensures precise description of behaviour and semantics in a manner that allows for automated processing to occur, and the managed evolution of such **standard**s in a way that enables dynamic introduction by the next generation of information systems

NOTE Open-edi standards have been designed to be able to support computational integrity requirements especially from a registration and re-use of business objects perspective.

--`,,```,,,,````-`-`,,`,,`,`,,`---
© ISO/IEC 2006 – All rights reserved
Copyright International Organization for Standardization
Provided by IHS under license with ISO
No reproduction or networking permitted without license from IHS
Not for Resale

3.18
constraint
rule, explicitly stated, that prescribes, limits, governs or specifies any aspect of a **business transaction**

NOTE 1 Constraints are specified as rules forming part of components of Open-edi scenarios, i.e., as scenario attributes, roles, and/or Information Bundles.

NOTE 2 For constraints to be registered for implementation in Open-edi, they must have unique and unambiguous identifiers.

NOTE 3 A constraint may be agreed to among parties (condition of contract) and is therefore considered an "internal constraint". Or a constraint may be imposed on parties, (e.g., laws, regulations, etc.), and is therefore considered an "external constraint".

[ISO/IEC 15944-1:2002, (3.11)]

3.19
Contact[9)]
instance of a **role** of a **Person** to whom a **recorded information** item(s), a material object(s), a **business object**(s), can be sent to or received from in a specified context

NOTE 1 A Person here as a Contact can be an individual, an organization (or organization part or organization Person).

NOTE 2 Contact is capitalized to distinguish it from the many ordinary uses of the word.

3.20
Contact information
information to enable a **Contact** to be located or communicated with

[ISO/IEC 11179-3:2003, (3.3.27)]

3.21
Contact name[10)]
persona by which a **Person** wishes to be designated as a **Contact**

NOTE Where an organization is the OeRI applicant, it may designate an organization Person, an agent, or a third party as its Contact name in applying to register a scenario or scenario component as business object.

3.22
Contact position title[11)]
name of title of the position held by an **organization Person** as a **Contact**

[ISO/IEC 11179-3:2003, (3.3.29)]

3.23
control body
group of technical experts that makes decisions regarding the content of a **register**

[ISO 19135:2005, (4.1.2)]

3.24
creation date
date the **OeRI** for a **business object** is created

---

9) Harmonized with ISO/IEC 11179-3:2003 + ISO/IEC 11179-3:2003/Cor.1:2004 but from an e-business perspective.

10) Adapted from original ISO/IEC 11179-3 definition but placed in an e-business context. The original 11179-3 definition was changed in the ISO/IEC 11179-3:2003/Cor.1:2004.

11) Adapted from 11179-3:2003 but in an e-business context.

© ISO/IEC 2006 – All rights reserved

Copyright International Organization for Standardization
Provided by IHS under license with ISO
No reproduction or networking permitted without license from IHS
Not for Resale

3.25
data element
unit of data for which the **definition, identification**, representation and Permissible Values are specified by means of a set of **attributes**

[ISO/IEC 11179-3:2003, (3.3.36)]

3.26
date
ISO 8601 compliant representation of a date in a YYYY-MM-DD format using the Gregorian calendar

3.27
de facto language
natural language used in a **jurisdictional domain** which has the properties and behaviours of an **official language** in that **jurisdictional domain** without having formally been declared as such by that **jurisdictional domain**

NOTE 1 A de facto language of a jurisdictional domain is often established through long term use and custom.

NOTE 2 Unless explicitly stated otherwise and for the purposes of modelling a business transaction through scenario(s), scenario attributes and/or scenario components, a de facto language of a jurisdictional domain is assumed to have the same properties and behaviours as an official language.

[ISO/IEC 15944-5:2006, (3.42)]

3.28
definition
representation of a concept by a descriptive statement which serves to differentiate it from related concepts

[ISO 1087-1:2000, (3.3.1)]

3.29
designation
representation of a concept by a sign which denotes it

NOTE In terminology work, three types of designations are distinguished: symbols, appellations (a.k.a. names), and terms.

[ISO 1087-1:2000, (3.4.1 adapted)]

3.30
documentation language code
language code of the **language** used for documentation by the **Open-edi Registration Organization**

NOTE Use the three character alphabetic language codes and names from ISO 639-2/T (Terminology).

3.31
effective date
date an **OeRI** became/becomes available to **registry** users

3.32
electronic address
address utilized in a recognized electronic addressing scheme, (e.g., telephone, telex, IP, etc.), to which **recorded information** item(s) and/or **business object(s)** can be sent to or received from a **Contact**

--`,,```,,,,````-`-`,,`,,`,`,,`---

© ISO/IEC 2006 – All rights reserved
Copyright International Organization for Standardization
Provided by IHS under license with ISO
No reproduction or networking permitted without license from IHS
Not for Resale

3.33
entry label
name information uniquely associated with the **identification** and resulting **International Registration Business Object Identifier** of a **business object** as a registered **Open-edi scenario** or **scenario component**

NOTE More than one entry label may be associated with an IRBOI depending on the applicable language(s) utilized as Human Interface Equivalents (HIEs).

3.34
external constraint
constraint which takes precedence over **internal constraints** in a **business transaction**, i.e., is external to those agreed upon by the parties to a **business transaction**

NOTE 1 Normally external constraints are created by law, regulation, orders, treaties, conventions or similar instruments.

NOTE 2 Other sources of external constraints are those of a sectorial nature, those which pertain to a particular jurisdiction or a mutually agreed to common business convention, (e.g., INCOTERMS, exchanges, etc.).

NOTE 3 External constraints can apply to the nature of the good, service and/or right provided in a business transaction.

NOTE 4 External constraints can demand that a party to a business transaction meet specific requirements of a particular role.

EXAMPLE 1 Only a qualified medical doctor may issue a prescription for a controlled drug.

EXAMPLE 2 Only an accredited share dealer may place transactions on the New York Stock Exchange.

EXAMPLE 3 Hazardous wastes may only be conveyed by a licensed enterprise.

NOTE 5 Where the Information Bundles (IBs), including their Semantic Components (SCs) of a business transaction are also to form the whole of a business transaction, (e.g., for legal or audit purposes), all constraints must be recorded.

EXAMPLE There may be a legal or audit requirement to maintain the complete set of recorded information pertaining to a business transaction, i.e., as the Information Bundles exchanged, as a “record”.

NOTE 6 A minimum external constraint applicable to a business transaction often requires one to differentiate whether the Person, i.e., that is a party to a business transaction, is an “individual”, “organization”, or “public administration”. For example, privacy rights apply only to a Person as an “individual”.

[ISO/IEC 15944-1:2002, (3.23)

3.35
Human Interface Equivalent (HIE)
representation of the **unambiguous** and IT-enabled semantics of an **IT interface equivalent** (in a **business transaction**), often the **ID code** of a **coded domain** (or a **composite identifier)**, in a formalized manner suitable for communication to and understanding by humans

NOTE 1 Human interface equivalents can be linguistic or non-linguistic in nature, but their semantics remain the same although their representations may vary.

NOTE 2 In most cases there will be multiple Human Interface Equivalent representations as required to meet localization requirements, i.e. those of a linguistic nature, jurisdictional nature and/or sectorial nature.

NOTE 3 Human Interface Equivalents include representations in various forms or formats, (e.g., in addition to written text those of an audio, symbol (and icon) nature, glyphs, image, etc.).

3.36
IB identifier
unique, linguistically neutral, **unambiguous**, referenceable **identifier** for an **Information Bundle**

© ISO/IEC 2006 – All rights reserved

Copyright International Organization for Standardization
Provided by IHS under license with ISO
No reproduction or networking permitted without license from IHS
Not for Resale

3.37
ID code
identifier assigned by the **coded domain Source Authority (cdSA)** to a member of a **coded domain ID**

NOTE 1 ID codes must be unique within the Registration Schema of that coded domain.

NOTE 2 Associated with an ID code in a coded domain can be:

- one or more equivalent codes;
- one or more equivalent representations, especially those in the form of human equivalent (linguistic) expressions.

NOTE 3 Where an entity as a member of a coded domain is allowed to have more than one ID code, i.e., as equivalent codes (possibly including names), one of these must be specified as the pivot ID code.

NOTE 4 A coded domain may contain ID codes pertaining to entities which are not members as peer entities, i.e., have the same properties and behaviours, such as ID codes which pertain to predefined conditions other than member entities. If this is the case, the rules governing such exceptions must be predefined and explicitly stated.

EXAMPLE Common examples include: (1) the use of an ID code "0" (or "00", etc.), for “Other”; (2) the use of an ID code "9" (or "99") for “Not Applicable”; (3) the use of “8” (or “98”) for “Not Known”; and/or, if required, (4) the pre-reservation of a series or set of ID codes for use for “user extensions”.

NOTE 5 In UML modeling notation, an ID code is viewed as an instance of an object class.

3.38
identification
rule-based **process**, explicitly stated, involving the use of one or more **attributes**, i.e., **data elements**, whose value (or combination of values) is used to identify uniquely the occurrence or existence of a specified **entity**

[ISO/IEC 15944-1:2002, (3.26)]

3.39
identifier (in business transaction)
unambiguous, unique and a linguistically neutral value, resulting from the application of a **rule**-based **identification** process

NOTE 1 Identifiers must be unique within the identification scheme of the issuing authority.

NOTE 2 An identifier is a linguistically independent sequence of characters capable of uniquely and permanently identifying that with which it is associated. See ISO 19135:2005, (4.1.5).

[ISO/IEC 15944-1:2002, (3.27)]

3.40
Information Bundle (IB)
formal description of the semantics of the **recorded information** to be exchanged by Open-edi Parties playing **roles** in an **Open-edi scenario**

[ISO/IEC 14662:2004, (4.1.2.2)]

3.41
internal constraint
constraint which forms part of the **commitment(s)** mutually agreed to among the parties to a **business transaction**

NOTE Internal constraints are self-imposed. They provide a simplified view for modelling and re-use of scenario components of a business transaction for which there are no external constraints or restrictions to the nature of the conduct of a business transaction other than those mutually agreed to by the buyer and seller.

[ISO/IEC 15944-1:2002, (3.33)]

--`,,```,,,,````-`-`,,`,,`,`,,`---

© ISO/IEC 2006 – All rights reserved
Copyright International Organization for Standardization
Provided by IHS under license with ISO
No reproduction or networking permitted without license from IHS
Not for Resale

3.42
International Registration Business Object Identifier (IRBOI)
internationally unique **identifier** for an **OeRI**

NOTE IRBOIs are of the nature of a composite identifier.

3.43
International Standard Identifier
Identifier of the version of this part of ISO/IEC 15944 upon which **attributes** are based

3.44
item class
set of items with common properties

NOTE Class is used in this context to refer to a set of instances, not the concept abstracted from that set of instances.

[ISO 19135:2005, (4.1.6)]

3.45
IT interface equivalent
computer processable **identification** of the **unambiguous** semantics of a **scenario**, **scenario attribute** and/or **scenario component**(s) pertaining to a **commitment** exchange in a **business transaction** which supports **computational integrity**

NOTE 1 IT interface equivalents have the properties of identifiers (in business transaction) and are utilized to support semantic interoperability in commitment exchange.

NOTE 2 The value of an IT interface equivalent at times is a composite identifier.

NOTE 3 An IT interface equivalent as a composite identifier can consist of the identifier of a coded domain plus an ID code of that coded domain.

NOTE 4 An IT interface equivalent is, at times, used as a semantic identifier.

NOTE 5 An IT interface equivalent may have associated with it one or more Human Interface Equivalents (HIEs).

NOTE 6 The value of an IT interface equivalent is independent of its encoding in programming languages or APIs.

3.46
jurisdictional domain
jurisdiction, recognized in law as a distinct legal and/or regulatory framework, which is a source of **external constraints** on **Persons**, their behaviour and the making of **commitment**s among **Persons** including any aspect of a **business transaction**

NOTE 1 The pivot jurisdictional domain is a United Nations (UN) recognized member state. From a legal and sovereignty perspective they are considered “peer” entities. Each UN member state, (a.k.a. country) may have sub-administrative divisions as recognized jurisdictional domains, (e.g., provinces, territories, cantons, länder, etc.), as decided by that UN member state.

NOTE 2 Jurisdictional domains can combine to form new jurisdictional domains, (e.g., through bilateral, multilateral and/or international treaties).

EXAMPLE Included here, for example, are the European Union (EU), NAFTA, WTO, WCO, ICAO, WHO, Red Cross, the ISO, the IEC, the ITU, etc.

NOTE 3 Several levels and categories of jurisdictional domains may exist within a jurisdictional domain.

NOTE 4 A jurisdictional domain may impact aspects of the commitment(s) made as part of a business transaction including those pertaining to the making, selling, transfer of goods, services and/or rights (and resulting liabilities) and associated information. This is independent of whether such interchange of commitments is conducted on a for-profit or not-for-profit basis and/or includes monetary values.

© ISO/IEC 2006 – All rights reserved

Copyright International Organization for Standardization
Provided by IHS under license with ISO
No reproduction or networking permitted without license from IHS
Not for Resale

NOTE 5 Laws, regulations, directives, etc., issued by a jurisdictional domain are considered as parts of that jurisdictional domain and are the primary sources of external constraints on business transactions.

[ISO/IEC 15944-5:2006, (3.67)]

3.47
jurisdictional domain identifier
ID code of a **jurisdictional domain** as recognized for use by peer **jurisdictional domains** within a system of mutual recognition

3.48
language
system of signs for communication, usually consisting of vocabulary and **rule**s

NOTE In this standard, language refers to natural languages or special languages, but not “programming languages” or “artificial languages”.

[ISO 5127:2001, (1.1.2.01)]

3.49
language code
combination of characters used to represent a **language** or **languages**

NOTE In this multipart ISO/IEC 15944 standard, the ISO 639-2/T (terminology) three-alpha code is used.

[ISO 639-2:1998 (3.2 adapted)]

3.50
location
place, either physical or electronic, that can be defined as an **address**

3.51
name
designation of an object by a linguistic expression

[ISO 1087-1:2000 (5.3.1.3)]

3.52
natural language
language which is or was in active use in a community of people, and the **rule**s of which are mainly deduced from the usage

[ISO 5127:2001 (1.1.2.02)]

3.53
object class
set of ideas, abstractions, or things in the real world that can be identified with explicit boundaries and meaning and whose properties and behavior follow the same **rules**

3.54
OeRI addition
insertion into a register of an **OeRI** that describes a concept not described by an OeRI already in the register

3.55
OeRI clarification
non-substantive change to an **OeRI**

NOTE 1 A non-substantive change does not change the semantics or technical meaning of the OeRI.

NOTE 2 OeRI Clarification does not result in a change to the registration status of the OeRI.

[ISO 19135:2005, (4.1.1 adapted)]

© ISO/IEC 2006 – All rights reserved
Copyright International Organization for Standardization
Provided by IHS under license with ISO
No reproduction or networking permitted without license from IHS
Not for Resale

3.56
OeRI harmonization
resolution of any potential duplicate or overlapping of **OeRI**s, accounting for justifiable differences that may exist among the harmonized **OeRI**s

3.57
OeRI language code
language code of the language used for the OeRI by the submitting organization

3.58
OeRI retirement
declaration that an **OeRI** is no longer suitable for use in the production of new data

NOTE The status of the retired OeRI changes from "valid" to "retired". A retired OeRI is kept in the register to support the interpretation of data produced before its retirement.

[ISO 19135:2005, (4.1.14 adapted)]

3.59
OeRI supersession
replacement of an **OeRI** by one or more new **OeRI**s

NOTE The status of the replaced item changes from "valid" to "superseded".

[ISO 19135:2005, (4.1.18 adapted)]

3.60
official language
external constraint in the form of a **natural language** specified by a **jurisdictional domain** for official use by **Person**s forming part of and/or subject to that **jurisdictional domain** for use in communication(s) either (1) within that **jurisdictional domain**; and/or (2) among such **Person**s, where such communications are **recorded information** involving **commitment**(s)

NOTE 1 Unless official language requirements state otherwise, Persons are free to choose their mutually acceptable natural language and/or special language for communications as well as exchange of commitments.

NOTE 2 A jurisdictional domain decides whether or not it has an official language. If not, it will have a de facto language.

NOTE 3 An official language(s) can be mandated for formal communications as well as provision of goods and services to Persons subject to that jurisdictional domain and for use in the legal and other conflict resolution system(s) of that jurisdictional domain, etc.

NOTE 4 Where applicable, use of an official language may be required in the exercise of rights and obligations of individuals in that jurisdictional domain.

NOTE 5 Where an official language of a jurisdiction has a controlled vocabulary of the nature of a terminology, it may well have the characteristics of a special language. In such cases, the terminology to be used shall be specified.

NOTE 6 For an official language, the writing system(s) to be used shall be specified, where the spoken use of a natural language has more than one writing system.

EXAMPLE 1 The spoken language of use of an official language may at times have more than one writing system. For example, three writing systems exist for the Inuktitut language. Canada uses two of these writing systems, namely, a Latin-1 based (Roman), the other is syllabic-based. The third is used in Russia and is Cyrillic-based.

EXAMPLE 2 Another example is that of Norway which has two official writing systems, both Latin-1 based, namely, Bokmål (Dano-Norwegian) and Nynorsk (New Norwegian).

NOTE 7 A jurisdiction may have more than one official language but these may or may not have equal status.

© ISO/IEC 2006 – All rights reserved

Copyright International Organization for Standardization
Provided by IHS under license with ISO
No reproduction or networking permitted without license from IHS
Not for Resale

EXAMPLE Canada has two official languages, Switzerland has three, while the Union of South Africa has eleven official languages.

NOTE 8 The BOV requirement of the use of a specific language will place that requirement on any FSV supporting service.

EXAMPLE A BOV requirement of Arabic, Chinese, Russian, Japanese, Korean, etc., as an official language requires the FSV support service to be able to handle the associated character sets.

[ISO/IEC 19544-5:2006, (3.87)]

3.61
Open-edi Description Technique (OeDT)
specification method such as a Formal Description Technique, another methodology having the characteristics of a Formal Description Technique, or a combination of such techniques as needed to formally specify BOV concepts, in a computer processable form

[ISO/IEC 14662:2004 (4.1.1)]

3.62
Open-edi register
information store or database maintained by an **Open-edi Registry**

3.63
Open-edi registration administration attribute
member of a set of **attribute**s to uniquely identify an **Open-edi scenario**, **Information Bundle**, or **Semantic Component** and the relevant **Person** responsible for its maintenance

3.64
Open-edi Registration Authority (OeRA)
Person responsible for maintaining the register of **OeRO**s and for the issuance of **OeRO identifiers**

3.65
Open-edi Registration Organization (OeRO)
Person qualified by the **OeRA** to assume the responsibility for the **registration** of s**cenario** and **scenario components**

3.66
Open-edi Registration Organization address
physical and/or electronic **address** of the **Open-edi Registration Organization**

NOTE A physical address includes a “pick-up” address such as a mailbox or such other location one can deliver to.

3.67
Open-edi Registration Organization Identifier (OeROI)
identifier assigned to an **Open-edi Registration Organization**

3.68
Open-edi Registration Organization name
designation for the **Open-edi Registration Organization**

3.69
Open-edi Registry (OeR)
information system for the registration of **scenarios** and **scenario components**

3.70
Open-edi Registry Item (OeRI)
recorded information within a **registry** relating to a specific **Open-edi scenario** or **scenario components** of a **scenario** including linkage information to a **scenario content**

--`,,```,,,,````-`-`,,`,,`,`,,`---

© ISO/IEC 2006 – All rights reserved
Copyright International Organization for Standardization
Provided by IHS under license with ISO
No reproduction or networking permitted without license from IHS
Not for Resale

3.71
Open-edi registry record
collection of **recorded information** for an **OeRI**

3.72
Open-edi Scenario (OeS)
formal specification of a class of **business transactions** having the same **business** goal

[ISO/IEC 14662:2004, (3.1.12)]

3.73
Open-edi sponsoring authority
Person recognized in accordance with the requirements of this part of ISO/IEC 15944, to receive **Open-edi Registration Organization** applications for submission to an **Open-edi Registration Authority**[12)]

3.74
organization
unique framework of authority within which a person or persons act, or are designated to act, towards some purpose

NOTE The kinds of organizations covered by this International Standard include the following examples:

EXAMPLE 1 An organization incorporated under law.

EXAMPLE 2 An unincorporated organization or activity providing goods and/or services including:

1) partnerships;
2) social or other non-profit organizations or similar bodies in which ownership or control is vested in a group of individuals;
3) sole proprietorships;
4) governmental bodies.

EXAMPLE 3 Groupings of the above types of organizations where there is a need to identify these in information interchange.

[ISO/IEC 6523-1:1998 (3.1)]

3.75
organization address
the **physical** and/or **electronic address** of an **organization**

NOTE A physical address includes a “pick-up” address such as a mailbox or such other location one can deliver to.

3.76
organization name
designation for the **organization**

NOTE The name by which the organization is known to the registration authority.

[ISO/IEC 11179-3:2003, (3.3.94)]

3.77
origin
source (document, project, discipline or model) for the **OeRI**

---

12) Adapted from ISO/IEC 7812-2: *Identification cards — Identification of issuers — Part 2: Application and registration procedures.* ISO/IEC JTC 1/SC 32 serves as the Open-edi Sponsoring Authority for ISO/IEC 15944.

© ISO/IEC 2006 – All rights reserved

Copyright International Organization for Standardization
Provided by IHS under license with ISO
No reproduction or networking permitted without license from IHS
Not for Resale

3.78
Person
entity, i.e., a natural or legal person, recognized by law as having legal rights and duties, able to make **commitment(s),** assume and fulfil resulting obligation(s), and able of being held accountable for its action(s)

NOTE 1 Synonyms for "legal person" include "artificial person", "body corporate", etc., depending on the terminology used in competent jurisdictions.

NOTE 2 Person is capitalized to indicate that it is being utilized as formally defined in the standards and to differentiate it from its day-to-day use.

NOTE 3 Minimum and common external constraints applicable to a business transaction often require one to differentiate among three common subtypes of Person, namely "individual", "organization", and "public administration".

[ISO/IEC 15944-1:2002, (3.47)]

3.79
persona
set of data elements and their values by which a **Person** wishes to be known and thus identified in a business transaction

[ISO/IEC 15944-1:2002, (3.51)]

3.80
physical address
address that is used/recognized by a postal authority and/or courier service to deliver information item(s), material object(s), or **business object**(s) to a **Contact** at either an actual **address** or a pick-up point **address** (e.g., P.O. Box, rural route, etc.)

3.81
principle
fundamental, primary assumption and quality which constitutes a source of action determining particular objectives or results

NOTE 1 A principle is usually enforced by rules that affect its boundaries.

NOTE 2 A principle is usually supported through one or more rules.

NOTE 3 A principle is usually part of a set of principles which together form a unified whole.

EXAMPLE Within a jurisdictional domain, examples of a set of principles include a charter, a constitution, etc.

3.82
process
series of actions or events taking place in a defined manner leading to the accomplishment of an expected result

[ISO/IEC 15944-1:2002, (3.53)]

3.83
recorded information
information that is recorded on or in a medium irrespective of form, recording medium or technology utilized, and in a manner allowing for storage and retrieval

NOTE 1 This is a generic definition and is independent of any ontology, (e.g., those of "facts" versus "data" versus "information" versus "intelligence" versus "knowledge", etc.).

NOTE 2 Through the use of the term "information," all attributes of this term are inherited in this definition.

--`,,```,,,,````-`-`,,`,,`,`,,`---

© ISO/IEC 2006 – All rights reserved
Copyright International Organization for Standardization
Provided by IHS under license with ISO
No reproduction or networking permitted without license from IHS
Not for Resale

NOTE 3 This definition covers:

i) any form of recorded information, means of recording, and any medium on which information can be recorded;

ii) all types of recorded information including all data types, instructions or software, databases, etc.

[ISO/IEC 15944-1:2002, (3.56)]

3.84
reference document
external document(s) containing relevant **recorded information** about the **scenario** or **scenario component**

3.85
reference document identifier
identifier assigned to a **reference document** by the **OeRO**

[ISO/IEC 11179-3:2003, (3.3.112 adapted)]

3.86
reference document language code
ISO 639-2/T based **language code(s)** identifying the **language(s) used** in the **reference document**

3.87
reference document title
title(s) of the **reference document**

NOTE A reference document may have more than one title depending on the languages in which it is produced

[ISO/IEC 11179-3:2003, (3.3.114)]

3.88
reference document type description
description of the document type of the **reference document**

[ISO/IEC 11179-3:2003, (3.3.115)]

3.89
reference organization
relationship between a **reference document** and an **organization**

[ISO/IEC 11179-3:2003, (3.3.116)]

3.90
register
set of files containing **identifiers** assigned to items with descriptions of the associated items

[ISO 19135:2005, (4.1.9)]

3.91
register manager
organization to which management of a **register** has been delegated by the **register owner**

NOTE In the case of an ISO register, the register manager performs the functions of the registration authority specified in the ISO/IEC Directives.

[ISO 19135:2005, (4.1.10)]

© ISO/IEC 2006 – All rights reserved

Copyright International Organization for Standardization
Provided by IHS under license with ISO
No reproduction or networking permitted without license from IHS
Not for Resale

3.92
register owner
organization that establishes a **register**

[ISO 19135:2005, (4.1.11)]

3.93
registrar
representative of an **Open-edi Registration Organization**

3.94
registrar Contact
Contact information associated with a **registrar** of an **Open-edi registration organization**

3.95
registration
rule-based **process**, explicitly stated, involving the use of one or more **data elements**, whose value (or combination of values) are used to identify uniquely the results of assigning an **OeRI**

3.96
Registration Authority (RA)
Person responsible for the maintenance of one or more **Registration Schemas** including the assignment of a unique **identifier** for each recognized entity in a **Registration Schema**

[ISO/IEC 15944-1:2002, (3.57)]

3.97
Registration Schema (RS)
formal **definition** of a set of **rules** governing the data fields for the description of an entity and the allowable contents of those fields, including the **rules** for the assignment of **identifiers**

[ISO/IEC 15944-1:2002, (3.58)]

3.98
registration status
designation of the status in the **registration** administration of an **OeRI**

3.99
registry
information system on which a **register** is maintained

[ISO 19135:2005, (4.1.13)]

3.100
role
specification which models an external intended behaviour (as allowed within a scenario) of an Open-edi Party

[ISO/IEC 14662:2004, (4.1.2.1)]

3.101
rule
statement governing conduct, procedure, conditions and relations

NOTE 1 Rules specify conditions that must be complied with. These may include relations among objects and their attributes.

NOTE 2 Rules are of a mandatory or conditional nature.

--`,,```,,,,````-`-`,,`,,`,`,,`---

© ISO/IEC 2006 – All rights reserved
Copyright International Organization for Standardization
Provided by IHS under license with ISO
No reproduction or networking permitted without license from IHS
Not for Resale

NOTE 3 In Open-edi, rules formally specify the commitment(s) and role(s) of the parties involved, and the expected behaviour(s) of the parties involved as seen by other parties involved in (electronic) business transactions. Such rules are applied to:

- content of the information flows in the form of precise and computer-processable meaning, i.e. the semantics of data;
- the order and behaviour of the information flows themselves.

NOTE 4 Rules must be clear and explicit enough to be understood by all parties to a business transaction. Rules also must be capable of being able to be specified using a Formal Description Technique(s) (FDTs).

EXAMPLE A current and widely used FDT is “Unified Modelling Language (UML)”.

NOTE 5 Specification of rules in an Open-edi business transaction should be compliant with the requirements of ISO/IEC 15944-3 “Open-edi Description Techniques (OeDT)”.

3.102
rulebase
pre-established set of **rule**s which interwork and which together form an autonomous whole

NOTE One considers a rulebase to be to rules as database is to data.

3.103
scenario attribute
formal specification of information, relevant to an **Open-edi scenario** as a whole, which is neither specific to **roles** nor to **Information Bundles**

[ISO/IEC 14662:2004 (4.1.2.3)]

3.104
scenario component
one of the three fundamental elements of a **scenario**, namely **role, Information Bundle, and Semantic Component**

3.105
scenario content
set of **recorded information** containing **registry** entry **identifier**s, labels and their associated **definitions** and related **recorded information** posted (or reposted) in any **registry** for **business object**s

3.106
scenario specification attribute
attribute of a **scenario**, **role**, **Information Bundle**, and/or **Semantic Component**

3.107
SC identifier
unique, linguistically neutral, **unambiguous**, referenceable **identifier** of a **Semantic Component**

3.108
Semantic Component (SC)
unit of **recorded information unambiguously** defined in the context of the **business** goal of the **business transaction**

NOTE A SC may be atomic or composed of other SCs.

[ISO/IEC 14662:2004 (4.1.2.2)]

© ISO/IEC 2006 – All rights reserved

Copyright International Organization for Standardization
Provided by IHS under license with ISO
No reproduction or networking permitted without license from IHS
Not for Resale

3.109
Source Authority (SA)
Person recognized by other **Persons** as the authoritative source for a set of **constraints**

NOTE 1 A Person as a Source Authority for internal constraints may be an individual, organization, or public administration.

NOTE 2 A Person as Source Authority for external constraints may be an organization or public administration.

EXAMPLE In the field of air travel and transportation, IATA as a Source Authority, is an "organization," while ICAO as a Source Authority, is a "public administration".

NOTE 3 A Person as an individual shall not be a Source Authority for external constraints.

NOTE 4 Source Authorities are often the issuing authority for identifiers (or composite identifiers) for use in business transactions.

NOTE 5 A Source Authority can undertake the role of Registration Authority or have this role undertaken on its behalf by another Person.

NOTE 6 Where the sets of constraints of a Source Authority control a coded domain, the SA has the role of a coded domain Source Authority.

3.110
standard
documented agreement containing technical specifications or other precise criteria to be used consistently as **rules**, guidelines, or **definitions** of characteristics, to ensure that materials, products, **processes** and services are fit for their purpose

NOTE This is the generic definition of "standard" of the ISO and IEC (and now found in the ISO/IEC JTC1 Directives, Part 1, Section 2.5:1998). See also ISO/IEC Guide 2:1996 (1.7), <<http://www.iso.ch/infoe/intro.html>>.

[ISO/IEC 15944-1:2002, (3.64)]

3.111
stewardship (of OeRI)
relationship of an **OeRI**, a **Contact**, and an **organization** involved in the stewardship of an **OeRI**

3.112
stewardship organization
a unique framework of authority within which a **Person** or **Persons** act, or are designated to act in the stewardship of an **OeRI**

3.113
submission (of OeRI)
relationship of an **OeRI**, a **Contact**, and an **organization** involved in the submission of an **OeRI**

3.114
submitting organization
organization authorised by a **register owner** to propose changes to the content of a **register**

[ISO 19135:2005, (4.1.16)]

3.115
unambiguous
level of certainty and explicitness required in the completeness of the semantics of the **recorded information** interchanged appropriate to the goal of a **business transaction**

[ISO/IEC 15944-1:2002, (3.66)]

--`,,```,,,,````-`-`,,`,,`,`,,`---

© ISO/IEC 2006 – All rights reserved
Copyright International Organization for Standardization
Provided by IHS under license with ISO
No reproduction or networking permitted without license from IHS
Not for Resale

3.116
until date
date at which an OeRI is no longer effective in the registry

3.117
version identifier
unique number assigned to identify a version of an **OeRI**

NOTE The default = 1.0.

4 Symbols and abbreviated terms

BOI	Business Object Identifier
BOV	Business Operational View
BTM	Business Transaction Model
cdSA	coded domain Source Authority
CFR	Cost and Freight
CIF	Cost, Insurance and Freight
CIP	Carriage and Insurance Paid To
CPT	Carriage Paid To
DAF	Delivered At Frontier
DDP	Delivered Duty Paid
DDU	Delivered Duty Unpaid
DEQ	Delivered Ex Quay
DES	Delivered Ex-Ship
EXW	Ex Works
FAS	Free Alongside Ship
FCA	Free Carrier
FDT	Formal Description Technique
FOB	Free On Board
FSV	Functional Services View
HIE	Human Interface Equivalent
IB	Information Bundle
ICC	International Chamber of Commerce
ICT	Information and Communications Technology
ID	Identifier
IEC	International Electrotechnical Commission
INCOTERM	International Commercial Terms (from International Chamber of Commerce (ICC))
IRBOI	International Registration Business Object Identifier
ISO	International Organization for Standardization
IT	Information Technology
ITTF	Information Technology Task Force (of ISO/IEC)

© ISO/IEC 2006 – All rights reserved

Copyright International Organization for Standardization
Provided by IHS under license with ISO
No reproduction or networking permitted without license from IHS
Not for Resale

ITU	International Telecommunication Union
JTC 1	Joint Technical Committee 1 “Information technology” (of the ISO and IEC)
NWIP	New Work Item Proposal
OeDT	Open-edi Descriptive Technique
OeRA	Open-edi Registration Authority
OeRI	Open-edi Registry Item
OeRO	Open-edi Registration Organization
OeROI	Open-edi Registration Organization Identifier
OeR	Open-edi Registry
OeS	Open-edi Scenario
QoS	Quality of Service
RA	Registration Authority
RS	Registration Schema
SA	Source Authority
SC	Semantic Component (in the context of Open-edi Scenario components)
TC	Technical Committee
TMB	Technical Management Board
UML	Unified Modeling Language

5 Open-edi registration requirements

5.1 General

The requirements of semantic descriptive techniques and use of natural or special **languages** applicable to the nature and goal of the **business transaction** as incorporated in the context and characteristics of the registered scenarios and **scenario components** are required to support, one or more of the following, as applicable:

- the ability to register any **organization** and support the requirements of internal and/or external **constraints**
- the ability to support cultural adaptability requirements as well as requirements of a jurisdictional nature as are applicable to the nature and goal of the business transaction
- sets of **recorded information** to be included within a **registry**
- unambiguity in use of formal descriptive techniques including those of scenario components involving **coded domains**

5.2 Reusability

Rule 1:

Any scenario, scenario attribute, and/or scenario component shall be identified and specified in a manner that maximizes its reuseability.

Scenario contents to be referenced for reuse of the scenario are to be registered with the various business information documents as well as implementable (executable) computer programs. The linkage information for accessing that information shall be clearly described in the **OeRI** application.

© ISO/IEC 2006 – All rights reserved
Copyright International Organization for Standardization
Provided by IHS under license with ISO
No reproduction or networking permitted without license from IHS
Not for Resale

5.3 Multilingualism and Human Interface Equivalents

Rule 2:

The registration of any scenario or scenario component shall be capable of supporting multilingual semantic equivalents at the human interface.

This rule, although not expressly stated in Part 1, was nevertheless assumed and supported in the **definition** for "**identifier (in business transaction).**" the use of "**IT-interface**" and "Linguistic **Human-Interface Equivalents**" in the templates for Part 1 as well as the bilingual, i.e. English/French (and multilingual expandable) normative Annex A. The purpose of this Clause 5.3 is to build on these Part 1 assumptions and state them explicitly in order to be able to support **computational integrity** requirements, while at the same time providing the ability to support multiple, i.e. multilingual human interface, semantic equivalents.

The languages used in this standard are:

- International level: ISO English[13)],
- Multilingual Equivalents

This standard supports and facilitates the use of equivalents in languages other than ISO English. Annex A contains French language equivalents of the terms and definitions and is structured to facilitate the addition of other language equivalents.

The use of **unambiguous**, unique and linguistically neutral **identifiers** for scenarios and scenario components will facilitate interoperability in the use of different languages in various **jurisdictional domains**, and thus will support cultural adaptability. Such identifiers can be simple identifiers or **composite identifiers** and together form the **IT-interface equivalent** of the semantics of the **processes** and data comprising the scenario or scenario component.

From a human interface perspective, any **natural language** can be utilized to express and represent the semantics embedded in an **IT interface equivalent**, i.e. as a "**Human Interface Equivalent**".

Rule 3:

On the whole, and from an internal constraints only based perspective, parties to a business transaction are free to choose the language(s) to be used.

Rule 4:

If the nature of the good, service, and/or right which is the goal of the business transaction and/or the location(s) at which the business transaction is deemed to take place invokes an external constraint(s), then the external constraints invoked may well mandate choice of language(s) (e.g. an official language) to be supported in the registration and reuse of the business transaction being modelled.

Open-edi standards including this standard recognize that on the whole, parties to a business transaction are free to choose and decide among themselves the language(s) to be used. This can be a natural language or a special language, (e.g., as may be appropriate in a specific industry sector, technical area, scientific discipline, etc.). Agreement on choice of language is important in order to ensure common understandings of the

13) The term ISO English refers to the use of the English language as found in ISO standards documents. It is recognized that there are different uses of the English language in use around the world in various jurisdictional domains. This pertains not only to the spelling of words but also to the meaning and choice of words. Further, ISO standards contain terms and words that are not found in dictionaries. As such the variant use of the English language in this standard is referred to as ISO English (in Annex A of this Part and the other Parts of this multipart standard). ISO/IEC 15944-1:2002 used this approach. ISO/IEC 5218:2004 takes a similar approach. Finally, it should be noted that different jurisdictional domains have official variants of a language as stated through official dictionaries and terminology bureaus, etc.

© ISO/IEC 2006 – All rights reserved

Copyright International Organization for Standardization
Provided by IHS under license with ISO
No reproduction or networking permitted without license from IHS
Not for Resale

recorded information exchanged among parties to a business transaction. However, depending on the nature of the business transaction (e.g. in terms of goods or services provided, the **location** of the business transaction, etc.), a particular constraint may require the use of specific language (or de facto language). This may result in the requirement of the use of a language other than ISO English (or in addition to English). If this is the case such linguistic requirements shall be specified.

6 Principles of registration

The following principles are introduced to ensure simplicity in and convenience of registering scenarios and scenario components as well as identifying and retrieving the information of registered scenarios and of scenario components.

6.1 Federation of registration authorities

Rule 5:

An Open-edi Registration Organization (OeRO) and its operation shall be performed in accordance with this part of ISO/IEC 15944 as governed by an Open-edi Registration Authority (OeRA) based upon JTC1 registration definition and cultural adaptability (multiple linguistic support concept) from the viewpoint of diversified laws and regulatory environment.

Patterned after ISO/IEC 11179-6, *Information technology — Metadata registries (MDR) — Part 6: Registration*, the **Open-edi Registry** is for Open-edi registry entries (i.e., scenario, IB or SC) that fall under the purview of application of the ISO/IEC 14662 Open-edi Reference Model and the multipart ISO/IEC 15944 standard and in particular this Part 2. The Open-edi Registry is a system for registering **business objects**. A particular Open-edi Registry may be used to manage any number of **Open-edi register**s, the information stores or databases of business objects. Each Open-edi register is maintained by one or more **Open-edi Registration Organizations**. The number of Open-edi registers and Open-edi Registration Organizations for any particular implementation of an Open-edi Registry is the decision of the implementer and/or operator of a particular Open-edi Registry[14)].

Each administered business object in any Open-edi register is associated with only one Open-edi Registration Organization through the **International Registration Business Object Identifier (IRBOI)** of that business object.

The principal participants of Open-edi Registries are Open-edi Registration Organizations, **submitting organizations**, and **stewardship organizations**. The Open-edi Registration Organization has one or more **registrar**s as its **contacts**. Submitting organizations provide Open-edi registry entries for Open-edi registers. A submitter is a contact for a submitting organization for a particular OeRI. A submitting organization may utilize any number of submitters. Each OeRI is associated with only one submitter. Stewardship organizations are authoritative sources for the attributes of OeRIs. A steward is a contact for a stewardship organization for a particular OeRI. A stewardship organization may utilize any number of stewards. Each OeRI is associated with only one steward.

6.2 Identification

Rule 6:

Open-edi registry entries registered under the provisions of this part of ISO/IEC 15944 shall each be assigned an International Registration Business Object Identifier (IRBOI) that uniquely identifies the OeRI.

14) ISO/IEC 11179-6:2005, *Information technology — Metadata registries (MDR) — Part 6: Registration*, Clause 5 Metadata Registries of Administered Items

© ISO/IEC 2006 – All rights reserved
Copyright International Organization for Standardization
Provided by IHS under license with ISO
No reproduction or networking permitted without license from IHS
Not for Resale

Open-edi registry entries registered under the provisions of this part of ISO/IEC 15944 are each assigned one International Registration Business Object Identifier (IRBOI). The **Open-edi Registration Organization Identifier (OeROI)** portion of the International Registration Business Object (IRBOI), as specified in 7.3.2, is optional in those registries that do not exchange contents with other registries. This identifier value uniquely identifies the OeRI within the framework of this part of ISO/IEC 15944. Subclause 7.2 describes the structure of the International Registration Business Object Identifier that is used to identify each OeRI.

6.3 OeRA/OeRO Responsibilities

Rule 7:

The operation of an Open-edi register shall be carried out under the authority of an Open-edi Registration Organization that is accountable to an Open-edi Registration Authority according to the requirements of ISO/IEC JTC 1/SC 32, the Open-edi sponsoring authority for ISO/IEC 15944.

For the purposes of this part of ISO/IEC 15944, an **Open-edi Registration Authority (OeRA)** shall be appointed according to the rules of clause 18 of the ISO/IEC Directives, *Procedures for the technical work of ISO/IEC JTC 1 on Information Technology.* The OeRA shall receive and process applications for Open-edi Registration Organizations (OeROs), assign Open-edi Registration Organization Identifiers (OeROIs) and maintain the register. Its duties shall be carried out in accordance with the rules set out in the above-mentioned clause 18 of the ISO/IEC Directives for JTC 1 and with ISO/IEC 6523 and ISO/IEC 7812-2. The OeRA shall determine the appropriate form(s) in which applications shall be submitted based on the required contents of the Open-edi register. It shall also provide the **Open-edi sponsoring authority** with guidance notes on the submission of applications.

Open-edi Registration Organizations shall be responsible for:

- specification and documentation of the rules of the organization's business object **identification** scheme and the administration of it,
- the assignment, registration, documentation, where appropriate promulgation, and maintenance of **business object identifiers** within the organization's business object identification scheme, ensuring that each business object identifier is unique within the organization's business object identification scheme. This may include a rule for the minimum period to elapse between the withdrawal of a business object identifier and its reallocation,
- making the Open-edi register available to member bodies and liaison organizations of ISO and to any other interested party at reasonable charge. The register and its index(es) shall be available in printed form. The register shall also be held in a form that allows copies to be produced on machine-readable media, such as floppy discs. If there is evidence of demand, the register shall also be made available for access and interrogation over public international telecommunication services at reasonable charge, provided a charging mechanism is available to enable the cost of providing the service to be recovered.

6.4 Registry operation

Rule 8:

The Open-edi Registration Authority shall establish clearly stated procedures for necessary activities of the Open-edi Registry.

Example functional activities that need procedures are:

- **OeRI Addition** – the addition of new Open-edi registry entries. Submitters shall submit Open-edi registry entries into the Open-edi register.
- **OeRI Harmonization** – the harmonization of Open-edi registry entries: The objective of harmonization is to resolve any potential duplicate or overlapping of OeRIs and to understand the justifiable differences that may exist among the harmonized OeRIs. Procedures shall be established to facilitate OeRI harmonization and reuse.

--`,,```,,,,````-`-`,,`,,`,`,,`---
© ISO/IEC 2006 – All rights reserved
Copyright International Organization for Standardization
Provided by IHS under license with ISO
No reproduction or networking permitted without license from IHS
Not for Resale

- **OeRI Clarification** – clarification of Open-edi registry entries to correct errors in spelling, punctuation or grammar. Procedures shall be established to change Open-edi registry entries.

- **OeRI Supersession** – supersession of Open-edi registry entries in substantive semantic or technical change to supersede an erroneous entry. Procedures shall be established to supersede Open-edi registry entries.

- **OeRI Retirement** – retirement of Open-edi registry entries. Procedures shall be established to retire Open-edi registry entries.

Functional operating procedures are needed for those that develop, operate, and/or maintain an Open-edi Registry. Clause 8 describes the roles and responsibilities of the roles of organizations involved in the management of Open-edi registers.

Further, the Open-edi Registry shall operate in an IT-enabled manner; Open-edi registry entries shall be submitted, exchanged, accessed and processed automatically. Open-edi registry entries shall be prepared, structured and made available for unambiguous usage within and among information systems, allowing for maximum interoperability. This requirement can be expressed as “computational integrity.”

6.5 Registration status

The content of a register is potentially dynamic. New OeRIs will be proposed and accepted or not accepted. Once accepted, OeRIs may be subsequently clarified, superseded, or retired. Information elements are required in order to support the management of OeRIs throughout their life, including their sponsoring organization, status, **dates** of assumption of particular states, and possible supersession by other OeRIs in the register.

Individual OeRIs shall be individually managed, moving through a set of well-defined states. Information about the temporal history of each OeRI shall be maintained.

Normally only the valid, superseded, and retired OeRIs are exposed when the contents of a register are made available to the public. Proposed and unaccepted OeRIs are part of the approval mechanism and are only required for management of the register. Submitting organizations shall have access to both proposed and unaccepted OeRIs because information about them may be useful for the development of new proposals.

An OeRI in a register has a period of validity that begins on the date on which the proposal to register the OeRI was accepted, and ends on the date on which a decision to supersede or retire the OeRI has been made. Although retired and superseded OeRIs are no longer valid for use in the production of new data, they are kept in the register to support the interpretation of data produced before their retirement or supersession.

NOTE This does not imply that use of an unregistered OeRI specified in a standard is somehow “invalid” until the OeRI is registered. However, a reference using an IRBOI can apply only to the specification of an OeRI.

OeRIs may change over time due to changes in requirements, technology or for other reasons. By defining a series of OeRIs of the same **item class**, each with associated dates of validity, a register can identify how a particular concept has changed over a period of time. If an OeRI is superseded by another OeRI, the date the succession occurred shall be captured, along with references to and from the OeRI that superseded it. At any given time only one OeRI in the series shall be “valid”.

Rule 9:

Only valid, superseded, and retired OeRIs shall be exposed when the contents of a register are made available to the public.

Registration status specifies the state of a Business Object (i.e., scenario, IB, or SC) that is in an Open-edi register. Registration status shall apply to individual OeRIs that have been entered into the Open-edi register. Status of registered OeRIs shall be one of three values of the **business object status** coded domain:

- 1 = Valid

© ISO/IEC 2006 – All rights reserved
Copyright International Organization for Standardization
Provided by IHS under license with ISO
No reproduction or networking permitted without license from IHS
Not for Resale

- 2 = Superseded
- 3 = Retired

In the event the OeRI Status is 2, “Superseded”, i.e., when a scenario, IB or SC may be replaced by another scenario, IB, or SC at some point in time (e.g. because a duplicate is discovered), “Superseded” attributes provide for the association to the new scenario, IB, or SC and the date of and reason for replacement. “Superseded” also provides for the development of more granular versions, changes in business operational requirements and/or applicable **external constraints**.

6.6 State of a register

It is necessary to be able to specify a unique state in the evolution of the contents of a register since those contents will evolve over time. This International Standard specifies two alternative mechanisms, distinguished by the rate of change of the contents of a register, for specifying such a unique state.

a) For slowly changing registers, e.g., those disseminated as published hard copy documents, a version may be specified.

b) For rapidly changing registers, e.g., those made available as online interactive databases, a date of latest change may be specified.

6.7 Registration information

Rule 10:

Every application for registration of an Open-edi scenario submitted for registration in accordance with this International Standard shall include administrative information, scenario specification, and classification.

In order to achieve successful registration and reuse of **Open-edi scenarios** and their components, registration information is required to easily determine the applicability of an Open-edi scenario to a specific business application. Every application for registration of an Open-edi scenario submitted for registration in accordance with this International Standard shall include the following information.

— Administrative information for scenario identification and OeRO management

— Scenario specification for determination of suitability of application to business objectives

— Classification information for convenient retrieval to meet business objectives

Reuse of registered scenarios and their components requires identification of **Open-edi registration administration attributes,** e.g., ownership and location from which scenarios and their components can be retrieved. Annex B provides Open-edi registration administration attributes for registering scenarios and their components, patterned after the metadata attributes required for Administered Items in ISO/IEC 11179-3, *Information technology — Metadata registries (MDR) — Part 3: Registry metamodel and basic attributes*.

In addition, the scenario specification itself, as prescribed in ISO/IEC 15944-1, is essential in applying the scenarios and their components to a specific business objective. Clear understanding of the registered scenario would facilitate reuse of Open-edi Scenarios; therefore the scenario specification shall be described in as formal a manner as possible. A scenario specification includes attributes for scoping a scenario, an indication of the applicability of the Open-edi scenario, role, **information bundle** and semantic component attributes, and a detailed description of their applicable attributes. The scenario specification in terms of its scope elements and components is then formally expressed in an **Open-edi Description Technique** (**OeDT)** according to OeDT requirements as prescribed in ISO/IEC 14662 and elaborated on in Part 3 of this multipart standard. Open-edi scoping and specification attributes are repeated for convenience in Annex C.

© ISO/IEC 2006 – All rights reserved

Copyright International Organization for Standardization
Provided by IHS under license with ISO
No reproduction or networking permitted without license from IHS
Not for Resale

Classification concepts provide characteristics of Open-edi scenarios and their components that are also fundamental for their reuse. Well-organized classification concepts provide the best search criteria for retrieving a registered scenario that is the best fit for certain business objectives. Classification concepts effectively identify the scope of registered scenarios and their components. When a scenario is registered, its applicable classification concepts are also associated with it. Primitive classification concepts that form an accounting and economic ontology are captured in Annex X of Part 4: *Business transaction scenarios — Accounting and economic ontology*, and in Part 5: *Identification and mapping of various categories of jurisdictional domains as sources of external constraints*, from an external constraints perspective.

6.8 OeDT requirements

Rule 11:

Open-edi scenarios shall be specified via an OeDT according to OeDT requirements as prescribed in ISO/IEC 14662.

An Open-edi scenario is specified according to the ISO/IEC 15944-1 Template for specifying the scope of an Open-edi scenario and the Consolidated Template of attributes of Open-edi scenarios, roles and Information Bundles. This specification of a scenario in terms of its scope elements and components is then formally expressed in an OeDT according to OeDT requirements as prescribed in ISO/IEC 14662.

- An OeDT to be used for Open-edi scenarios shall allow for both hierarchical decomposition and a modular approach.

- The behaviour of an Open-edi Party playing a role is expressed through the OeDT.

Note: There may well be requirements arising from Part 3 of this standard, OeDT, that may require additional text to be included in this subclause. The Project Editor reserves the right to identify and bring forward added text which may be needed to ensure a harmonized and mutually supportive approach between Parts 2 and 3 of the ISO/IEC 15944 multipart standard.

7 OeRI identifiers

7.1 General

OeRIs registered under the provisions of this part of ISO/IEC 15944 are each assigned an International Registration Business Object Identifier (IRBOI). This identifier value uniquely identifies the OeRI within the framework of this part of ISO/IEC 15944.

7.2 Components of International Registration Business Object Identifier (IRBOI)

The uniqueness of a **Business Object**, (i.e., scenario, IB or SC) registered under the auspices of this part of ISO/IEC 15944 is determined by an International Registration Business Object Identifier, a **composite identifier** comprised of the values of four identifying attributes:

1) The **International Standard Identifier**[15)],

2) An identifier assigned to an Open-edi Registration Organization, hereafter called the Open-edi Registration Organization Identifier (OeROI)

3) An identifier assigned to a Business Object within an Open-edi Registration Organization, hereafter called Business Object identifier (BOI)

15) An example of an International Standard Identifier as a component of an IRBOI is ISO/IEC 15944-2:2006.

© ISO/IEC 2006 – All rights reserved
Copyright International Organization for Standardization
Provided by IHS under license with ISO
No reproduction or networking permitted without license from IHS
Not for Resale

4) An identifier assigned to a version under which a Business Object registration is submitted or updated hereafter called version identifier.

Note: Although the version identifier may not necessarily be required to make a Business Object unique within an Open-edi Registry, the inclusion of the version identifier in the International Registration Business Object Identifier would provide a unique reference point, should a conflict arise.

7.3 Assignment of Values to International Registration Business Object Identifier (IRBOI) Components

7.3.1 General

An International Registration Business Object Identifier shall be assigned to an OeRI (i.e., scenario, IB or SC) submitted for registration. The values of each component of International Registration Business Object Identifier are assigned as follows.

7.3.2 Assignment of Open-edi Registration Organization Identifier (OeROI)

Every organization wishing to become an Open-edi Registration Organization under the auspices of this part of ISO/IEC 15944 shall possess an internationally recognized organization code, assigned in accordance with the procedure prescribed in Clause 8. The Open-edi Registration Organization Identifier shall be of variable length, up to 70 characters.

7.3.3 Assignment of Business Object Identifier (BOI)

Each new Business Object (i.e., scenario, IB or SC) accepted into the Open-edi register shall be assigned a new Business Object Identifier. A new Business Object Identifier shall also be assigned to an existing Business Object when it is modified in such a way as to change the meaning of the Business Object; for example, addition of a role in a scenario. See 7.3.4 for guidelines on differentiating between new and versioned Business Objects.

Based on the requirements of the subject matter included in its Open-edi register, each Open-edi Registration Organization shall establish and publish as appropriate, specific guidelines for any additional conditions requiring assignment of a new Business Object Identifier (i.e., generation of a new Business Object), due to changes in the values of mandatory attributes established for its Open-edi register.

The first character of each Business Object Identifier shall be one of three values of the **business object type** coded domain:

- 1 = Scenario
- 2 = Information Bundle
- 3 = Semantic Component

The Business Object Identifier is completed by specifying a scenario identifier, **IB identifier**, or **SC identifier** following the business object type. Each Open-edi Registration Organization shall establish and publish specific guidelines on the format, presentation, and generation of Business Object Identifiers that are used with the Open-edi register.

7.3.4 Assignment of version identifier

- Even though at any given point in time only one version of a scenario, IB or SC can be valid, multiple previous versions may have existed and a future version may be in preparation. The version association makes it possible to link the consecutive versions of a scenario, IB or SC. There will not be branches in the versioning; only linear versioning will be supported.

© ISO/IEC 2006 – All rights reserved

Copyright International Organization for Standardization
Provided by IHS under license with ISO
No reproduction or networking permitted without license from IHS
Not for Resale

- Guidelines for versioning scenarios, IBs and SCs follow. Each Open-edi Registration Organization shall establish and publish specific guidelines on the format, presentation, and generation of version identifiers that are used within the Open-edi register.

7.3.4.1 Scenarios

Any change in scenario scoping attributes results in a new scenario, not a new version.

- anything that materially affects scenario processing logic requires a new scenario, e.g., constraints that set pre or post conditions on state transition,
- SC relationships within an IB or within a scenario,
- interoperability demands among roles,
- any change in logic affecting the states of roles in the collaboration,
- any change in role transitions, role events, role actions, or role internal functions that affect processing logic in the collaboration state machine.

Only a new version of a role could result in a new scenario version. A new role would result in a new scenario. Inheritance change would make a new role; cross-reference change would not.

Security service requirement change in a role would result in a role/scenario version. This is also true for a security service requirement change in the scenario itself, i.e., scenario version. Scenario communication quality of service change would result in a scenario version.

Communications and quality of service change in a role would result in a role/scenario version.

7.3.4.2 Information Bundles

Variation in IB contents would result in a new IB version. Material change in an IB would result in a new IB. Adding an IB only (e.g., no new role or constraint) to a scenario would result in a new version of the scenario.

Security service requirement change in an IB or in an SC within an IB would result in a new IB version.

7.3.4.3 Semantic Components

Changes in a coded domain that serves as an SC would result in a new version of the IB that contains the SC. Also, scenarios that use the IB would result in a new version. This would also be true for adding an SC to an IB.

Editorial changes to the definition of an SC would result in a new SC version, as long as the meaning expressed by the definition remains the same. An SC attribute change, e.g., SC security service requirement, would result in a new IB version.

Changes in scenario, role, or IB demands on the Open-edi support infrastructure would result in a new version of a scenario or IB.

--`,,```,,,,````-`-`,,`,,`,`,,`---

© ISO/IEC 2006 – All rights reserved
Copyright International Organization for Standardization
Provided by IHS under license with ISO
No reproduction or networking permitted without license from IHS
Not for Resale

8 Roles and responsibilities in the management of Open-edi registers

8.1 Introduction

Several organizations play a role in the management of an Open-edi register. The roles and their relationships are illustrated in Figure 1 as a conceptual model using UML notation [16]. Figure 1 is patterned after ISO 19135:2005, where the OeRA, OeRO, and stewardship organization have been substituted for the **Register Owner**, **Register Manager** and **Control Body** of ISO 19135, respectively. This model is not intended to be implemented in software and data, but as a set of organizations and the interactions between them.

NOTE Although they are not organizations, Register and Registry are included in Figure 1 because they are the basis of the roles played by the organizations included.

8.2 Open-edi Sponsoring Authority

ISO/IEC JTC 1/SC 32, as Open-edi sponsoring authority is responsible

- to ensure that an OeRO application fully complies with an OeRA's procedures for application for OeRO and that a unique OeROI is assigned
- to process, within 30 days of receipt of the request, OeRO applications from within their countries or areas of responsibility
- to notify the applicant in writing, within 30 days of receipt of the application, as to the disposition of the application
- to respond to general enquiries covering OeRO application

8.3 Open-edi Registration Authority (OeRA)

An OeRA is an organization that

a) has established one or more Open-edi registers, and

b) has primary responsibility for the management, dissemination, and intellectual content of those Open-edi registers.

An OeRA may serve as the OeRO for any Open-edi register that it has established, or it may appoint another organization to serve as the OeRO. An OeRA shall specify the criteria that determine which organizations may act as submitting organizations that propose changes to the content of the Open-edi register. An OeRA may serve as the stewardship organization for any Open-edi register that it has established, or it may delegate that role to a subgroup within the organization or to the OeRO that it has appointed to manage that Open-edi register. The OeRA shall establish a procedure to process appeals by submitting organizations of decisions made by the stewardship organization of an Open-edi register. The specification of this procedure shall include appropriate time limits for completion of the process.

The OeRA shall specify the time interval for reports from the OeRO that describe the proposals received and the decisions taken since the last report. The OeRA shall set terms and conditions for making the contents of the register available to the public.

16) The conceptual schema specified in this International Standard is described using the Unified Modeling Language (UML) (ISO/IEC 19501). UML notation is described in informative Annex B of ISO 19135:2005.

© ISO/IEC 2006 – All rights reserved

Copyright International Organization for Standardization
Provided by IHS under license with ISO
No reproduction or networking permitted without license from IHS
Not for Resale

8.4 Open-edi Registration Organization (OeRO)

8.4.1 Appointment of an OeRO

An OeRA may delegate the role of an OeRO to another organization. This is the usual case for registers established by ISO or IEC Technical Committees.

8.4.2 Responsibilities of an OeRO

An OeRO shall manage an Open-edi register within the item classes for which it is responsible in conformance with Clause 9. An OeRO may manage multiple Open-edi registers. An OeRO may own and operate the **Open-edi Registry (OeR)** that holds an Open-edi register that it manages, or it may delegate operation of the OeR to an OeR manager. Upon request, the OeRO shall distribute an information package containing a description of the Open-edi register and how to submit proposals for changes to the content of the Open-edi register. The OeRO shall accept proposals from submitting organizations and manage the proposals as specified in 9.3. The OeRO shall pass proposals to the stewardship organization (8.5) for decisions as to acceptability, and shall serve as the point of contact between the stewardship organization and the submitting organization for negotiations regarding changes to the proposal. The OeRO shall provide reports to the OeRA at intervals specified by the OeRA. Each report shall describe the proposals received and the decisions taken since the last report. The contents of the Open-edi register shall be available to the public under the terms and conditions set by the OeRA.

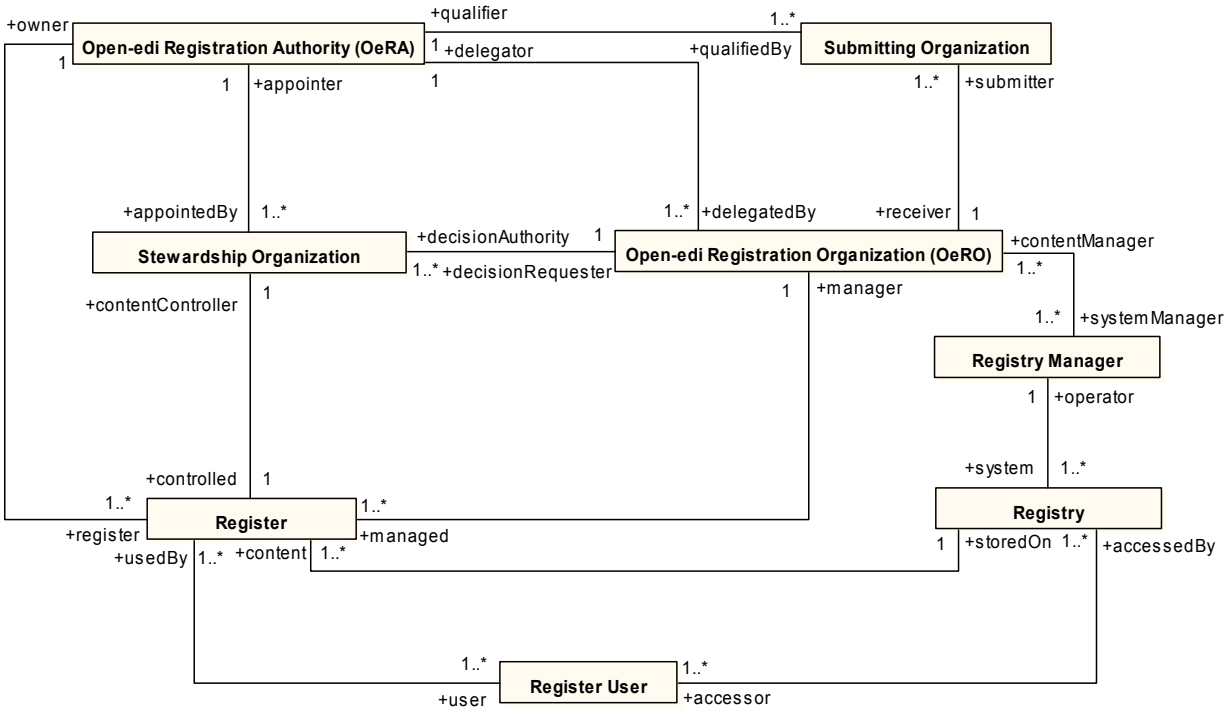

Figure 1 — Organizational relationships

8.5 Submitting organizations

8.5.1 Eligible submitting organizations

A submitting organization is an organization that is qualified under criteria determined by the OeRA to propose changes to the content of an Open-edi register. The OeRO shall determine whether a submitting organization is qualified in accordance with the criteria established by the OeRA. A potential submitting organization may appeal the determination to the OeRA.

© ISO/IEC 2006 – All rights reserved
Copyright International Organization for Standardization
Provided by IHS under license with ISO
No reproduction or networking permitted without license from IHS
Not for Resale

8.5.2 Responsibilities of submitting organizations

Submitting organizations shall manage the submission of proposals to the OeRO or appeals to the OeRA that are initiated from within their respective countries or organizations as specified in 9.3.

8.6 Stewardship organization

A stewardship organization is a group of technical experts appointed by a OeRA to decide on the acceptability of proposals for changes to the content of an Open-edi register (9.3.7). The stewardship organization shall accept proposals from the OeRO and render a decision regarding each proposal within the time limits specified by the OeRA.

8.7 OeR manager

An OeR manager is a person or an organization responsible for the day-to-day management of an OeR. An OeR manager may engage a third-party service provider to perform this service. An OeR manager shall ensure the integrity of any Open-edi register held in the OeR (9.6), and shall provide means for electronic access to the OeR (9.5) for OeROs, stewardship organizations, and Open-edi register users.

8.8 Open-edi Register user

Open-edi Register users include any person or organization interested in accessing or influencing the content of an Open-edi register. Users have a variety of registration requirements:

- Developers of standards and specifications want to re-use OeRIs specified in an Open-edi register;
- Data producers want to use in their products OeRIs specified in an Open-edi register;
- Data users want to understand the meaning of Open-edi register OeRIs used by a data producer; and
- Systems developers want to provide a capability to use Open-edi register OeRIs in data production, interchange, or consumption.

An OeRA may set terms and conditions for different levels of access to the Open-edi register to satisfy the requirements of different categories of users.

Open-edi register users vary in the frequency of access they need from the occasional data user who may need to determine the meaning of an OeRI on a very infrequent basis to the data producer who may need to use values from an Open-edi register many times a day. OeROs shall consider the requirements of different categories of users in selecting methods for publishing the content of an Open-edi register (9.5).

9 Registration authority and operations

9.1 Establishment of registers

Any organization may establish a register. A register established by an ISO Technical Committee (TC) or Subcommittee is an ISO register. Although this International Standard is intended primarily for registers established by ISO/IEC JTC 1/SC 32, other ISO or IEC Technical Committees may choose to establish registers that conform to this International Standard. Organizations other than ISO or IEC Technical Committees or Subcommittees may also choose to establish registers that conform to this International Standard. In establishing registers, ISO Technical Committees are required to follow the general rules specified in the ISO/IEC Directives, but may develop detailed rules and procedures to satisfy their own requirements.

The ISO/IEC Directives require a TC, when it is developing an International Standard that may require registration, to inform the Chief Executive Officer at an early stage in order to permit any necessary negotiations and to allow the ISO/TMB or IEC Council Board to take a decision in advance of the publication

© ISO/IEC 2006 – All rights reserved

Copyright International Organization for Standardization
Provided by IHS under license with ISO
No reproduction or networking permitted without license from IHS
Not for Resale

of the International Standard. The ISO/IEC JTC 1 Procedures specify the rules for the establishment of JTC 1 registers.

Every register requires a technical standard that specifies the classes of OeRIs to be registered. To establish a register that conforms to this International Standard, an organization shall

a) be the organization that produced the technical standard that specifies the item classes to be held in the register, or

b) have the approval of that organization.

9.2 Registration authority for Open-edi scenarios

9.2.1 Responsibilities of the OeRA

An OeRA shall be appointed according to the rules of clause 18 of the ISO/IEC Directives, *Procedures for the technical work of ISO/IEC JTC 1.* The OeRA shall receive and process applications for OeRO. Its duties shall be carried out in accordance with the rules set out in the above-mentioned ISO/IEC Directives for JTC 1, Clause 18, ISO/IEC 6523 and ISO/IEC 7812-2. The OeRA shall determine the appropriate form in which applications shall be submitted. It shall also provide ISO/IEC JTC 1/SC 32, the Open-edi Sponsoring Authority for ISO/IEC 15944, with guidance notes on the submission of applications.

Rule 12:

JTC 1 OeROs for Open-edi scenarios shall be appointed by the OeRA in accordance with the procedure for the appointment of JTC 1 Registration Authorities defined in the JTC 1 Directives.

9.2.2 Qualification

Any organization seeking appointment, as a JTC 1 OeRO for Open-edi scenarios shall demonstrate that it meets the qualifications required of JTC 1 RAs as defined in the JTC 1 Directives 2.7.2.2, Qualifications, with the following condition.

- It shall confirm that it has sufficient resources to operate an Internet web site in support of this International standard.

9.2.3 OeRO establishment

A JTC 1 OeRO for Open-edi scenarios shall operate under contract with the OeRA.

The following conditions are applied for establishing an OeRO:

- A national member body itself or its commissioned agents, national or regional, can be an OeRO candidate for JTC 1 OeRO

- A national OeRO should be qualified and internationally acceptable and have a right to delegate its roles to commissioned national or regional agents

- An OeRO basically exists for the national or the regional domain area (i.e., generalized through jurisdictional domains), however an allied OeRO between/among countries is a possible candidate

  - The national member body should be required to indicate a newly established OeRO to JTC 1 SC32

See further JTC 1 Directives 2.7.2.1, Appointment and 2.7.2.3, Contract.

© ISO/IEC 2006 – All rights reserved
Copyright International Organization for Standardization
Provided by IHS under license with ISO
No reproduction or networking permitted without license from IHS
Not for Resale

9.2.4 Duties

A JTC1 OeRO for Open-edi scenarios shall:

- Act and handle all aspects of registration administration in accordance with this International standard and good business practice.
- Receive and review applications and maintain an accurate register
- Make pubic access to complete details of all register entries available and provide information's as appropriate.

  See further JTC 1 Directives 2.7.2.4, Duties.

9.3 Processing of OeRI submissions

Any organization or individual may submit an application of a scenario, IB or SC to a JTC1 OeRO for Open-edi scenarios. See further JTC 1 Directives Annex E2.3, Criteria for Eligibility of Applicants for Registration. Submitting organizations may submit requests to add OeRIs to a register, to modify OeRIs in a register, or to retire OeRIs in a register. Modifications are of two kinds; simple clarifications that cause no substantive change to an OeRI, and substantive changes that are handled through a supersession process. The stewardship organization shall determine whether a proposed modification is to be handled as an OeRI clarification or OeRI supersession. An OeRO shall accept requests to modify and retire a registered scenario only from the original submitting organization of the scenario. OeRO management shall deny any other request for scenario modification and retirement.

An OeRO may be able to retire a registered scenario as obsolete with a six-month 'wait and warn' period if the following conditions occur:

- ten years elapsed since the scenario was registered
- no scenario update activity by applicant **Persons** or user access

9.3.1 Confidentiality of OeRIs

OeRIs entries shall not contain secret, proprietary or non-publishable material. The OeRO shall make all information within all OeRIs publicly available. See further JTC 1 Directives Annex E2.11, Confidential Information.

9.3.2 OeRI Addition

OeRI addition is the insertion into a register of an OeRI that describes a concept not described by an OeRI already in the register.

9.3.3 OeRI Clarification

Clarifications correct errors in spelling, punctuation, or grammar. An OeRI clarification shall not cause any substantive semantic or technical change to a registered OeRI.

9.3.4 OeRI Supersession

Modification of a registered OeRI that results in substantive semantic or technical change shall be accomplished by including a new OeRI in the register with a new IRBOI and the date on which it superseded the original OeRI. The original OeRI shall remain in the register but shall include the date at which it was superseded, and a reference to the OeRI that superseded it.

© ISO/IEC 2006 – All rights reserved

Copyright International Organization for Standardization
Provided by IHS under license with ISO
No reproduction or networking permitted without license from IHS
Not for Resale

9.3.5 OeRI Retirement

Submitting organizations may submit requests for retirement of registered OeRIs that are no longer useful for producing data. OeRI retirement shall be accomplished by leaving the OeRI in the register, marking it retired, and including the date on which it was retired.

9.3.6 Application procedure for registration

An application for registration starts with the submission of a new OeRI application for registration and terminates with the registration acceptance. The submission shall conform to the following requirements:

- Identification and authentication of **applicant** and confirmation of required conformance to this International Standard
- Language adaptability

Use of English for the minimum required description is mandatory, however the OeRO may permit additional descriptive information in an OeRO-authorized language.

An application for registration of an Open-edi scenario shall be rejected if:

- The scenario to be registered already exists in a register
- The scenario is not executable or referable
- The scenario contains non-publishable information (e.g., classified) or intellectual property right (IPR) restrictions.
- The scenario contains objectionable information from a public order and morals viewpoint

Pre registration procedure

- The OeRO shall call for public comments before registration, however the OeRO has no duty to answer to each comment.

Announcement of registration

- Accepted scenario application is announced to the public after the termination of a 6 month public comment due date.

Post registration procedure

- OeRO shall make access available via electronic mechanism

  See further JTC 1 Directives Annex E2.4, Applications for Registration and Annex E2.13.2, Minimum Content of Forms.

The process for submitting proposals for registration of OeRIs is illustrated in Figure 2, which is patterned after ISO 19135:2005.

© ISO/IEC 2006 – All rights reserved
Copyright International Organization for Standardization
Provided by IHS under license with ISO
No reproduction or networking permitted without license from IHS
Not for Resale

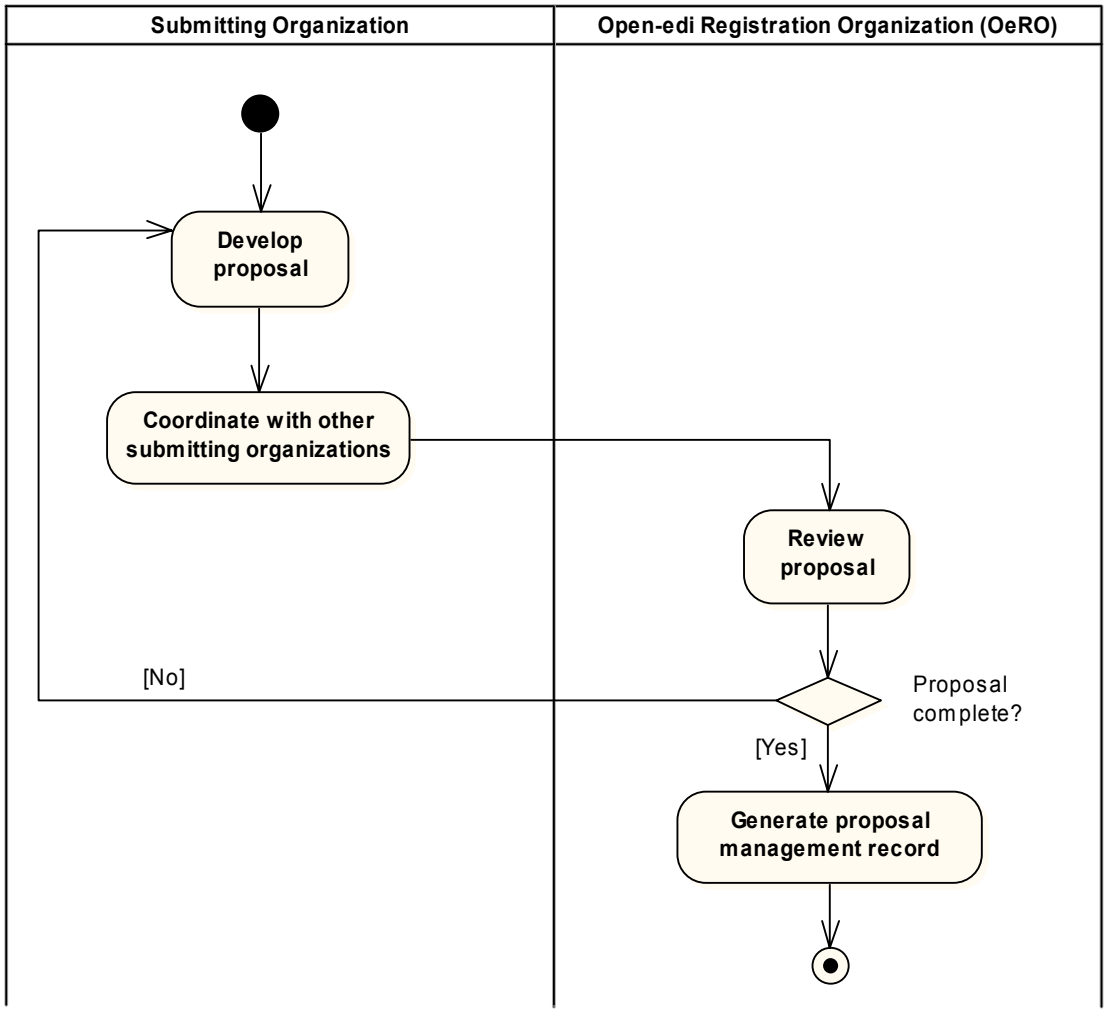

Figure 2 — Submission of proposals for registration

9.3.7 Approval process

The process for determining the acceptability of proposals is illustrated in Figure 3, which is patterned after ISO 19135:2005.

© ISO/IEC 2006 – All rights reserved
Copyright International Organization for Standardization
Provided by IHS under license with ISO
No reproduction or networking permitted without license from IHS
Not for Resale

Approval of an OeRI shall be completed within a time period specified by the OeRA.

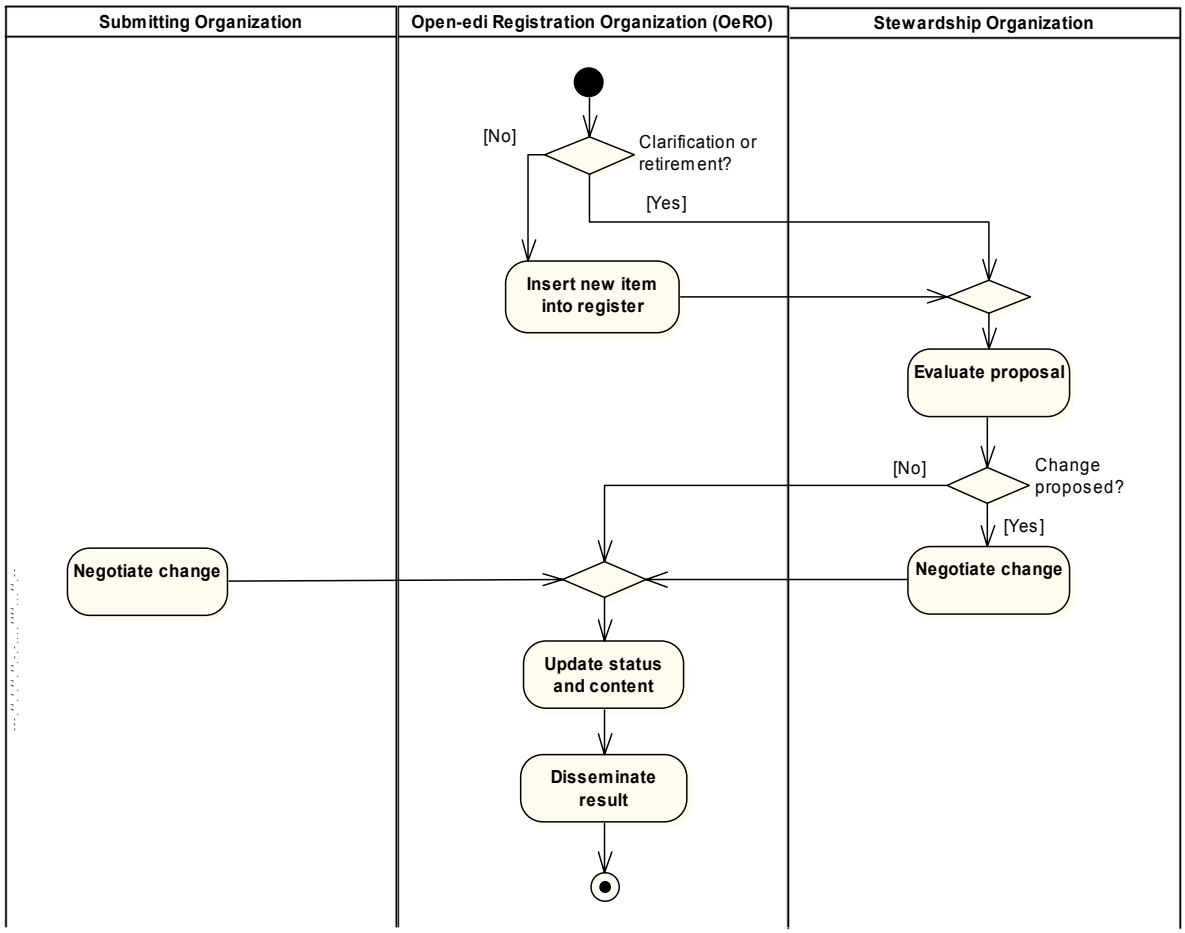

Figure 3 — Approval process

The OeRO shall

a) forward the proposal to the stewardship organization if the proposal is for clarification or retirement of an OeRI;

b) for registration of a new OeRI or modification of an existing OeRI:

   1) insert the new or superseding OeRI into the register

   2) assign an IRBOI to the new or superseding OeRI, as specified in 7.2;

   3) set the registration status to “notValid”; and

   4) forward the proposal to the stewardship organization.

The stewardship organization shall

c) decide to accept the proposal without change, to accept the proposal subject to changes negotiated with the submitting organization, or not to accept the proposal. Criteria for not accepting a proposal include:

   1) the specification of the OeRI is incomplete or incomprehensible;

   2) an identical OeRI already exists in the register;

© ISO/IEC 2006 – All rights reserved
Copyright International Organization for Standardization
Provided by IHS under license with ISO
No reproduction or networking permitted without license from IHS
Not for Resale

3) the proposed OeRI does not belong to an item class included in this register; or

4) the justification for the proposal is inadequate.

d) inform the OeRO of the decision, and the rationale for the decision, within a time limit specified by the OeRA.

The OeRO shall

a) serve as point of contact if there is a need for negotiations between the submitting organization and the stewardship organization regarding changes to the proposal that are specified by the stewardship organization as a condition of acceptance; and

b) inform the submitting organization of the results of processing a proposal.

c) If the decision of the stewardship organization is positive, the OeRO shall:

1) complete the proposal management record with registration status set to 'final', disposition set to 'accepted', and *dateDisposed* to the current date;

2) make approved changes to the content of the OeRI; and

3) set the status of the OeRI to "valid", "superseded", or "retired", as appropriate.

d) If the decision of the stewardship organization is negative:

1) update the proposal management record by setting status to "tentative", disposition to notAccepted', and dateDisposed to the current date;

2) inform the submitting organization of the deadline for appealing the decision of the stewardship organization.

e) disseminate the results of the approval process.

Submitting organizations shall

a) negotiate with the stewardship organization with regard to changes to their proposal that are specified by the stewardship organization as a condition of acceptance; and

b) make known within their respective countries or organizations the decisions taken on proposals by the stewardship organization as transmitted to them by the OeRO.

9.3.8 Withdrawal

Submitting organizations may decide to withdraw a proposal at any time during the approval process.

The OeRO shall

a) change the registration status of the proposal management record from "pending" to "final"; and

b) change the value for disposition to "withdrawn" and the value for dateDisposed to the current date.

9.3.9 Appeal

If there is a dispute between an applicant and OeROs, the OeRO shall make reasonable efforts to resolve the dispute. The OeRO may consult with other OeROs and/or the technical group responsible for the technical standard. See further JTC 1 Directives Annex E2.15, Dispute Resolution.

--`,,```,,,,````-`-`,,`,,`,`,,`---

© ISO/IEC 2006 – All rights reserved

Copyright International Organization for Standardization
Provided by IHS under license with ISO
No reproduction or networking permitted without license from IHS
Not for Resale

A submitting organization may appeal to the OeRA if it disagrees with the decision of a stewardship organization to reject a proposal. An appeal shall contain at a minimum a description of the situation, a justification for the appeal, and a statement of the impact if the appeal is not successful. The appeal process is illustrated in Figure 4. The appeal process is patterned after ISO 19135:2005.

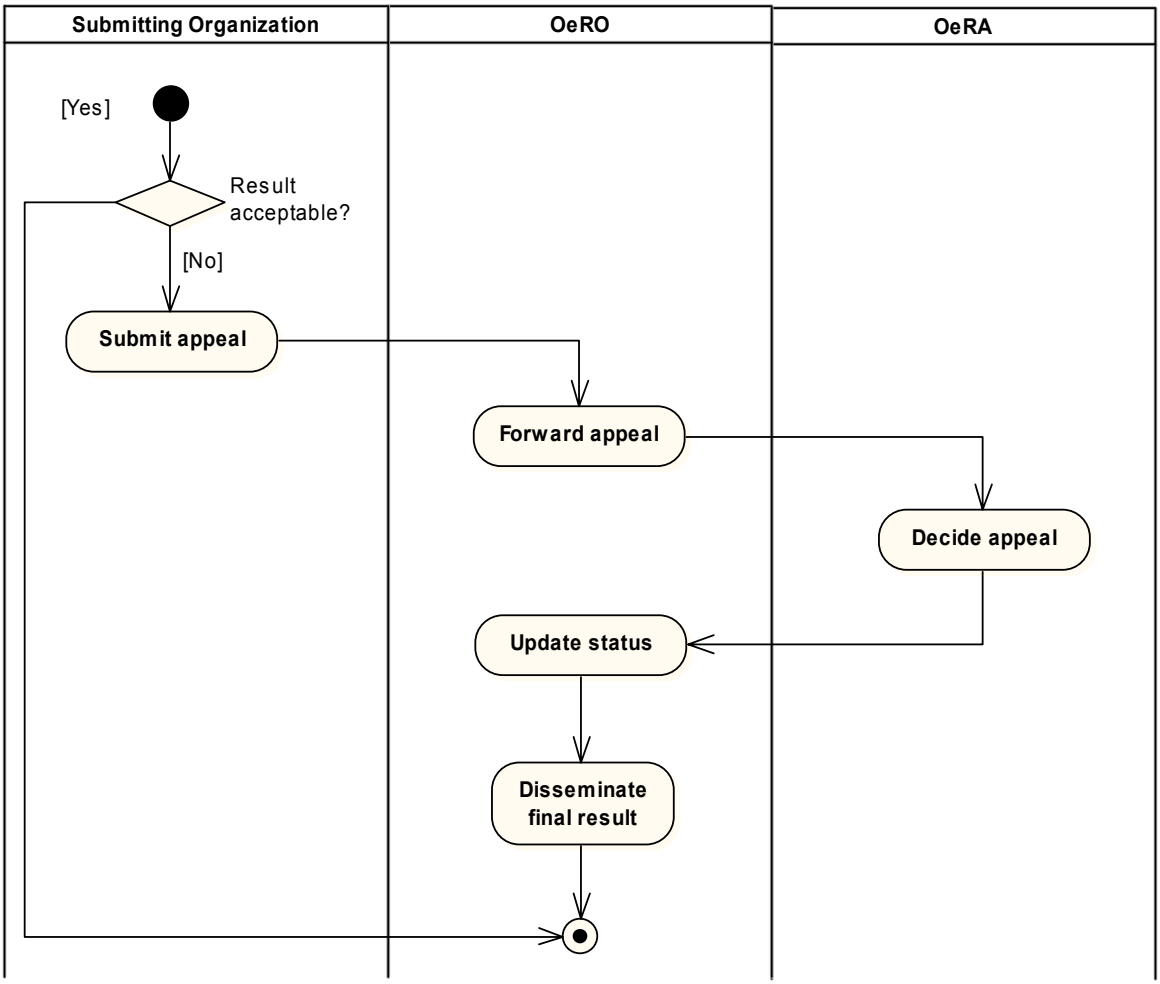

Figure 4 — Appeal process

The submitting organization shall

a) determine if the decision regarding a proposal for registration is acceptable; and

b) if not, submit an appeal to the OeRO.

If there is no appeal by the deadline for submitting an appeal, the register manager shall change the registration status of the proposal management record to ‘final' and change the dateDisposed to the current date.

The OeRO shall

a) forward the appeal to the OeRA.

The OeRA shall

a) process the appeal in conformance with its established procedures (8.2);

--`,,```,,,,````-`-`,,`,,`,`,,`---

© ISO/IEC 2006 – All rights reserved
Copyright International Organization for Standardization
Provided by IHS under license with ISO
No reproduction or networking permitted without license from IHS
Not for Resale

b) decide whether to accept or reject the appeal; and

c) return the result to the OeRO.

The OeRO shall

a) update the disposition and dateDisposed of the proposal management record;

b) update the status of the OeRI; and

c) provide the results of the decision to the stewardship organization and to the submitting organization.

The submitting organization shall:

a) make the results of the appeal known within their country or organization.

9.4 List of submitting organizations

An OeRO shall maintain and publish a register-specific list of all qualified submitting organizations that have submitted proposals for changes to the content of each register that it manages. Each list shall include the **name** and the **contact information** for each submitting organization.

9.5 Publication

The OeRO under the terms of this standard shall maintain a register of all Open-edi scenarios and its packages that it has accepted for registration. The minimum key OeRIs registered (the OeRO can decide and publicly announce) shall be maintained and published in the English language. Technical definitions and Informative contents of the register or individual register entries may be provided in other languages according to the OeRA recommendations.

The OeRO shall provide access at a reasonable cost to all information identified above for all registries via electronic networks. See further JTC 1 Directives Annex E2.12, Publication of the Register.

An OeRO shall ensure that information about valid, superseded, or retired OeRIs in the register is readily available to users. The method for providing this information may depend upon the requirements of the members of the user community.

A transactional approach is recommended to support users with occasional requirements for information about specific OeRIs. The register should be accessible to users through an Internet web site or other electronically processable form, within appropriate access constraints. Register services should support queries based on OeRI names or searches based on keywords occurring in definitions or other elements of information about the OeRI.

A transfer approach is recommended to support users with requirements for frequent access to many of the OeRIs in a register. The OeRO should be prepared to provide copies of the set of valid OeRIs contained in the register as digital data on a physical distribution medium, or on paper. The OeRO should also support a means for updating distributed copies. The OeRO may charge for the cost of reproduction and distribution of such copies.

9.6 Integrity

An OeRO shall ensure, for each register that it manages, that

a) all aspects of the registration process are handled in accordance with good business practice;

b) the content of the register is accurate;

c) only authorised persons can make changes to the register;

d) the register is secured against loss caused by damage to the system on which that register is maintained;

© ISO/IEC 2006 – All rights reserved

Copyright International Organization for Standardization
Provided by IHS under license with ISO
No reproduction or networking permitted without license from IHS
Not for Resale

e) a softcopy of the register is sent to the OeRA at least once a year; and

f) confidential information is safeguarded.

9.7 Registration proposals

The third column of Annex B specifies the obligation and conditionality for Open-edi administration attributes in the submission of a proposal to an OeRO. Additional information requirements may be specified for an item class by the technical standard that specifies that item class. Details may be obtained from the relevant OeRO.

9.8 JTC 1 Directives for the operation of registration authority

See further JTC 1 Directives Annex E2.5, Fees, Annex E2.6, Review and Response to Applications, Annex E2.7, Assignment of Names and Recording of Object Definitions, Annex E2.8, Naming Domain, and Annex E2.9, Rejection of Applications.

10 Register schema

The structure of a register as specified in ISO 19135:2005 Clause 8 is adopted as the Open-edi register schema. Figure 5 depicts the ISO 19135:2005 register schema that supports the full implementation of a register. (Open-edi register attributes in this International Standard concentrate on the characteristics of the OeRI, not on the Open-edi register itself. Open-edi register implementers are encouraged to refer to ISO 19135:2005 Clause 8.).

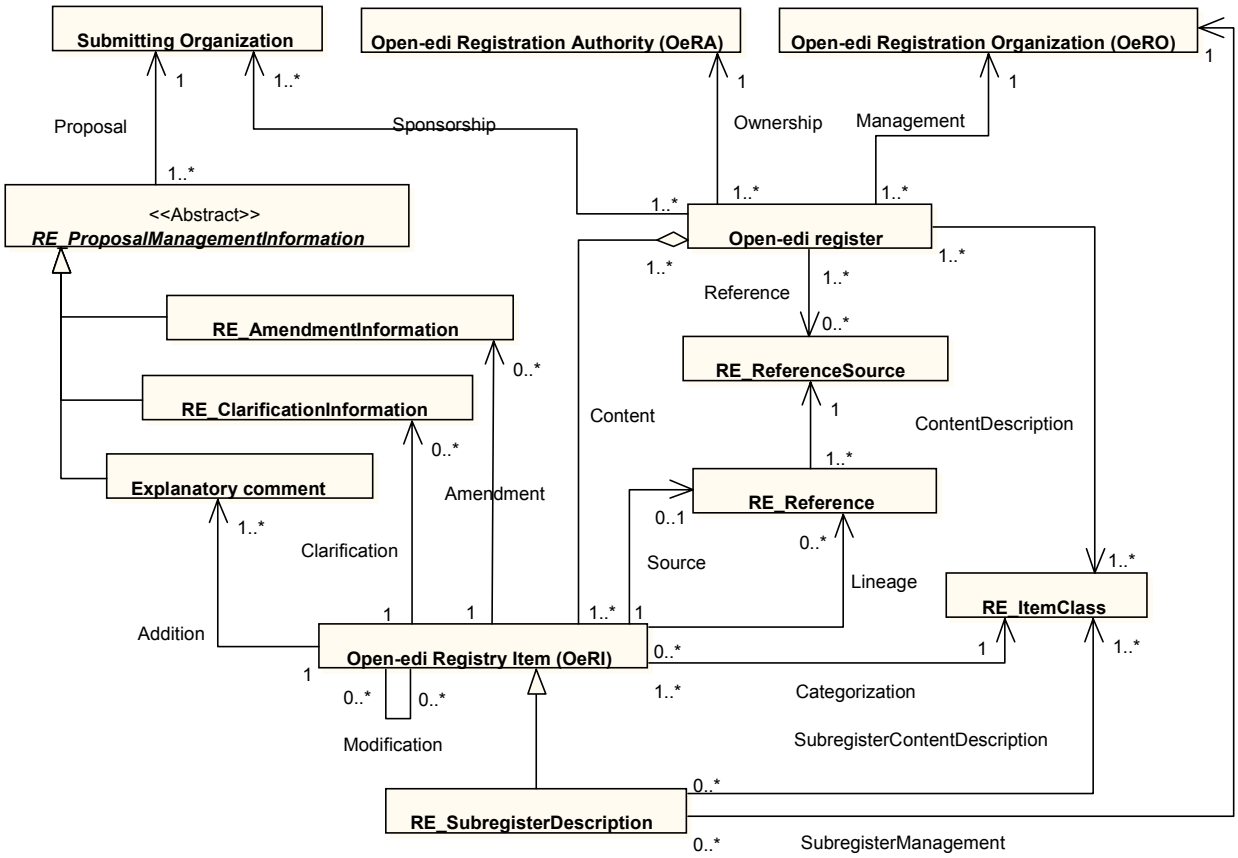

Figure 5 — ISO 19135:2005 register schema

© ISO/IEC 2006 – All rights reserved
Copyright International Organization for Standardization
Provided by IHS under license with ISO
No reproduction or networking permitted without license from IHS
Not for Resale

Annex A
(normative)

Consolidated list of terms and definitions with cultural adaptability: ISO English and ISO French language equivalency[17)]

Clause	*Table of Contents*	*Page*
A.1	Introduction	nnn
A.2	ISO English and ISO French	nnn
A.3	Cultural Adaptability and Quality Control	nnn
A.4	List of Terms in French Alphabetical Order	nnn
A.5	Organization of Annex A, "Consolidated Matrix of Terms and Definitions"	nnn

A.1 Introduction

This standard maximizes the use of existing standards where and whenever possible including relevant and applicable existing terms and definitions. This Annex A contains the consolidated list of the ISO English and ISO French language paired terms and definitions used in this standard including those terms and definitions introduced in this standard. The source is Clause 3 "Definitions" of this Part of ISO/IEC 15944.

A.2 ISO English and ISO French

This standard recognizes that the use of English and French, as natural languages, is not uniform or harmonized globally, as this is the nature of any "natural" language. Not only are there different variations in spellings of the "same words" in the English language (and in some cases in the French language) but also the same semantic may well be written differently, in one variation of usage of the English and/or French language. Other examples include use of Arabic, German, Portuguese, Russian, Spanish, etc., as natural languages in different jurisdictional domains at various levels, including those of provinces, states, cantons, länder, etc.

It should also be noted that different jurisdictional domains may have an official variant of a language as stated through their official dictionaries, terminology bureaus, etc. In addition to the dynamic nature of all languages, English and French as noted above, have many variations including not only the spelling and meaning (semantics) of words, but also the choice of words.

Consequently, the terms "ISO English" and "ISO French" are utilized here to indicate ISO specialized use of English and French as natural languages in the specific context of international standardization, i.e., as a "special language". In addition, ISO standards contain terms and words which are not found in dictionaries. **As such the variant use of the English and French language in this standard is referred to as "ISO English" and "ISO French"** (both here in this Annex A for Part 2 as well as in the other Parts of this multipart standard)[18)].

17) The Annex A is based on the approach taken for this multipart standard established in "Annex A (Normative)" as found in Part 1 of ISO/IEC 15944-1:2002.

18) Annex A in ISO/IEC 5218:2004 takes a similar approach.

© ISO/IEC 2006 – All rights reserved

Copyright International Organization for Standardization
Provided by IHS under license with ISO
No reproduction or networking permitted without license from IHS
Not for Resale

A.3 Cultural adaptability and quality control

ISO/IEC JTC1 has added "cultural adaptability" as the third strategic direction which all its standards development work should support. The two other existing strategic directions are "portability" and "interoperability". In part due to resource constraints, not all ISO/IEC JTC1 standards are being provided in more than one language, i.e., in addition to "ISO English" (and "ISO/IEC French")".

Because terms and definitions are an essential part of a standard, this Annex A serves to support the "cultural adaptability" aspects of standards as required by ISO/IEC JTC1. Its purpose is to ensure that if, for whatever reason, an ISO/IEC JTC1 standard is developed in one ISO/IEC "official" language only, at the minimum, the terms and definitions are made available in more than one language.

Key benefits in the translation of terms and definitions (and presenting them in matrix form) is that such work at providing bilingual/multilingual equivalency:

- adds a level of a "quality control check" in that establishing an equivalency in another language ferrets out "hidden" ambiguities in the source language. Often it is only in the translation that ambiguities in the meaning, i.e., semantics, of the term/definition are discovered. Ensuring bilingual/multilingual equivalency of terms/definition should thus be considered akin to a minimum "ISO 9000-like" quality control check[19];

- recognizes that in languages, other than English, the gender of the term is important as the same word, i.e. character string, may have a completely different meaning depending on its gender[20]

- enhances the widespread adoption and use of standards world-wide. This is especially relevant to users of this standard who include various industry sectors, different legal perspectives, policy makers and consumer representatives, other standards developers, IT hardware and service providers, etc.; and,

- takes an IT-enabled approach and one which promotes interoperability from both an IT and human interface[21] perspectives. This is that an essential aspect of this approach is to utilize the unique and unambiguous composite identifier of each term/definition pair (as per ISO/IEC JTC1 Directives for identifying a definition in Clause 3) as the ID code with which are associated multiple bilingual/multilingual textual equivalent representations.

A.4 List of Terms in French Alphabetical Order

Generally, within a standard, the Clause 3 terms and definitions are presented in alphabetical order and assigned Clause 3.nn ID numbers accordingly. The Consolidated Matrix of terms and definitions presented below does the same.

In order to facilitate the identification of the terms in the French language the following list presents them in French alphabetical order along with their English language equivalents in a table of three columns where

- Column 1 = the number assigned to the term/definition pair in Clause 3
- Column 2 = the Term –French
- Column 3 = the Term - English

---

19) No ISO 9000-type standards exist pertaining to the quality, integrity and unambiguity of the "data" or "data element" itself, let alone unambiguity in its semantics.

20) See further Clause 6.2.6 "Gender and Official Languages", in ISO/IEC 15944-5:2006. and the examples provided.

21) See further the (ISO/IEC 15944-2:2006) definitions for "IT-interface equivalent" and "Human Interface Equivalent (HIE)".

--`,,```,,,,````-`-,,`,,`,`,,`---

© ISO/IEC 2006 – All rights reserved
Copyright International Organization for Standardization
Provided by IHS under license with ISO
No reproduction or networking permitted without license from IHS
Not for Resale

Annex A.4 List of Terms in French Alphabetical Order		
Clause 3 Number (1)	Term – French (2)	Term-English (3)
3.01	adresse	address
3.75	adresse d'organisation	organization address
3.66	adresse d'Organisation d'enregistrement d'EDI ouvert	Open-edi Registration Organization address
3.32	adresse électronique	electronic address
3.80	adresse physique	physical address
3.05	affaires	business
3.54	ajout OeRI	OeRI addition
3.70	article d'enregistement d'EDI ouvert (OeRI)	Open-edi Registry Item (OeRI)
3.04	attribut	attribute
3.63	attribut d'administration d'enregistrement d'EDI ouvert	Open-edi registration administration attribute
3.104	attribut de scénario	scenario attribute
3.107	attribut de specification de scénario	scenario specification attribute
3.64	Autorité d'enregistrement d'EDI ouvert (OeRA)	Open-edi Registration Authority (OeRA)
3.73	autorité de commandite d'EDI ouvert	Open-edi sponsoring authority
3.110	Autorité de source (AS)	Source Authority (SA)
3.14	Autorité de source du domaine codé (cdSA)	coded domain Source Authority (cdSA)
3.103	base de règles	rulebase
3.55	clarification OeRI	OeRI clarification
3.44	classe d'article	item class
3.53	classe d'objets	object class
3.57	code de langue d'un OeRI	OeRI language code
3.30	code de langue de la documention	documentation language code
3.86	code de langue du document de référence	reference document language code
3.37	code ID	ID Code
3.49	codet de langue	language code
3.109	Composant sémantique (SC, Semantic Component)	Semantic Component (SC)
3.105	composante de scénario	scenario component
3.19	Contact	Contact
3.94	Contact de registraire	registrar Contact
3.106	contenu de scénario	scenario content
3.18	contrainte	constraint
3.34	contrainte externe	external constraint
3.41	contrainte interne	internal constraint

© ISO/IEC 2006 – All rights reserved

Copyright International Organization for Standardization
Provided by IHS under license with ISO
No reproduction or networking permitted without license from IHS
Not for Resale

Annex A.4 List of Terms in French Alphabetical Order		
3.68	d'Organisation d'enregistrement d'EDI ouvert	Open-edi Registration Organization name
3.26	date	date
3.31	date d'entrée en vigueur	effective date
3.24	date de création	creation date
3.117	date limite	until date
3.28	définition	definition
3.12	description de changement	change description
3.88	description du type de document de référence	reference document type description
3.29	designation	designation
3.84	document de référence	reference document
3.13	domaine codé	coded domain
3.46	domaine juridictionnel	jurisdictional domain
3.25	élément de données	data element
3.50	emplacement	location
3.15	engagement	commitment
3.95	enregistrement	registration
3.35	Équivalent d'Interface humaine (ÉIH)	Human Interface Equivalent (HIE)
3.45	équivalent d'interface TI	IT interface equivalent
3.40	Faisceau d'informations (IB, Information Bundle)	Information Bundle (IB)
3.71	fiche d'enregistrement d'EDI ouvert	Open-edi registry record
3.112	gérance (d'un OeRI)	stewardship (of OeRI)
3.91	gestionnaire de registre	register manager
3.56	harmonisation OeRI	OeRI harmonization
3.39	identificateur (transaction d'affaires)	identifier (in business transaction)
3.16	identificateur composite	composite identifier
3.07	identificateur d'objet d'affaires	business object identifier
3.42	identificateur d'objet d'affaires d'enregistrement international (IRBOI)	International Registration Business Object Identifier (IRBOI)
3.67	Identificateur d'Organisation d'enregistrement d'EDI ouvert (OeORI)	Open-edi Registration Organization Identifier (OeORI)
3.108	identificateur de composante sémantique	SC identifier
3.85	identificateur de document de référence	reference document identifier
3.47	identificateur de domaine juridictionnel	jurisdictional domain identifier
3.43	identificateur de norme internationale	International Standard Identifier
3.118	identificateur de version	version identifier
3.36	Identificateur IB	IB Identifier
3.38	identification	identification

--`,,```,,,,````-`-`,,`,,`,`,,`---
© ISO/IEC 2006 – All rights reserved
Copyright International Organization for Standardization
Provided by IHS under license with ISO
No reproduction or networking permitted without license from IHS
Not for Resale

Annex A.4 List of Terms in French Alphabetical Order		
3.20	information de Contact	Contact Information
3.83	information enregistrée	recorded information
3.17	intégrité informatique	computational integrity
3.33	label d'entrée	entry label
3.52	langage naturel	natural language
3.48	langue	language
3.27	langue de facto	de facto language
3.60	langue officielle	official language
3.58	mise hors service OeRI	OeRI retirement
3.51	nom	name
3.76	nom d'organisation	organization name
3.21	nom de Contact	Contact name
3.116	non-ambigu	unambiguous
3.111	norme	standard
3.02	note administrative	administrative note
3.06	objet d'affaires	business object
3.74	organisation	organization
3.65	Organisation d'enregistrement d'EDI ouvert (OeRO)	Open-edi Registration Organization (OeRO)
3.113	organisation de gérance	stewardship organization
3.89	organisation de référence	reference organization
3.96	organisme d'enregistrement	Registration Authority (RA)
3.23	organisme de contrôle	control body
3.77	origine	origin
3.79	persona	persona
3.78	Personne	Person
3.81	principe	principle
3.82	processus	process
3.92	propriétaire de registre	register owner
3.93	registraire	registrar
3.90	registre	register
3.99	registre	registry
3.62	registre d'EDI ouvert	Open-edi register
3.69	Registre d'EDI ouvert	Open-edi Registry (OeR)
3.102	règle	rule
3.59	remplacement OeRI	OeRI supersession
3.03	requérant (d'un OeRI)	applicant (for an OeRI)

© ISO/IEC 2006 – All rights reserved

Copyright International Organization for Standardization
Provided by IHS under license with ISO
No reproduction or networking permitted without license from IHS
Not for Resale

Annex A.4 List of Terms in French Alphabetical Order		
3.101	rôle	role
3.72	scénario d'EDI-ouvert	Open-edi scenario (OeS)
3.97	schéma d'enregistrement, (RS)	Registration Schema (RS)
3.114	soumission (d'un OeRI)	submission (of OeRI)
3.98	statut d'enregistrement	registration status
3.08	statut d'objet d'affaires	business object status
3.61	Technique de description d'EDI-ouvert	Open-edi Description Technique (OeDT)
3.87	titre de document de référence	reference document title
3.22	titre de poste du Contact	Contact position title
3.11	transaction d'affaires	business transaction
3.09	type d'objet d'affaires	business object type
3.10	Vue opérationnelle des affaires (BOV, Business Operational View)	Business Operational View (BOV)

A.5 Organization of Annex A[22]: Consolidated Matrix of Terms and Definitions

The terms/definitions are organized in matrix form in alphabetical order (English language) as found in Clause 3. The columns in the matrix are as follows:

Col. No.	Use
1	ID as per this Part of ISO/IEC 15944-2 as stated in its Clause 3, i.e., as the "nnn" in "3.nnn".
2	Source. International standard referenced or ISO/IEC 15944-2
3	ISO English Language - Term
4	Gender of the ISO English Language Term+
5	ISO English Language - Definition
6	ISO French Language – Term*
7	Gender of the French Language Term+
8	ISO French Language – Definition*

The primary reason for organizing the columns in this order is to facilitate the addition of equivalent terms/definitions in other languages as added sets of three columns, (e.g., Chinese, Spanish, Japanese, German, Russian, Korean, etc.).

+ The codes representing gender of terms in natural languages are those based on ISO/IEC 15944-5:2006, Clause 6.2.6 titled "*Gender and Official Languages*" which means that for

22) One should consider Annex A: (1) to be a matrix-based approach to the English and French elements already found in any part of the ISO/IEC 2382 *Information technology-Vocabulary standard*; (2) as an approach which is expandable for multilingual purposes; and,(3) a necessary component in being able to reference any standard cited.

--`,,```,,,,````-`-`,,`,,`,`,,`---
© ISO/IEC 2006 – All rights reserved
Copyright International Organization for Standardization
Provided by IHS under license with ISO
No reproduction or networking permitted without license from IHS
Not for Resale

- ISO English, in Column 4, the gender code = “09” since the English language does not have gender in its grammar; and,

- ISO French, in Column 7, the possible gender codes are “01 = masculine/masculine”, “02 = feminine/feminine; or “03 = neuter/neutre”.

* Use of an asterisk (*) in Column 2 indicates that the ISO standard referenced (other than ISO/IEC 15944-2 or in another Part of ISO/IEC 15944) in Column (2) does not have an ISO French language version. For these terms and definitions, ISO/IEC 15944 is providing the ISO French language equivalent.

© ISO/IEC 2006 – All rights reserved
Copyright International Organization for Standardization
Provided by IHS under license with ISO
No reproduction or networking permitted without license from IHS
Not for Resale

A.6 Consolidated Matrix of ISO/IEC 15944-2 Terms and Definitions in English and French

Identification		*ISO English*			*ISO French*		
Term ID	**Source**	**Term**	G	**Definition**	Term	G	Definition
(1)	(2)	(3)	(4)	(5)	(6)	(7)	(8)
1	ISO/IEC 15944-2:2006 (3.1)	address	09	set of **data elements** that specifies a **location** to which a **recorded information** item(s), a **business object**(s), a material object(s) and/or a person(s) can be sent or from which it can be received NOTE 1 An address can be specified as either a physical address and/or electronic address. NOTE 2 In the identification, referencing and retrieving of registered business objects, it is necessary to state whether the pertinent recorded information is available in both physical and virtual forms. NOTE 3 In the context of Open-edi, a "recorded information item" is modelled and registered as an Open-edi scenario (OeS), Information Bundle (IB) or Semantic Component (SC)	adresse	02	ensemble d'éléments de données servant à préciser l'**emplacement** où on peut envoyer ou recevoir un élément d'**information enregistrée**, un **objet** d'**affaires**, un objet materiel et/ou une (ou des) personne (s) NOTE 1 Une adresse peut être spécifiée comme étant physique et/ou électronique. NOTE 2 Dans l'identification, le référencement et l'extraction des objets d'affaires enregistrés, il est nécessaire d'énoncer si l'information enregistrée pertinente est disponible à la fois sous formes physiques et virtuelles. NOTE 3 Dans le contexte de l'EDI-ouvert, un « article d'information enregistrée » est modélisé et enregistré comme scénario d'EDI-ouvert (OeS), Faisceau d'information (IB) ou Composante sémantique (SC).
2	ISO/IEC 15944-2:2006, (3.2)	administrative note	09	general note about the **OeRI**	note administrative	02	note générale concernant l'**OeRI**

© ISO/IEC 2006 – All rights reserved
Copyright International Organization for Standardization
Provided by IHS under license with ISO
No reproduction or networking permitted without license from IHS
Not for Resale

Identification		*ISO English*			*ISO French*		
Term ID	**Source**	**Term**	G	**Definition**	Term	G	Definition
(1)	(2)	(3)	(4)	(5)	(6)	(7)	(8)
3	ISO/IEC 15944-2:2006 (3.3)	applicant (for an OeRI)	09	**Person** who requests the assignment of an **OeRI** and an associated **entry label** NOTE An applicant can be an individual, organization, or public administration	requérant (d'un OeRI)	01	**Personne** qui demande l'attribution d'un **OeRI** et et d'un **label d'entrée** connexe NOTE Un requérant peut être un individu, une organisation ou une administration publique.
4	ISO/IEC 11179-3:2003 (3.1.3)	attribute	09	characteristic of an object or entity	attribut	01	caractéristique d'un objet ou d'une entité.
5	ISO/IEC 14662:2004 (3.1.2)	business	09	series of **processes**, each having a clearly understood purpose, involving more than one **Person**, realised through the exchange of **recorded information** and directed towards some mutually agreed upon goal, extending over a period of time	affaires	01	série de **processus**, ayant chacun une finalité clairement définie, impliquant plus d'une **Personne**, réalisés par échange d'**information enregistrée** et tendant à l'accomplissement d'un objectif accepté par accord mutuel pour une certaine période de temps.
6	ISO/IEC 15944-2:2006 (3.6)	business object	09	**unambiguously** identified, specified, referenceable, registered and re-useable **Open-edi scenario** or **scenario component** of a **business** transaction NOTE As an “object”, a “business object” exists only in the context of a business transaction.	objet d'affaires	01	scénario d'EDI ouvert (ou **composante de scénario**) d'une **transaction d'affaires** qui est identifié, spécifié, référençable, enregistré et réutilisable de manière **non ambigue** NOTE En tant qu' « objet », un « objet d'affaires » n'existe que dans le contexte d'une transaction d'affaires.
7	ISO/IEC 15944-2:2006 (3.7)	business object identifier	09	unique identifier of a **business object** in an **OeRI** within an **Open-edi Registration Organization(OeRO)**	identificateur d'objet d'affaires	01	identificateur unique d'un **objet d'affaires** dans un **OeRI** à l'intérieur d'une **Organisation d'enregistrement d'EDI ouvert (OeRO)**
8	ISO/IEC 15944-2:2005 (3.8)	business object status	09	**designation** of the status in the administrative **process** of a **Open-edi Registration Organization for handling OeRI**	statut d'objet d'affaires	01	**designation** du statut d'une **Organisation d'enregistrement d'EDI ouvert**, durant le **processus** administrative, pour la manipulation des **OeR**

© ISO/IEC 2006 – All rights reserved
Copyright International Organization for Standardization
Provided by IHS under license with ISO
No reproduction or networking permitted without license from IHS
Not for Resale

Identification		*ISO English*			*ISO French*		
Term ID	**Source**	**Term**	G	**Definition**	Term	G	Definition
(1)	(2)	(3)	(4)	(5)	(6)	(7)	(8)
9	ISO/IEC 2nd FCD 15944-2:2005 (3.9)	business object type	09	**coded domain** for the type of **business** object being registered, i.e., **Open-edi scenario**, **IB** or **SC**	type d'objet d'affaires	01	**domaine code** pour le **type d'objet d'affaires** étant enregistré, c.-à.-d. **scénario d'EDI ouvert**, **faisceau d'information**, ou **composante sémantique**
10	ISO/IEC 14662:2004 (3.1.3)	Business Operational View (BOV)	09	perspective of **business transactions** limited to those aspects regarding the making of **business** decisions and **commitments** among **Persons**, which are needed for the description of a **business** transaction	Vue opérationnelle des affaires (BOV, Business Operational View)	02	vue perspective sur les transactions d'**affaires**, restreinte à ceux des aspects relatifs à la prise par les **Personnes** de décisions et d'**engagements** concernant leurs **affaires** qui sont nécessaires pour décrire une **transaction d'affaires**.
11	ISO/IEC 14662:2004 (3.1.4)	business transaction	09	predefined set of activities and/or **processes** of **Persons** which is initiated by a **Person** to accomplish an explicitly shared **business** goal and terminated upon recognition of one of the agreed conclusions by all the involved **Persons** although some of the recognition may be implicit	transaction d'affaires	02	ensemble prédéterminé d'activités et/ou de processus menées par des **Personnes** et/ou de procédures qu'elles suivent, déclenché par une **Personne** qui vise à atteindre dans les **affaires** un but expressément partagé, terminé lorsqu'est observée une des conclusions convenues par toutes les **Personnes** prenantes, bien que cette observation puisse être partiellement implicite.

© ISO/IEC 2006 – All rights reserved
Copyright International Organization for Standardization
Provided by IHS under license with ISO
No reproduction or networking permitted without license from IHS
Not for Resale

Identification		*ISO English*			*ISO French*		
Term ID	**Source**	**Term**	G	**Definition**	Term	G	Definition
(1)	(2)	(3)	(4)	(5)	(6)	(7)	(8)
12	ISO/IEC 15944-2:2006 (3.12)	change description	09	description of why and how the **OeRI** has been modified since the prior version of the **OeRI** NOTE It is advised that such a change description be accompanied by the "original " template values utilized and a "change template" indicating which "Decision Code(s)" has been changed as well as the date the change will take effect.	description de changement	02	description du pourquoi et du comment l'**OeRI** a été modifié depuis sa version précédente NOTE Il est recommandé d'accompagner un tel changement des valeurs de gabarit « originales » utilisées, et d'un « gabarit de changements » indiquant quel(s) « code(s) de décision » ont été changés, ainsi que la date à laquelle le changement prend effet.
13	ISO/IEC 15944-2:2006 (3.13)	coded domain	09	domain for which (1) the boundaries are defined and explicitly stated as a **rulebase** of a **coded domain** Source Authority; and, (2) each entity which qualifies as a member of that domain is identified through the assignment of a unique **ID code** in accordance with the **applicable Registration Schema** of that **Source Authority**. NOTE 1 The rules governing the assignment of an ID code to members of a coded domain reside with its Source Authority and form part of the Coded Domain Registration Schema of the Source Authority. NOTE 2 Source Authorities which are jurisdictional domains are the primary source of coded domains. NOTE 3 A coded domain is a data set for which the contents of the data element values are predetermined and defined according to the rulebase of its Source Authority and as such have predefined semantics.	domaine codé	01	domaine pour lequel (1) les limites sont définies et explicitement énoncées comme **base de règles** de **l'Autorité de source** d'un **domaine codé** ; et (2) chaque entité se qualifiant comme membre de ce domaine est identifiée grâce à l'attribution d'un **code ID** unique conformément au **Schéma d'enregistrement** applicable de cette Autorité de source. NOTE 1 Les règles régissant l'attribution d'un code aux membres d'un domaine codé résident dans son Autorité de source et font partie du Schéma d'enregistrement du domaine codé de l'Autorité de source. NOTE 2 Les Autorités de source qui sont des domaines juridictionnels sont la source primaire des domaines codés. NOTE 3 Un domaine codé est un ensemble de données pour lequel

© ISO/IEC 2006 – All rights reserved
Copyright International Organization for Standardization
Provided by IHS under license with ISO
No reproduction or networking permitted without license from IHS
Not for Resale

Identification		*ISO English*			*ISO French*		
Term ID	**Source**	**Term**	G	**Definition**	Term	G	Definition
(1)	(2)	(3)	(4)	(5)	(6)	(7)	(8)
				NOTE 4 Associated with a code in a coded domain can be: - one or more equivalent codes; - one and/or more equivalent representations especially those in the form of Human Interface Equivalent (HIE) (linguistic) expressions. NOTE 5 In a coded domain the rules for assignment and structuring of the ID codes must be specified. NOTE 6 Where an entity as member of a coded domain is allowed to have, i.e., assigned, more than one ID code, i.e., as equivalent ID codes (possibly including names), one of these must be specified as the pivot ID code. NOTE 7 A coded domain in turn can consist of two or more coded domains, i.e., through the application of the inheritance principle of object classes. NOTE 8 A coded domain may contain ID code which pertain to predefined conditions other than qualification of membership of entities in the coded domain. Further, the rules governing a coded domain may or may not provide for user extensions. EXAMPLE Common examples include: (1) the use of ID Code "0" (or "00", etc.) for “Others, (2) the use of ID Code "9" (or "99", etc.) for “Not Applicable”; (3) the use of “8” (or “98”) for “Not Known”; and/or if required, (4) the pre-reservation of a series of ID codes for use of “user extensions”.			le contenu des valeurs des éléments de données est prédéterminé et défini conformément à la base de règles de son Autorité de source et, à ce titre, à une sémantique prédéfinie. NOTE 4 Peuvent être associés à un code dans un domaine codé : - un ou plusieurs codes équivalents : - une et/ou plusieurs représentations équivalentes, surtout celles qui sont sous forme d'expressions d'Équivalents d'interface humaine (EIH) (linguistique). NOTE 5 Dans un domaine codé, les règles d'attribution et de structuration des codes d'identité doivent être spécifiées. NOTE 6 Lorsqu'on permet à une identité à titre de membre d'un domaine codé d'avoir, c.-à-d. de se voir attribué, plus d'un code d'identité, c.-à-d. des codes d'identité équivalents (pouvant inclure des noms), l'un de ces codes doit être spécifié à titre de code d'identité pivot. NOTE 7 Un domaine codé peut à son tour se composer de plusieurs domaines codés grâce à l'application du principe d'héritage des classes d'objet. NOTE 8 Un domaine codé peut contenir un code d'identité relatif à

--`,,```,,,,````-`-`,,`,,`,`,,`---
Copyright International Organization for Standardization
Provided by IHS under license with ISO
No reproduction or networking permitted without license from IHS
© ISO/IEC 2006 – All rights reserved
Not for Resale

Identification		*ISO English*			*ISO French*		
Term ID	**Source**	**Term**	G	**Definition**	Term	G	Definition
(1)	(2)	(3)	(4)	(5)	(6)	(7)	(8)
				NOTE 9 In object methodology, entities which are members of a coded domain are referred to as instances of a class. EXAMPLE In UML modelling notation, an ID code is viewed as an instance of an object class.			des conditions prédéfinies autres que la qualification d'appartenance des entités du domaine codé. De plus, les règles régissant un domaine codé peuvent ou non contenir des extensions utilisateur. EXEMPLE Exemples courants: (1) l'utilisation du code d'identité «0» (ou «00», etc.) pour «Autres», (2) l'utilisation du code d'identité «9» (ou «99», etc.) pour «Sans objet»; (3) l'utilisation du code d'identité «8» (ou «98») pour «Inconnu»; et/ou, si nécessaire, (4) la pré-réservation d'une série de codes d'identité pour l'utilisation d'extensions utilisateur». NOTE 9 Dans la méthodologie objet, les entités membres d'un domaine codé s'appellent «instances d'une classe». EXEMPLE Dans la notation modélisée UML, un code d'identité est considéré comme une instance de classe d'objet.
14	ISO/IEC 15944-2:2006 (3.14)	coded domain Source Authority (cdSA)	09	**Person**, usually an **organization**, as a Source Authority which sets the **rules** governing a **coded domain** NOTE 1 Source Authority is a role of a Person and for widely used coded domains the coded domain Source Authority is often a jurisdictional domain. NOTE 2 Specific sectors, (e.g., banking, transport,	Autorité de source du domaine codé (cdSA)	02	**Personne**, habituellement une **organisation**, qui établit les **règles** régissant un **domaine codé** en tant qu'Autorité de source. NOTE 1 L'Autorité de source est un rôle d'une Personne et, pour les domaines codés largement utilisés, l'Autorité de source du domaine codé est souvent un domaine

© ISO/IEC 2006 – All rights reserved
Copyright International Organization for Standardization
Provided by IHS under license with ISO
No reproduction or networking permitted without license from IHS
Not for Resale

Identification		*ISO English*			*ISO French*		
Term ID	**Source**	**Term**	G	**Definition**	Term	G	Definition
(1)	(2)	(3)	(4)	(5)	(6)	(7)	(8)
				geomatics, agriculture, etc.), may have particular coded domain Source Authority(ies) whose coded domains are used in many other sectors. NOTE 3 A coded domain Source Authority usually also functions as a Registration Authority but can use an agent, i.e., another Person, to execute the registration function on its behalf.			juridictionnel. NOTE 2 Des secteurs spécifiques (par ex. le domaine bancaire, les transports, la géomatique, l'agriculture, etc.) peuvent avoir une (des) Autorité(s) de source du domaine codé dont les domaines codés sont utilisés dans d'autres secteurs. NOTE 3 Une Autorité de source du domaine codé fonctionne aussi habituellement comme Autorité d'enregistrement, mais peut utiliser un agent, c.-à.-d. une autre Personne, pour exécuter la fonction d'enregistrement à sa place.
15	ISO/IEC 15944-1:2002 (3.9)	commitment	09	making or accepting of a right, obligation, liability or responsibility by a **Person** that is capable of enforcement in the **jurisdictional domain** in which the **commitment** is made	engagement	01	création ou acceptation d'un droit, d'une obligation, d'une dette ou d'une responsabilité par une **Personne** qui est apte à appliquer le domain jurisdictionel conformément à laquelle l'**engagement** est pris.
16	ISO/IEC 15944-2:2005 (3.16)	composite identifier	09	identifier (in a **business** transaction) functioning as a single unique identifier consisting of one or more other identifiers, and/or one or more other **data elements**, whose interworkings are **rule**-based NOTE 1 Identifiers (in business transactions) are for the most part composite identifiers. NOTE 2 The rules governing the structure and working of a composite identifier should be specified. NOTE 3 Most widely used	identificateur composite	01	identificateur (dans une transaction d'**affaires**) fonctionnant comme identificateur simple et unique comprenant un ou plusieurs identificateurs et/ou un ou plusieurs éléments de données, dont les interconnexions sont basées sur des **règles**. NOTE 1 Les identificateurs (dans les transactions d'affaires) sont pour la plupart des identificateurs composites.

© ISO/IEC 2006 – All rights reserved
Copyright International Organization for Standardization
Provided by IHS under license with ISO
No reproduction or networking permitted without license from IHS
Not for Resale

Identification		*ISO English*			*ISO French*		
Term ID	**Source**	**Term**	G	**Definition**	Term	G	Definition
(1)	(2)	(3)	(4)	(5)	(6)	(7)	(8)
				composite identifiers consist of the combinations of: - the ID of the overall identification/numbering schema, (e.g., ISO/IEC 6532, ISO/IEC 7812, ISO/IEC 7506, UPC/EAN, ITU-T E.164, etc.), which is often assumed; - the ID of the issuing organization (often based on a block numeric numbering schema); and, - the ID of the entities forming part of members of the coded domain of each issuing organization.			NOTES 2 Les règles régissant la structure et le fonctionnement d'un identificateur composite doivent être spécifiées. NOTE 3 Les identificateurs composites les plus communément utilisés se composent de combinaisons (1) de l'identité du schéma d'identification/numérotation global (par ex. ISO/IEC 6532, ISO/CEI 7812, ISO/CEI 7506, UPC/EAN, ITU-T E.164, etc.), qui est souvent assumé ; (2) de l'identité de l'organisation émettrice (souvent basé sur un schéma de numérotation numérique par blocs); et, (3) l'identité des entités faisant partie de membres du domaine codé de chaque organisation émettrice.
17	ISO/IEC 2nd FCD 15944-2:2005 (3.18)	computational integrity	09	expression of a **standard** in a form that ensures precise description of behaviour and semantics in a manner that allows for automated processing to occur, and the managed evolution of such **standards** in a way that enables dynamic introduction by the next generation of information systems. NOTE Open-edi standards have been designed to be able to support computational integrity requirements especially from a registration and re-use of business objects perspectives.	intégrité informatique	02	expression d'un **norme** sous une forme qui assure la description précise du comportement et de la sémantique d'une façon qui permet un traitement automatique, ainsi que l'évolution gérée de ces **normes** d'une manière qui permet une introduction dynamique par la génération suivante de systèmes informatiques. NOTE [French equivalent needs to be verified and NOTE added

--`,,```,,,,````-`-`,,`,,`,`,,`---

© ISO/IEC 2006 – All rights reserved
Copyright International Organization for Standardization
Provided by IHS under license with ISO
No reproduction or networking permitted without license from IHS
Not for Resale

Identification		*ISO English*			*ISO French*		
Term ID	**Source**	**Term**	G	**Definition**	Term	G	Definition
(1)	(2)	(3)	(4)	(5)	(6)	(7)	(8)
18	ISO/IEC 15944-1:2002 (3.11)	constraint	09	**rule**, explicitly stated, that prescribes, limits, governs or specifies any aspect of a **business** transaction NOTE 1 Constraints are specified as rules forming part of components of Open-edi scenarios, i.e., as scenario attributes, roles, and/or information bundles. NOTE 2 For constraints to be registered for implementation in Open-edi, they must have unique and unambiguous identifiers. NOTE 3 A constraint may be agreed to among parties (condition of contract) and is therefore considered an "internal constraint". Or a constraint may be imposed on parties, (e.g., laws, regulations, etc.), and is therefore considered an "external constraint".	contrainte	02	**règle**, énoncée explicitement, qui prescrit, limite, régit ou spécifie tout aspect d'une **transaction d'affaires**. NOTE 1 Les contraintes sont spécifiées comme des règles faisant partie de composantes de scénarios d'EDI-ouvert, c.-à-d. d'attributs de scénarios, de rôles, et/ou de faisceaux d'information. NOTE 2 Les contraintes doivent avoir des identificateurs uniques et non-ambigus afin d'être enregistrées pour application dans l'EDI-ouvert. NOTE 3 Une contrainte peut faire l'objet d'un accord entre des parties (clause du contrat), et est par conséquent considérée comme «contrainte interne». Ou une contrainte peut être imposée à des parties (par ex. des lois, des règlements, etc.), et est par conséquent considérée comme une «contrainte externe».
19	ISO/IEC 11179-3:2003 (3.3.26)	Contact	09	instance of a **role** of a **Person** to whom a **recorded information** item(s), a material object(s), a **business object**(s), can be sent to or received from in a specified context NOTE 1 A Person here as a Contact can be an individual, an organization (or organization part or organization Person). NOTE 2 Contact is capitalized to distinguish it from the many ordinary uses	Contact	02	instance du **rôle** d'une **Personne** à qui on peut envoyer ou qui peut recevoir dans un contexte spécifique un (des) article(s) d'**information enregistrée**, un (ou des) objet(s) matériel(s), ou un (ou des) objet(s) d'**affaires** NOTE 1 Dans ce cas, une personne ressource peut être un individu ou une organisation (ou une partie d'organisation ou

© ISO/IEC 2006 – All rights reserved
Copyright International Organization for Standardization
Provided by IHS under license with ISO
No reproduction or networking permitted without license from IHS
Not for Resale

Identification		*ISO English*			*ISO French*		
Term ID	**Source**	**Term**	G	**Definition**	Term	G	Definition
(1)	(2)	(3)	(4)	(5)	(6)	(7)	(8)
				of the term			une Personne d'organisation). NOTE 2 Contact prend une majuscule pour faire une distinction avec les nombreuses acceptions de ce terme
20	ISO/IEC 11179-3: 2003 (3.3.27)	Contact Information	09	information to enable a **Contact** to be located or communicated with	information de Contact	00	information permettant de situer un **Contact** ou de communiquer avec lui
21	ISO/IEC 15944-2:2006 (3.22)	Contact name	09	**persona** by which a **Person** wishes to be designated as a **Contact** NOTE Where an organization is the applicant, it may designate an organization Person, an agent, a third party as its Contact name in applying to register a scenario or scenario component as a business object.	nom de Contact	01	**persona** par lequel une **Personne** souhaite être désignée comme **Contact** NOTE Lorsqu'une organisation est l'OeRI requérant, elle peut être désignée Personne d'organisation, agent ou tiers comme nom de Contact lors d'une requête d'enregistrement d'un scénario ou d'une composante de scénario comme objet d'affaires.
22	ISO/IEC 11179-3: 2003 (3.3.29)	Contact position title	09	**name** of title of the position held by an **organization Person** as a **Contact**	titre de poste du Contact	01	**nom** du titre du poste occupé par une **Personne** d'**organisation** à titre de **Contact**
23	ISO/FDIS 19135, (4.1.2)	control body	09	group of technical experts that makes decisions regarding the content of a **register**	organisme de contrôle	01	groupe d'experts techniques qui prend des décisions relatives au contenu d'un **registre**
24	ISO/IEC 15944-2:2006 (3.25)	creation date	09	date the **OeRI** for a **business object** was created	date de création	02	**date** à laquelle est créé l'**OeRI** pour un **objet** d'**affaires**
25	ISO/IEC 11179-3:2003 (3.3.36)	data element	09	unit of data for which the **definition**, **identification**, representation and Permissible Values are specified by means of a set of **attributes**	élément de données	01	unité d'information dont la **définition**, l'**identification**, la représentation et les valeurs autorisées sont spécifiées au moyen d'un ensemble d'**attributs**.

--`,,```,,,,````-`-`,,`,,`,`,,`---
© ISO/IEC 2006 – All rights reserved
Copyright International Organization for Standardization
Provided by IHS under license with ISO
No reproduction or networking permitted without license from IHS
Not for Resale

Identification		*ISO English*			*ISO French*		
Term ID	**Source**	**Term**	G	**Definition**	Term	G	Definition
(1)	(2)	(3)	(4)	(5)	(6)	(7)	(8)
26	ISO/IEC 15944-2:2006 (3.27)	date	09	ISO 8601 compliant representation of a date in a YYYY-MM-DD format using the Gregorian calendar	date	02	représentation de la **date** conforme à l'ISO 8601 sous un format AAAA-MM-JJ utilisant le calendrier grégorien
27	ISO/IEC 15944-5:2006 (3.42)	de facto language	09	a **natural language** used in a **jurisdictional domain** which has the properties and behaviours of an **official language** in that **jurisdictional domain** without having formally been declared as such by that **jurisdictional domain** NOTE 1 A de facto language of a jurisdictional domain is often established through long term use and custom. NOTE 2 Unless explicitly stated otherwise and for the purposes of modelling a business transaction through scenario(s), scenario attributes and/or scenario components, a de facto language of a jurisdictional domain is assumed to have the same properties and behaviours of an official language.	langue de facto	01	**langage naturel** utilise dans un **domaine juridictionnel** qui a les propriétés et comportement d'une **langue** officielle dans ce **domaine juridictionnel** sans avoir été formellement déclaré comme telle par ce **domaine juridictionnel** NOTE 1 Une langue de facto d'un domaine juridictionnel est souvent établie à travers un usage et des coutumes à long terme. NOTE 2 Sauf énoncé explicite contraire et aux fins de modélisation d'une transaction d'affaires à travers un (ou des) scénario(s), attribut(s) de scénario et/ou composantes de scénario, une langue de facto d'un domaine juridictionnel est suppose avoir les mêmes propriétés et comportements qu'une langue officielle.
28	ISO/IEC 1087-1:2000 (3.3.1)	definition	09	representation of a concept by a descriptive statement which serves to differentiate it from related concepts	définition	02	représentation d'une notion au moyen d'un énoncé descriptif qui sert à la différencier d'autres notions
29	ISO 1087-1:2000 (3.4.1 adapted)	designation	09	representation of a concept by a sign which denotes it NOTE In terminology work three types of designations are distinguished: symbols, appellations and terms.	designation	02	representation d'un concept par un signe qui le dénomme NOTE Dans le travail terminologique, on distinque trois types de désignation : les

© ISO/IEC 2006 – All rights reserved
Copyright International Organization for Standardization
Provided by IHS under license with ISO
No reproduction or networking permitted without license from IHS
Not for Resale

Identification		*ISO English*			*ISO French*		
Term ID	**Source**	**Term**	G	**Definition**	Term	G	Definition
(1)	(2)	(3)	(4)	(5)	(6)	(7)	(8)
							symbols, les appellations (c-a-des noms) et les termes
30	ISO/IEC 15944-2:2006 (3.31)	documentation language code	09	**language** code of the **language** used for documentation by the **Open-edi Registration Organization** NOTE Use the three character alphabetic language codes and names from ISO 639-2/T (Terminology).	code de langue de la documention	02	code de **langue** de la **langue** utilisée pour la documentation par une **Organisation** d'**enregistrement d'EDI ouvert** NOTE Utilise les codes de langue à trois caractères alphabétiques et les noms de l' ISO 639-2/T (Terminologie).
31	ISO/IEC 15944-2:2006 (3.32)	effective date	09	date an **OeRI** became/becomes available to **registry** users	date d'entrée en vigueur	02	**date** à laquelle un **OeRI** devient (ou est devenu) disponible pour les utilisateurs d'un **registre**
32	ISO/IEC 15944-2:2006 (3.33)	electronic address	09	**address** utilized in a recognized electronic addressing scheme, (e.g., telephone, telex, IP, etc.), to which **recorded information** item(s) and/or **business** object(s) can be sent to or received from a **Contact**	adresse électronique	02	**adresse** utilisée dans un système d'adressage électronique reconnu (par ex. le téléphone, le télex, l'IP, etc.) à laquelle un **Contact** peut envoyer ou recevoir un (ou des) article(s) d'**information enregistrée** et/ou un (ou des) objet(s) d'**affaires**
33	ISO/IEC 15944-2:2006 (3.34)	entry label	09	**name** information uniquely associated with the **identification** and resulting **International Registration Business Object Identifier** of a **business object** as a registered Open-edi scenario or **scenario component** NOTE More than one entry label may be associated with an IRBOI depending on the applicable language(s) utilized as Human Interface Equivalents (HIEs).	label d'entrée	01	information de **nom** rattachée de façon unique à l'**identification** et à l'identificateur d' un **objet** d'**affaires** d'**enregistrement** international en résultant à titre de **scénario d'EDI** ouvert ou de **composante de scénario** enregistré NOTE On peut rattacher plus d'un label d'entrée à un IRBOI selon la (ou les) langue(s) applicable(s) utilisées comme équivalents d'interface humaine (HIE).

--`,,```,,,,````-`-`,,`,,`,`,,`---

© ISO/IEC 2006 – All rights reserved
Copyright International Organization for Standardization
Provided by IHS under license with ISO
No reproduction or networking permitted without license from IHS
Not for Resale

Identification		*ISO English*			*ISO French*		
Term ID	**Source**	**Term**	G	**Definition**	Term	G	Definition
(1)	(2)	(3)	(4)	(5)	(6)	(7)	(8)
34	ISO/IEC 15944-1:2002 (3.23)	external constraint	09	**constraint** which takes precedence over **internal constraints** in a **business** transaction, i.e., is external to those agreed upon by the parties to a **business transaction** NOTE 1 Normally external constraints are created by law, regulation, orders, treaties, conventions or similar instruments. NOTE 2 Other sources of external constraints are those of a sectorial nature, those which pertain to a particular jurisdiction or a mutually agreed to common business conventions, (e.g., INCOTERMS, exchanges, etc.). NOTE 3 External constraints can apply to the nature of the good, service and/or right provided in a business transaction. NOTE 4 External constraints can demand that a party to a business transaction meet specific requirements of a particular role. EXAMPLE 1 Only a qualified medical doctor may issue a prescription for a controlled drug. EXAMPLE 2 Only an accredited share dealer may place transactions on the New York Stock Exchange. EXAMPLE 3 Hazardous wastes may only be conveyed by a licensed enterprise. NOTE 5 Where the information bundles (IBs), including their Semantic Components (SCs) of a business transaction are also to form the whole of a business transaction, (e.g.,	contrainte externe	02	**contrainte** qui l'emporte sur les **contraintes** internes dans une transaction d'**affaires**, c.-à-d. qui est externe à celles convenues entre les parties dans une **transaction d'affaires**. NOTE 1 Normalement, les contraintes externes découlent des lois, règlements, décrets, traités, conventions, ou autres instruments semblables. NOTE 2 D'autres sources de contraintes externes sont de nature sectorielle, qui relèvent d'une juridiction particulière, ou de conventions d'affaires convenues mutuellement, (par ex. INCOTERMS, les échanges, etc.). NOTE 3 Des contraintes externes peuvent s'exercer sur la nature des biens, des services, et/ou au droit accordé dans une transaction d'affaires. NOTE 4 Des contraintes externes peuvent exiger qu'une partie dans une transaction d'affaires réponde aux exigences spécifiques d'un rôle. EXEMPLE 1 Seul un médecin diplômé peut prescrire une ordonnance pour un médicament contrôlé. EXEMPLE 2 Seul un courtier en actions accrédité peut effectuer des transactions à la bourse de New York. EXEMPLE 3 Seule une entreprise attitrée peut

© ISO/IEC 2006 – All rights reserved
Copyright International Organization for Standardization
Provided by IHS under license with ISO
No reproduction or networking permitted without license from IHS
Not for Resale

Identification		*ISO English*			*ISO French*		
Term ID	**Source**	**Term**	G	**Definition**	Term	G	Definition
(1)	(2)	(3)	(4)	(5)	(6)	(7)	(8)
				for legal or audit purposes), all constraints must be recorded. EXAMPLE There may be a legal or audit requirement to maintain the complete set of recorded information pertaining to a business transaction, i.e., as the information bundles exchanged, as a "record". NOTE 6 A minimum external constraint applicable to a business transaction often requires one to differentiate whether the Person, i.e., that is a party to a business transaction, is an "individual", "organization", or "public administration". For example, privacy rights apply only to a Person as an "individual".			transporter des déchets dangereux. NOTE 5 Lorsque les faisceaux d'information, y compris leurs composantes sémantiques, d'une transaction d'affaires constituent l'ensemble d'une transaction d'affaires (par ex. à des fins juridiques ou comptables), toutes les contraintes doivent être enregistrées. EXEMPLE Il peut exister une exigence juridique ou comptable de conserver la totalité des documents enregistrés relatifs à une transaction d'affaires, c.-à-d. les faisceaux d'information échangés, comme un «enregistrement». NOTE 6 Une contrainte externe minimum applicable à une transaction d'affaires exige souvent de distinguer si une Personne, c.-à-d. une partie dans une transaction d'affaires, est un «individu», une «organisation» ou une «administration publique». Par ex., les droits de protection de la vie privée ne s'appliquent qu'à une Personne en tant qu' «individu»
35	ISO/IEC 15944-2:2005 (3.35)	Human Interface Equivalent (HIE)	09	representation of the **unambiguous** and IT-enabled semantics of an **IT interface equivalent** (in a **business** transaction), often the ID code of a **coded domain** (or a **composite identifier**), in a formalized manner suitable for	Équivalent d'Interface humaine (ÉIH)	01	représentation de la sémantique non-ambigüe et habilitée TI d'un équivalent interface TI (dans une transaction d'**affaires**), souvent le **code ID** d'un **domaine codé** (ou d'un **identificateur**

© ISO/IEC 2006 – All rights reserved
Copyright International Organization for Standardization
Provided by IHS under license with ISO
No reproduction or networking permitted without license from IHS
Not for Resale

Identification		*ISO English*			*ISO French*		
Term ID	**Source**	**Term**	G	**Definition**	Term	G	Definition
(1)	(2)	(3)	(4)	(5)	(6)	(7)	(8)
				communication to and understanding by humans NOTE 1 Human interface equivalents can be linguistic or non-linguistic in nature but their semantics remains the same although their representations may vary. NOTE 2 In most cases there will be multiple Human Interface Equivalent representations as required to meet localization requirements, i.e. those of a linguistic nature, jurisdictional nature, and/or sectoral nature. NOTE 3 Human Interface Equivalents include representations in various forms or formats, (e.g., in addition to written text those of an audio, symbol (and icon) nature, glyphs, image, etc.)			**composite**), d'une manière formalisée qui convient à la communication et qui est compréhensible par les humains. NOTE 1 Les Équivalents d'Interface humaine peuvent être de nature linguistique on non, mais leur sémantique reste la même bien que leurs représentations puissent varier. NOTE 2 Dans la plupart des cas, il y aura des représentations d' Équivalents d'Interface humaine multiples selon les besoins pour répondre aux exigences en matière de localisation, c.-à.d. ceux de nature linguistique, juridictionnelle et/ou sectorielle. NOTE 3 Les Équivalents d'Interface humaine comprennent les représentations sous formes et formats différents (par ex. en plus du texte écrit, l'audio, les symboles, les icônes, les glyphes, les images, etc.)représentation de la sémantique non-ambigüe et habilitée TI d'un équivalent interface TI (dans une transaction d'affaires), souvent le code ID d'un domaine codé (ou d'un identificateur composite), d'une manière formalisée qui convient à la communication et qui est compréhensible par les humains.

© ISO/IEC 2006 – All rights reserved
Copyright International Organization for Standardization
Provided by IHS under license with ISO
No reproduction or networking permitted without license from IHS
Not for Resale

Identification		*ISO English*			*ISO French*		
Term ID	**Source**	**Term**	G	**Definition**	Term	G	Definition
(1)	(2)	(3)	(4)	(5)	(6)	(7)	(8)
36	ISO/IEC 15944-2:2005 (3.36)	IB Identifier	09	unique, linguistically neutral, **unambiguous** referenceable identifier for an **Information Bundle**	Identificateur IB	01	identificateur d'un **Faisceau d'informations** unique, linguistiquement neutre et référençable de **façon non-ambigue**
37	ISO/IEC 15944-2:2005 (3.37)	ID Code	09	identifier assigned by the **coded domain** Source Authority (**cdSA**) to a member of a **coded domain** ID NOTE 1 ID codes must be unique within the Registration Schema of that coded domain. NOTE 2 Associated with an ID code in a coded domain can be: - one or more equivalent codes; - one or more equivalent representations, especially those in the form of human equivalent (linguistic) expressions. NOTE 3 Where an entity as a member of a coded domain is allowed to have more than one ID code, i.e., as equivalent codes (possibly including names), one of these must be specified as the pivot ID code. NOTE 4 A coded domain may contain ID codes pertaining to entities which are not members as peer entities, i.e., have the same properties and behaviours, such as ID codes which pertain to predefined conditions other than member entities. If this is the case, the rules governing such exceptions must be predefined and explicitly stated. EXAMPLE Common examples include: (1) the use of an ID code "0" (or "00", etc.), for “Other”; (2)	code ID	01	identificateur attribué par l'Autorité de source du **domaine codé** (**cdSA**) à un membre d'une ID de **domaine codé** NOTE 1 Les codes ID doivent être uniques dans le Schéma d'enregistrement de ce domaine codé. NOTE 2 On peut rattacher à un code ID dans un domaine codé : un ou plusieurs codes équivalents, une ou plusieurs représentations équivalentes; en particulier ceux et celles qui sont sous forme d'expressions (linguistiques) équivalentes humaines. NOTE 3 Lorsque l'on permet à une entité en tant que membre d'un domaine codé d'avoir plus d'un code ID, c.-à.-d. comme codes équivalents, l'un de ces codes doit être spécifié comme code ID pivot. NOTE 4 Un domaine codé peut contenir des codes ID relatifs aux entités qui ne sont pas membres à titre d'entités paires, c.-à.-d. ont les mêmes propriétés et comportements, tels que les codes ID relatifs à des conditions prédéfinies autres que celles des entités membres. Dans ce cas, les règles régissant de

© ISO/IEC 2006 – All rights reserved

Copyright International Organization for Standardization
Provided by IHS under license with ISO
No reproduction or networking permitted without license from IHS
Not for Resale

Identification		*ISO English*			*ISO French*		
Term ID	**Source**	**Term**	G	**Definition**	Term	G	Definition
(1)	(2)	(3)	(4)	(5)	(6)	(7)	(8)
				the use of an ID code "9" (or "99") for “Not Applicable”; (3) the use of “8” (or “98”) for “Not Known”; if required, (4) the pre-reservation of a series or set of ID codes for use for "user extensions". NOTE 5 In UML modeling notation, an ID codes is viewed as an instance of an object class.			telles exceptions doivent être prédéfinies et énoncées explicitement. EXEMPLE Comme exemples communs, on trouve : (1) l'utilisation d'un code ID « 0 » (ou « 00 », etc.) pour « Autres »; l'utilisation d'un code ID « 9 » (ou « 99 ») pour « Sans objet »; l'utilisation du « 8 » (ou « 88 ») pour « non connu » ; et/ou, si nécessaire, (4) la pré réservation d'une série ou d'ensemble de codes ID pour usage dans les « extensions utilisateur ». NOTE 5 Dans la notation de modélisation UML, un code ID est considéré comme instance de classe d'objet.
38	ISO/IEC 15944-1:2002 (3.26)	identification	09	**rule**-based **process**, explicitly stated, involving the use of one or more **attributes**, i.e., **data elements**, whose value (or combination of values) are used to identify uniquely the occurrence or existence of a specified entity	identification	02	**processus** basé sur des **règles**, énoncées explicitement, impliquant l'utilisation d'un ou plusieurs **attributs**, c-à-d. des éléments de données, dont la valeur (ou une combinaison de valeurs) sert à identifier de façon unique l'occurrence ou l'existence d'une entité spécifée.
39	ISO/IEC 15944-1:2002 (3.27)	identifier (in business transaction)	09	**unambiguous**, unique and a linguistically neutral value, resulting from the application of a **rule**-based **identification process**. NOTE 1 Identifiers must be unique within the identification scheme of the issuing authority. NOTE 2 An identifier is a linguistically independent sequence of characters capable of uniquely and permanently identifying that	identificateur (transaction d'affaires)	01	valeur non-ambiguë et linguistiquement neutre, résultant de l'application d'un **processus** d'**identification** à **base de règles**. NOTE 1 Les identificateurs doivent être uniques dans le système d'identification de l'autorité émettrice. NOTE 2 Un identificateur est une séquence de caractères

--`,,```,,,,````-`-`,,`,,`,`,,`---

© ISO/IEC 2006 – All rights reserved
Copyright International Organization for Standardization
Provided by IHS under license with ISO
No reproduction or networking permitted without license from IHS
Not for Resale

Identification		*ISO English*			*ISO French*		
Term ID	**Source**	**Term**	G	**Definition**	Term	G	Definition
(1)	(2)	(3)	(4)	(5)	(6)	(7)	(8)
				with which it is associated {See ISO 19135, (4.1.5)}			linguistiquement indépendante capable d'identifier de façon unique et permanente ce à quoi il est associé
40	ISO/IEC 14662:2004 (4.1.2.2)	Information Bundle (IB)	09	formal description of the semantics of the **recorded information** to be exchanged by Open-edi Parties playing **roles** in an Open-edi scenario	Faisceau d'informations (IB, Information Bundle)	01	description formelle de la valeur sémantique des informations enregistrées échangées entre partenaires d'EDI-ouvert jouant un **rôle** dans un **scénario d'EDI-ouvert**.
41	ISO/IEC 15944-1:2002 (3.33)	internal constraint	09	**constraint** which forms part of the **commitment**(s) mutually agreed to among the parties to a **business** transaction NOTE Internal constraints are self-imposed. They provide a simplified view for modelling and re-use of scenario components of a business transaction for which there are no external constraints or restrictions to the nature of the conduct of a business transaction other than those mutually agreed to by the buyer and seller.	contrainte interne	02	**contrainte** qui fait partie de l'**engagement** convenu mutuellement entre les parties d'une **transaction d'affaires**. NOTE Les contraintes internes sont volontaires. Elles présentent une vue simplifiée de modélisation et de réutilisation des composantes de scénario d'une transaction d'affaires sans contraintes ou restrictions externes quant à la conduite d'une transaction d'affaires autres que celles convenues mutuellement entre l'acheteur et le vendeur.
42	ISO/IEC 15944-2:2006 (3.43)	International Registration Business Object Identifier (IRBOI)	09	internationally unique **identifier** for an **OeRI** NOTE IRBOIs are of the nature of a composite identifier.	identificateur d'objet d'affaires d'enregistrement international (IRBOI)	02	**identificateur** international unique d'un **OeRI** NOTE Les IRBOI sont de la nature d'un identificateur composite.
43	ISO/IEC 15944-2:2006 (3.44)	International Standard Identifier	09	Identifier of the version of this part of ISO/IEC 15944 upon which **attributes** are based	identificateur de norme internationale	01	identificateur de la version de la présente partie de l'ISO/CEI 15944 sur laquelle sont basés les **attributs**
44	ISO/FDIS 19135, (4.1.6)	item class	09	set of items with common properties NOTE Class is used in this context to refer to a set of	classe d'article	02	ensemble d'articles ayant des propriétés communes NOTE Dans ce contexte,

© ISO/IEC 2006 – All rights reserved
Copyright International Organization for Standardization
Provided by IHS under license with ISO
No reproduction or networking permitted without license from IHS
Not for Resale

Identification		*ISO English*			*ISO French*		
Term ID	**Source**	**Term**	G	**Definition**	Term	G	Definition
(1)	(2)	(3)	(4)	(5)	(6)	(7)	(8)
				instances, not the concept abstracted from that set of instances.			la classe se réfère à un ensemble d'instances et non à la notion découlant de cet ensemble d'instances
45	ISO/IEC 15944-2:2006 (3.45)	IT interface equivalent	09	computer processable **identification** of the **unambiguous** semantics of a scenario, **scenario attribute** and/or **scenario component**(s) pertaining to a **commitment** exchange in a **business** transaction which supports **computational integrity** NOTE 1 IT interface equivalents have the properties of identifiers (in business transaction) and are utilized to support semantic interoperability in commitment exchange. NOTE 2 The value of an IT interface equivalent at times is a composite identifier. NOTE 3 An IT interface equivalent as a composite identifier can consist of the identifier of a coded domain plus an ID code of that coded domain. NOTE 4 An IT interface equivalent is at times utilized as a semantic identifier. NOTE 5 An IT interface equivalent may have associated with it one or more Human Interface Equivalents (HIEs). NOTE 6 The value of an IT Interface is independent of its encoding in programming languages or APIs.	équivalent d'interface TI	01	**identification** informatisable des sémantiques **non-ambigues** d'un scénario, d'un **attribut** de scénario et/ou de composante(s) de scénario concernant un échange d'**engagements** dans une transaction d'**affaires** qui soutient l'intégrité computationnelle NOTE 1 Les équivalents d'interface IT ont les propriétés d'identificateurs (dans une transaction d'affaires) et sont utilisés pour soutenir l'interopérabilité sémantique dans l'échange d'engagements. NOTE 2 La valeur d'un équivalent d'interface IT est parfois un identificateur composite. NOTE 3 Un équivalent d'interface IT en tant qu'identificateur composite peut se composer de l'identificateur d'un domaine codé plus un code ID de ce domaine codé. NOTE 4 Un équivalent d'interface IT est parfois utilisé comme identificateur sémantique. NOTE 5 Un équivalent d'interface IT peut être rattaché à un ou

© ISO/IEC 2006 – All rights reserved
Copyright International Organization for Standardization
Provided by IHS under license with ISO
No reproduction or networking permitted without license from IHS
Not for Resale

Identification		*ISO English*			*ISO French*		
Term ID	**Source**	**Term**	G	**Definition**	Term	G	Definition
(1)	(2)	(3)	(4)	(5)	(6)	(7)	(8)
							plusieurs Équivalents d'interface humaine (HIE). NOTE 6 La valeur d'un équivalent d'interface IT est indépendante de son codage dans les langages de programmation ou des API.
46	ISO/IEC 15944-5:2006 (3.67)	jurisdictional domain	09	jurisdiction, recognized in law as a distinct legal and/or regulatory framework, which is a source of **external constraints** on **Persons**, their behaviour and the making of **commitments** among **Persons** including any aspect of a **business transaction** NOTE 1 The pivot jurisdictional domain is a United Nations (UN) recognized member state. From a legal and sovereignty perspective they are considered "peer" entities. Each UN member state, (a.k.a. country) may have sub-administrative divisions as recognized jurisdictional domains, (e.g., provinces, territories, cantons, länder, etc.), as decided by that UN member state. NOTE 2 Jurisdictional domains can combine to form new jurisdictional domains, (e.g., through bilateral, multilateral and/or international treaties). EXAMPLE Included here, for example, are the European Union (EU), NAFTA, WTO, WCO, ICAO, WHO, Red Cross, the ISO, the IEC, the ITU, etc. NOTE 3 Several levels and categories of jurisdictional domains may exist within a	domaine juridictionnel	01	juridiction, reconnue par la loi comme cadre juridique distinct et/ou de réglementation, qui est une source de **contraintes** externes pour les **Personnes**, leur comportement et la prise d'**engagements** entre les **Personnes**, y compris tout aspect d'une **transaction** d'**affaires** NOTE 1 Le domaine juridictionnel pivot est un état membre reconnu par les Nations unies (ONU). Dans une perspective juridique et de souveraineté, tous les états sont considérés comme des entités « paires ». Chaque état membre de l'ONU (alias pays) peut avoir des subdivisions administratives comme domaines juridictionnels reconnus (par ex. provinces, territoires, cantons, länder, etc.), tel que décidé par cet état membre de l'ONU. NOTE 2 Des domaines juridictionnels peuvent être combinés pour former de nouveaux domaines juridictionnels (par ex., grâce à des traités bilatéraux, multilatéraux et/ou internationaux).

--`,,```,,,,````-`-`,,`,,`,`,,`---
© ISO/IEC 2006 – All rights reserved
Copyright International Organization for Standardization
Provided by IHS under license with ISO
No reproduction or networking permitted without license from IHS
Not for Resale

Identification		*ISO English*			*ISO French*		
Term ID	**Source**	**Term**	G	**Definition**	Term	G	Definition
(1)	(2)	(3)	(4)	(5)	(6)	(7)	(8)
				jurisdictional domain. NOTE 4 A jurisdictional domain may impact aspects of the commitment(s) made as part of a business transaction including those pertaining to the making, selling, transfer of goods, services and/or rights (and resulting liabilities) and associated information. This is independent of whether such interchange of commitments are conducted on a for-profit or not-for-profit basis and/or include monetary values. NOTE 5 Laws, regulations, directives, etc., issued by a jurisdictional domain are considered as parts of that jurisdictional domain and are the primary sources of external constraints on business transactions.			EXEMPLES : l'Union européenne (UE), l'ALENA, l'OMC, l'OMD, l'OACI, l'OMS, la Croix-rouge, l'ISO, la CEI, l'UIT, etc. NOTES 3 Plusieurs niveaux et catégories de domaines juridictionnels peuvent exister à l'intérieur d'un domaine juridictionnel. NOTE 4 Un domaine juridictionnel peut avoir des répercussions sur des aspects des engagements pris dans le cadre de transactions d'affaires, y compris celles qui ont trait à la fabrication, la dispensation, la vente et le transfert de biens, de services et/ou de droits (et des responsabilités qui en résultent), et l'information connexe. Ceci indépendamment du fait que de tels échanges d'engagements peuvent s'effectuer dans un (ou sans) but lucratif et/ou inclure des valeurs monétaires. NOTE 5 Les lois, règlements, directives, etc., promulgués par un domaine juridictionnel sont considérés comme faisant partie de ce domaine juridictionnel et sont les sources principales de contraintes externes exercées sur les transactions d'affaires.
47	ISO/IEC 15944-2:2006 (3.47)	jurisdictional domain identifier	09	**ID code** of a **jurisdictional domain** as recognized for use by peer **jurisdictional domains** within a system of mutual recognition	identificateur de domaine juridictionnel	01	**code ID** d'un **domaine juridictionnel** reconnu pour utilisation par des **domaines juridictionnels** pairs

© ISO/IEC 2006 – All rights reserved
Copyright International Organization for Standardization
Provided by IHS under license with ISO
No reproduction or networking permitted without license from IHS
Not for Resale

Identification		*ISO English*			*ISO French*		
Term ID	**Source**	**Term**	G	**Definition**	Term	G	Definition
(1)	(2)	(3)	(4)	(5)	(6)	(7)	(8)
							dans un système de reconnaissance mutuelle
48	ISO 5127-1:2001 (1.1.2.01)	language	09	system of signs for communication, usually consisting of a vocabulary and **rules**. NOTE In this standard, language refers to natural languages or special languages, but not "programming languages" or "artificial languages"	langue	02	système de signes de communication compose habituellement d'un vocabulaire et de **règles** NOTE Dans la présente norme, la langue se réfère aux langues naturelles ou aux langues de spécialité, mais pas aux « langages de programmation » ou « langages artificiels ».
49	ISO 639-2:1998 (3.2. adapted)	language code	09	combination of characters used to represent a **language** or **languages** NOTE In this multipart ISO/IEC 15944 standard, the ISO 639-2/T (terminology) three alpha-code, shall be used.	codet de langue	01	combinaison de caractères utilisées pour représenter une **langue** ou des **langues**. NOTE [French equivalent required 02.09.04]
50	ISO/IEC 15944-2:2005 (3.50)	location	09	place, either physical or electronic, that can be defined as an **address**	emplacement	01	lieu, physique ou électronique, pouvant être défini par une **adresse**.
51	ISO 5217:2000 (1.1.2.02)	name	09	**designation** of an individual concept by a linguistic expression NOTE Adapted from ISO 1087-1:2000.	nom	01	**désignation** d'un notion par une unité linquistique NOTE Adapté de ISO 1087-1:2000
52	ISO 5217:2000 (1.1.2.02)	natural language	09	**language** which is or was in active use in a community of people, and the **rules** of which are mainly deduced from the usage	langage naturel	01	langage qui est ou était pratiqué dans une communauté de personnes et **règles** qui sont essentiellement déduites de son usage
53	ISO/IEC 11179-1:2004 (3.3.22)	object class	09	set of ideas, abstractions, or things in the real world that can be identified with explicit boundaries and meaning and whose properties and behavior follow the same **rules**	classe d'objets	02	ensemble d'idées, d'abstractions ou de choses du monde réel qui peuvent être identifiées avec des limites et une signification explicites et dont les propriétés et le comportement suivent les mêmes **règles**

© ISO/IEC 2006 – All rights reserved

Copyright International Organization for Standardization
Provided by IHS under license with ISO
No reproduction or networking permitted without license from IHS
Not for Resale

Identification		*ISO English*			*ISO French*		
Term ID	**Source**	**Term**	G	**Definition**	Term	G	Definition
(1)	(2)	(3)	(4)	(5)	(6)	(7)	(8)
54	ISO/IEC 15944-2:2006 (3.53)	OeRI addition	09	insertion into a register of an **OeRI** that describes a concept not described by an **OeRI** already in the register	ajout OeRI	01	insertion dans un registre d'un **OeRI** qui décrit un concept non décrit par un **OeRI** qui se trouve déjà dans le registre
55	ISO 19135:2005, (4.1.1 adapted)	OeRI clarification	09	non-substantive change to an **OeRI** NOTE 1 A non-substantive change does not change the semantics or technical meaning of the OeRI. NOTE 2 A clarification does not result in a change to the registration status of the OeRI.	clarification OeRI	02	changement non substantif apporté à un **OeRI** NOTE 1 Un changement non substantif ne change pas la sémantique ou la signification technique d'un OeRI. NOTE 2 La clarification n'implique pas un changement du statut d'enregistrement de l'OeRI.
56	ISO/IEC 15944-2:2006 (3.55)	OeRI harmonization	09	the resolution of any potential duplicate or overlapping of **OeRIs**, accounting for justifiable differences that may exist among the harmonized **OeRIs**	harmonisation OeRI	02	résolution de tout double ou chevauchement potentiel d'**OeRI**, qui rend compte des différences justifiables pouvant exister parmi les **OeRI** harmonisés
57	ISO/IEC 15944-2:2006 (3.54)	OeRI language code	09	**language code** of the **language** used for the **OeRI** by the submitting **organization**	code de langue d'un OeRI	01	**code de langue** de la **langue** utilisée pour l'**OeRI** par l'**organisation** requérante
58	ISO 19135:2005, (4.1.14 adapted)	OeRI retirement	09	declaration that an **OeRI** is no longer suitable for use in the production of new data NOTE The status of the retired OeRI changes from 'valid' to 'retired'. A retired OeRI is kept in the register to support the interpretation of data produced before its retirement.	mise hors service OeRI	02	déclaration qu'un **OeRI** ne convient plus à la production de nouvelles données NOTE Le statut de l'OeRI mis hors service change de « valide » à « hors service ». Un OeRI hors service est conservé dans le registre pour soutenir l'interprétation des données produites avant sa mise hors service.

© ISO/IEC 2006 – All rights reserved
Copyright International Organization for Standardization
Provided by IHS under license with ISO
No reproduction or networking permitted without license from IHS
Not for Resale

Identification		*ISO English*			*ISO French*		
Term ID	**Source**	**Term**	G	**Definition**	Term	G	Definition
(1)	(2)	(3)	(4)	(5)	(6)	(7)	(8)
59	ISO 19135:2005, (4.1.18 adapted)	OeRI supersession	09	replacement of an **OeRI** by one or more new **OeRIs** NOTE The status of the replaced item changes from 'valid' to 'superseded.'	remplacement OeRI	01	substitution d'un **OeRI** par un ou plusieurs nouveaux **OeRI** NOTE Le statut de l'article remplacé change de « valide » à « remplacé ».
60	ISO/IEC 15944-5:2006 (3.87)	official language	09	**external constraint** in the form of a **natural language** specified by a **jurisdictional domain** for official use by **Persons** forming part of and/or subject to that **jurisdictional domain** for use in communication(s) either (1) within that **jurisdictional domain**; and/or, (2) among such **Persons**, where such communications are **recorded information** involving **commitment**(s) NOTE 1 Unless official language requirements state otherwise, Persons are free to choose their mutually acceptable natural language and/or special language for communications as well as exchange of commitments. NOTE 2 A jurisdictional domain decides whether or not it has an official language. If not, it will have a de facto language. NOTE 3 An official language(s) can be mandated for formal communications as well as provision of goods and services to Persons subject to that jurisdictional domain and for use in the legal and other conflict resolution system(s) of that jurisdictional domain, etc. NOTE 4 Where applicable, use of an official language may be required in the exercise of rights and obligations of individuals in	langue officielle	02	**contrainte** externe sous forme de **langage naturel** spécifié par un **domaine juridictionnel** pour usage officiel par des **Personnes** faisant partie ou sujettes de ce **domaine juridictionnel** dans la (ou les) communication(s) soit (1) à l'intérieur de ce **domaine juridictionnel**, soit (2) entre ces **Personnes**, lorsque ces communications sont une **information enregistrée** impliquant un (ou des) **engagement**(s) NOTE 1 Sauf exigence contraire concernant une langue officielle, les Personnes sont libres de choisir leur langage naturel mutuellement acceptable et/ou leur langue de spécialité dans les communications et l'échange d'engagements. NOTE 2 Un domaine juridictionnel décide s'il dispose d'une langue officielle. Dans le cas contraire, il disposera d'une langue de facto. NOTE 3 Une (ou des) langue(s) officielle(s) peut (ou peuvent) être exigée(s) dans les communications officielles et la disposition de biens et

© ISO/IEC 2006 – All rights reserved

Copyright International Organization for Standardization
Provided by IHS under license with ISO
No reproduction or networking permitted without license from IHS
Not for Resale

Identification		*ISO English*			*ISO French*		
Term ID	**Source**	**Term**	G	**Definition**	Term	G	Definition
(1)	(2)	(3)	(4)	(5)	(6)	(7)	(8)
				that jurisdictional domain. NOTE 5 Where an official language of a jurisdictional domain has a controlled vocabulary of the nature of a terminology, it may well have the characteristics of a special language. In such cases, the terminology to be used must be specified. NOTE 6 For an official language, the writing system(s) to be used shall be specified, where the spoken use of a natural language has more than one writing system. EXAMPLE 1 The spoken language of use of an official language may at times have more than one writing system. For example, three writing systems exist for the Inuktitut language. Canada uses two of these writing systems, namely, a Latin-1 based (Roman), the other is syllabic-based. The third is used in Russia and is Cyrillic based. EXAMPLE 2 Another example is that of Norway which has two official writing systems, both Latin-1 based, namely, Bokmål (Dano-Norwegian) and Nynorsk (New Norwegian). NOTE 7 A jurisdictional domain may have more than one official language but these may or may not have equal status. EXAMPLE Canada has two official languages, Switzerland has three, while the Union of South Africa has eleven official languages. NOTE 8 The BOV requirement of the use of a specified language will place			de services aux Personnes sujettes de ce domaine juridictionnel et dans le(s) système(s) juridique(s) et autre(s) système(s) de résolution de conflit de ce domaine juridictionnel, etc. NOTE 4 S'il y a lieu, l'utilisation d'une langue officielle peut être exigée dans l'exercice de droits et d'obligations des individus de ce domaine juridictionnel. NOTE 5 Lorsqu'une langue officielle d'un domaine juridictionnel dispose d'un vocabulaire contrôlé de la nature d'une terminologie, elle peut très bien avoir les caractéristiques d'une langue de spécialité. Dans de tels cas, la terminologie à utiliser doit être spécifiée. NOTE 6 En ce qui concerne une langue officielle, le(s) système(s) d'écriture à utiliser doit(doivent) être spécifié(s) lorsque l'usage parlé d'un langage naturel a plus d'un système d'écriture. EXEMPLE 1 La langue parlée d'une langue officielle peut parfois avoir plus d'un système d'écriture. L'Inuktitut, par ex., a trois systèmes d'écriture. Le Canada utilise deux de ces systèmes d'écriture, notamment l'alphabet latin-1 (romain) et l'alphabet syllabique. Le troisième est utilisé en Russie et est basé sur des caractères cyrilliques.

© ISO/IEC 2006 – All rights reserved
Copyright International Organization for Standardization
Provided by IHS under license with ISO
No reproduction or networking permitted without license from IHS
Not for Resale

Identification		*ISO English*			*ISO French*		
Term ID	**Source**	**Term**	G	**Definition**	Term	G	Definition
(1)	(2)	(3)	(4)	(5)	(6)	(7)	(8)
				that requirement on any FSV supporting service. EXAMPLE A BOV requirement of Arabic, Chinese, Russian, Japanese, Korean, etc., as an official language requires the FSV support service to be able to handle the associated character sets.			EXEMPLE 2 Un autre exemple est celui de la Norvège qui a deux systèmes d'écriture officiels, tous les deux basés sur l'alphabet latin-1 : le Bokmål (Dano-Norvégien) et le Nynorsk (Nouveau Norvégien). NOTE 7 Un domaine juridictionnel peut avoir plusieurs langues officielles EXEMPLE : le Canada a deux langues officielles, la Suisse trois et l'Afrique du Sud onze. NOTE 8 L'exigence BOV concernant l'usage d'une langue spécifique s'applique également à tout service de soutien FSV. EXEMPLE Une exigence BOV pour l'arabe, le chinois, le russe, le japonais, le coréen, etc. comme langue officielle exige que le service de soutien FSV soit capable de soutenir les jeux de caractères associés.
61	ISO/IEC 14662:2004 (4.1.1)	Open-edi Description Technique (OeDT)	09	specification method such as a Formal Description Technique, another methodology having the characteristics of a Formal Description Technique, or a combination of such techniques as needed to formally specify **BOV** concepts, in a computer processible form	Technique de description d'EDI-ouvert	02	méthode de spécification, technique de description formelle, ou toute autre technique ayant les caractéristiques d'une technique de description formelle, ou combinaison de ces techniques, permettant de spécifier formellement les concepts de la **BOV** sous forme calculable par un ordinateur.
62	ISO/IEC 15944-2:2006 (3.57)	Open-edi register	09	information store or database maintained by an Open-edi Registry	registre d'EDI ouvert	01	dépôt d'information ou base de données maintenue par un **registre** d'EDI ouvert

© ISO/IEC 2006 – All rights reserved
Copyright International Organization for Standardization
Provided by IHS under license with ISO
No reproduction or networking permitted without license from IHS
Not for Resale

Identification		*ISO English*			*ISO French*		
Term ID	**Source**	**Term**	G	**Definition**	Term	G	Definition
(1)	(2)	(3)	(4)	(5)	(6)	(7)	(8)
63	ISO/IEC 15944-2:2006 (3.58)	Open-edi registration administration attribute	09	member of a set of **attributes** to uniquely identify an **Open-edi scenario**, **Information Bundle**, or **Semantic Component** and the relevant **Person** responsible for its maintenance	attribut d'administration d'enregistrement d'EDI ouvert	01	membre d'un ensemble d'**attributs** qui identifie de façon unique un **scénario d'EDI ouvert**, un **faisceau d'informations** ou une **composante sémantique**, et la **Personne** correspondante responsable de sa maintenance
64	ISO/IEC 15944-2:2006 (3.59)	Open-edi Registration Authority (OeRA)	09	**Person** responsible for maintaining the **register** of **OeROs** and for the issuance of **OeRO** identifiers	Autorité d'enregistrement d'EDI ouvert (OeRA)	01	**Personne** responsable de la maintenance du **registre** des **OeRO** et de l'émission des identificateurs **OeRO**
65	ISO/IEC 15944-2:2006 (3.60)	Open-edi Registration Organization (OeRO)	09	**Person** qualified by the **OeRA** to assume the responsibility for the **registration** of scenario and **scenario components**	Organisation d'enregistrement d'EDI ouvert (OeRO)	02	**Personne** qualifiée par l'**OeRA** pour assumer la responsabilité de l'**enregistrement** des scénarios et des composantes de scénario
66	ISO/IEC 15944-2:2006 (3.61)	Open-edi Registration Organization address	09	**physical** and/or **electronic address** of the **Open-edi Registration Organization** NOTE A physical address includes a “pick-up” address such as a mailbox or such other location one can deliver to.	adresse d'Organisation d'enregistrement d'EDI ouvert	02	**adresse physique** et/ou **électronique** de **l'Organisation d'enregistrement d'EDI ouvert** NOTE Une adresse physique comprend une adresse de « ramassage » telle qu'une boîte aux lettres ou un autre lieu de ce genre où l'on peut faire une livraison.
67	ISO/IEC 15944-2:2006 (3.62)	Open-edi Registration Organization Identifier (OeORI)	09	identifier assigned to an **Open-edi Registration Organization**	Identificateur d'Organisation d'enregistrement d'EDI ouvert (OeORI)	01	identificateur attribué à une **Organisation d'enregistrement d'EDI ouvert**
68	ISO/IEC 15944-2:2006 (3.63)	Open-edi Registration Organization name	09	**designation** for the **Open-edi Registration Organization**	d'Organisation d'enregistrement d'EDI ouvert	01	désignation de **l'Organisation d'enregistrement d'EDI ouvert**
69	ISO/IEC 15944-2:2006 (3.64)	Open-edi Registry (OeR)	09	information system for the **registration** of scenarios and **scenario components**	Registre d'EDI ouvert	01	système d'information pour l'**enregistrement** de scénarios et de composantes de scénario

--`,,```,,,,````-`-`,,`,,`,`,,`---
© ISO/IEC 2006 – All rights reserved
Copyright International Organization for Standardization
Provided by IHS under license with ISO
No reproduction or networking permitted without license from IHS
Not for Resale

Identification		*ISO English*			*ISO French*		
Term ID	**Source**	**Term**	G	**Definition**	Term	G	Definition
(1)	(2)	(3)	(4)	(5)	(6)	(7)	(8)
70	ISO/IEC 15944-2:2006 (3.69)	Open-edi Registry Item (OeRI)	09	**recorded information** within a **registry** relating to a specific Open-edi scenario or **scenario components** of a scenario including linkage information to a **scenario content**	article d'enregistement d'EDI ouvert (OeRI)	01	**information enregistrée** dans un **registre** se rapportant à un **scénario d'EDI ouvert** spécifique ou à des **composantes de scénario** d'un scénario, y compris l'information reliée à un **contenu de scénario**
71	ISO/IEC 15944-2:2006 (3.66)	Open-edi registry record	09	collection of **recorded information** for an **OeRI**	fiche d'enregistrement d'EDI ouvert	02	recueil d'**information enregistrée** pour un **OeRI**
72	ISO/IEC 14662:2004 (3.1.12)	Open-edi scenario (OeS)	09	a formal specification of a class of **business** transactions having the same **business** goal	scénario d'EDI-ouvert	01	spécification formelle d'une classe de transactions d'**affaires** partageant le même objectif d'**affaires**.
73	ISO/IEC 15944-2:2006 (3.68)	Open-edi sponsoring authority	09	**Person** recognized in accordance with the requirements of this part of ISO/IEC 15944, to receive **Open-edi Registration Organization** applications for submission to an **Open-edi Registration Authority**	autorité de commandite d'EDI ouvert	02	**Personne** autorisé, conformément aux exigences de cette partie de l'ISO/CEI 15944, à recevoir des requêtes **d'Organisations d'enregistrement d'EDI ouvert** pour soumission à une **Autorité d'enregistrement d'EDI ouvert**
74	ISO/IEC 6523-1: 1998 (3.1)	organization	09	unique framework of authority within which a person or persons act, or are designated to act, towards some purpose NOTE The kinds of organizations covered by this International Standard include the following examples: EXAMPLE 1 An organization incorporated under law. EXAMPLE 2 An unincorporated organization or activity providing goods and/or services including: 1)partnerships; 2)social or other non-profit organizations or similar bodies in which ownership or control is vested in a	organisation	02	cadre unique d'autorité dans lequel une ou plusieurs personnes agissent ou sont désignées pour agir afin d'atteindre un certain but. NOTE Les types d'organisations couverts par la présente partie de l'ISO/CEI 6523 comprennent par exemple les éléments suivants:EXEMPLE 1 Organisations constituées suivant des formes juridiques prévues par la loi. EXEMPLE 1 Organisations constituées suivant des formes juridiques

© ISO/IEC 2006 – All rights reserved
Copyright International Organization for Standardization
Provided by IHS under license with ISO
No reproduction or networking permitted without license from IHS
Not for Resale

Identification		*ISO English*			*ISO French*		
Term ID	**Source**	**Term**	G	**Definition**	Term	G	Definition
(1)	(2)	(3)	(4)	(5)	(6)	(7)	(8)
				group of individuals; 3)sole proprietorships 4)governmental bodies EXAMPLE 3 Groupings of the above types of organizations where there is a need to identify these in information interchange.			prévues par la loi.EXEMPLE 3 Regroupements des organisations des types ci-dessus, lorsqu'il est nécessaire de les identifier pour l'échange d'informations. EXEMPLE 2 Autres organisations ou activités fournissant des biens et/ou des services, tels que: 1)sociétés en participation; 2)organismes sociaux ou autres à but non lucratif dans lesquels le droit de propriété ou le contrôle est dévolu à un groupe de personnes; 3) entreprises individuelles; 4) administrations et organismes de l'état; EXEMPLE 3 Regroupements des organisations des types ci-dessus, lorsqu'il est nécessaire de les identifier pour l'échange d'informations.
75	ISO/IEC 15944-2:2006 (3.70)	organization address	09	the **physical** and/or **electronic address** of an **organization** NOTE A physical address includes a "pick-up" address such as a mailbox or such other location one can deliver to.	adresse d'organisation	02	**adresse physique** et/ou **électronique** d'une **organisation** NOTE Une adresse physique comprend une adresse de « ramassage » telle qu'une boîte aux lettres ou un autre lieu de ce genre où l'on peut peut faire une livraison.
76	ISO/IEC 11179-3: 2003, (3.3.94)	organization name	09	**designation** for the **organization** NOTE The name by which the organization is known to the registration authority.	nom d'organisation	01	**désignation** de l'**organisation** NOTE Nom sous lequel l'organisation est connue de l'autorité d'enregistrement.
77	ISO/IEC 15944-2:2006 (3.72)	origin	09	source (document, project, discipline or model) for the **OeRI**	origine	02	source (document, projet, discipline ou modèle) de l'OeRI

© ISO/IEC 2006 – All rights reserved
Copyright International Organization for Standardization
Provided by IHS under license with ISO
No reproduction or networking permitted without license from IHS
Not for Resale

Identification		*ISO English*			*ISO French*		
Term ID	**Source**	**Term**	G	**Definition**	Term	G	Definition
(1)	(2)	(3)	(4)	(5)	(6)	(7)	(8)
78	ISO/IEC 15944-1:2002 (3.47)	Person	09	entity, i.e., a natural or legal person, recognized by law as having legal rights and duties, able to make **commitment**(s), assume and fulfil resulting obligation(s), and able of being held accountable for its action(s) NOTE 1 Synonyms for "legal person" include "artificial person", "body corporate", etc., depending on the terminology used in competent jurisdictions. NOTE 2 Person is capitalized to indicate that it is being utilized as formally defined in the standards and to differentiate it from its day-to-day use. NOTE 3 Minimum and common external constraints applicable to a business transaction often require one to differentiate among three common subtypes of Person, namely "individual", "organization", and "public administration".	Personne	02	entité, c-à-d. une personne physique ou morale, reconnue par la loi comme ayant des droits et des devoirs, capable de faire des **engagements**, d'assumer et de remplir les obligations résultantes, et capable d'être tenue responsable de ses actions. NOTE 1 Parmi les synonymes de «personne morale», on trouve «personne juridique», «personne fictive», «corporation», etc., selon la terminologie utilisée par les juridictions compétentes. NOTE 2 « Personne » prend la majuscule pour indiquer que ce terme est utilisé tel que défini officiellement dans les normes et pur le différencier de son usage ordinaire. NOTE 3 Les exigences minima et communes applicables aux transactions d'affaires obligent souvent à faire une différence entre les trois sous-catégories communes de « Personne », notamment « individu », « organisation », « administration publique».
79	ISO/IEC 15944-1:2002 (3.51)	persona	09	the set of **data elements** and their values by which a **Person** wishes to be known and thus identified in a **business** transaction	persona	01	série d'éléments de données et leurs valeurs selon lesquelles une **Personne** désire être connue et ainsi identifiée dans une **transaction d'affaires**.
80	ISO/IEC 15944-2:2006 (3.74)	physical address	09	**address** that is used/recognized by a postal authority and/or courier	adresse physique	02	**adresse** qui est utilisée/reconnue par une autorité postale

© ISO/IEC 2006 – All rights reserved
Copyright International Organization for Standardization
Provided by IHS under license with ISO
No reproduction or networking permitted without license from IHS
Not for Resale

Identification		*ISO English*			*ISO French*		
Term ID	**Source**	**Term**	G	**Definition**	Term	G	Definition
(1)	(2)	(3)	(4)	(5)	(6)	(7)	(8)
				service to deliver information item(s), material object(s), or **business object**(s) to a **Contact** at either an actual **address** or a pick-up point **address**, (e.g., P.O. Box, rural route, etc.)			et/ou un service de messagerie pour livraison d'article(s) d'information, **d'objet**(s) matériel(s), ou **d'objet**(s) d'**affaires** à un contact, soit à une **adresse** réelle, soit à une **adresse** de point de ramassage (par ex. une boîte postale, une route rurale, etc.)
81	ISO/IEC 15944-2:2005 (3.80)	principle	09	fundamental, primary assumption and quality which constitutes a source of action determining particular objectives or results NOTE 1 A principle is usually enforced by rules that affect its boundaries. NOTE 2 A principle is usually supported through one or more rules. NOTE 3 A principle is usually part of a set of principles which together form a unified whole. EXAMPLE: Within a jurisdictional domain, examples of a set of principles include a charter, a constitution, etc.	principe	01	hypothèse fondamentale et primaire, et qualité qui constitue une source d'action pour déterminer des objectifs ou des résultats particuliers. NOTE 1 Un principe est habituellement mis en vigueur par des règles qui touchent ses limites. NOTE 2 Un principe est habituellement soutenu par une ou plusieurs règles. NOTE 3 Un principe fait habituellement partie d'un ensemble de principes qui ensemble forment un tout unifié. EXEMPLE : Dans un domaine juridique, une charte, une constitution, etc., sont des exemples d'un ensemble de principes.
82	ISO/IEC 15944-1:2002 (3.53)	process	09	series of actions or events taking place in a defined manner leading to the accomplishment of an expected result	processus	01	série d'actions ou d'événements qui se produisent d'une manière définie et qui aboutissent à un résultat attendu.
83	ISO/IEC 15944-1:2002 (3.56)	recorded information	09	information that is recorded on or in a medium irrespective of form, recording medium or technology utilized, and in a manner allowing for storage and retrieval	information enregistrée	02	toute **information enregistrée** sur ou dans un support quelle que soit sa forme, le support de stockage ou la technologie utilisés, et de façon à permettre son

© ISO/IEC 2006 – All rights reserved
Copyright International Organization for Standardization
Provided by IHS under license with ISO
No reproduction or networking permitted without license from IHS
Not for Resale

Identification		*ISO English*			*ISO French*		
Term ID	**Source**	**Term**	G	**Definition**	Term	G	Definition
(1)	(2)	(3)	(4)	(5)	(6)	(7)	(8)
				NOTE 1 This is a generic definition and is independent of any ontology, (e.g., those of "facts" versus "data" versus "information" versus "intelligence" versus "knowledge", etc.). NOTE 2 Through the use of the term "information," all attributes of this term are inherited in this definition. NOTE 3 This definition covers: (i)any form of recorded information, means of recording, and any medium on which information can be recorded; and, (ii)all types of recorded information including all data types, instructions or software, databases, etc.			stockage et son extraction. NOTE 1 Cette définition est générique et indépendante de toute ontologie (par exemple le point de vue des «faits» par rapport aux «données», à «l'information», aux «renseignements», à la «connaissance», etc. NOTE 2 Dans l'utilisation du terme «information», tous les attributs de ce terme sont hérités dans cette définition. NOTE 3 Cette définition couvre les élément suivants : (i)toute forme d'information enregistrée, tout moyen d'enregistrement, et tout support sur lequel l'information peut être enregistrée; et, (ii)tous types d'information enregistrée, y compris tous les types de données, instructions ou logiciels, bases de données, etc.
84	ISO/IEC 15944-2:2006 (3.78)	reference document	09	external document(s) containing relevant **recorded information** about the scenario or **scenario component**	document de référence	01	document(s) externe(s) contenant l'**information enregistrée** pertinente sur le scénario ou la **composante de scénario**
85	ISO/IEC 11179-3: 2003, (3.3.112)	reference document identifier	09	identifier assigned to a **reference document** by the **OeRO**	identificateur de document de référence	01	identificateur attribué à un **document de référence** par l'**OeRO**
86	ISO/IEC 15944-2:2006 (3.80)	reference document language code	09	ISO 639-2/T based **language** code(s) identifying the **language**(s) used in the **reference document**	code de langue du document de référence	01	code(s) de **langue** basé(s) sur l'ISO 639-2T identifiant la (les) **langue**(s) utilisée(s) dans le **document de référence**

© ISO/IEC 2006 – All rights reserved
Copyright International Organization for Standardization
Provided by IHS under license with ISO
No reproduction or networking permitted without license from IHS
Not for Resale

Identification		*ISO English*			*ISO French*		
Term ID	**Source**	**Term**	G	**Definition**	Term	G	Definition
(1)	(2)	(3)	(4)	(5)	(6)	(7)	(8)
87	ISO/IEC 11179-3: 2003, (3.3.114)	reference document title	09	title(s) of the **reference document** NOTE A reference document may have more than one title depending on the languages in which it is produced	titre de document de référence	01	titre(s) du **document de référence** NOTE Un document de référence peut avoir plusieurs titres selon les langues dans lesquelles il est produit
88	ISO/IEC 11179-3: 2003, (3.3.115) adapted	reference document type description	09	description of the document type of the **reference document**	description du type de document de référence	02	description du type de document du **document de référence**
89	ISO/IEC 11179-3: 2003, (3.3.116)	reference organization	09	relationship between a **reference document** and an **organization**	organisation de référence	02	relation entre un **document de référence** et une **organisation**
90	ISO 19135:2005 (4.1.9)	register	09	set of files containing identifiers assigned to items with descriptions of the associated items	registre	01	ensemble de fichiers contenant des identificateurs attribués à des articles avec une description des articles qui s'y rattachent
91	ISO/FDIS 19135, (4.1.10)	register manager	09	**organization** to which management of a **register** has been delegated by the **register** owner NOTE In the case of an ISO register, the register manager performs the functions of the registration authority specified in the ISO/IEC Directives.	gestionnaire de registre	03	**organisation** à laquelle le **propriétaire de registre** a délégué la gestion d'un **registre** NOTE Dans le cas d'un registre ISO, le(la) gestionnaire de registre exécute les fonctions de l'autorité d'enregistrement spécifiée dans les Directives de l'ISO/CEI.
92	ISO/FDIS 19135, (4.1.11)	register owner	09	**organization** that establishes a **register**	propriétaire de registre	03	**organisation** qui établit le **registre**
93	ISO/IEC 15944-2:2006 (3.87)	registrar	09	representative of an Open-edi Registration Organization	registraire	03	représentant(e) d'une **organisation** d'**enregistrement** d'EDI ouvert
94	ISO/IEC 15944-2:2006 (3.88)	registrar Contact	09	**Contact** information associated with a registrar of an Open-edi **registration organization**	Contact de registraire	01	**information de Contact** rattachée à un(e) **registraire** d'une **organisation** d'**enregistrement** d'EDI ouvert
95	ISO/IEC 15944-2:2005 (3.94)	registration	09	**rule**-based **process**, explicitly stated, involving the use of one or more **data elements**, whose value (or combination of values) are	enregistrement	01	**processus** à **base de règles**, énoncé explicitement, impliquant l'utilisation d'un ou de plusieurs éléments de

© ISO/IEC 2006 – All rights reserved
Copyright International Organization for Standardization
Provided by IHS under license with ISO
No reproduction or networking permitted without license from IHS
Not for Resale

Identification		*ISO English*			*ISO French*		
Term ID	**Source**	**Term**	G	**Definition**	Term	G	Definition
(1)	(2)	(3)	(4)	(5)	(6)	(7)	(8)
				used to identify uniquely the results of assigning an **OeRI**			données, dont la valeur (ou la combinaison de valeurs) sert à identifier uniquement les résultats de l'attribution d'un **OeRI**
96	ISO/IEC 15944-1:2002 (3.57)	Registration Authority (RA)	09	**Person** responsible for the maintenance of one or more **Registration Schemas** (**RS**) including the assignment of a unique identifier for each recognized entity in a **Registration Schema (RS)**	organisme d'enregistrement	02	**Personne** responsable du maintien d'un ou de plusieurs **schémas d'enregistrement** (**RS**), y compris l'attribution d'un identificateur unique pour chaque entité reconnue d'un **schéma d'enregistrement** (**RS**).
97	ISO/IEC 15944-1:2002 (3.58)	Registration Schema (RS)	09	formal **definition** of a set of **rules** governing the data fields for the description of an entity and the allowable contents of those fields, including the **rules** for the assignment of identifiers	schéma d'enregistrement, (RS)	01	**définition** officielle d'un ensemble de **règles** régissant les champs de données pour la description d'une entité ainsi que le contenu autorisé de ces champs, y-compris les **règles** d'attribution des identifiants.
98	ISO/IEC 15944-2:2006 (3.92)	registration status	09	**designation** of the status in the **registration** administration of an **OeRI**	statut d'enregistrement	01	désignation du statut dans l'administration de l'**enregistrement** d'un **OeRI**
99	ISO/IEC 19135::2005 (4.1.13)	registry	09	information system on which a **register** is maintained	registre	01	système d'information sur lequel est maintenu un **registre**
100	ISO/IEC 14662:2004 (4.1.2.1)	role	09	specification which models an external intended behaviour (as allowed within a scenario) of an Open-edi Party	rôle	01	spécification qui modélise le comportement externe attendu d'un partenaire d'EDI-ouvert dans le cadre permis par un scénario.
101	ISO/IEC 15944-2:2005 (3.100)	rule	09	statement governing conduct, procedure, conditions and relations. NOTE 1 Rules specify conditions that must be complied with. These may include relations among objects and their attributes. NOTE 2 Rules are of a mandatory or conditional nature.	règle	02	énoncé régissant une conduite, une procédure, des conditions ou des rapports. NOTE 1 Les règles spécifient les rapports entre les objets et leurs attributs. NOTE 2 Les règles sont de nature obligatoire ou conditionnelle.

--`,,```,,,,````-`-`,,`,,`,`,,`---

© ISO/IEC 2006 – All rights reserved
Copyright International Organization for Standardization
Provided by IHS under license with ISO
No reproduction or networking permitted without license from IHS
Not for Resale

Identification		*ISO English*			*ISO French*		
Term ID	**Source**	**Term**	G	**Definition**	Term	G	Definition
(1)	(2)	(3)	(4)	(5)	(6)	(7)	(8)
				NOTE 3 In Open-edi, rules formally specify the commitment(s) and role(s) of the parties involved, and the expected behaviour(s) of the parties involved as seen by other parties involved in (electronic) business transactions. Such rules are applied to: -content of the information flows in the form of precise and computer-processable meaning, i.e. the semantics of data; and, -the order and behaviour of the information flows themselves. NOTE 4 Rules must be clear and explicit enough to be understood by all parties to a business transaction. Rules also must be capable of being able to be specified using a using a Formal Description Technique(s) (FDTs). EXAMPLE A current and widely used FDT is "Unified Modelling Language (UML)". NOTE 5 Specification of rules in an Open-edi business transaction should be compliant with the requirements of ISO/IEC 15944-3 "Open-edi Description Techniques (OeDT)"			NOTE 3 Les règles spécifient formellement les engagements et le(s) rôle(s) des parties concernées, et le(s) comportement(s) prévu(s) des parties concernées tels que perçus par d'autres parties concernées par des transactions (électroniques) d'affaires. Ces règles s'appliquent aux éléments suivants: -contenu des flux d'information sous forme de signification précise et traitable par ordinateur, c-à-d. la sémantique des données; et, -l'ordre et le comportement des flux d'informaiton eux-mêmes. NOTE 4 Les règles doivent être suffisamment claires et explicites pour être comprises par toutes les parties d'une transaction d'affaires. En même temps, les règles doivent pouvoir être spécifiees en utilisant une ou des technique(s) de description formelle(s) (FDT). EXEMPLE L'une des techniques de description formelles actuellement et couramment utilisées est l'UML (Langage de modélisation unifié ou Unified Modelling Language). NOTE 5 [translation required 03.06.03]

© ISO/IEC 2006 – All rights reserved
Copyright International Organization for Standardization
Provided by IHS under license with ISO
No reproduction or networking permitted without license from IHS
Not for Resale

Identification		*ISO English*			*ISO French*		
Term ID	**Source**	**Term**	G	**Definition**	Term	G	Definition
(1)	(2)	(3)	(4)	(5)	(6)	(7)	(8)
102	ISO/IEC 15944-2:2006 (3.101)	rulebase	09	pre-established set of **rules** which interwork and which together form an autonomous whole NOTE One considers a rulebase to be to rules as database is to data.	base de règles	02	ensemble pré-établi de **règles** qui s'appliquent en concordance et qui ensemble forment un tout autonome. NOTE : On considère qu'une base de règles est aux règles ce qu'une base de données est aux données.
103	ISO/IEC 14662:2004 (4.1.2.3)	scenario attribute	09	formal specification of information, relevant to an Open-edi scenario as a whole, which is neither specific to **roles** nor to Information Bundles	attribut de scénario	01	spécification formelle d'une information d'intérêt pour la globalité d'un **scénario d'EDI-ouvert**, qui ne ressortit spécifiquement ni aux **rôles** ni aux faisceaux d'informations.
104	ISO/IEC 15944-2:2006 (3.103)	scenario component	09	one of the three fundamental elements of a scenario, namely **role**, **information bundle**, and **semantic component**	composante de scénario	02	l'un des trois éléments fondamentaux d'un **scénario, nommément le rôle**, le **faisceau d'informations**, et la **composante sémantique**
105	ISO/IEC 15944-2:2006 (3.104)	scenario content	09	set of **recorded information** containing **registry** entry **identifiers**, labels and their associated **definitions** and related **recorded information** posted (or reposted) in any **registry** for **business** objects	contenu de scénario	01	ensemble d'**information enregistrée** contenant les **identificateurs** d'entrée de **registre**, les labels, leurs **définitions** connexes, et l'**information enregistrée** connexe publiée (ou republiée) dans tout **registre** d'objets d'**affaires**
106	ISO/IEC 15944-2 2006 (3.105)	scenario specification attribute	09	any **attribute** of a scenario, **role**, **information bundle**, and/or **semantic component**.	attribut de specification de scénario	01	tout **attribut** d'un scénario, d'un **rôle**, d'un **faisceau d'informations**, et/ou d'une **composante sémantique**
107	ISO/IEC 15944-2:2006 (3.102)	SC identifier	09	unique, linguistically neutral, **unambiguous**, referencable **identifier** of a **Semantic Component**	identificateur de composante sémantique	01	**identificateur** unique, linguistiquement neutre, **non ambigué** et référencable d'une **composant sémantique**

© ISO/IEC 2006 – All rights reserved
Copyright International Organization for Standardization
Provided by IHS under license with ISO
No reproduction or networking permitted without license from IHS
Not for Resale

Identification		*ISO English*			*ISO French*		
Term ID	**Source**	**Term**	G	**Definition**	Term	G	Definition
(1)	(2)	(3)	(4)	(5)	(6)	(7)	(8)
108	ISO/IEC 14662:2004 (4.1.2.2)	Semantic Component (SC)	09	unit of **recorded information unambiguously** defined in the context of the **business** goal of the **business transaction** NOTE A SC may be atomic or composed of other SCs.	Composant sémantique (SC, Semantic Component)	02	unité d'**information enregistrée** définie de manière **non ambigué** dans le contexte de **l'objectif d'affaires de la transaction d'affaires**. NOTE Un **SC** peut être atomique ou composé d'autres **SC**.
109	ISO/IEC 15944-2:2005 (3.108)	Source Authority (SA)	09	**Person** recognized by other **Persons** as the authoritative source for a set of **constraints** NOTE 1 A Person as a Source Authority for internal constraints may be an individual, organization, or public administration. NOTE 2 A Person as Source Authority for external constraints may be an organization or public administration. EXAMPLE In the field of air travel and transportation, IATA as a Source Authority, is an "organization," while ICAO as a Source Authority, is a "public administration". NOTE 3 A Person as an individual shall not be a Source Authority for external constraints. NOTE 4 Source Authorities are often the issuing authority for identifiers (or composite identifiers) for use in business transactions. NOTE 5 A Source Authority can undertake the role of Registration Authority or have this role undertaken on its behalf by another Person. NOTE 6 Where the sets of constraints of a Source Authority control a coded domain, the SA has the role	Autorité de source (AS)	02	**Personne** reconnue par d'autres **Personnes** comme source faisant autorité pour un ensemble de **contraintes** NOTE 1 Une personne comme Autorité de source pour des contraintes internes peut être un individu, une organisation ou une administration publique. NOTE 2 Une personne comme Autorité de source pour des contraintes externes peut être une organisation ou une administration publique. EXEMPLE Dans le domaine du transport aérien, l'IATA, comme Autorité de source, est une « organisation », tandis que l'OACI en tant qu'Autorité de source est une « administration publique ». NOTE 3 Une Personne en tant qu'individu ne peut être une Autorité de source pour des contraintes externes. NOTE 4 Les Autorités de source sont souvent les autorités émettrices des identificateurs (ou des identificateurs

© ISO/IEC 2006 – All rights reserved
Copyright International Organization for Standardization
Provided by IHS under license with ISO
No reproduction or networking permitted without license from IHS
Not for Resale

Identification		*ISO English*			*ISO French*		
Term ID	**Source**	**Term**	G	**Definition**	Term	G	Definition
(1)	(2)	(3)	(4)	(5)	(6)	(7)	(8)
				of a coded domain Source Authority.			composites) à utiliser dans les transactions d'affaires. NOTE 5 Une Autorité de source peut jouer le rôle d'un organisme d'enregistrement ou faire jouer ce rôle à sa place par une autre Personne. NOTE 6 Lorsque l'ensemble de contraintes d'une Autorité de source contrôle un domaine codé, l'AS joue le rôle d'Autorité de source d'un domaine codé.
110	ISO/IEC 15944-1:2002 (3.64)	standard	09	documented agreement containing technical specifications or other precise criteria to be used consistently as **rules**, guidelines, or **definitions** of characteristics, to ensure that materials, products, **processes** and services are fit for their purpose NOTE This is the generic definition of “standard” of the ISO and IEC (and now found in the ISO/IEC JTC1 Directives, Part 1, Section 2.5:1998) {See also ISO/IEC Guide 2: 1996 (1.7)} http://www.iso.ch/infoe/intro.html	norme	02	accord documenté contenant des spécifications techniques ou autres critères précis destinés à être utilisés systématiquement en tant que **règles**, lignes directrices ou **définitions** de caractéristiques pour assurer que des matériaux, produits, **processus** et services sont aptes à leur emploi.
111	ISO/IEC 15944-2:2006 (3.106)	stewardship (of OeRI)	09	relationship of an **OeRI**, a **Contact**, and an **organization** involved in the stewardship of an **OeRI**	gérance (d'un OeRI)	02	rapport entre un **OeRI**, un **Contact**, et une **organisation** participant à la gérance d'un **OeRI**
112	ISO/IEC 15944-2:2006 (3.107)	stewardship organization	09	unique framework of authority within which a **Person** or **Persons** act, or are designated to act in the stewardship of an **OeRI**	organisation de gérance	02	unique cadre d'autorité au sein duquel agit une **Personne** ou des **Personnes**, ou qui sont désignées pour agir dans la gérance d'un **OeRI**

© ISO/IEC 2006 – All rights reserved
Copyright International Organization for Standardization
Provided by IHS under license with ISO
No reproduction or networking permitted without license from IHS
Not for Resale

Identification		*ISO English*			*ISO French*		
Term ID	**Source**	**Term**	G	**Definition**	Term	G	Definition
(1)	(2)	(3)	(4)	(5)	(6)	(7)	(8)
113	ISO/IEC 15944-2:2006 (3.108)	submission (of OeRI)	09	relationship of an **OeRI**, a **Contact**, and an **organization** involved in the submission of an **OeRI**	soumission (d'un OeRI)	02	rapport entre un **OeRI**, un **Contact**, et une **organisation** participant à la gérance d'un **OeRI**
114	ISO FDIS 19135:2005, (4.1.16)	submitting organization	09	**organization** authorised by a **registry owner** to propose changes to the content of a **register**	**organisation soumettante** **organisation**	02	autorisée par un **propriétaire de registre** à proposer des changements au contenu d'un **registre**
115	ISO/IEC 15944-1:2002 (3.66)	unambiguous	09	level of certainty and explicitness required in the completeness of the semantics of the **recorded information** interchanged appropriate to the goal of a **business** transaction	non-ambigu	03	niveau de certitude et d'explicité exigé dans la complétude de la sémantique d'une **information enregistrée** et échangée dans le but d'une **transaction d'affaires**.
116	ISO/IEC 15944-2:2006 (3.112)	until date	09	date at which an **OeRI** is no longer effective in the **registry**	date limite	02	**date** à laquelle un **OeRI** n'est plus en vigueur dans le **registre**
117	ISO/IEC 15944-2:2006 (3.113)	version identifier	09	unique number assigned to identify a version of an **OeRI** NOTE The default = 1.0	identificateur de version	01	numéro unique attribué pour identifier la version d'un **OeRI** NOTE La valeur par défaut est 1.0.

© ISO/IEC 2006 – All rights reserved
Copyright International Organization for Standardization
Provided by IHS under license with ISO
No reproduction or networking permitted without license from IHS
Not for Resale

Annex B
(normative)

Open-edi registration administration attributes

B.1 Introduction

This annex presents a table that delineates the requirements for inclusion of Open-edi registration administration attributes in an Open-edi registry for OeRIs. Each row is an elementary attribute or a composite attribute.

B.2 Administration attributes

Table B-1 provides a summary of the attributes that are used for an OeRI. The first column is the administration attribute name. The indentation of the administration attribute name denotes the sublevel of the attribute. The second column is the definition of the administration attribute as stated in Clause 3.[23)]

The third column specifies the obligation and conditionality for the Open-edi registration administration attribute. The codes used are based on those found in the coded domain for "Codes Representing Presence-Type Attributes" as specified in Annex B (Normative) in ISO/IEC 15944-1:2001.

–- "1" = mandatory. Mandatory administrative attributes are required for the OeRI, without exception.

–- "2" = conditional. Conditional administration attributes are used subject to provisions being met that satisfy one or more rules about the OeRI.

–- "3" = mandatory subject to conditional. Mandatory subject to conditional administration attributes are those that depend upon the implementation of an conditional attribute. They are required when the conditional administration attribute upon which they depend is implemented and referenced, including dependencies.

–- "4" = optional. Optional administration attributes are subject to no conditions and are completely discretionary.

The fourth column identifies the maximum number of occurrences for the administration attribute within its composite administration attribute. The fifth column specifies the datatype of the elementary administration attributes, i.e., components of a composite administration attribute such as a composite identifier or contact informaton.

23) Extensive use has been made here of ISO/IEC 11179-3 and 11179-6 where applicable.

--`,,```,,,,````-`-`,,`,,`,`,,`---
© ISO/IEC 2006 – All rights reserved

Copyright International Organization for Standardization
Provided by IHS under license with ISO
No reproduction or networking permitted without license from IHS
Not for Resale

Copyright International Organization for Standardization
Provided by IHS under license with ISO
No reproduction or networking permitted without license from IHS
Not for Resale

Table B-1 — Open-edi administation attributes

Administration Attribute Name and Structure	Definition from this part of ISO/IEC 15944 Clause 3	Obligation / Condition	Maximum Occurrence	Datatype
OeRI	information within a registry relating to a specific business object including linkage information to a scenario content			
Open-edi Registry record	collection of information for an OeRI	**1**	**one**	
International Registration Business Object Identifier	internationally unique identifier for an OeRI	**1**	one	
International Standard Identifier	Identifier of the version of this part of ISO/IEC 15944 upon which attributes are based	**1**	one	string
Open-edi Registration Organization identifier	identifier assigned to an Open-edi Registration Organization	**1**	one	string
business object identifier	unique identifier for an OeRI within an Open-edi Registration Organization	**1**	one	string
business object type	coded domain for the type of business object being registered, i.e., scenario, IB or SC	**1**	one	digit
scenario identifier	unique, linguistically neutral, unambiguous, referenceable identifier of an Open-edi scenario	**2**	one	string

© ISO/IEC 2006 – All rights reserved

Administration Attribute Name and Structure	Definition from this part of ISO/IEC 15944 Clause 3	Obligation / Condition	Maximum Occurrence	Datatype
IB identifier	unique, linguistically neutral, unambiguous, referencable identifier of an Information Bundle	**2**	one	string
SC identifier	unique, linguistically neutral, unambiguous, referencable identifier of a Semantic Component	**2**	one	string
version identifier	unique number assigned to identify a version of an OeRI; default = 1.0	**1**	one	string
registration status	designation of the status in the registration administration of an OeRI	**1**	one	string
creation date	date the OeRI was created	**1**	one	date
effective date	date an OeRI became/becomes available to registry users	**4**	one	date
last change date	date the OeRI was last changed	**4**	one	date
until date	date an OeRI is no longer effective in the registry	**4**	one	date
administrative note	general note about the OeRI	**4**	one	string

© ISO/IEC 2006 – All rights reserved
Copyright International Organization for Standardization
Provided by IHS under license with ISO
No reproduction or networking permitted without license from IHS
Not for Resale

Administration Attribute Name and Structure	Definition from this part of ISO/IEC 15944 Clause 3	Obligation / Condition	Maximum Occurrence	Datatype
change description	description of why and how the OeRI has been modified since the prior version of the OeRI	**4**	one	string
explanatory comment	descriptive comments about the OeRI	**4**	one	string
origin	source (document, project, discipline or model) for the OeRI	**4**	one	string
unresolved issue	problem that remains unresolved regarding proper documentation of the OeRI	**4**	one	string
Open-edi Registration Authority	body responsible for maintaining the register of OeROs and for the issuance of OeRO identifiers	**1**	one	
Open-edi Registration Organization	body qualified by the OeRA to assume the responsibility for the registration of scenario and scenario components	**1**		
Open-edi Registration Organization name	designation for the Open-edi Registration Organization	**1**	one	string
Open-edi Registration Organization address	physical, electronic, postal or delivery address of the Open-edi Registration Organization	**4**	one	string

Copyright International Organization for Standardization
Provided by IHS under license with ISO
No reproduction or networking permitted without license from IHS
Not for Resale
© ISO/IEC 2006 – All rights reserved

Administration Attribute Name and Structure	Definition from this part of ISO/IEC 15944 Clause 3	Obligation / Condition	Maximum Occurrence	Datatype
Open-edi Registration Organization Identifier	identifier assigned to an Open-edi Registration Organization	**1**	one	string
registrar	representative of an Open-edi Registration Organization	**1**	one	
registrar Contact	Contact information associated with an Open-edi registration organization	**1**	one	
registrar Contact name	name of the registrar contact	**1**	one	string
registrar Contact information	information to enable a registrar Contact to be located or communicated with	**1**	one	string
registrar Contact title	name of the position held by the registrar contact	**4**	one	string
documentation language code	language code of the language used for documentation by the Open-edi Registration Organization	**1**	many	
jurisdictional domain identifier	ID code of a jurisdictional domain as recognized for use by peer jurisdictional domains within a system of mutual recognition	**2**	one	string

--`,,```,,,,````-`-`,,`,,`,`,,`---
© ISO/IEC 2006 – All rights reserved
Copyright International Organization for Standardization
Provided by IHS under license with ISO
No reproduction or networking permitted without license from IHS
Not for Resale

Administration Attribute Name and Structure	Definition from this part of ISO/IEC 15944 Clause 3	Obligation / Condition	Maximum Occurrence	Datatype
submission (of OeRI)	relationship of an OeRI, a Contact, and an Organization involved in the submission of an OeRI	**1**	one	
submission organization	unique framework of authority within which a person or persons act, or are designated to act in the submission of an OeRI	**1**		
submission organization name	designation for the submitting organization	**1**	one	string
submission organization address	physical, electronic, postal or delivery address of the submitting organization	**4**	one	string
submission Contact	contact information associated with a submission organization	**1**	one	
submission Contact name	name of the submission Contact	**1**	one	string
submission Contact information	information to enable a submission Contact to be located or communicated with	**1**	one	string
submission Contact title	name of the position held by the submission Contact	**4**	one	string
stewardship (of OeRI)	relationship of an OeRI, a Contact, and an Organization involved in the stewardship of an OeRI	**1**		

Copyright International Organization for Standardization
Provided by IHS under license with ISO
No reproduction or networking permitted without license from IHS
Not for Resale
© ISO/IEC 2006 – All rights reserved

Copyright International Organization for Standardization © ISO/IEC 2006 – All rights reserved
Provided by IHS under license with ISO
No reproduction or networking permitted without license from IHS
Not for Resale

Administration Attribute Name and Structure	Definition from this part of ISO/IEC 15944 Clause 3	Obligation / Condition	Maximum Occurrence	Datatype
stewardship organization	unique framework of authority within which a person or persons act, or are designated to act in the stewardship of an OeRI	**1**		
stewardship organization name	designation for the stewardship organization	**1**	one	string
stewardship organization address	physical, electronic, postal or delivery address of the stewardship organization	**4**	one	string
stewardship Contact	contact information associated with a stewardship organization	**1**	one	
stewardship Contact name	name of the stewardship Contact	**1**	one	string
stewardship Contact information	information to enable a stewardship Contact to be located or communicated with	**1**	one	string
stewardship Contact title	name of the position held by the stewardship Contact	**4**	one	string
OeRI language code	language code of the language used for the OeRI by the submitting organization	**1**	one	string
jurisdictional domain identifier	ID code of a jurisdictional domain as recognized for use by peer jurisdictional domains within a system of mutual recognition	**2**	one	string

Administration Attribute Name and Structure	Definition from this part of ISO/IEC 15944 Clause 3	Obligation / Condition	Maximum Occurrence	Datatype
reference document	external document(s) containing relevant information about the scenario or scenario component	**1**	many	
reference document identifier	identifier for the reference document	**2**	one	string
reference organization	relationship between a reference document and an organization	**2**	many	
reference organization name	designation for the reference organization	**2**	one	string
reference organization address	physical, electronic, postal or delivery address of the reference organization	**4**	one	string
reference document language code	language code of the language used in the reference document	**4**	many	
jurisdictional domain identifier	ID code of a jurisdictional domain as recognized for use by peer jurisdictional domains within a system of mutual recognition	**2**	one	string
reference document title	title of the reference document.	**4**	one	string
reference document type description	description of the type of reference document	**4**	one	string

Copyright International Organization for Standardization
Provided by IHS under license with ISO
No reproduction or networking permitted without license from IHS
Not for Resale
© ISO/IEC 2006 – All rights reserved

Annex C
(normative)

Open-edi scoping and specification attributes

Open-edi scoping attributes from ISO/IEC 15944-1 subclause 7.3, Template for specifying scope of an Open-edi scenarioO, and specification attributes from ISO/IEC 15944-1 subclause 9.2.3,Consolidated template of attributes of Open-edi scenarios, roles and Information Bundles, are repeated for convenience.

Scenario scoping and specification attributes ensure that all the information required for the **Business Operational View (BOV)** of an Open-edi Scenario, its components and all attributes required to be specified, (and registered for re-use) are captured in a systematic and explicit manner.

Registration of classification concepts is optional, as determined by a Decision Code of 1, (= YES) or 2 (= NO) in Template 7.3.2 of ISO/IEC 15944-1.

Rule 13:

A classification concept shall be registered if its Decision Code is 1 in Template 7.3.2 of ISO/IEC 15944-1.

Registration of scenario specification attributes is optional, as determined by a Decision Code of 1, (i.e., YES) or 2 (i.e., NO) in Template 9.2.3 of ISO/IEC 15944-1.

Rule 14:

A scenario specification attribute shall be registered if its Decision Code is 1 in Template 9.2.3 of ISO/IEC 15944-1.

Once the Decision Codes for scenario scoping and specification attributes of ISO/IEC 15944-1 are determined, the scenario specification would then be formally expressed in an OeDT according to OeDT requirements as prescribed in ISO/IEC 14662 and elaborated on in Part 3 of this multipart standard. The Open-edi Scenario Scoping ID TAGs and Open-edi Scenario component **ID codes** of ISO/IEC 15944-1 shall be explicitly associated with the OeDT artefacts.

Rule 15:

Scenario concepts or attributes that are introduced in subsequent parts of this multipart standard, for which the decision code is 1 in their respective templates, shall be specified in the registration of the scenario.

© ISO/IEC 2006 – All rights reserved

Copyright International Organization for Standardization
Provided by IHS under license with ISO
No reproduction or networking permitted without license from IHS
Not for Resale

Table C-1 — Scenario Scope Attributes

IT-Interface		Linguistic Human-Interface Equivalents			Spare
Scope Tag ID Code	**Decision Code**	**Name (English)**	**Name (French)**	**Name (Other)**	
(1)	**(2)**	**(3)**	**(4)**	**(5)**	**(6)**
1000		Business goal of business transaction- No external constraints[24)]			
1010		Business goal of business transaction includes external constraint[25)]			
1040		Persons (no external constraint)			
1041		Persons: Individual <-> Individual			
1042		Persons: Individual <-> Organization[26)]			
1043		Persons: Individual <-> Public Administration			
1044		Persons: Organization <-> Organizations[27)]			
1045		Persons: Organization <-> Public Administration			
1046		Persons: Public Administration <-> Public Administration			
1060		Bilateral Transaction Model			
1061		Mediated Business Transaction Model[28)]			
1065		Defined Market Model			
1066		Undefined Market Model			

24) It is important in scoping an Open-edi Scenario to specify at the outset whether or not external constraints apply to the business transaction being modelled. If there are no external constraints, i.e., the only constraints are those which the buyer and seller mutually agree to, then such an Open-edi scenario can often serve as a generic re-useable 'lego' block in support of those Open-edi scenarios which do include external constraints.

25) The completion of ISO/IEC 15944-5:2006, *Information technology — Business Operational View — Part 5: Identification and referencing of requirements of jurisdictional domains as sources of external constraints* will be of assistance in development of "standard" template attributes for identification of external constraints.

26) Often referred to as “B2C”, i.e., as in “business to consumer”. Here it is understood that a “consumer” is an “individual” and not an “organization”.

27) Often referred to as “B2B” i.e., as in “business to business”.

28) Primitive means business transaction to be modelled as an Open-scenario involves only buyers and sellers.

© ISO/IEC 2006 – All rights reserved
Copyright International Organization for Standardization
Provided by IHS under license with ISO
No reproduction or networking permitted without license from IHS
Not for Resale

IT-Interface		Linguistic Human-Interface Equivalents			Spare
Scope Tag ID Code	**Decision Code**	**Name (English)**	**Name (French)**	**Name (Other)**	
(1)	**(2)**	**(3)**	**(4)**	**(5)**	**(6)**
1070		Immediate Settlement Model			
1071		Separate Settlement Model			
		AGENTS AND THIRD PARTIES			
1110		**Business Transaction allows for Agents**[29)]			
1111		Buyer Agent			
1112		Seller Agent			
1130		**Business Transaction allows for Third Parties**[30)]			
1131		By mutual agreement of buyer and seller (as **internal constraints** only)			
1132		external constraint(s) Mandated			
1200		**PROCESS COMPONENT: All five sets of distinct activities covered.**			
1210		**Planning**			
1215		Public information on goods/services provided by a seller			
1220		Public information on goods/services needed by buyer			
1225		Predefined/referencable Catalog			

29) It is assumed that business rules and constraints relevant to the ability of the two primary parties (the seller and buyer), to be able to delegate all or part(s) of their role and associated commitment(s) to Agent(s) will be specified as part of "Role Attributes", see further below 8.4.2.5.

30) It is assumed that business rules and constraints pertaining to the ability of the two primary parties (the seller and buyer), to agree to delegate all or part(s) of their role(s) and associated commitment(s) to a "third party(ies)" will be specified as part of "Role Attributes", see further below 8.4.2.5.

© ISO/IEC 2006 – All rights reserved

Copyright International Organization for Standardization
Provided by IHS under license with ISO
No reproduction or networking permitted without license from IHS
Not for Resale

IT-Interface		Linguistic Human-Interface Equivalents			Spare
Scope Tag ID Code	Decision Code	Name (English)	Name (French)	Name (Other)	
(1)	(2)	(3)	(4)	(5)	(6)
1230		Buyer initiated goods/service request			
1235		Seller initiated goods/service offer			
1240		Predefined Market Model			
1250		**Identification**			
1255		Identification for information exchange purposes only (e.g. an address)[31)]			
1260		Identification of Person able to make commitment[32)]			
1265		Identification of Person as "individual"			
1270		Identification of Person as "consumer"			
1300		**Negotiation**			
1305		Monetary Payment Involved			
1310		Immediate Settlement Model			
1315		Separate Settlement Model payment			
1350		**Actualization**			
1355		**Immediate Settlement**			
1360		Separate Settlement			
1400		**Post-actualization**			
1405		Includes warranties			
1410		Includes records retention			

31) A typical example here is an e-mail address or a P.O. box address.

32) This is usually required for the Negotiation step and certainly for Actualization.

© ISO/IEC 2006 – All rights reserved
Copyright International Organization for Standardization
Provided by IHS under license with ISO
No reproduction or networking permitted without license from IHS
Not for Resale

IT-Interface		Linguistic Human-Interface Equivalents			Spare
Scope Tag ID Code	Decision Code	Name (English)	Name (French)	Name (Other)	
(1)	(2)	(3)	(4)	(5)	(6)
1415		Includes staying in contact with buyer (e.g., defect and recall notification)			
1500		**DATA COMPONENT**			
1505		Predefined and Structured, i.e., code sets			
1520		Data integrity of any IB			
1525		Retention /latency of any IBs			
1600		**Business requirements on FSV – No external constraints**[33)]			
1610		Service: Information Bundle Integrity			
1615					
1620		Service: Confidentiality of IB contents			
1625		Service: Non-repudiation of receipt			
1630		Service: Proof of Time IB creation[34)]			
1635		Service: Notarization of IBs			
1640		Service: Quality of Service (QoS)			
1700		**EXTERNAL CONSTRAINTS**[35)]			

33) See further above 6.5.2.

34) Often referred to as time-stamping services.

35) Addressee work on the issue of jurisdictions as it impacts specification of external constraints on business transactions (being able to identify and reference laws and regulations impacting scenarios and scenario components) addressed in ISO/IEC 18038 - Information technology - *Identification and Mapping of Various Categories of Jurisdictional Domains"*.

© ISO/IEC 2006 – All rights reserved

Copyright International Organization for Standardization
Provided by IHS under license with ISO
No reproduction or networking permitted without license from IHS
Not for Resale

Table C-2 — Scenario Specification Attributes

IT-Interface		Human-Interface Equivalents			Spare
Open-edi Scenario Component ID Code	**Deci-sion Code**	**Name (ISO English)**	**Name (ISO French)**	**Name (Other)**	
(1)	(2)	(3)	(4)	(5)	(6)
2000		**OPEN-EDI SCENARIO ATTRIBUTES**			
2010		OeS Identifier			
2020		OeS Name(s)			
2030		OeS Purpose			
2040		OeS Set of Roles OeS Business Requirements, Rules and Constraints			
2050		OeS Set of Information Bundles OeS Scenario Inheritance Identifier(s) and Cross-References			
2060		OeS Set of Requirements on Open-edi Parties			
2070		OeS Set of external constraints on Business Requirements, i.e., Laws and Regulations			
2080		OeS Inheritance Identifier(s) and Cross References			
2090		OeS Security Service Requirements			
2100		OeS Communication - Quality of Service Requirements			
2120		OeS Role Requirements and Constraints			
2130		OeS Dependency among Roles in a Scenario			
2140		OeS Dependency among Information Bundles in a Scenario			
2150		OeS Dependency among Semantic Components of different Information Bundles			
2500		OeS Demands on Open-edi Parties			
2600		OeS Demands on Open-edi Infrastructure			
3000		**ROLE ATTRIBUTES**			
3005		Role Identifier			
3010		Role Name(s)			

--`,,```,,,,````-`-`,,`,,`,`,,`---
© ISO/IEC 2006 – All rights reserved
Copyright International Organization for Standardization
Provided by IHS under license with ISO
No reproduction or networking permitted without license from IHS
Not for Resale

IT-Interface		Human-Interface Equivalents			Spare
Open-edi Scenario Component ID Code	**Decision Code**	**Name (ISO English)**	**Name (ISO French)**	**Name (Other)**	
(1)	(2)	(3)	(4)	(5)	(6)
3015		Role Purpose			
3020		Role Business Goal(s)			
3025		Role Business Rules and Constraints			
3030		Role Inheritance Identifiers and Cross-References			
3035		Role external constraints on Business Requirements, i.e., Laws and Regulations			
3040		Role Security Service Requirements			
3045		Role Communications and Quality of Service Requirements			
3050		ROLE Demands on Open-edi Parties			
3060		Interoperability Demands among Roles			
3065		Role States			
3070		Role Transitions			
3075		Role Events			
3080		Role Actions			
3085		Role Internal Function			
3090		Role Demands on Open-edi Support Infrastructure			
4000		**INFORMATION BUNDLE ATTRIBUTES**			
4010		IB Identifier			
4020		IB Name(s)			
4030		IB Purpose			
4040		Business Rules Controlling Content of IBs			
4050		IB external constraints on Business Requirements, Governing Content of an IB, i.e., Laws and Regulations			
4060		IB contents			
4070		IB recorded information retention – business rules and constraints			

© ISO/IEC 2006 – All rights reserved

Copyright International Organization for Standardization
Provided by IHS under license with ISO
No reproduction or networking permitted without license from IHS
Not for Resale

IT-Interface		Human-Interface Equivalents			Spare
Open-edi Scenario Component ID Code	**Deci-sion Code**	**Name (ISO English)**	**Name (ISO French)**	**Name (Other)**	
(1)	(2)	(3)	(4)	(5)	(6)
4080		IB recorded information retention – external constraints on business requirements, i.e., laws and regulations			
4085		IB time validity characteristics			
4090		Relationship of Semantic Components within an IB			
4100		IB security service requirements			
4200		IB information for interoperability			
4300		IB Demands on Open-edi Support Infrastructure			
5000		**SEMANTIC COMPONENT ATTRIBUTES**			
5010		SC Identifier			
5020		SC Name(s)			
5030		SC Definition			
5040		SC Security service requirements			

© ISO/IEC 2006 – All rights reserved
Copyright International Organization for Standardization
Provided by IHS under license with ISO
No reproduction or networking permitted without license from IHS
Not for Resale

Annex D
(informative)

Business Transaction Model (BTM): two classes of constraints

Business transactions are modelled for registering, reference and re-use as scenarios and scenario components. Business semantic descriptive techniques are used to identify and specify the key components of a business transaction, i.e., as business objects.

The Business Transaction Model (BTM), as stated in Clause 6.1.5 of ISO/IEC 15944-1, has three required components namely "Person", "Process", and "Data. These three fundamental components of the Business Transaction Model are presented graphically in Figure D-1[36]

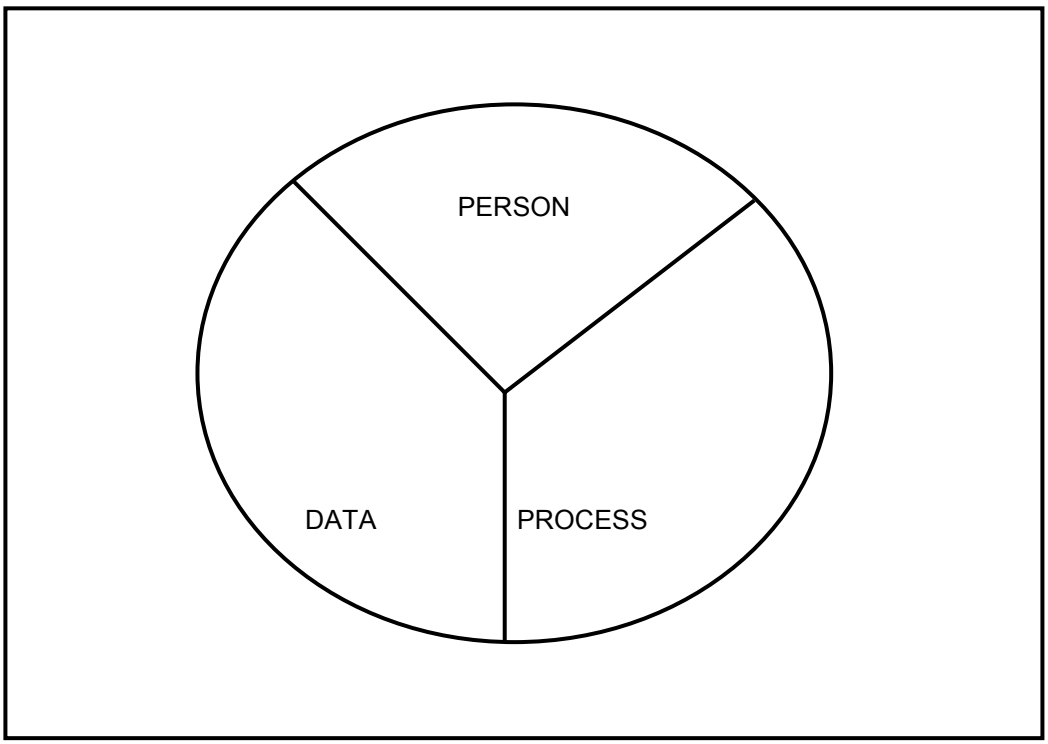

Figure D.1 — Business Transaction Model - Fundamental Elements (Graphic Illustration)

[36] In ISO/IEC 15944-1:2002 for these three fundamental elements, the essential BOV aspects of the business transaction model, along with associated rules, definitions and terms as well as other attributes are stated in the following clauses:

(1) Clause 6.2 "Rules governing the Person Component" (and further Annex E);

(2) Clause 6.3 "Rules governing the Process Component" (and further Annex F); and,

(3) Clause 6.4 "Rules governing the Data Component" (and further Annex G).

© ISO/IEC 2006 – All rights reserved

Copyright International Organization for Standardization
Provided by IHS under license with ISO
No reproduction or networking permitted without license from IHS
Not for Resale

Using UML as a Formal Description Technique, yields the following UML-based representation of the Business Transaction Model and is presented as Figure D-2[37].

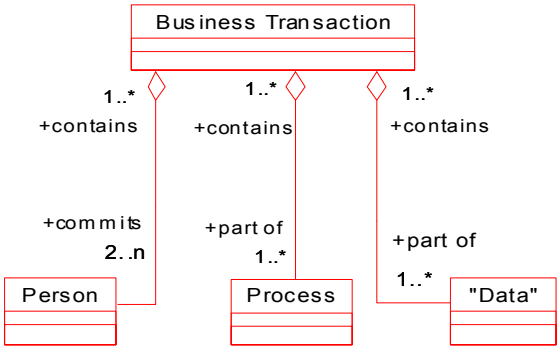

Figure D.2 — UML-based Representation of Figure D.1 – Business Transaction Model – Fundamental Components

The business transaction model focuses on and addresses the essential needs of commitment exchange among autonomous parties, i.e., the ability of Persons as parties to a business transaction being able to make commitments and to do so while maximizing the use of automated methods. This is in addition to existing standards which pertain to various aspects of information exchange only.[38]

As such, what sets Open-edi (or e-business) apart from information exchange in general are six (6) characteristics[39]. They are:

- actions based upon following clear, predefined rules;
- commitments of the parties involved;
- commitments among the parties are automated;
- parties control and maintain their states;
- parties act autonomously; and,
- multiple simultaneous transactions can be supported.

Electronic business transactions therefore require:

- a clearly understood purpose, mutually agreed upon goal(s) explicitness and unambiguity;
- pre-definable set(s) of activities and/or processes, pre-definable and structured data;
- commitments among Persons being established through electronic data interchange;

---

[37] This UML-based representation incorporates the rules governing the interworking of these three fundamental components as specified in ISO/IEC 15944-1:2002.

[38]It is important that users of this Part 5 of ISO/IEC 15944 familiarize themselves with Part 1, Clause 6.3.1 titled *"Business transactions commitment exchange added to information exchange*" including the rules and definitions/terms, i.e, "Person", and "commitment" as well as its normative text.

[39]See further in ISO/IEC 15944-1:2002 Clause 5 "Characteristics of Open-edi". Each of these six (6) characteristics is described in more detail in ISO/IEC 15944-1:2002 Clause 5 "Characteristics of Open-edi".

© ISO/IEC 2006 – All rights reserved
Copyright International Organization for Standardization
Provided by IHS under license with ISO
No reproduction or networking permitted without license from IHS
Not for Resale

- computational integrity and related characteristics; and,

- the above being specifiable through Open-edi Description Technique(s) (OeDTs) (as the use of a Formal Description Technique(s) in support of modelling e-business), and executable through information technology systems for use in real world actualizations.

These and related requirements of electronic business transactions are specified in the form of "constraints".

"Constraint" has already been defined as:

constraint: *a rule, explicitly stated, that prescribes, limits, governs or specifies any aspect of a* ***business transaction****.*

NOTE 1 Constraints are specified as rules forming part of components of Open-edi scenarios, i.e., as scenario attributes, roles, and/or information bundles.

NOTE 2 For constraints to be registered for implementation in Open-edi, they must have unique and unambiguous identifiers.

NOTE 3 A constraint may be agreed to among parties (condition of contract) and is therefore considered an "internal constraint". Or a constraint may be imposed on parties, (e.g., laws, regulations, etc.), and is therefore considered an "external constraint". [ISO/IEC 15944-1:2002:3.11]

The Business Transaction Model has two classes of constraints; namely:

(1) those which are "self-imposed" and agreed to as commitments among the parties themselves, i.e., "internal constraints"; and,

(2) those which are imposed on the parties to a business transaction based on the nature of the good, service and/or rights exchanged, the nature of the commitment made among the parties (including ability to make commitments, the location, etc.), i.e., "external constraints".

--`,,```,,,,````-`-`,,`,,`,`,,`---

© ISO/IEC 2006 – All rights reserved

Copyright International Organization for Standardization
Provided by IHS under license with ISO
No reproduction or networking permitted without license from IHS
Not for Resale

These two basic classes of constraints on business transactions are illustrated in Figure D-3.

Figure D.3 — Business Transaction Model: Classes of Constraints

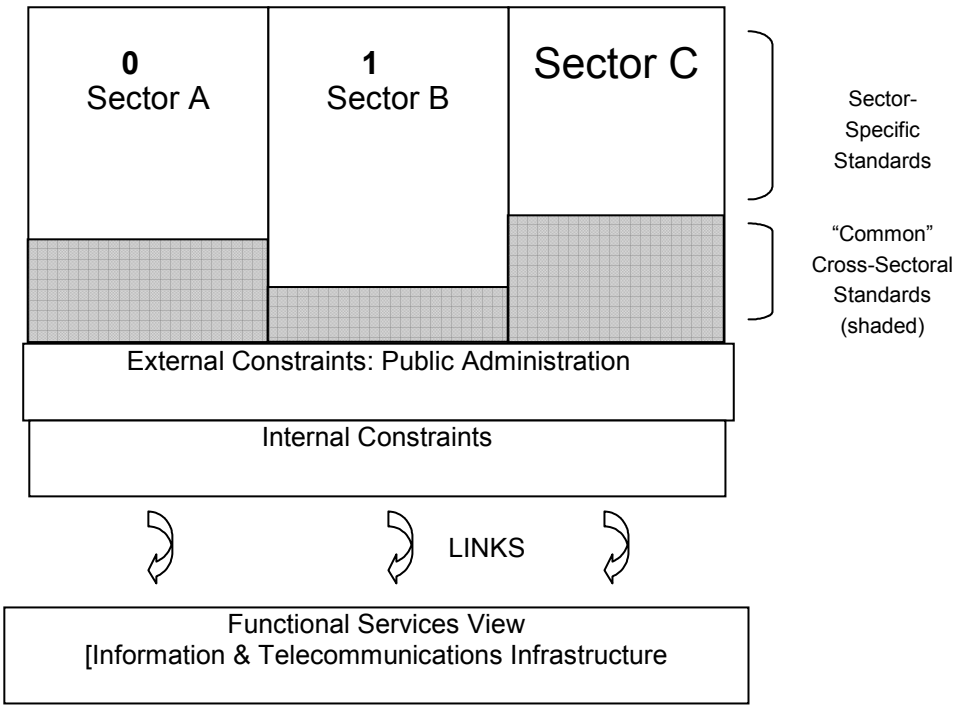

ISO/IEC 15944-1:2002 Clause 6.1.6 provides normative text for these two classes of constraints.

© ISO/IEC 2006 – All rights reserved
Copyright International Organization for Standardization
Provided by IHS under license with ISO
No reproduction or networking permitted without license from IHS
Not for Resale

Bibliography

[1] ISO 1087-1:2000, *Terminology work — Vocabulary — Part 1: Theory and application*

[2] ISO 3166-1:1997, *Codes for the representation of names of countries and their subdivisions — Part 1: Country codes*

© ISO/IEC 2006 – All rights reserved
Copyright International Organization for Standardization
Provided by IHS under license with ISO
No reproduction or networking permitted without license from IHS
Not for Resale

ICS 35.240.60

Price based on 107 pages

© ISO/IEC 2005 – All rights reserved
Copyright International Organization for Standardization
Provided by IHS under license with ISO
No reproduction or networking permitted without license from IHS
Not for Resale