INTERNATIONAL STANDARD

ISO/IEC 15938-5

First edition
2003-05-15

Information technology — Multimedia content description interface —

Part 5: Multimedia description schemes

Technologies de l'information — Interface de description du contenu multimédia —

Partie 5: Schémas de description multimédia

Reference number
ISO/IEC 15938-5:2003(E)

© ISO/IEC 2003

Copyright International Organization for Standardization
Provided by IHS under license with ISO
No reproduction or networking permitted without license from IHS

Not for Resale

PDF disclaimer

This PDF file may contain embedded typefaces. In accordance with Adobe's licensing policy, this file may be printed or viewed but shall not be edited unless the typefaces which are embedded are licensed to and installed on the computer performing the editing. In downloading this file, parties accept therein the responsibility of not infringing Adobe's licensing policy. The ISO Central Secretariat accepts no liability in this area.

Adobe is a trademark of Adobe Systems Incorporated.

Details of the software products used to create this PDF file can be found in the General Info relative to the file; the PDF-creation parameters were optimized for printing. Every care has been taken to ensure that the file is suitable for use by ISO member bodies. In the unlikely event that a problem relating to it is found, please inform the Central Secretariat at the address given below.

© ISO/IEC 2003

All rights reserved. Unless otherwise specified, no part of this publication may be reproduced or utilized in any form or by any means, electronic or mechanical, including photocopying and microfilm, without permission in writing from either ISO at the address below or ISO's member body in the country of the requester.

ISO copyright office
Case postale 56 • CH-1211 Geneva 20
Tel. + 41 22 749 01 11
Fax + 41 22 749 09 47
E-mail copyright@iso.org
Web www.iso.org

Published in Switzerland

Copyright International Organization for Standardization
Provided by IHS under license with ISO
No reproduction or networking permitted without license from IHS

© ISO/IEC 2003 – All rights reserved

Not for Resale

Contents

Page

Foreword v

Introduction vi

1 Scope 1
1.1 Organization of the document 1
1.2 Overview of Multimedia Description Schemes 1

2 Normative references 3

3 Terms and definitions 4
3.1 Conventions 4
3.2 Wrapper of the schema 6
3.3 Terminology 6
3.4 Symbols and abbreviated terms 11

4 Schema tools 12
4.1 Introduction 12
4.2 Base types 12
4.3 Root element 16
4.4 Top-level types 19
4.5 Description metadata tools 42

5 Basic datatypes 48
5.1 Introduction 48
5.2 Integer datatypes 48
5.3 Real datatypes 54
5.4 Vectors and matrices 56
5.5 Probability datatypes 64
5.6 String datatypes 67

6 Linking, identification and localization tools 71
6.1 Introduction 71
6.2 References to Ds and DSs 72
6.3 Unique Identifier 75
6.4 Time description tools 77
6.5 Media Locators 95

7 Basic description tools 101
7.1 Introduction 101
7.2 Language identification 102
7.3 Textual annotation 103
7.4 Classification Schemes and Terms 119
7.5 Description of agents 158
7.6 Description of places 171
7.7 Graphs and relations 175
7.8 Ordering Tools 187
7.9 Affective description 190
7.10 Phonetic description 194

8 Media description tools 196
8.1 Introduction 196
8.2 Media information tools 198

9 Creation and production description tools 222
9.1 Introduction 222
9.2 Creation information tools 222

10 Usage description tools 237
10.1 Introduction 237

© ISO/IEC 2003 – All rights reserved

Copyright International Organization for Standardization
Provided by IHS under license with ISO
No reproduction or networking permitted without license from IHS
Not for Resale

10.2 Usage information tools 237

11 Structure description tools 245
11.1 Introduction 245
11.2 Base segment description tools 252
11.3 Segment attribute description tools 262
11.4 Visual segment description tools 278
11.5 Audio segment description tools 308
11.6 Audio-visual segment description tools 312
11.7 Multimedia segment description tools 326
11.8 Ink segment description tools 330
11.9 Video editing segment description tools 353
11.10 Structural relation classification schemes 381

12 Semantics description tools 393
12.1 Introduction 393
12.2 Abstraction model 396
12.3 Semantic entity description tools 397
12.4 Semantic attribute description tools 426
12.5 Semantic relation classification schemes 432

13 Navigation and access tools 449
13.1 Introduction 449
13.2 Summarization 449
13.3 Views, partitions and decompositions 482
13.4 Variations of the content 523

14 Content organization tools 530
14.1 Introduction 530
14.2 Collections 531
14.3 Models 545
14.4 Probability models 546
14.5 Analytic models 572
14.6 Cluster models 582
14.7 Classification models 584

15 User interaction tools 589
15.1 Introduction 589
15.2 User preferences 590
15.3 Usage History 622

Annex A (informative) **xPath Datatype definition based on W3C XPath specification** 632

Annex B (normative) **Classification Schemes** 638

Annex C (informative) **Registration procedure** 726

Annex D (informative) **Patent statements** 729

Bibliography 730

© ISO/IEC 2003 – All rights reserved
Copyright International Organization for Standardization
Provided by IHS under license with ISO
No reproduction or networking permitted without license from IHS
Not for Resale

Foreword

ISO (the International Organization for Standardization) and IEC (the International Electrotechnical Commission) form the specialized system for worldwide standardization. National bodies that are members of ISO or IEC participate in the development of International Standards through technical committees established by the respective organization to deal with particular fields of technical activity. ISO and IEC technical committees collaborate in fields of mutual interest. Other international organizations, governmental and non-governmental, in liaison with ISO and IEC, also take part in the work. In the field of information technology, ISO and IEC have established a joint technical committee, ISO/IEC JTC 1.

International Standards are drafted in accordance with the rules given in the ISO/IEC Directives, Part 3.

The main task of the joint technical committee is to prepare International Standards. Draft International Standards adopted by the joint technical committee are circulated to national bodies for voting. Publication as an International Standard requires approval by at least 75 % of the national bodies casting a vote.

ISO/IEC 15938-5 was prepared by Joint Technical Committee ISO/IEC JTC 1, *Information technology*, Subcommittee SC 29, *Coding of audio, picture, multimedia and hypermedia information*.

ISO/IEC 15938 consists of the following parts, under the general title *Information technology — Multimedia content description interface*:

— *Part 1: Systems*

— *Part 2: Description definition language*

— *Part 3: Visual*

— *Part 4: Audio*

— *Part 5: Multimedia description schemes*

— *Part 6: Reference software*

— *Part 7: Conformance testing*

— *Part 8: Extraction and use of MPEG-7 descriptions*

Annex B forms a normative part of this part of ISO/IEC 15938. Annexes A, C and D are for information only.

© ISO/IEC 2003 – All rights reserved

--`,,```,,,,````-`-`,,`,,`,`,,`---
Copyright International Organization for Standardization
Provided by IHS under license with ISO
No reproduction or networking permitted without license from IHS
Not for Resale

Introduction

This standard, also known as "Multimedia Content Description Interface," provides a standardized set of technologies for describing multimedia content. The standard addresses a broad spectrum of multimedia applications and requirements by providing a metadata system for describing the features of multimedia content.

The following are specified in this standard:

- **Description Schemes (DS)** describe entities or relationships pertaining to multimedia content. Description Schemes specify the structure and semantics of their components, which may be Description Schemes, Descriptors, or datatypes.
- **Descriptors (D)** describe features, attributes, or groups of attributes of multimedia content.
- **Datatypes** are the basic reusable datatypes employed by Description Schemes and Descriptors
- **Systems tools** support delivery of descriptions, multiplexing of descriptions with multimedia content, synchronization, file format, and so forth.

This standard is subdivided into eight parts:

Part 1 – Systems: specifies the tools for preparing descriptions for efficient transport and storage, compressing descriptions, and allowing synchronization between content and descriptions.

Part 2 – Description definition language: specifies the language for defining the standard set of description tools (DSs, Ds, and datatypes) and for defining new description tools.

Part 3 – Visual: specifies the description tools pertaining to visual content.

Part 4 – Audio: specifies the description tools pertaining to audio content.

Part 5 – Multimedia description schemes: specifies the generic description tools pertaining to multimedia including audio and visual content.

Part 6 – Reference software: provides a software implementation of the standard.

Part 7 – Conformance testing: specifies the guidelines and procedures for testing conformance of implementations of the standard.

Part 8 – Extraction and use of MPEG-7 descriptions: provides guidelines and examples of the extraction and use of descriptions.

This document specifies the Multimedia Description Schemes (MDS) part of the ISO/IEC 15938 standard. This document specifies the MDS description tools and provides informative examples of descriptions. The normative syntax of the MDS description tools is specified in this document using the Description Definition Language (DDL) and the normative semantics is specified using text.

© ISO/IEC 2003 – All rights reserved
Copyright International Organization for Standardization
Provided by IHS under license with ISO
No reproduction or networking permitted without license from IHS
Not for Resale

Information technology — Multimedia content description interface —

Part 5: Multimedia description schemes

1 Scope

1.1 Organization of the document

This International Standard specifies a metadata system for describing multimedia content. This document specifies the Multimedia Description Schemes (MDS) description tools (Description Schemes, Descriptors, and datatypes) that comprise ISO/IEC 15938-5. The following set of subclauses are provided for each MDS description tool, where optional subclauses are indicated as (optional):

- Syntax: specifies the normative syntax of the description tool using Description Definition Language (DDL) (see ISO/IEC 15938-2).
- Binary syntax (optional): specifies the normative binary representation for the description tool, where relevant. If a binary syntax is not specified, then the binary coding method of ISO/IEC 15938-1 shall apply for the description tool.
- Semantic: specifies the normative semantics of the description tool and each of its components (attributes and elements).
- Informative examples (optional): provides informative examples that illustrate the use or instantiation of the description tool in creating descriptions.

1.2 Overview of Multimedia Description Schemes

The MDS description tools are organized on the basis of functionality as shown in Figure 1.

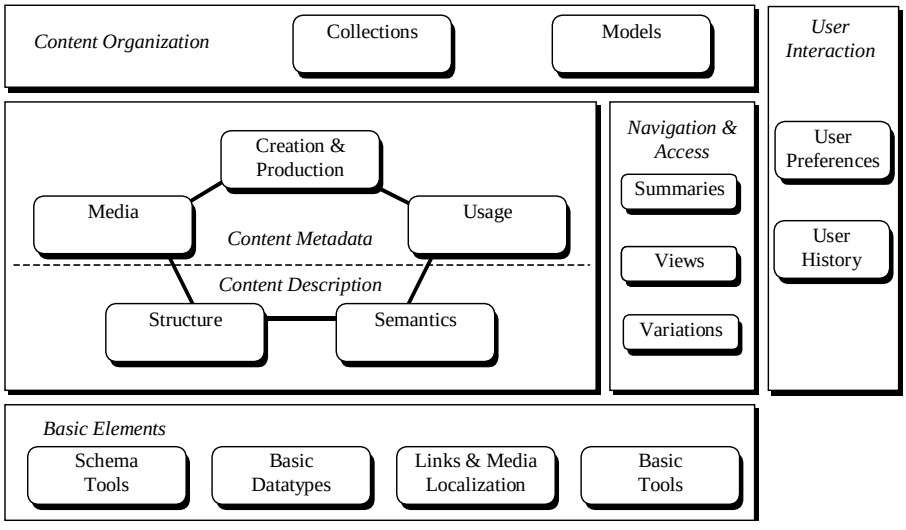

Figure 1 — Overview of the Multimedia Description Scheme (MDS) description tools

© ISO/IEC 2003 – All rights reserved

Copyright International Organization for Standardization
Provided by IHS under license with ISO
No reproduction or networking permitted without license from IHS
Not for Resale

The basic elements, which are shown at the bottom level in Figure 1, form the building blocks for the higher-level description tools. The following basic elements are defined: schema tools (the root element, top-level types, description metadata, and packages), basic datatypes (integers, reals, vectors, matrices), linking and media localization tools (spatial and temporal localization), basic description tools (language, text, classification schemes). The basic elements are specified in the following clauses: clause 4 (Schema tools), clause 5 (Basic datatypes), clause 6 (Linking, identification and localization tools), and clause 7 (Basic description tools). Table 1 summarizes the basic elements.

Table 1 — Overview of basic elements

Set of description tools	*Functionality*
Schema tools (clause 4)	Specifies schema tools that facilitate the making of descriptions. The schema tools include the base type hierarchy of the description tools defined in ISO/IEC 15938, the root element and top-level tools, the multimedia content entity tools, and the package and description metadata tools.
Basic datatypes (clause 5)	Specifies the basic datatypes used by description tools defined in the ISO/IEC 15938.
Linking, identification and localization tools (clause 6)	Specifies the basic datatypes that are used for referencing within descriptions and linking of descriptions to multimedia content.
Basic description tools (clause 7)	Specifies basic tools that are used as components for building other description tools.

The content description tools, which are shown at the middle level in Figure 1, describe the features of the multimedia content and the immutable metadata related to the multimedia content. The following description tools for content description are defined: structure description tools (spatio-temporal segments of multimedia content) and semantic description tools (objects, events). The following description tools for content metadata are defined: media description (storage format, encoding), creation & production (title, creator, classification), and usage (access rights, publication). The content description and metadata tools are related in the sense that the content description tools use the content metadata tools. For example, a description of creation and production or media information can be attached to an individual video or video segment in order to describe the structure and creation and production of the multimedia content. Table 2 summarizes tools for describing content and related metadata.

Table 2 — Overview of tools for describing content and related metadata

Set of description tools	*Functionality*
Media description tools (clause 8)	Describes the storage of the multimedia data. The media features include the format, encoding, storage media. The tools allow multiple media description instances for the same multimedia content.
Creation and production description tools (clause 9)	Describes the creation and production of the multimedia content. The creation and production features include title, creator, classification, purpose of the creation, and so forth. The creation and production information is typically not extracted from the content but corresponds to metadata related to the content.
Usage description tools (clause 10)	Describes the usage of the multimedia content. The usage features include access rights, publication, and financial information. The usage information may change during the lifetime of the multimedia content.
Structure description tools (clause 11)	Describes the structure of the multimedia content. The structural features include spatial, temporal or spatio-temporal segments of the multimedia content.
Semantics description tools (clause 12)	Describes the "real-world" semantics related to or captured by the multimedia content. The semantic features include objects, events, concepts, and so forth.

© ISO/IEC 2003 – All rights reserved
Copyright International Organization for Standardization
Provided by IHS under license with ISO
No reproduction or networking permitted without license from IHS
Not for Resale

The tools for navigation and access, which are shown at the middle level in Figure 1, describe the browsing, summarization, and access of content. These tools are specified in clause 13 (Navigation and access tools). The tools for content organization tools, shown at the top level in Figure 1, describe collections and models of multimedia content. These tools are specified in clause 14 (Content organization tools). The tools for user interaction, shown on the right in Figure 1, describe user preferences pertaining to consumption of multimedia and usage history. These tools are specified in clause 15 (User interaction tools). Table 3 summarizes tools for describing content organization, navigation and access, and user interaction.

Table 3 — Overview of tools for describing content organization, navigation and access, and user interaction

Set of description tools	*Functionality*
Navigation and access tools (clause 13)	Specifies tools that describe the navigation and access of multimedia. The navigation and access tools describe multimedia summaries and abstracts; describe partitions, views and decompositions of image, video, and audio signals in space, time and frequency; and describe the relationships between different variations of multimedia content.
Content organization tools (clause 14)	Specifies tools that describe the organization and modeling of multimedia content. The content organization tools include collections, probability models, analytic models, cluster models, and classification models.
User interaction tools (clause 15)	Specifies tools related to user interaction with multimedia content. The user interaction tools describe user preferences pertaining to multimedia content, and describe the usage history of users of multimedia content.

Finally, classification schemes, which organize terms that are used by the description tools, are specified in Annex B (Classification Schemes).

2 Normative references

The following normative documents contain provisions which, through reference in this text, constitute provisions of this part of ISO/IEC 15938. For dated references, subsequent amendments to, or revisions of, any of these publications do not apply. However, parties to agreements based on this part of ISO/IEC 15938 are encouraged to investigate the possibility of applying the most recent editions of the normative documents indicated below. For undated references, the latest edition of the normative document referred to applies. Members of ISO and IEC maintain registers of currently valid International Standards. The Telecommunication Standardization Bureau maintains a list of currently valid ITU-T Recommendations.

- ISO 8601, *Data elements and interchange formats — Information interchange — Representation of dates and times*
- ISO 639 (all parts), *Codes for the representation of names of languages*
- ISO 3166-1, *Codes for the representation of names of countries and their subdivisions — Part 1: Country codes*
- ISO 3166-2, *Codes for the representation of names of countries and their subdivisions — Part 2: Country subdivision code*

Note: The current list of valid ISO 3166-1 country and ISO 3166-2 region codes is maintained by the ISO 3166 maintenance agency at the ISO Central Secretariat. Information on the current list of valid region and country codes can be found at http://www.iso.org/mara/iso3166.

- ISO 4217, *Codes for the representation of currencies and funds*

© ISO/IEC 2003 – All rights reserved

Copyright International Organization for Standardization
Provided by IHS under license with ISO
No reproduction or networking permitted without license from IHS
Not for Resale

Note: The current list of valid ISO 4217 currency codes is maintained by the official maintenance authority British Standards Institution (http://www.bsi-global.com/iso4217currency).

- XML, *Extensible Markup Language (XML) 1.0,* 6 October 2000 ⟨http://www.w3.org/TR/2000/REC-xml-20001006⟩
- *XML Schema, W3C Recommendation*, 2 May 2001 ⟨http://www.w3.org/XML/Schema⟩
- *XML Schema Part 0: Primer*, W3C Recommendation, 2 May 2001 ⟨http://www.w3.org/TR/xmlschema-0/⟩
- *XML Schema Part 1: Structures*, W3C Recommendation, 2 May 2001 ⟨http://www.w3.org/TR/xmlschema-1/⟩
- *XML Schema Part 2: Datatypes*, W3C Recommendation, 2 May 2001 ⟨http://www.w3.org/TR/xmlschema-2/⟩
- XPath, *XML Path Language, W3C Recommendation*, 16 November 1999 ⟨http://www.w3.org/TR/1999/REC-xpath-19991116⟩

Note: These documents are maintained by the W3C (http://www.w3.org).

- RFC 2045 *Multipurpose Internet Mail Extensions (MIME) Part One: Format of Internet Message Bodies*
- RFC 2046 *Multipurpose Internet Mail Extensions (MIME) Part Two: Media Types*
- RFC 2048, *Multipurpose Internet Mail Extensions (MIME) Part Four: Registration Procedures*
- RFC 2045-CHARSETS, *Registered Character set codes of RFC2045*
- RFC 2046-MIMETYPES, *Registered Mimetypes of RFC2046*

Note: The relevant lists can be obtained as follows:

  - MIMETYPES. The current list of registered mimetypes, as defined in RFC2046, RFC2048, is maintained by IANA (Internet Assigned Numbers Authority). It is available from ftp://ftp.isi.edu/in-notes/iana/assignments/media-types/media-types/.
  - CHARSETS. The current list of registered character set codes, as defined in RFC2045 and RFC2048 is maintained by IANA (Internet Assigned Numbers Authority). It is available from ftp://ftp.isi.edu/in-notes/iana/assignments/character-sets.

3 Terms and definitions

3.1 Conventions

3.1.1 Description tools

This part of ISO/IEC 15938 specifies the multimedia description tools as follows:

- **Description Scheme (DS)** – a description tool that describes entities or relationships pertaining to multimedia content. DSs specify the structure and semantics of their components, which may be Description Schemes, Descriptors, or datatypes.
- **Descriptor (D**) – a description tool that describes a feature, attribute, or group of attributes of multimedia content.
- **Datatype** – a basic reusable datatype employed by Description Schemes and Descriptors.
- **Description Tool (or tool)** – refers to a Description Scheme, Descriptor, or Datatype.

Copyright International Organization for Standardization
Provided by IHS under license with ISO
No reproduction or networking permitted without license from IHS
Not for Resale
© ISO/IEC 2003 – All rights reserved

3.1.2 Naming convention

In order to specify the multimedia description tools, this part of ISO/IEC 15938 uses constructs provided by the Description Definition Language (DDL) specified in ISO/IEC 15938-2, such as "element," "attribute," "simpleType" and "complexType." The names associated to these constructs are created on the basis of the following conventions:

- If the name is composed of multiple words, the first letter of each word is capitalized, with the exception that the capitalization of the first word depends on the type of construct as follows:
- Element naming: the first letter of the first word is capitalized (e.g. `TimePoint` element of `TimeType`).
- Attribute naming: the first letter of the first word is not capitalized (e.g. `timeUnit` attribute of `IncrDurationType`).
- complexType naming: the first letter of the first word is capitalized, and the suffix "Type" is used at the end of the name (e.g. `PersonType`).
- simpleType naming: the first letter of the first word is not capitalized, the suffix "Type" may be used at the end of the name (e.g. `timePointType`).

Note that when referencing a complexType or simpleType in the definition of a description tool, the "Type" suffix is not used. For instance, the text refers to the "`Time datatype`" (instead of "`TimeType` datatype"), to the "`MediaLocator D`" (instead of "`MediaLocatorType D`") and to the "`Person DS`" (instead of `PersonType DS`).

3.1.3 Documentation convention

The syntax of each description tool is specified using the constructs provided by the DDL specified in ISO/IEC 15938-2, and is presented in this document using a specific font and background as shown in the following example:

```
<complexType name="ExampleType">
   <sequence>
      <element name="Element1" type="string"/>
   </sequence>
   <attribute name="attribute1" type="string" default="attrvalue1"/>
</complexType>
```

The semantics of each description tool is specified in text using a table format, where each row contains the name and a definition of a type, element or attribute as shown in the following example:

Name	*Definition*
`ExampleType`	Specifies an ...
`element1`	Describes the …
`attribute1`	Describes the …

Diagrammatic notation is sometimes used to depict overviews of the description tools. Such overview diagrams generally depict aggregation and generalization relationships between description tools or the entities being described. In these diagrams, rectangular shapes containing a name denote description tools (DSs or Ds) that are used to describe entities. In some diagrams, multiple description tools are listed in a single rectangle. Large diamond shapes containing a name denote description tools (DSs or Ds) that are used to describe relationships. Furthermore, paths between rectangles or diamonds denote association, generalization or aggregation relationships. Generalization relationships are indicated by a solid path with a filled triangle pointing at the more

© ISO/IEC 2003 – All rights reserved

Copyright International Organization for Standardization
Provided by IHS under license with ISO
No reproduction or networking permitted without license from IHS
Not for Resale

general entity. Aggregation (composition) relationships are indicated by a solid path with a (filled) diamond at the aggregating (composing) entity. Aggregation relationship paths may be accompanied by an indication of the multiplicity (minOccurs, maxOccurs) of the relation in text form.

The informative examples are included in separate subclauses, and are presented in this document using a separate font and background as shown in the following example:

```
<Example attribute1="example attribute value">
    <Element1>example element content</Element1>
</Example>
```

Moreover, the schema or set of description tools defined in this document follows a type-centric approach. The description tools are specified by defining the complexType or simpleType for each tool, but not declaring an element of this type at the global scope with the exception of the root element. However, in order to illustrate informative example descriptions in this document, the examples assume that an element of the example type (complexType or simpleType) has been declared, such as a member of another complexType or simpleType. For example, the description above assumes that the following declaration has been made:

```
<element name="Example" type="mpeg7:ExampleType">
```

The term "reserved" is used in specifying the semantics of some description tools. The term "reserved" indicates that particular values are reserved for use in future extensions of ISO/IEC 15938.

3.2 Wrapper of the schema

The description examples and syntax of description tools specified in this document assume that a schema wrapper is provided which identifies the XML Schema namespace (XML Schema) and MPEG-7 namespace:

```
<schema xmlns="http://www.w3.org/2001/XMLSchema"
    xmlns:mpeg7="urn:mpeg:mpeg7:schema:2001"
    targetNamespace="urn:mpeg:mpeg7:schema:2001"
    elementFormDefault="qualified" attributeFormDefault="unqualified">
<!-- Multimedia Description Schemes ISO/IEC 15938-5 -->
```

The following tag is used to close the schema:

```
</schema>
```

3.3 Terminology

For the purposes of this part of ISO/IEC 15938, the following terms and definitions apply.

3.3.1 Schema-related terminology

3.3.1.1
Attribute
A field of a **description tool** which is of simple type.

3.3.1.2
Base type
A **type** that serves as the root **type** of a derivation hierarchy for other **types**.

© ISO/IEC 2003 – All rights reserved
Copyright International Organization for Standardization
Provided by IHS under license with ISO
No reproduction or networking permitted without license from IHS
Not for Resale

3.3.1.3
Datatype
A primitive reusable **type** employed by **Description Schemes** and **Descriptors**.

3.3.1.4
Derived type
A **type** that is defined in terms of extension or restriction of other **types**.

3.3.1.5
Description
An instantiation of one or more **description tools**.

3.3.1.6
Description Scheme
A **description tool** that describes entities or relationships pertaining to **multimedia content**. **Description Schemes** specify the structure and semantics of their components, which may be **Description Schemes**, **Descriptors**, or **datatypes**.

3.3.1.7
Description Tool
A **Description Scheme**, **Descriptor**, or **datatype**.

3.3.1.8
Descriptor
A **description tool** that describes a feature, attribute, or group of attributes of multimedia content.

3.3.1.9
Instantiation
Assignment of values to the fields (elements, attributes) of one or more **description tools**.

3.3.1.10
Element
A field of a **description tool** which is of complex type.

3.3.1.11
Schema
The set of related **description tools**, for example, those specified in ISO/IEC 15938.

3.3.1.12
Type
The format used for collection of letters, digits, and/or symbols, to depict values of an element or attribute of **description tool**. A **type** consists of a set of distinct values, a set of lexical representations, and a set of facets that characterize properties of the value space, individual values, or lexical items.

3.3.2 Content-related terminology

3.3.2.1
Abstraction
A secondary representation that is created from or is related to the **content**. For example, a **summary** of a **video** or a **model** of a **feature**.

3.3.2.2
Acquisition
The process of acquiring **audio** or **visual** data from a source.

3.3.2.3
Action
A semantically identifiable behaviour of an object or group of objects, for example, a soccer player kicking ball.

© ISO/IEC 2003 – All rights reserved

Copyright International Organization for Standardization
Provided by IHS under license with ISO
No reproduction or networking permitted without license from IHS
Not for Resale

3.3.2.4
Agent
A person, organization, or group of persons.

3.3.2.5
Audio
Time-varying **data** or signal intended for listening or hearing. Also, related to the aural modality.

3.3.2.6
Audio-visual
content consisting of both **audio** and **video** data.

3.3.2.7
Automatic
Processing of **multimedia data**, **content**, or **metadata** by means of computer, hardware, or other software device.

3.3.2.8
Classification Scheme
A list of defined terms and their meanings.

3.3.2.9
Content
Multimedia content
A representation of the information contained in or related to **multimedia data** in a formalized manner suitable for interpretation by human means. **Content** refers to the **data** and the **metadata**.

3.3.2.10
Copyright
A right that establishes the ownership of **data**, **content**, or **metadata**.

3.3.2.11
Data
Essence
Multimedia Data
A representation of **multimedia** in a formalized manner suitable for communication, interpretation, or processing by automatic means.

3.3.2.12
Editing
The process of combining, extracting, and refining **multimedia data**.

3.3.2.13
Entity
Any concrete or abstract thing of interest related to the **multimedia content**.

3.3.2.14
Event
A noteworthy occurrence that happens at a point in time or during a temporal interval. Alternatively used as a change in state.

3.3.2.15
Feature
A distinctive characteristic of **multimedia content** that signifies something to a human observer, such as the "color" or "texture" of an image.

3.3.2.16
Filtering
A process for selecting multimedia content that satisfies certain criteria. This process may include ranking the content according to the extent that it satisfies the criteria.

--`,,```,,,,````-`-`,,`,,`,`,,`---
© ISO/IEC 2003 – All rights reserved
Copyright International Organization for Standardization
Provided by IHS under license with ISO
No reproduction or networking permitted without license from IHS
Not for Resale

3.3.2.17
Format
The characteristics of the stored or physical representation of the **data**.

3.3.2.18
Frame
A single **image** from a **video**.

3.3.2.19
Image
2D spatially-varying visual data acquired from a visual source.

3.3.2.20
Key frame
A representative **frame** of a **video** or a **segment**.

3.3.2.21
Locator
Specifies the location or address of **multimedia data** or a **segment**.

3.3.2.22
Model
A parametric or statistical representation of multimedia **content** or **features**.

3.3.2.23
Manual
Processing of **multimedia data**, **content**, or **metadata** by human means.

3.3.2.24
Metadata
The information and documentation which makes **multimedia data** understandable and shareable to users over time.

3.3.2.25
Multimedia
Data comprising one or modalities, such as images, audio, video, 3D models, ink content, and so forth.

3.3.2.26
Navigation
A process by which a **user** accesses **multimedia content** and steers a course through the content in a controlled manner.

3.3.2.27
Object
An object with a physical representation in the natural world.

3.3.2.28
Region
A spatial unit of **multimedia**, for example, a 2D spatial **region** of an **image**, or a moving region of **video**.

3.3.2.29
Relation
Any association among entities.

3.3.2.30
Rights
Information that determines the ownership and terms of use of **multimedia data**, **content**, or **metadata**. Refers to Intellectual Property Rights, Copyrights, and the Access Rights.

© ISO/IEC 2003 – All rights reserved

Copyright International Organization for Standardization
Provided by IHS under license with ISO
No reproduction or networking permitted without license from IHS
Not for Resale

3.3.2.31
Scene
An episode or sequence of events representing continuous action in one location.

3.3.2.32
Search
A process for searching **multimedia content** that satisfies certain criteria. This process may include ranking the content according to the extent that it satisfies the criteria.

3.3.2.33
Segment
A spatial or temporal unit of **multimedia**, for example, a temporal **segment** of **video**, or a **segment** of an **image**.

3.3.2.34
Semantics
Information relating to the underlying meaning or understanding of **multimedia content**. Alternatively, refers to the specification of the meaning of **description tools**.

3.3.2.35
Summary
An abstraction of **multimedia content** that summarizes the **content**.

3.3.2.36
User
An end-user or consumer of **multimedia content**.

3.3.2.37
User Preferences
The preferences of a **user** pertaining to **multimedia content**. This includes the user's tastes, likes and dislikes with respect to the content and its properties, as well as preferences with respect to the consumption process.

3.3.2.38
Usage History
A history of actions that a **user** of **multimedia content** has carried out over a certain period of time, such as recording a specific piece of content, or playing back recorded content at a specific time.

3.3.2.39
Variation
An alternative version of **multimedia content**, which may be derived through transcoding, summarization, translation, reduction, and so forth.

3.3.2.40
Video
A space- and time-varying visual **data** or **signal** intended for viewing; commonly represented as a discrete sequence of **images** or **frames**.

3.3.2.41
View
A portion of an **image**, **video** or **audio** signal, defined in terms of a partition. A partition is a multi-dimensional region defined in the space, time and/or frequency plane.

3.3.2.42
Visual
Related to the visual modality.

3.3.2.43
View Decomposition
An organized set of **views** that provides a structured decomposition of an **image**, **video** or **audio** signal in multi-dimensional space, time and/or frequency.

--`,,```,,,,````-`-`,,`,,`,`,,`---

© ISO/IEC 2003 – All rights reserved
Copyright International Organization for Standardization
Provided by IHS under license with ISO
No reproduction or networking permitted without license from IHS
Not for Resale

3.4 Symbols and abbreviated terms

For the purposes of this part of ISO/IEC 15938, the symbols and abbreviated terms given in the following apply.

AV: Audio-visual

CS: Classification Scheme

D: Descriptor

Ds: Descriptors

DCT: Discrete Cosine Transform

DDL: Description Definition Language

DS: Description Scheme

DSs: Description Schemes

IANA: Internet Assigned Numbers Authority

IETF: Internet Engineering Task Force

IPMP: Intellectual Property Management and Protection

ISO: International Organization for Standardization

JPEG: Joint Photographic Experts Group

MDS: Multimedia Description Schemes

MPEG: Moving Picture Experts Group

MPEG-2: Generic coding of moving pictures and associated audio information (see ISO/IEC 13818)

MPEG-4: Coding of audio-visual objects (see ISO/IEC 14496)

MPEG-7: Multimedia Content Description Interface Standard (see ISO/IEC 15938)

MP3: MPEG-2 layer 3 audio coding

QCIF: Quarter Common Intermediate Format

SMPTE: Society of Motion Picture and Television Engineers

TZ: Time Zone

TZD: Time Zone Difference

URI: Uniform Resource Identifier (see RFC 2396)

URL: Uniform Resource Locator (see RFC 2396)

W3C: World Wide Web Consortium

XML: Extensible Markup Language

© ISO/IEC 2003 – All rights reserved

Copyright International Organization for Standardization
Provided by IHS under license with ISO
No reproduction or networking permitted without license from IHS
Not for Resale

4 Schema tools

4.1 Introduction

This clause specifies the schema tools that facilitate the making of descriptions. The following description tools are specified: (1) the base type hierarchy of the description tools defined in ISO/IEC 15938, (2) the root element, (3) the top-level tools, (4) the multimedia content entity tools, (5) package tool, and (6) description metadata tool. The functionality of these tools is given as follows:

Table 4 — Overview of Schema Tools

Tool	*Functionality*
Base types	Forms the type hierarchy for description tools.
Root element	Describes the initial wrapper or root element of descriptions.
Top-level tools	Describes the elements that follow the root element in descriptions.
Multimedia content entity tools	Describes different types of multimedia content such as images, video, audio, mixed multimedia, collections, and so forth.
Package tool	Describes an organization or packaging of description tools.
Description metadata tool	Describes metadata about descriptions.

4.2 Base types

4.2.1 Introduction

This subclause specifies the base types of the description tools, as shown in Figure 2.

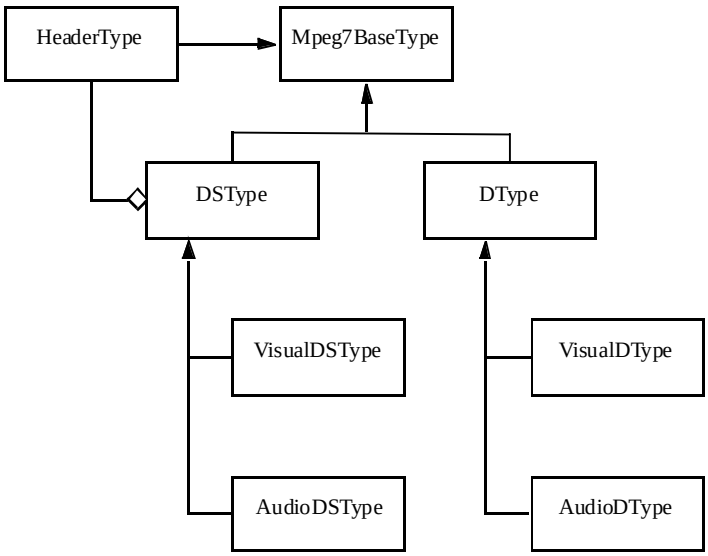

Figure 2 — Organization of base types of `Mpeg7BaseType`**,** `DType`**,** `DSType`**, and** `HeaderType`

© ISO/IEC 2003 – All rights reserved
Copyright International Organization for Standardization
Provided by IHS under license with ISO
No reproduction or networking permitted without license from IHS
Not for Resale

The following base types are defined in this subclause:

- `Mpeg7BaseType`: provides the base abstract type of the type hierarchy. The `DSType`, `DType` and `HeaderType` extend `Mpeg7BaseType`.
    - `DType`: extends `Mpeg7BaseType` and provides a base abstract type for Descriptors. The audio and visual Descriptors extend `DType`.
        - `VisualDType`: extends `DType` and provides a base abstract type for visual Descriptors. Descriptors that describe visual features of multimedia content extend `VisualDType`.
        - `AudioDType`: extends `DType` and provides a base abstract type for audio Descriptors. Descriptors that describe audio features of multimedia content extend `AudioDType`.
    - `DSType`: extends `Mpeg7BaseType` and provides a base abstract type for Description Schemes. The audio and visual Description Schemes extend `DSType`. The `DSType` contains an element of type `HeaderType`.
        - `VisualDSType`: extends `DSType` and provides a base abstract type for visual Description Schemes. Description Schemes that describe visual concepts and visual features of multimedia content extend `VisualDSType`.
        - `AudioDSType`: extends `DSType` and provides a base abstract type for audio Description Schemes. Description Schemes that describe audio concepts and audio features extend `AudioDSType`.
    - `HeaderType`: extends `Mpeg7BaseType` and provides a base abstract type for headers. A header collects information that recurs in a description in order to allow referencing using a reference tool.

4.2.2 Base types syntax

```
<!-- ######################################## -->
<!--  Definition of MPEG-7 Base types (4.2)  -->
<!-- ######################################## -->

<!-- Definition of MPEG-7 base type -->
<complexType name="Mpeg7BaseType" abstract="true">
   <complexContent>
      <restriction base="anyType"/>
   </complexContent>
</complexType>

<!-- Definition of generic D -->
<complexType name="DType" abstract="true">
   <complexContent>
      <extension base="mpeg7:Mpeg7BaseType"/>
   </complexContent>
</complexType>

<!-- Definition of generic DS -->
<complexType name="DSType" abstract="true">
   <complexContent>
      <extension base="mpeg7:Mpeg7BaseType">
         <sequence>
            <element name="Header" type="mpeg7:HeaderType" minOccurs="0"
               maxOccurs="unbounded"/>
         </sequence>
         <attribute name="id" type="ID" use="optional"/>
         <attributeGroup ref="mpeg7:timePropertyGrp"/>
         <attributeGroup ref="mpeg7:mediaTimePropertyGrp"/>
      </extension>
```

--`,,```,,,,````-`-`,,`,,`,`,,`---
© ISO/IEC 2003 – All rights reserved
Copyright International Organization for Standardization
Provided by IHS under license with ISO
No reproduction or networking permitted without license from IHS
Not for Resale

```
    </complexContent>
</complexType>

<!-- Definition of Visual D -->
<complexType name="VisualDType" abstract="true">
    <complexContent>
        <extension base="mpeg7:DType"/>
    </complexContent>
</complexType>

<!-- Definition of Audio D -->
<complexType name="AudioDType" abstract="true">
    <complexContent>
        <extension base="mpeg7:DType"/>
    </complexContent>
</complexType>

<!-- Definition of Visual DS -->
<complexType name="VisualDSType" abstract="true">
    <complexContent>
        <extension base="mpeg7:DSType"/>
    </complexContent>
</complexType>

<!-- Definition of Audio DS -->
<complexType name="AudioDSType" abstract="true">
    <complexContent>
        <extension base="mpeg7:DSType"/>
    </complexContent>
</complexType>

<!-- Definition of Header datatype -->
<complexType name="HeaderType" abstract="true">
    <complexContent>
        <extension base="mpeg7:Mpeg7BaseType">
            <attribute name="id" type="ID" use="optional"/>
        </extension>
    </complexContent>
</complexType>
```

4.2.3 Base types semantics

Semantics of the `Mpeg7BaseType`:

Name	*Definition*
`Mpeg7BaseType`	Provides the topmost type of the base type hierarchy (abstract). The `DSType`, `DType`, and `HeaderType` extend `Mpeg7BaseType`.

Semantics of the `DType`:

Name	*Definition*
`DType`	Describes a feature of multimedia content. `DType` extends `Mpeg7BaseType` and provides a base abstract type for Descriptors. The `AudioDType` and `VisualDType` extend `DType`.

Copyright International Organization for Standardization
Provided by IHS under license with ISO
No reproduction or networking permitted without license from IHS
Not for Resale
© ISO/IEC 2003 – All rights reserved

Semantics of the DSType:

Name	*Definition*
DSType	Describes entities or relationships related to the multimedia content. DSType extends Mpeg7BaseType and provides a base abstract type for Description Schemes. The audio and visual Description Schemes extend DSType. The DSType contains an element of type HeaderType.
Header	Describes the header of a description (optional). Header collects information that recurs in a description in order to allow referencing using a reference tool.
id	Identifies the id of a multimedia entity or relationship (optional). The id shall be used for referencing and relations in order to connect descriptions.
timePropertyGrp	Describes the properties of a time line associated with AV content (optional). timePropertyGrp is defined in 6.4.8.
mediaTimePropertyGrp	Describes the properties of a time line associated with AV media (optional). mediaTimePropertyGrp is defined in 6.4.16.

Semantics of the VisualDType:

Name	*Definition*
VisualDType	Describes visual features of multimedia content (abstract). VisualDType extends DType and provides a base abstract type for visual Descriptors.

Semantics of the AudioDType:

Name	*Definition*
AudioDType	Describes audio features of multimedia content (abstract). AudioDType extends DType and provides a base abstract type for audio Descriptors.

Semantics of the VisualDSType:

Name	*Definition*
VisualDSType	Describes visual concepts and visual features of multimedia content (abstract). VisualDSType extends DType and provides a base abstract type for visual Description Schemes.

Semantics of the AudioDSType:

Name	*Definition*
AudioDSType	Describes audio concepts and audio features of multimedia content (abstract). AudioDSType extends DType and provides a base abstract type for audio Description Schemes.

© ISO/IEC 2003 – All rights reserved

Copyright International Organization for Standardization
Provided by IHS under license with ISO
No reproduction or networking permitted without license from IHS
Not for Resale

Semantics of the `HeaderType`:

Name	*Definition*
`HeaderType`	Describes information that recurs in a description in order to allow referencing using a reference tool (abstract). `HeaderType` extends `Mpeg7BaseType` and provides a base abstract type for headers.
`id`	Identifies the `id` of the `HeaderType` (optional). The `id` shall be used for referencing (see 6.2) and relations (see 7.7) in order to reuse the information in the header in different parts of a description.

4.3 Root element

4.3.1 Introduction

This subclause specifies the root type and the root element. The root element shall be used as the topmost element in a description. The root type provides metadata about the description as well as information that is common to the description, such as the language of the text and the convention for specifying time. The root element provides a choice of elements for creating either a complete description or a description unit, which are defined as follows:

- **Complete Description**: describes multimedia content using the top-level types. For example, the description of an image is a complete description.
- **Description Unit**: describes an instance of a D, DS, or header. A description unit can be used to represent partial information from a complete description. For example, the description of a shape or color is a description unit.

4.3.2 Root element syntax

```
<!-- ################################################ -->
<!--  Definition of MPEG-7 root element (4.3)         -->
<!-- ################################################ -->

<!-- Definition of Mpeg7 Type-->
<complexType name="Mpeg7Type" abstract="true">
   <sequence>
      <element name="DescriptionMetadata" type="mpeg7:DescriptionMetadataType"
         minOccurs="0"/>
   </sequence>
   <attribute ref="xml:lang" use="optional"/>
   <attributeGroup ref="mpeg7:timePropertyGrp"/>
   <attributeGroup ref="mpeg7:mediaTimePropertyGrp"/>
</complexType>

<!-- Definition of Mpeg7 Element -->
<element name="Mpeg7">
   <complexType>
      <complexContent>
         <extension base="mpeg7:Mpeg7Type">
            <choice>
               <element name="DescriptionUnit" type="mpeg7:Mpeg7BaseType"/>
               <element name="Description" type="mpeg7:CompleteDescriptionType"
                  minOccurs="1" maxOccurs="unbounded"/>
            </choice>
         </extension>
      </complexContent>
   </complexType>
</element>
```


© ISO/IEC 2003 – All rights reserved
Copyright International Organization for Standardization
Provided by IHS under license with ISO
No reproduction or networking permitted without license from IHS
Not for Resale

4.3.3 Root element semantics

Semantics of the `Mpeg7Type`:

Name	*Definition*
`Mpeg7Type`	The type of the root element.
`DescriptionMetadata`	Describes the metadata for the descriptions contained within the instance of the root type (optional). The description metadata applies to the elements contained within the instance of the root element unless new description metadata is described for those elements. `DescriptionMetadataType` is defined in 4.5.3.
`xml:lang`	Identifies the language of the textual content in the description (optional). If not specified, the language is unknown. `xml:lang` is defined in (XML).
`timePropertyGrp`	Describes the properties of a time line associated with AV content (optional). `timePropertyGrp` is defined in 6.4.8.
`mediaTimePropertyGrp`	Describes the properties of a time line associated with AV media (optional). `mediaTimePropertyGrp` is defined in 6.4.16.

Semantics of the `Mpeg7` root element:

Name	*Definition*
`Mpeg7`	Serves as the root element of the description. `Mpeg7` shall be used as the topmost element in a description.
`DescriptionUnit`	Describes an instance of one of a D, DS, or header (optional). A description unit can be used to represent partial information from a complete description. For example, `DescriptionUnit` can be used to describe a shape using the `RegionShape D` (defined in ISO/IEC 15938-3).
`Description`	Describes multimedia content using the top-level types (optional). For example, `Description` can be used to describe an image using `ContentEntityType`, where `MultimediaContent` is of type `ImageType`.

© ISO/IEC 2003 – All rights reserved

Copyright International Organization for Standardization
Provided by IHS under license with ISO
No reproduction or networking permitted without license from IHS
Not for Resale

4.3.4 Root element examples (informative)

The following example shows the use of the root element for describing an instance of the `ScalableColor D` (defined in ISO/IEC 15398-3) using `DescriptionUnit`.

```
<Mpeg7>
    <DescriptionMetadata>
        <Version>1.0</Version>
        <PrivateIdentifier>descriptionUnitExample</PrivateIdentifier>
    </DescriptionMetadata>
    <DescriptionUnit xsi:type="ScalableColorType" numOfCoeff="16"
        numOfBitplanesDiscarded="0">
        <Coeff> 1 2 3 4 5 6 7 8 9 0 1 2 3 4 5 6 </Coeff>
    </DescriptionUnit>
</Mpeg7>
```

The following example shows the use of root element for describing an image using `Description`.

```
<Mpeg7>
    <DescriptionMetadata>
        <Confidence>1.0</Confidence>
        <Version>1.1</Version>
        <LastUpdate>2001-09-20T03:20:25+09:00</LastUpdate>
        <PublicIdentifier type="UUID">
            098f2470-bae0-11cd-b579-08002b30bfeb
        </PublicIdentifier>
        <PrivateIdentifier>completeDescriptionExample</PrivateIdentifier>
        <Creator>
            <Role href="creatorCS"><Name>Creator</Name></Role>
            <Agent xsi:type="PersonType">
                <Name>
                    <GivenName>Yoshiaki</GivenName>
                    <FamilyName>Shibata</FamilyName>
                </Name>
            </Agent>
        </Creator>
        <CreationLocation>
            <Region>jp</Region>
            <AdministrativeUnit>Tokyo</AdministrativeUnit>
        </CreationLocation>
        <CreationTime>2000-10-10T19:45:00+09:00</CreationTime>
        <Instrument>
            <Tool>
                <Name>Wizzo Extracto ver. 2</Name>
            </Tool>
            <Setting name="sensitivity" value="0.5"/>
        </Instrument>
        <Rights>
            <RightsID>RID#</RightsID>
        </Rights>
    </DescriptionMetadata>
    <Description xsi:type="ContentEntityType">
        <MultimediaContent xsi:type="ImageType">
            <Image>
                <!-- more elements here -->
            </Image>
        </MultimediaContent>
    </Description>
</Mpeg7>
```


© ISO/IEC 2003 – All rights reserved
Copyright International Organization for Standardization
Provided by IHS under license with ISO
No reproduction or networking permitted without license from IHS
Not for Resale

4.4 Top-level types

4.4.1 Introduction

This subclause specifies the top-level types. The top-level types are used in complete descriptions to describe multimedia content and metadata related to content management. Each top-level type contains the description tools that are relevant for a particular description task, i.e., describing an image or a video. The following top-level types are defined in this subclause:

- `CompleteDescriptionType` (abstract): top-level type for complete descriptions.
    - `ContentDescriptionType` (abstract): top-level type for complete descriptions of multimedia content.
        - `ContentEntityType`: top-level type for describing multimedia content entities such as images, videos, audio, collections, and so forth.
        - `ContentAbstractionType` (abstract): top-level type for describing abstractions of multimedia content:
            - `SemanticDescriptionType`: top-level type for describing semantics of multimedia content.
            - `ModelDescriptionType`: top-level type for describing models of multimedia content.
            - `SummaryDescriptionType`: top-level type for describing summaries of multimedia content.
            - `ViewDescriptionType`: top-level type for describing views and view decompositions of audio-visual signals.
            - `VariationDescriptionType`: top-level type for describing variations of multimedia content.
    - `ContentManagementType` (abstract): top-level type for describing metadata related to content management:
        - `UserDescriptionType`: top-level type for describing a user of a multimedia system.
        - `MediaDescriptionType`: top-level type for describing the media information of multimedia content.
        - `CreationDescriptionType`: top-level type for describing the process of creating multimedia content.
        - `UsageDescriptionType`: top-level type for describing the usage of multimedia content.
        - `ClassificationSchemeDescriptionType`: top-level type for describing a classification scheme for multimedia content.

The top-level types are organized under the type hierarchy shown in Figure 3. The `CompleteDescriptionType` forms the root base type of the hierarchy. The top-level types `ContentDescriptionType` and `ContentManagementType` extend `CompleteDescriptionType`. The top-level types `ContentEntityType` and `ContentAbstractionType` extend `CompleteDescriptionType`.

© ISO/IEC 2003 – All rights reserved

Copyright International Organization for Standardization
Provided by IHS under license with ISO
No reproduction or networking permitted without license from IHS
Not for Resale

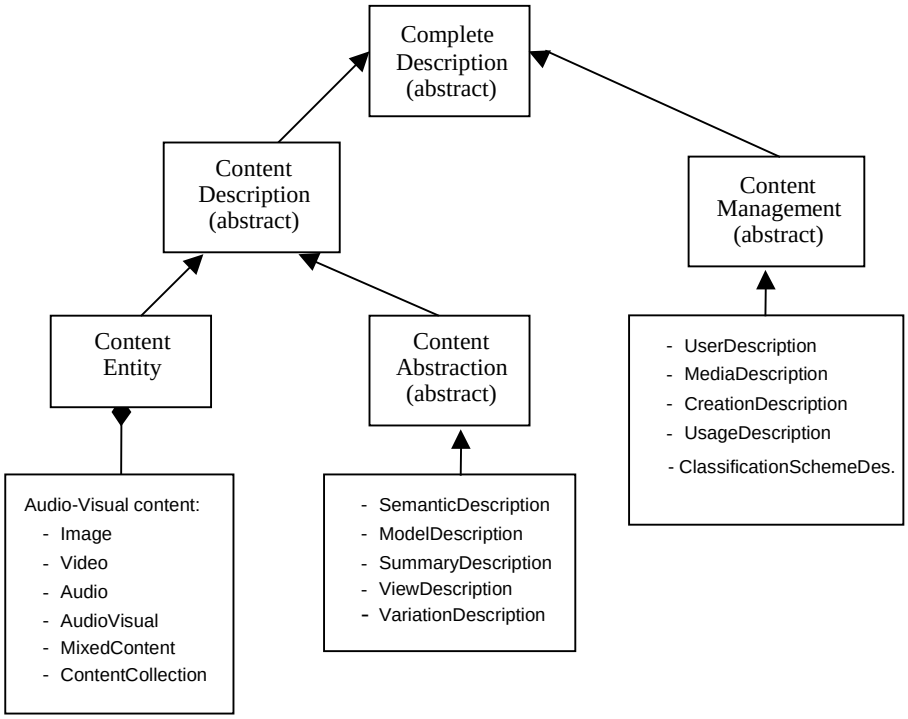

Figure 3 — Illustration of the type derivation hierarchy for top-level types

4.4.2 Complete description types

4.4.2.1 Introduction

The complete description types describe multimedia content, abstractions of multimedia content, and metadata related to the management of multimedia content. `CompleteDescriptionType` is the base type for `ContentDescriptionType and ContentManagementType.` Since the root element allows the instantiation of multiple complete description top-level types in a single description, the `CompleteDescriptionType` includes a `Relationships` element of type `GraphType` that describes the relationships among the DS instances in the description. The `CompleteDescriptionType` includes description metadata that describes the metadata for the descriptions contained within the instance of the complete description top-level type.

4.4.2.2 Complete description type syntax

```
<!-- ################################################################ -->
<!--  Definition of Complete description top-level types (4.4.2)  -->
<!-- ################################################################ -->

<!-- Definition of CompleteDescription Top-level Type -->
<complexType name="CompleteDescriptionType" abstract="true">
   <sequence>
      <element name="DescriptionMetadata"
         type="mpeg7:DescriptionMetadataType" minOccurs="0"/>
      <element name="Relationships" type="mpeg7:GraphType"
         minOccurs="0" maxOccurs="unbounded"/>
       <element name="OrderingKey" type="mpeg7:OrderingKeyType"
         minOccurs="0" maxOccurs="unbounded"/>
   </sequence>
</complexType>
```


© ISO/IEC 2003 – All rights reserved
Copyright International Organization for Standardization
Provided by IHS under license with ISO
No reproduction or networking permitted without license from IHS
Not for Resale

4.4.2.3 Complete description type semantics

Semantics of the `CompleteDescriptionType`:

Name	*Definition*
`CompleteDescriptionType`	Describes multimedia content, abstractions of multimedia content, and management of multimedia content (abstract). `CompleteDescriptionType` is the base type for `ContentDescriptionType` and `ContentManagementType`.
`DescriptionMetadata`	Describes the metadata for the descriptions contained within the instance of the top-level type (optional). The description metadata applies to the elements contained within the instance of the root element unless new description metadata is described for those elements. `DescriptionMetadataType` is defined in 4.5.3.
`Relationships`	Describes a graph of the relationships among the DS instances in the description (optional). Also describes relationships across different individual sub-descriptions that appear under a single root element. `GraphType` is defined in 7.7.2.
`OrderingKey`	Describes an ordering of instances within a description (optional). The ordering does not constrain the actual order of appearance within the description itself. `OrderingKeyType` is defined in 7.8.2.

4.4.3 Content description types

4.4.3.1 Introduction

The content description top-level types describe multimedia content entities and abstractions of multimedia content.

4.4.3.2 Content description types syntax

```
<!-- ############################################################ -->
<!--  Definition of Content description top-level types (4.4.3)  -->
<!-- ############################################################ -->
<!-- Definition of ContentDescription Top-level Type -->
<complexType name="ContentDescriptionType" abstract="true">
   <complexContent>
      <extension base="mpeg7:CompleteDescriptionType">
         <sequence>
            <element name="Affective" type="mpeg7:AffectiveType" minOccurs="0"
               maxOccurs="unbounded"/>
         </sequence>
      </extension>
   </complexContent>
</complexType>

<!-- Definition of ContentEntity Top-level Type -->
<complexType name="ContentEntityType">
   <complexContent>
      <extension base="mpeg7:ContentDescriptionType">
         <sequence>
            <element name="MultimediaContent" type="mpeg7:MultimediaContentType"
               minOccurs="1" maxOccurs="unbounded"/>
```

--`,,```,,,,````-`-`,,`,,`,`,,`---

© ISO/IEC 2003 – All rights reserved

Copyright International Organization for Standardization
Provided by IHS under license with ISO
No reproduction or networking permitted without license from IHS
Not for Resale

```
            </sequence>
        </extension>
    </complexContent>
</complexType>

<!-- Definition of ContentAbstraction Top-level Type -->
<complexType name="ContentAbstractionType" abstract="true">
    <complexContent>
        <extension base="mpeg7:ContentDescriptionType"/>
    </complexContent>
</complexType>

<!-- Definition of SemanticDescription Top-level Type -->
<complexType name="SemanticDescriptionType">
    <complexContent>
        <extension base="mpeg7:ContentAbstractionType">
            <choice>
                <element name="Semantics" type="mpeg7:SemanticType" minOccurs="1"
                    maxOccurs="unbounded"/>
                <element name="ConceptCollection" type="mpeg7:ConceptCollectionType"
                    minOccurs="1" maxOccurs="unbounded"/>
            </choice>
        </extension>
    </complexContent>
</complexType>

<!-- Definition of ModelDescription Top-level Type -->
<complexType name="ModelDescriptionType">
    <complexContent>
        <extension base="mpeg7:ContentAbstractionType">
            <sequence>
                <element name="Model" type="mpeg7:ModelType" minOccurs="1"
                    maxOccurs="unbounded"/>
            </sequence>
        </extension>
    </complexContent>
</complexType>

<!-- Definition of SummaryDescription Top-level Type -->
<complexType name="SummaryDescriptionType">
    <complexContent>
        <extension base="mpeg7:ContentAbstractionType">
            <sequence>
                <element name="Summarization" type="mpeg7:SummarizationType"
                    minOccurs="1" maxOccurs="unbounded"/>
            </sequence>
        </extension>
    </complexContent>
</complexType>

<!-- Definition of ViewDescription Top-level Type -->
<complexType name="ViewDescriptionType">
    <complexContent>
        <extension base="mpeg7:ContentAbstractionType">
            <choice>
                <element name="View" type="mpeg7:ViewType" minOccurs="1"
                    maxOccurs="unbounded"/>
                <element name="ViewSet" type="mpeg7:ViewSetType" minOccurs="1"
                    maxOccurs="unbounded"/>
                <element name="ViewDecomposition" type="mpeg7:ViewDecompositionType"
```


Copyright International Organization for Standardization
Provided by IHS under license with ISO
No reproduction or networking permitted without license from IHS
Not for Resale
© ISO/IEC 2003 – All rights reserved

```
                minOccurs="1" maxOccurs="unbounded"/>
            </choice>
        </extension>
    </complexContent>
</complexType>

<!-- Definition of VariationDescription Top-level Type -->
<complexType name="VariationDescriptionType">
    <complexContent>
        <extension base="mpeg7:ContentAbstractionType">
            <choice>
                <element name="VariationSet" type="mpeg7:VariationSetType"
                    minOccurs="1" maxOccurs="unbounded"/>
                <element name="Variation" type="mpeg7:VariationType" minOccurs="1"
                    maxOccurs="unbounded"/>
            </choice>
        </extension>
    </complexContent>
</complexType>
```

4.4.3.3 Content description types semantics

Semantics of the `ContentDescriptionType`:

Name	*Definition*
`ContentDescriptionType`	Top-level type for describing multimedia content and abstractions of multimedia content (abstract). Provides the base type of `ContentEntityType` and `ContentAbstractionType`. `ContentDescriptionType` extends `CompleteDescriptionType`.
`Affective`	Describes the affective response of users to the multimedia content (optional). The `AffectiveType` is defined in 7.9.

Semantics of the `ContentEntityType`:

Name	*Definition*
`ContentEntityType`	Top-level type for describing multimedia content entities such as images, video, audio, and so forth. `ContentEntityType` extends `ContentDescriptionType`.
`MultimediaContent`	Describes an instance of multimedia content.

Semantics of the `ContentAbstractionType`:

Name	*Definition*
`ContentAbstractionType`	Top-level type for describing abstractions of multimedia content (abstract). An abstraction is a secondary content representation that is created from or is related to the multimedia content. For example, a summary of video or a model of audio-visual features is an abstraction of the multimedia content. `ContentAbstractionType` extends `ContentDescriptionType`.

--`,,```,,,,````-`-`,,`,,`,`,,`---

© ISO/IEC 2003 – All rights reserved

Copyright International Organization for Standardization
Provided by IHS under license with ISO
No reproduction or networking permitted without license from IHS
Not for Resale

Semantics of the SemanticDescriptionType:

Name	*Definition*
SemanticDescriptionType	Top-level type for describing semantics of multimedia content including real-life events, objects, concepts, and narratives. SemanticDescriptionType extends ContentAbstractionType.
Semantics	Describes the semantics of multimedia content (optional). SemanticType is defined in 12.3.4.
ConceptCollection	Describes a collection of semantic concepts related to multimedia content (optional). ConceptCollectionType is defined in 14.2.5.

Semantics of the ModelDescriptionType:

Name	*Definition*
ModelDescriptionType	Top-level type for describing models of multimedia content. ModelDescriptionType extends ContentAbstractionType.
Model	Describes a model of multimedia content. ModelType is defined in 14.3.

Semantics of the SummaryDescriptionType:

Name	*Definition*
SummaryDescriptionType	Top-level type for describing summaries of AV content. SummaryDescriptionType extends ContentAbstractionType.
Summarization	Describes a summarization of AV content. SummarizationType is defined in 13.2

Semantics of the ViewDescriptionType:

Name	*Definition*
ViewDescriptionType	Top-level type for describing views, sets of views, and view decompositions of image, video, or audio signal. ViewDescriptionType extends ContentAbstractionType.
View	Describes a view of an image, video, or audio signal (optional). ViewType is defined in 13.3.5
ViewSet	Describes a set of views of an image, video, or audio signal (optional). ViewSetType is defined in 13.3.12.
ViewDecomposition	Describes a view decomposition of an image, video, or audio signal (optional). ViewDecompositionType is defined in 13.3.11.

© ISO/IEC 2003 – All rights reserved
Copyright International Organization for Standardization
Provided by IHS under license with ISO
No reproduction or networking permitted without license from IHS
Not for Resale

Semantics of the VariationDescriptionType:

Name	*Definition*
VariationDescriptionType	Top-level type for describing variations of multimedia content. VariationDescriptionType extends ContentAbstractionType.
VariationSet	Describes a set of variations of multimedia content (optional). VariationSetType is defined in 13.4.2.
Variation	Describes a variation of multimedia content (optional). VariationType is defined in 13.4.2.

4.4.3.4 Content description types examples (informative)

The following example shows the use of the content description type ContentEntityType for describing a photographic image depicting a sunset. The image description includes a text annotation and a description of the image color using ScalableColor D (defined in ISO/IEC 15938-3).

```
<Mpeg7>
   <Description xsi:type="ContentEntityType">
      <MultimediaContent xsi:type="ImageType">
         <Image>
            <MediaLocator>
               <MediaUri>image.jpg</MediaUri>
            </MediaLocator>
            <TextAnnotation>
               <FreeTextAnnotation> Sunset scene </FreeTextAnnotation>
            </TextAnnotation>
            <VisualDescriptor xsi:type="ScalableColorType" numOfCoeff="16"
               numOfBitplanesDiscarded="0">
               <Coeff> 1 2 3 4 5 6 7 8 9 0 1 2 3 4 5 6 </Coeff>
            </VisualDescriptor>
         </Image>
      </MultimediaContent>
   </Description>
</Mpeg7>
```

The following example shows the use of the content description type SemanticDescriptionType for describing a car that is depicted in an image (image.jpg). The Semantic DS is defined in 12.3.4.

```
<Mpeg7>
   <Description xsi:type="SemanticDescriptionType">
      <Semantics>
         <Label>
            <Name> Car </Name>
         </Label>
         <Definition>
            <FreeTextAnnotation>
               Four wheel motorized vehicle
            </FreeTextAnnotation>
         </Definition>
         <MediaOccurrence>
            <MediaLocator>
               <MediaUri> image.jpg </MediaUri>
            </MediaLocator>
         </MediaOccurrence>
      </Semantics>
```

© ISO/IEC 2003 – All rights reserved

Copyright International Organization for Standardization
Provided by IHS under license with ISO
No reproduction or networking permitted without license from IHS
Not for Resale

```
    </Description>
</Mpeg7>
```

The following example shows the use of the content description type `ModelDescriptionType` for describing a collection model of "sunsets" that contains two images depicting sunset scenes. The `CollectionModel DS` is defined in 14.5.3.

```
<Mpeg7>
    <Description xsi:type="ModelDescriptionType">
        <Model xsi:type="CollectionModelType" confidence="0.75" reliability="0.5"
            function="described">
            <Label>
                <Name>Sunsets</Name>
            </Label>
            <Collection xsi:type="ContentCollectionType">
                <Content xsi:type="ImageType">
                    <Image>
                        <MediaLocator xsi:type="ImageLocatorType">
                            <MediaUri>sunset1.jpg</MediaUri>
                        </MediaLocator>
                    </Image>
                </Content>
                <Content xsi:type="ImageType">
                    <Image>
                        <MediaLocator xsi:type="ImageLocatorType">
                            <MediaUri>sunset2.jpg</MediaUri>
                        </MediaLocator>
                    </Image>
                </Content>
            </Collection>
        </Model>
    </Description>
</Mpeg7>
```

The following example shows the use of the content description type `SummaryDescriptionType` for describing a hierarchical summary of video. The hierarchical summary has two levels: level 0 consists of three summary segments, and level 1 consists of one summary segment. The `HierarchicalSummary DS` is defined in 13.2.4.

```
<Mpeg7>
    <Description xsi:type="SummaryDescriptionType">
        <Summarization>
            <Summary xsi:type="HierarchicalSummaryType"
                components="keyVideoClips" hierarchy="dependent">
                <SourceLocator>
                    <MediaUri>file://disk/video001.mpg</MediaUri>
                </SourceLocator>
                <SummarySegmentGroup level="0">
                    <SummarySegment> <!-- segment #1 at level 0 --> </SummarySegment>
                    <SummarySegment> <!-- segment #2 at level 0 --> </SummarySegment>
                    <SummarySegment> <!-- segment #3 at level 0 --> </SummarySegment>
                    <SummarySegmentGroup level="1">
                        <SummarySegment> <!-- segment #1 at level 1 --> </SummarySegment>
                    </SummarySegmentGroup>
                </SummarySegmentGroup>
            </Summary>
        </Summarization>
    </Description>
</Mpeg7>
```

--`,,```,,,,````-`-`,,`,,`,`,,`---

© ISO/IEC 2003 – All rights reserved
Copyright International Organization for Standardization
Provided by IHS under license with ISO
No reproduction or networking permitted without license from IHS
Not for Resale

The following example shows the use of the content description type ViewDescriptionType for describing a spatial view of an image, which corresponds to the upper-right quarter of the image. The SpaceView DS is defined in 13.3.6.

```
<Mpeg7>
    <Description xsi:type="ViewDescriptionType">
        <View xsi:type="SpaceViewType">
            <Target>
                <ImageSignal>
                    <MediaLocator>
                        <MediaUri> view.jpg </MediaUri>
                    </MediaLocator>
                </ImageSignal>
            </Target>
            <Source>
                <ImageSignal>
                    <MediaLocator>
                        <MediaUri> image.jpg </MediaUri>
                    </MediaLocator>
                </ImageSignal>
            </Source>
            <SpacePartition>
                <Origin xOrigin="left" yOrigin="top"/>
                <Start xsi:type="SignalPlaneFractionType" x="0.5" y="0"/>
                <End xsi:type="SignalPlaneFractionType" x="0.5" y="0.5"/>
            </SpacePartition>
        </View>
    </Description>
</Mpeg7>
```

The following example shows the use of the content description type VariationDescriptionType for describing an image that is a variation of a video in which the image has been extracted from the video. The VariationSet DS is defined in 13.4.2.

```
<Mpeg7>
    <Description xsi:type="VariationDescriptionType">
        <VariationSet>
            <Source xsi:type="VideoType">
                <Video>
                    <MediaLocator>
                        <MediaUri>file://video-A.mpg</MediaUri>
                    </MediaLocator>
                </Video>
            </Source>
            <Variation fidelity="0.85" priority="1">
                <Content xsi:type="ImageType">
                    <Image>
                        <MediaLocator>
                            <MediaUri>file://image-B.jpg</MediaUri>
                        </MediaLocator>
                    </Image>
                </Content>
                <VariationRelationship>extraction</VariationRelationship>
            </Variation>
        </VariationSet>
    </Description>
</Mpeg7>
```

© ISO/IEC 2003 – All rights reserved

Copyright International Organization for Standardization
Provided by IHS under license with ISO
No reproduction or networking permitted without license from IHS
Not for Resale

4.4.4 Content management types

4.4.4.1 Introduction

This subclause specifies top-level types that support the management of multimedia content.

4.4.4.2 Content management types syntax

```
<!-- ############################################################ -->
<!--  Definition of Content management top-level types (4.4.4)  -->
<!-- ############################################################ -->

<!-- Definition of ContentManagement Top-level Type -->
<complexType name="ContentManagementType" abstract="true">
   <complexContent>
      <extension base="mpeg7:CompleteDescriptionType"/>
   </complexContent>
</complexType>

<!-- Definition of UserDescription Top-level Type -->
<complexType name="UserDescriptionType">
   <complexContent>
      <extension base="mpeg7:ContentManagementType">
         <sequence>
            <element name="User" type="mpeg7:AgentType"
               minOccurs="0"/>
            <element name="UserPreferences" type="mpeg7:UserPreferencesType"
               minOccurs="0" maxOccurs="unbounded"/>
            <element name="UsageHistory" type="mpeg7:UsageHistoryType"
               minOccurs="0" maxOccurs="unbounded"/>
         </sequence>
      </extension>
   </complexContent>
</complexType>

<!-- Definition of MediaDescription Top-level Type -->
<complexType name="MediaDescriptionType">
   <complexContent>
      <extension base="mpeg7:ContentManagementType">
         <sequence>
            <element name="MediaInformation"
               type="mpeg7:MediaInformationType" minOccurs="1"
                    maxOccurs="unbounded"/>
         </sequence>
      </extension>
   </complexContent>
</complexType>

<!-- Definition of CreationDescription Top-level Type -->
<complexType name="CreationDescriptionType">
   <complexContent>
      <extension base="mpeg7:ContentManagementType">
         <sequence>
            <element name="CreationInformation"
               type="mpeg7:CreationInformationType" minOccurs="1"
                    maxOccurs="unbounded"/>
         </sequence>
      </extension>
   </complexContent>
```


Copyright International Organization for Standardization
Provided by IHS under license with ISO
No reproduction or networking permitted without license from IHS
© ISO/IEC 2003 – All rights reserved
Not for Resale

```
</complexType>

<!-- Definition of UsageDescription Top-level Type -->
<complexType name="UsageDescriptionType">
   <complexContent>
      <extension base="mpeg7:ContentManagementType">
         <sequence>
            <element name="UsageInformation" type="mpeg7:UsageInformationType"
                  minOccurs="1" maxOccurs="unbounded"/>
         </sequence>
      </extension>
   </complexContent>
</complexType>

<!-- Definition of ClassificationSchemeDescription Top-level Type -->
<complexType name="ClassificationSchemeDescriptionType">
   <complexContent>
      <extension base="mpeg7:ContentManagementType">
         <choice>
            <element name="ClassificationScheme"
               type="mpeg7:ClassificationSchemeType" minOccurs="1"
                  maxOccurs="unbounded"/>
            <element name="ClassificationSchemeBase"
               type="mpeg7:ClassificationSchemeBaseType" minOccurs="1"
                  maxOccurs="unbounded"/>
         </choice>
      </extension>
   </complexContent>
</complexType>
```

4.4.4.3 Content management types semantics

Semantics of the `ContentManagementType`:

Name	*Definition*
`ContentManagementType`	Top-level type for describing metadata related to the management of multimedia content (abstract). `ContentManagementType` extends `CompleteDescriptionType`.

Semantics of the `UserDescriptionType`:

Name	*Definition*
`UserDescriptionType`	Top-level type for describing users of multimedia systems. `UserDescriptionType` extends `ContentManagementType`.
`User`	Describes a user of a multimedia system (optional). A user can be a person, a group of persons, or an organization. `User` if of type `AgentType`, which is defined in 7.5.
`UserPreferences`	Describes the preferences of the user of a multimedia system (optional). `UserPreferencesType` is defined in 15.2.
`UsageHistory`	Describes the usage history of the user of a multimedia system (optional). `UsageHistoryType` is defined in 15.3.

© ISO/IEC 2003 – All rights reserved

Copyright International Organization for Standardization
Provided by IHS under license with ISO
No reproduction or networking permitted without license from IHS
Not for Resale

Semantics of the MediaDescriptionType:

Name	*Definition*
MediaDescriptionType	Top-level type for describing the media information of multimedia content. MediaDescriptionType extends ContentManagementType.
MediaInformation	Describes the media information of multimedia content. MediaInformationType is defined in 8.2.

Semantics of the CreationDescriptionType:

Name	*Definition*
CreationDescriptionType	Top-level type for describing the processes of creating multimedia content. CreationDescriptionType extends ContentManagementType.
CreationInformation	Describes the information about the creation of multimedia content. CreationInformationType is defined in 9.2.

Semantics of the UsageDescriptionType:

Name	*Definition*
UsageDescriptionType	Top-level type for describing the usage of multimedia content. UsageDescriptionType extends ContentManagementType.
UsageInformation	Describes usage rights of multimedia content. UsageInformationType is defined in 10.2.

Semantics of the ClassificationSchemeDescriptionType:

Name	*Definition*
ClassificationSchemeDescriptionType	Top-level type for describing classification schemes for multimedia content. ClassificationSchemeDescriptionType extends ContentManagementType.
ClassificationScheme	Describes a classification scheme or ontology for multimedia content. ClassificationSchemeType is defined in 7.4.2.
ClassificationSchemeBase	Describes a classification scheme or ontology for multimedia content using the base type for classification schemes. ClassificationSchemeBaseType is defined in 7.4.2.

4.4.4.4 Content management types example (informative)

The following example shows the use of the content management type UserDescriptionType for describing the user preferences of a user of a multimedia system. The UserPreferences DS is defined in 15.2.3.

© ISO/IEC 2003 – All rights reserved
Copyright International Organization for Standardization
Provided by IHS under license with ISO
No reproduction or networking permitted without license from IHS
Not for Resale

```
<Mpeg7>
   <Description xsi:type="UserDescriptionType">
      <User xsi:type="PersonType">
         <Name xml:lang="en">
            <GivenName> John </GivenName>
            <FamilyName> Smith </FamilyName>
         </Name>
      </User>
      <UserPreferences>
         <UserIdentifier>
            <Name> jrsmith </Name>
         </UserIdentifier>
         <FilteringAndSearchPreferences>
         <!-- more elements here -->
         </FilteringAndSearchPreferences>
      </UserPreferences>
   </Description>
</Mpeg7>
```

The following example shows the use of the content management type `MediaDescriptionType` for describing the media information of a news video. The `MediaInformation DS` is defined in 8.2.1.

```
<Mpeg7>
   <Description xsi:type="MediaDescriptionType">
      <MediaInformation id="news1_media">
         <MediaIdentification>
            <EntityIdentifier organization="MPEG" type="MPEG7ContentSetId">
                  mpeg7_content:news1
               </EntityIdentifier>
            <VideoDomain href="urn:mpeg:mpeg7:cs:VideoDomainCS:2001:1.2">
               <Name xml:lang="en">Natural</Name>
            </VideoDomain>
         </MediaIdentification>
         <MediaProfile>
            <MediaFormat>
               <Content href="MPEG7ContentCS">
                  <Name>audiovisual</Name>
               </Content>
               <Medium href="urn:mpeg:mpeg7:cs:MediumCS:2001:1.1">
                  <Name xml:lang="en">CD</Name>
               </Medium>
               <FileFormat href="urn:mpeg:mpeg7:cs:FileFormatCS:2001:3">
                  <Name xml:lang="en">mpeg</Name>
               </FileFormat>
               <FileSize>666478608</FileSize>
               <VisualCoding>
                  <Format href="urn:mpeg:mpeg7:cs:VisualCodingFormatCS:2001:1"
                     colorDomain="color">
                     <Name xml:lang="en">MPEG-1 Video</Name>
                  </Format>
                  <Pixel aspectRatio="0.75" bitsPer="8"/>
                  <Frame height="288" width="352" rate="25"/>
               </VisualCoding>
            </MediaFormat>
         </MediaProfile>
      </MediaInformation>
   </Description>
</Mpeg7>
```

--`,,```,,,,````-`-`,,`,,`,`,,`---
© ISO/IEC 2003 – All rights reserved
Copyright International Organization for Standardization
Provided by IHS under license with ISO
No reproduction or networking permitted without license from IHS
Not for Resale

The following example shows the use of the content management type `CreationDescriptionType` for describing the creation information for a sports video. The `CreationInformation DS` is defined in 9.2.1.

```
<Mpeg7>
    <Description xsi:type="CreationDescriptionType">
        <CreationInformation>
            <Creation>
                <Title xml:lang="en" type="popular">Subway series</Title>
                <Abstract>
                    <FreeTextAnnotation> Game among city rivals
                           </FreeTextAnnotation>
                </Abstract>
                <Creator>
                    <Role href="urn:mpeg:mpeg7:cs:RoleCS:2001:PUBLISHER"/>
                    <Agent xsi:type="OrganizationType">
                        <Name>Sports Channel</Name>
                    </Agent>
                </Creator>
            </Creation>
        </CreationInformation>
    </Description>
</Mpeg7>
```

The following example shows the use of the content management type `UsageDescriptionType` for describing the usage information for a sport video released for the Internet. The `UsageInforamtion DS` is defined in 10.2.1.

```
<Mpeg7>
    <Description xsi:type="UsageDescriptionType">
        <UsageInformation>
            <Rights>
                <RightsID organization="NBC" type="NBCCopyRightsID">
                          nbc:20010618:td2
                      </RightsID>
            </Rights>
            <Availability id="sports">
                <InstanceRef href="onlinemp7cs17sports1"/>
                <Dissemination>
                    <Format href="urn:mpeg:mpeg7:cs:DisseminationFormatCS:2001:4">
                        <Name xml:lang="en">Internet</Name>
                    </Format>
                    <Location>
                        <Region>us</Region>
                    </Location>
                </Dissemination>
                <AvailabilityPeriod type="payPerUse">
                    <TimePoint>2001-06-16T21:00+01:00</TimePoint>
                    <Duration>PT30M</Duration>
                </AvailabilityPeriod>
            </Availability>
        </UsageInformation>
    </Description>
</Mpeg7>
```

The following example shows the use of the content management type `ClassificationSchemeDescriptionType` for describing a classification scheme for audio domain. The `ClassificationScheme DS` is defined in 7.4.2.

--`,,```,,,,````-`-`,,`,,`,`,,`---

© ISO/IEC 2003 – All rights reserved
Copyright International Organization for Standardization
Provided by IHS under license with ISO
No reproduction or networking permitted without license from IHS
Not for Resale

```
<Mpeg7>
    <Description xsi:type="ClassificationSchemeDescriptionType">
        <ClassificationScheme uri="urn:mpeg:mpeg7:cs:MyAudioDomainCS"
            domain="//MediaInformation/MediaProfile/MediaIdentification/AudioDomain">
            <Header xsi:type="DescriptionMetadataType">
                <Version>1.0</Version>
            </Header>
            <Term termID="1">
                <Name xml:lang="en">Source</Name>
                <Definition xml:lang="en">Type of audio source</Definition>
                <Term termID="1.1">
                    <Name xml:lang="en">Synthetic</Name>
                </Term>
                <Term termID="1.2">
                    <Name xml:lang="en">Natural</Name>
                </Term>
            </Term>
        </ClassificationScheme>
    </Description>
</Mpeg7>
```

4.4.5 Multimedia content entity description tools

4.4.5.1 Introduction

This subclause specifies tools for describing different multimedia content entities. The different multimedia content entity tools correspond to the different types of multimedia content: images, video, audio, AV data, mixed multimedia content, signals, ink content, and edited video.

4.4.5.2 Multimedia content entity description tools syntax

```
<!-- ######################################################## -->
<!--  Definition of Multimedia content entity tools (4.4.5)   -->
<!-- ######################################################## -->

<!-- Definition of MultimediaContent Content Entity -->
<complexType name="MultimediaContentType" abstract="true">
    <complexContent>
        <extension base="mpeg7:DSType">
        </extension>
    </complexContent>
</complexType>

<!-- Definition of Image Content Entity -->
<complexType name="ImageType">
    <complexContent>
        <extension base="mpeg7:MultimediaContentType">
            <sequence>
                <element name="Image" type="mpeg7:StillRegionType"/>
            </sequence>
        </extension>
    </complexContent>
</complexType>

<!-- Definition of Video Content Entity -->
<complexType name="VideoType">
    <complexContent>
        <extension base="mpeg7:MultimediaContentType">
            <sequence>
```

© ISO/IEC 2003 – All rights reserved

Copyright International Organization for Standardization
Provided by IHS under license with ISO
No reproduction or networking permitted without license from IHS
Not for Resale

```
            <element name="Video" type="mpeg7:VideoSegmentType"/>
         </sequence>
      </extension>
   </complexContent>
</complexType>

<!-- Definition of Audio Content Entity -->
<complexType name="AudioType">
   <complexContent>
      <extension base="mpeg7:MultimediaContentType">
         <sequence>
            <element name="Audio" type="mpeg7:AudioSegmentType"/>
         </sequence>
      </extension>
   </complexContent>
</complexType>

<!-- Definition of AudioVisual Content Entity -->
<complexType name="AudioVisualType">
   <complexContent>
      <extension base="mpeg7:MultimediaContentType">
         <sequence>
            <element name="AudioVisual" type="mpeg7:AudioVisualSegmentType"/>
         </sequence>
      </extension>
   </complexContent>
</complexType>

<!-- Definition of Multimedia Content Entity -->
<complexType name="MultimediaType">
   <complexContent>
      <extension base="mpeg7:MultimediaContentType">
         <sequence>
            <element name="Multimedia" type="mpeg7:MultimediaSegmentType"/>
         </sequence>
      </extension>
   </complexContent>
</complexType>

<!-- Definition of MultimediaCollection Content Entity -->
<complexType name="MultimediaCollectionType">
   <complexContent>
      <extension base="mpeg7:MultimediaContentType">
         <choice>
            <element name="Collection" type="mpeg7:CollectionType" minOccurs="1"
                  maxOccurs="unbounded"/>
            <element name="StructuredCollection"
               type="mpeg7:StructuredCollectionType" minOccurs="1"
                  maxOccurs="unbounded"/>
         </choice>
      </extension>
   </complexContent>
</complexType>

<!-- Definition of Signal Content Entity -->
<complexType name="SignalType">
   <complexContent>
      <extension base="mpeg7:MultimediaContentType">
         <choice>
            <element name="ImageSignal" type="mpeg7:StillRegionType"/>
```


Copyright International Organization for Standardization
Provided by IHS under license with ISO
No reproduction or networking permitted without license from IHS
Not for Resale
© ISO/IEC 2003 – All rights reserved

```
            <element name="VideoSignal" type="mpeg7:VideoSegmentType"/>
            <element name="AudioSignal" type="mpeg7:AudioSegmentType"/>
            <element name="SignalRef" type="mpeg7:ReferenceType"/>
         </choice>
      </extension>
   </complexContent>
</complexType>

<!-- Definition of InkContent Content Entity -->
<complexType name="InkContentType">
   <complexContent>
      <extension base="mpeg7:MultimediaContentType">
         <sequence>
            <element name="InkContent" type="mpeg7:InkSegmentType"/>
         </sequence>
      </extension>
   </complexContent>
</complexType>

<!-- Definition of AnalyticEditedVideo Content Entity -->
<complexType name="AnalyticEditedVideoType">
   <complexContent>
      <extension base="mpeg7:MultimediaContentType">
         <sequence>
            <element name="AnalyticEditedVideo"
               type="mpeg7:AnalyticEditedVideoSegmentType"/>
         </sequence>
      </extension>
   </complexContent>
</complexType>
```

4.4.5.3 Multimedia content entity description tools semantics

Semantics of the `MultimediaContentType`:

Name	*Definition*
`MultimediaContentType`	Describes a multimedia content entity (abstract). The multimedia content entity shall correspond to one of a variety of multimedia content types including images, video, audio, content collections, ink content, and so forth. `MultimediaContentType` extends `DSType`.

© ISO/IEC 2003 – All rights reserved

Copyright International Organization for Standardization
Provided by IHS under license with ISO
No reproduction or networking permitted without license from IHS
Not for Resale

Semantics of the ImageType:

Name	*Definition*
ImageType	Multimedia content entity for describing an image. An image refers to 2D spatially-varying visual data acquired from a visual source. ImageType extends MultimediaContentType.
Image	Describes the image. The image may refer to 2D spatial data or to a video frame. The image may correspond to a still region of an image or video frame. Image is of type StillRegionType, which is defined in 11.4.2.

Semantics of the VideoType:

Name	*Definition*
VideoType	Multimedia content entity for describing a video. Video refers to time-varying 2-D spatial data commonly represented as a temporally discrete sequence of images or video frames. VideoType extends MultimediaContentType.
Video	Describes the video. The video may be a full video sequence or a temporal segment, shot, or clip extracted from a video sequence. Video is of type VideoSegmentType, which is defined in 11.4.8.

Semantics of the AudioType:

Name	*Definition*
AudioType	Multimedia content entity for describing audio. Audio refers to time-varying 1-D data intended for listening or hearing. AudioType extends MultimediaContentType.
Audio	Describes the audio. The audio may be a full audio sequence or a temporal segment or clip extracted from an audio sequence. Audio is of type AudioSegmentType, which is defined in 11.5.2.

Semantics of the AudioVisualType:

Name	*Definition*
AudioVisualType	Multimedia content entity for describing AV data. AV refers to content consisting of both audio and video. AudioVisualType extends MultimediaContentType.
AudioVisual	Describes the AV data. The AV data may be a full AV sequence or a temporal segment or clip extracted from an AV sequence. AudioVisual is of type AudioVisualSegmentType, which is defined in 11.6.2.

© ISO/IEC 2003 – All rights reserved
Copyright International Organization for Standardization
Provided by IHS under license with ISO
No reproduction or networking permitted without license from IHS
Not for Resale

Semantics of the MultimediaType:

Name	*Definition*
MultimediaType	Multimedia content entity for describing multimedia data. Multimedia refers to content comprising one or modalities or content types, such as images, audio, video, 3D models, ink content, and so forth. MultimediaType extends MultimediaContentType.
Multimedia	Describes the multimedia data. The multimedia data may be a composite of multimedia content or a single item of multimedia content that forms a multimedia presentation. Multimedia is of type MultimediaSegmentType, which is defined in 11.7.2.

Semantics of the MultimediaCollectionType:

Name	*Definition*
MultimediaCollectionType	Multimedia content entity for describing a collection of multimedia data. A multimedia collection is loose collection that does not necessarily form a single coherent presentation. The multimedia collection may contain multiple collections of content and segment. MultimediaCollectionType extends MultimediaContentType.
Collection	Describes a collection related to multimedia content. Examples include collections of multimedia content, collections of segments, and collections of descriptor instances. Each collection is an unordered, unbounded, nested set of items related to multimedia content. CollectionType is defined in 14.2.1.

Semantics of the SignalType:

Name	*Definition*
SignalType	Multimedia content entity for describing an image, video, or audio signal that can be represented as continuous or discrete sample data in space and/or time. For example, a signal can correspond to a discrete 1-D audio signal, a 2-D discrete spatial lattice of image data, or a time-varying video signal. These signal types of image, video, or audio signal data are distinguished from other types of multimedia content, such as complex multimedia presentations, in order to allow the description of views in space, time, and frequency. SignalType is used in ViewType for describing views, partitions, and decompositions of discrete lattice data. SignalType extends MultimediaContentType.
ImageSignal	Describes the image signal. ImageSignal is of type StillRegionType, which is defined in 11.4.2.
VideoSignal	Describes the video signal. VideoSignal is of type VideoSegmentType, which is defined in 11.4.8.
AudioSignal	Describes the audio signal. AudioSignal is of type AudioSegmentType, which is defined in 11.5.2.
SignalRef	Describes a reference to a description of an image, video, or audio signal. SignalRef is of type ReferenceType, which is defined in 6.2.1.

© ISO/IEC 2003 – All rights reserved

Copyright International Organization for Standardization
Provided by IHS under license with ISO
No reproduction or networking permitted without license from IHS
Not for Resale

Semantics of the InkContentType:

Name	*Definition*
InkContentType	Multimedia content entity for describing ink content. Ink content refers to digital written or stroke data generated from various pen devices as well as ink applications (e.g., electronic whiteboard applications, form filling and ink messaging). InkContentType extends MultimediaContentType.
InkContent	Describes the ink content. The ink content may be a full ink document or a segment extracted from an ink document. InkContent is of type InkSegmentType, which is defined in 11.8.2.

Semantics of the AnalyticEditedVideoType:

Name	*Definition*
AnalyticEditedVideoType	Multimedia content entity for describing the video in terms of the analysis of its editing of clips and transitions. AnalyticEditedVideoType extends MultimediaContentType.
AnalyticEditedVideo	Describes the edited video. The analytic edited video may be a full edited video or a segment of edited video. AnalyticEditedVideo is of type AnalyticEditedVideoSegmentType, which is defined in 11.9.2.

4.4.5.4 Multimedia content entity description tools examples (informative)

The following example shows the use of the multimedia content entity ImageType for describing an image.

```
<Mpeg7>
   <Description xsi:type="ContentEntityType">
      <MultimediaContent xsi:type="ImageType">
         <Image>
            <MediaLocator>
               <MediaUri>image.jpg</MediaUri>
            </MediaLocator>
            <CreationInformation>
               <Creation>
                  <Title> World Series Game 3 </Title>
               </Creation>
            </CreationInformation>
            <TextAnnotation>
               <FreeTextAnnotation> Game winning homerun </FreeTextAnnotation>
            </TextAnnotation>
            <Semantic>
               <Label>
                  <Name>Last inning</Name>
               </Label>
               <SemanticBase xsi:type="EventType">
                  <Label>
                     <Name>Game winning homerun </Name>
                  </Label>
               </SemanticBase>
            </Semantic>
            <VisualDescriptor xsi:type="ScalableColorType" numOfCoeff="16"
```

--`,,```,,,,````-`-`,,`,,`,`,,`---

© ISO/IEC 2003 – All rights reserved
Copyright International Organization for Standardization
Provided by IHS under license with ISO
No reproduction or networking permitted without license from IHS
Not for Resale

```
                numOfBitplanesDiscarded="0">
                <Coeff> 1 2 3 4 5 6 7 8 9 0 1 2 3 4 5 6 </Coeff>
            </VisualDescriptor>
        </Image>
    </MultimediaContent>
</Description>
</Mpeg7>
```

The following example shows the use of the multimedia content entity `VideoType` for describing a video.

```
<Mpeg7>
    <Description xsi:type="ContentEntityType">
        <MultimediaContent xsi:type="VideoType">
            <Video>
                <CreationInformation>
                    <Creation>
                        <Title> Worldcup Soccer </Title>
                    </Creation>
                </CreationInformation>
                <MediaTime>
                    <MediaTimePoint>T00:00:00</MediaTimePoint>
                    <MediaDuration>PT1M30S</MediaDuration>
                </MediaTime>
                <VisualDescriptor xsi:type="GoFGoPColorType" aggregation="Average">
                    <ScalableColor numOfCoeff="16" numOfBitplanesDiscarded="0">
                        <Coeff> 1 2 3 4 5 6 7 8 9 0 1 2 3 4 5 6 </Coeff>
                    </ScalableColor>
                </VisualDescriptor>
            </Video>
        </MultimediaContent>
    </Description>
</Mpeg7>
```

The following example shows the use of the multimedia content entity `AudioType` for describing audio content.

```
<Mpeg7>
    <Description xsi:type="ContentEntityType">
        <MultimediaContent xsi:type="AudioType">
            <Audio>
                <CreationInformation>
                    <Creation>
                        <Title> Morning Radio </Title>
                    </Creation>
                </CreationInformation>
                <MediaTime>
                    <MediaTimePoint>T00:00:00</MediaTimePoint>
                    <MediaDuration>PT30M00S</MediaDuration>
                </MediaTime>
            </Audio>
        </MultimediaContent>
    </Description>
</Mpeg7>
```

© ISO/IEC 2003 – All rights reserved

Copyright International Organization for Standardization
Provided by IHS under license with ISO
No reproduction or networking permitted without license from IHS
Not for Resale

The following example shows the use of the multimedia content entity `AudioVisualType` for describing audiovisual content.

```
<Mpeg7>
    <Description xsi:type="ContentEntityType">
        <MultimediaContent xsi:type="AudioVisualType">
            <AudioVisual>
                <MediaLocator>
                    <MediaUri>program.mpg</MediaUri>
                </MediaLocator>
                <CreationInformation>
                    <Creation>
                        <Title> News Flash</Title>
                    </Creation>
                </CreationInformation>
                <TextAnnotation>
                    <FreeTextAnnotation> Afternoon news program </FreeTextAnnotation>
                </TextAnnotation>
                <MediaTime>
                    <MediaTimePoint>T00:00:00</MediaTimePoint>
                    <MediaDuration>PT10M300S</MediaDuration>
                </MediaTime>
            </AudioVisual>
        </MultimediaContent>
    </Description>
</Mpeg7>
```

The following example shows the use of the multimedia content entity `MultimediaType` for describing multimedia content.

```
<Mpeg7>
    <Description xsi:type="ContentEntityType">
        <MultimediaContent xsi:type="MultimediaType">
            <Multimedia>
                <MediaSourceDecomposition gap="false" overlap="false">
                    <Segment xsi:type="StillRegionType">
                        <TextAnnotation>
                            <FreeTextAnnotation> image </FreeTextAnnotation>
                        </TextAnnotation>
                    </Segment>
                    <Segment xsi:type="VideoSegmentType">
                        <TextAnnotation>
                            <FreeTextAnnotation> video </FreeTextAnnotation>
                        </TextAnnotation>
                        <MediaTime>
                            <MediaTimePoint>T00:00:00</MediaTimePoint>
                            <MediaDuration>PT0M15S</MediaDuration>
                        </MediaTime>
                    </Segment>
                    <Segment xsi:type="AudioSegmentType">
                        <TextAnnotation>
                            <FreeTextAnnotation> audio </FreeTextAnnotation>
                        </TextAnnotation>
                    </Segment>
                </MediaSourceDecomposition>
            </Multimedia>
        </MultimediaContent>
    </Description>
</Mpeg7>
```


© ISO/IEC 2003 – All rights reserved
Copyright International Organization for Standardization
Provided by IHS under license with ISO
No reproduction or networking permitted without license from IHS
Not for Resale

The following example shows the use of the multimedia content entity `MultimediaCollectionType` for describing a collection consisting of one image and one video.

```
<Mpeg7>
   <Description xsi:type="ContentEntityType">
      <MultimediaContent xsi:type="MultimediaCollectionType">
         <Collection xsi:type="ContentCollectionType">
            <Content xsi:type="ImageType">
               <Image>
                  <MediaLocator xsi:type="ImageLocatorType">
                     <MediaUri>image.jpg</MediaUri>
                  </MediaLocator>
               </Image>
            </Content>
            <Content xsi:type="VideoType">
               <Video>
                  <MediaLocator xsi:type="TemporalSegmentLocatorType">
                     <MediaUri>video.mpg</MediaUri>
                  </MediaLocator>
               </Video>
            </Content>
         </Collection>
      </MultimediaContent>
   </Description>
</Mpeg7>
```

The following example shows the use of the multimedia content entity `SignalType` for describing an image signal.

```
<Mpeg7>
   <Description xsi:type="ContentEntityType">
      <MultimediaContent xsi:type="SignalType">
         <ImageSignal>
            <MediaLocator xsi:type="ImageLocatorType">
               <MediaUri>video.mpg</MediaUri>
            </MediaLocator>
         </ImageSignal>
      </MultimediaContent>
   </Description>
</Mpeg7>
```

The following example shows the use of the multimedia content entity `InkContentType` for describing ink content.

```
<Mpeg7>
   <Description xsi:type="ContentEntityType">
      <MultimediaContent xsi:type="InkContentType">
         <InkContent>
            <MediaLocator>
               <MediaUri>ink.mpg</MediaUri>
            </MediaLocator>
            <InkMediaInformation>
               <InputDevice resolutionS="133">
                  <Device>
                     <Name xml:lang="en">PenDevice</Name>
                  </Device>
               </InputDevice>
               <Handedness>right</Handedness>
               <Style>mixed</Style>
```

© ISO/IEC 2003 – All rights reserved

Copyright International Organization for Standardization
Provided by IHS under license with ISO
No reproduction or networking permitted without license from IHS
Not for Resale

```
            </InkMediaInformation>
         </InkContent>
      </MultimediaContent>
   </Description>
</Mpeg7>
```

The following example shows the use of the multimedia content entity `AnalyticEditedVideoType` for describing an edited video.

```
<Mpeg7>
   <Description xsi:type="ContentEntityType">
      <MultimediaContent xsi:type="AnalyticEditedVideoType">
         <AnalyticEditedVideo xsi:type="EditedVideoType">
            <MediaLocator>
               <MediaUri> video.mpg </MediaUri>
            </MediaLocator>
            <CreationInformation>
               <Creation>
                  <Title> Worldcup Soccer </Title>
               </Creation>
            </CreationInformation>
            <MediaTime>
               <MediaTimePoint>T00:00:00</MediaTimePoint>
               <MediaDuration>PT1M30S</MediaDuration>
            </MediaTime>
            <AnalyticEditingTemporalDecomposition
               <Shot> <!-- ... --> </Shot>
            </AnalyticEditingTemporalDecomposition>
         </AnalyticEditedVideo>
      </MultimediaContent>
   </Description>
</Mpeg7>
```

4.5 Description metadata tools

4.5.1 Introduction

This subclause specifies tools for describing metadata about descriptions. The description metadata includes packages of description tools and description metadata about the creation of descriptions.

4.5.2 Package DS

4.5.2.1 Introduction

The `Package DS` organizes and labels the description tools for ease of use and navigation of the description tools. The `Package DS` allows nesting of package descriptions within package descriptions.

4.5.2.2 Package DS syntax

```
<!-- ################################### -->
<!--  Definition of Package DS (4.5.2)   -->
<!-- ################################### -->

<!-- Definition of Package DS -->
<complexType name="PackageType">
   <complexContent>
```


Copyright International Organization for Standardization
Provided by IHS under license with ISO
No reproduction or networking permitted without license from IHS
Not for Resale
© ISO/IEC 2003 – All rights reserved

```
        <extension base="mpeg7:DSType">
            <choice minOccurs="0" maxOccurs="unbounded">
                <element name="Scheme">
                    <complexType>
                        <attribute name="name" type="QName" use="required" />
                    </complexType>
                </element>
                <element name="Package" type="mpeg7:PackageType" />
            </choice>
            <attribute name="name" type="string" use="required" />
        </extension>
    </complexContent>
</complexType>
```

4.5.2.3 Package DS semantics

Semantics of the `PackageType`:

Name	*Definition*
`PackageType`	Describes a package of description tools.
`Scheme`	Describes a description tool by giving its name.
`name`	Identifies the name of a description tool.
`Package`	Describes the nesting of package descriptions with the package (optional).
`name`	Identifies the name of the title of the package.

4.5.2.4 Package DS examples (informative)

The following example shows the use of the `Package DS` for describing a package of description tools for collections and models. The package consists of one package named "Content Organization," which consists of another package that lists four tools: `ContentCollectionType`, `DescriptorCollectionType`, `ConceptCollectionType`, and `MixedCollectionType`, and another package named "Probability Models," which consists of two additional packages named: "Probability Distributions," "Continuous Probability Distribution," and "Finite State Models"

```
<Mpeg7>
    <DescriptionMetadata>
        <Version>1.0</Version>
        <Package name="Content Organization">
            <Package name="Collections">
                <Scheme name="ContentCollectionType"/>
                <Scheme name="DescriptorCollectionType"/>
                <Scheme name="ConceptCollectionType"/>
                <Scheme name="MixedCollectionType"/>
            </Package>
            <Package name="Models">
                <Package name="Probability Models">
                    <Package name="Probability Distributions">
                        <Package name="Discrete Probability Distributions">
                            <Scheme name="HistogramProbabilityType"/>
                            <Scheme name="BinomialDistributionType"/>
                            <Scheme name="PoissonDistributionType"/>
```

-`,,`,,`,,`-`-`,,`,,`,`,,`---

© ISO/IEC 2003 – All rights reserved
Copyright International Organization for Standardization
Provided by IHS under license with ISO
No reproduction or networking permitted without license from IHS
Not for Resale

```
                    </Package>
                    <Package name="Continuous Probability Distributions">
                        <Scheme name="GaussianDistributionType"/>
                        <Scheme name="GeneralizedGaussianDistributionType"/>
                    </Package>
                </Package>
                <Package name="Finite State Models">
                    <Scheme name="StateTransitionModelType"/>
                    <Scheme name="HiddenMarkovModelType"/>
                </Package>
            </Package>
        </Package>
    </DescriptionMetadata>
    <!-- more elements here -->
</Mpeg7>
```

4.5.3 DescriptionMetadata Header

4.5.3.1 Introduction

The `DescriptionMetadata Header` describes metadata concerning a description. Such metadata includes information identifying the description (privately or publicly) and describing the creation of the description, the version of the description, and the rights associated with the description.

4.5.3.2 DescriptionMetadata header syntax

```
<!-- ################################################ -->
<!--  Definition of DescriptionMetadata Header (4.5.3)  -->
<!-- ################################################ -->

<!-- Definition of DescriptionMetadata Header -->
<complexType name="DescriptionMetadataType">
    <complexContent>
        <extension base="mpeg7:HeaderType">
            <sequence>
                <element name="Confidence" type="mpeg7:zeroToOneType" minOccurs="0"/>
                <element name="Version" type="string" minOccurs="0"/>
                <element name="LastUpdate" type="mpeg7:timePointType" minOccurs="0"/>
                <element name="Comment" type="mpeg7:TextAnnotationType" minOccurs="0"/>
                <element name="PublicIdentifier" type="mpeg7:UniqueIDType"
                    minOccurs="0" maxOccurs="unbounded"/>
                <element name="PrivateIdentifier" type="string"
                minOccurs="0" maxOccurs="unbounded"/>
                <element name="Creator" type="mpeg7:CreatorType"
                    minOccurs="0" maxOccurs="unbounded"/>
                <element name="CreationLocation" type="mpeg7:PlaceType" minOccurs="0"/>
                <element name="CreationTime" type="mpeg7:timePointType" minOccurs="0"/>
                <element name="Instrument" type="mpeg7:CreationToolType"
                    minOccurs="0" maxOccurs="unbounded"/>
                <element name="Rights" type="mpeg7:RightsType" minOccurs="0"/>
                <element name="Package" type="mpeg7:PackageType" minOccurs="0"/>
            </sequence>
        </extension>
    </complexContent>
</complexType>
```


Copyright International Organization for Standardization
Provided by IHS under license with ISO
No reproduction or networking permitted without license from IHS
Not for Resale
© ISO/IEC 2003 – All rights reserved

4.5.3.3 DescriptionMetadata header Semantics

Semantics of the `DescriptionMetadataType`.

Name	*Definition*
`DescriptionMetadataType`	Header describing metadata concerning a description including information identifying the description (privately or publicly), and describing the creation of the description, the version of the description, and the rights associated with the description. `DescriptionMetadataType` extends `HeaderType`.
`Confidence`	Indicates the confidence in the correctness of the description to which the description metadata is attached (optional). The value zero represents no confidence and the value 1.0 perfect confidence. All other values between zero and one represent intermediate levels of confidence.
`Version`	Specifies the version of the description to which the description metadata is attached (optional). The format for the version information is application dependent.
`LastUpdated`	Specifies the time when information in the description to which the description metadata is attached was last updated (optional).
`Comment`	Describes comments about the description to which the description metadata is attached using a textual annotation (optional).
`PublicIdentifier`	Identifies the description to which the description metadata is attached using a public, globally unique identifier (optional). This identifier may be used to uniquely identify descriptions and is not dependent on the file/stream in which the description occurs, or any other physical embodiment of the metadata. Multiple public identifiers may be associated with a description.
`PrivateIdentifier`	Identifies the description to which the description metadata is attached using a private, application dependent identifier (optional). The format of this identifier is application defined and need not be unique. Multiple private identifiers may be associated with a description.
`Creator`	Describes a creator of the description to which the description metadata is attached (optional). This can be a person, organization, or the software application that automatically generated the metadata. Multiple creators are allowed if the metadata was created as the result of several creators cooperating. `Creator` is of type `CreatorType`, which is defined in 9.2.
`CreationLocation`	Describes the place where the description to which the description metadata is attached was created (optional). `CreationLocation` is of type `PlaceType`, which is defined in 7.6.
`CreationTime`	Describes the time when the description to which the description metadata is attached was created (optional).
`Instrument`	Describes the devices/procedure and settings used for the creation of the metadata, such as the tools used to extract the metadata or the extraction parameters (optional). `Instrument` is of type `CreationToolType`, which is defined in 9.2.
`Rights`	Describes the rights associated with the description to which the description metadata is attached and how the description to which this DS is attached can be used. (optional). `Rights` is of type `RightsType`, which is defined in 10.2.2.

© ISO/IEC 2003 – All rights reserved

Copyright International Organization for Standardization
Provided by IHS under license with ISO
No reproduction or networking permitted without license from IHS
Not for Resale

Name	*Definition*
Package	Describes a package associated with the description that describes the tools that are used by the description (optional). Package is of type PackageType, which is defined in 4.5.2.

4.5.3.4 DescriptionMetadata header examples (informative)

The following example shows the use of the DescriptionMetadata Header for describing a video segment.

Note: this example shows how description metadata can be attached to one component of the description — in this case the segment contained within the video segment temporal decomposition.

```
<Mpeg7>
   <Description xsi:type="ContentEntityType">
      <MultimediaContent xsi:type="VideoType">
         <Video>
            <MediaLocator>
               <MediaUri>video.mpg</MediaUri>
            </MediaLocator>
            <TextAnnotation>
               <FreeTextAnnotation> Soccer scene </FreeTextAnnotation>
            </TextAnnotation>
            <TemporalDecomposition gap="false" overlap="false">
               <VideoSegment xsi:type="VideoSegmentType">
                  <Header xsi:type="DescriptionMetadataType">
                     <Confidence>0.75</Confidence>
                     <Version>1.4</Version>
                     <LastUpdate>2001-03-11T10:00:00+00:00</LastUpdate>
                     <Comment>
                        <FreeTextAnnotation>Extracted video segment
                        </FreeTextAnnotation>
                     </Comment>
                     <PublicIdentifier type="UUID" organization="ISO">
                        0f93sjd8-h38f-20dk-kjf9-02kj78li
                     </PublicIdentifier>
                     <PrivateIdentifier>Monster Jr.</PrivateIdentifier>
                     <Creator>
                        <Role href="creatorCS">
                           <Name>Creator</Name>
                        </Role>
                        <Agent xsi:type="OrganizationType">
                           <Name>MPEG-7 MDS Group</Name>
                           <Kind>
                              <Name>ISO MPEG subgroup</Name>
                           </Kind>
                           <Contact xsi:type="PersonType">
                              <Name>
                                 <GivenName>John</GivenName>
                                 <FamilyName>Smith</FamilyName>
                              </Name>
                              <ElectronicAddress>
                                 <Email>nobody@nowhere.com</Email>
                              </ElectronicAddress>
                           </Contact>
                           <ElectronicAddress>
                              <Url>http://www.cselt.it/mpeg/</Url>
                           </ElectronicAddress>
```


© ISO/IEC 2003 – All rights reserved
Copyright International Organization for Standardization
Provided by IHS under license with ISO
No reproduction or networking permitted without license from IHS
Not for Resale

```
                        </Agent>
                    </Creator>
                    <CreationLocation>
                        <Region>en</Region>
                        <AdministrativeUnit>New York</AdministrativeUnit>
                    </CreationLocation>
                    <CreationTime>2001-02-20T10:00:00+00:00</CreationTime>
                    <Instrument>
                        <Tool>
                            <Name>MPEG-7 WizzoExtracto Tool</Name>
                        </Tool>
                        <Setting name="precision" value="highest"/>
                    </Instrument>
                    <Rights>
                        <RightsID organization="MPEG" type="MPEGcopyright">
                            mpeg7:98shdj28:021
                        </RightsID>
                    </Rights>
                    <Package name="Sports - Soccer Package">
                        <Scheme name="GraphType"/>
                        <Scheme name="StructuredAnnotationType"/>
                        <Scheme name="PointOfViewType"/>
                        <Scheme name="VideoSegmentType"/>
                        <Scheme name="SummarizationType"/>
                        <Scheme name="ViewType"/>
                        <Scheme name="SemanticsType"/>
                        <Scheme name="UserPreferencesType"/>
                    </Package>
                </Header>
                <!-- more elements here -->
            </VideoSegment>              <!-- more elements here -->
        </TemporalDecomposition>
        <!-- more elements here -->
    </Video>
  </MultimediaContent>
</Description>
</Mpeg7>
```

© ISO/IEC 2003 – All rights reserved

Copyright International Organization for Standardization
Provided by IHS under license with ISO
No reproduction or networking permitted without license from IHS
Not for Resale

5 Basic datatypes

5.1 Introduction

This clause specifies a set of basic datatypes that are used to by the ISO/IEC 15938 description tools. While the DDL provides some built-in datatypes, additional datatypes required for the description of multimedia content are defined in this clause:

Table 5 — Overview of Basic Datatypes

Tool	*Functionality*
Integer & Real datatypes	Describes constrained integer and real values. A set of unsigned integer datatypes "`unsignedXX`" (where XX is the number of bits in the representation) represent integer values from 1 to 32 bits in length. In addition, several different datatypes representing constrained ranges of real values are specified: `minusOneToOne`, `zeroToOne`, and so on.
Vectors & Matrix datatypes	Describes arbitrary sized vectors and matrices of integer or real values. For vectors, the `IntegerVector`, `FloatVector`, and `DoubleVector` datatypes represent vectors of integer, float, and double values respectively. For matrices, the `IntegerMatrix`, `FloatMatrix`, and `DoubleMatrix` datatypes represent matrices of `integer`, `float`, and `double` values respectively.
Probability Vectors & Matrix datatypes	Describes probability distributions using vectors (`ProbabilityVector`) and matrices (`ProbabilityMatrix`).
String Datatypes	Describes content types (mimeType), countries (`countryCode`), regions (`regionCode`), currencies (`currencyCode`), and character sets (`characterSetCode`).

5.2 Integer datatypes

5.2.1 Introduction

This subclause defines datatypes that represent different kinds of constrained integer types.

5.2.2 Unsigned datatypes

5.2.2.1 Introduction

The "`unsignedXX`" datatypes represent integer values constrained to a fixed number ("xx") of bits. There is one datatype for each bit length, from one bit (`unsigned1`) to thirty-two bits (`unsigned32`).

5.2.2.2 Unsigned datatypes syntax

```
<!-- ############################################ -->
<!--  Definition of Unsigned datatypes (5.2.2)  -->
<!-- ############################################ -->

<!-- Definition of unsigned1 datatype -->
<simpleType name="unsigned1">
   <restriction base="nonNegativeInteger">
      <minInclusive value="0"/>
      <maxInclusive value="1"/>
```


Copyright International Organization for Standardization
Provided by IHS under license with ISO
No reproduction or networking permitted without license from IHS
Not for Resale
© ISO/IEC 2003 – All rights reserved

```
    </restriction>
</simpleType>

<!-- Definition of unsigned2 datatype -->
<simpleType name="unsigned2">
    <restriction base="nonNegativeInteger">
        <minInclusive value="0"/>
        <maxInclusive value="3"/>
    </restriction>
</simpleType>

<!-- Definition of unsigned3 datatype -->
<simpleType name="unsigned3">
    <restriction base="nonNegativeInteger">
        <minInclusive value="0"/>
        <maxInclusive value="7"/>
    </restriction>
</simpleType>

<!-- Definition of unsigned4 datatype -->
<simpleType name="unsigned4">
    <restriction base="nonNegativeInteger">
        <minInclusive value="0"/>
        <maxInclusive value="15"/>
    </restriction>
</simpleType>

<!-- Definition of unsigned5 datatype -->
<simpleType name="unsigned5">
    <restriction base="nonNegativeInteger">
        <minInclusive value="0"/>
        <maxInclusive value="31"/>
    </restriction>
</simpleType>

<!-- Definition of unsigned6 datatype -->
<simpleType name="unsigned6">
    <restriction base="nonNegativeInteger">
        <minInclusive value="0"/>
        <maxInclusive value="63"/>
    </restriction>
</simpleType>

<!-- Definition of unsigned7 datatype -->
<simpleType name="unsigned7">
    <restriction base="nonNegativeInteger">
        <minInclusive value="0"/>
        <maxInclusive value="127"/>
    </restriction>
</simpleType>

<!-- Definition of unsigned8 datatype -->
<simpleType name="unsigned8">
    <restriction base="nonNegativeInteger">
        <minInclusive value="0"/>
        <maxInclusive value="255"/>
    </restriction>
</simpleType>

<!-- Definition of unsigned9 datatype -->
```

© ISO/IEC 2003 – All rights reserved

Copyright International Organization for Standardization
Provided by IHS under license with ISO
No reproduction or networking permitted without license from IHS
Not for Resale

```
<simpleType name="unsigned9">
   <restriction base="nonNegativeInteger">
      <minInclusive value="0"/>
      <maxInclusive value="511"/>
   </restriction>
</simpleType>

<!-- Definition of unsigned10 datatype -->
<simpleType name="unsigned10">
   <restriction base="nonNegativeInteger">
      <minInclusive value="0"/>
      <maxInclusive value="1023"/>
   </restriction>
</simpleType>

<!-- Definition of unsigned11 datatype -->
<simpleType name="unsigned11">
   <restriction base="nonNegativeInteger">
      <minInclusive value="0"/>
      <maxInclusive value="2047"/>
   </restriction>
</simpleType>

<!-- Definition of unsigned12 datatype -->
<simpleType name="unsigned12">
   <restriction base="nonNegativeInteger">
      <minInclusive value="0"/>
      <maxInclusive value="4095"/>
   </restriction>
</simpleType>

<!-- Definition of unsigned13 datatype -->
<simpleType name="unsigned13">
   <restriction base="nonNegativeInteger">
      <minInclusive value="0"/>
      <maxInclusive value="8191"/>
   </restriction>
</simpleType>

<!-- Definition of unsigned14 datatype -->
<simpleType name="unsigned14">
   <restriction base="nonNegativeInteger">
      <minInclusive value="0"/>
      <maxInclusive value="16383"/>
   </restriction>
</simpleType>

<!-- Definition of unsigned15 datatype -->
<simpleType name="unsigned15">
   <restriction base="nonNegativeInteger">
      <minInclusive value="0"/>
      <maxInclusive value="32767"/>
   </restriction>
</simpleType>

<!-- Definition of unsigned16 datatype -->
<simpleType name="unsigned16">
   <restriction base="nonNegativeInteger">
      <minInclusive value="0"/>
      <maxInclusive value="65535"/>
```

--`,,```,,,,````-`-`,,`,,`,`,,`---

Copyright International Organization for Standardization
Provided by IHS under license with ISO
No reproduction or networking permitted without license from IHS
Not for Resale
© ISO/IEC 2003 – All rights reserved

```
    </restriction>
</simpleType>

<!-- Definition of unsigned17 datatype -->
<simpleType name="unsigned17">
    <restriction base="nonNegativeInteger">
        <minInclusive value="0"/>
        <maxInclusive value="131071"/>
    </restriction>
</simpleType>

<!-- Definition of unsigned18 datatype -->
<simpleType name="unsigned18">
    <restriction base="nonNegativeInteger">
        <minInclusive value="0"/>
        <maxInclusive value="262143"/>
    </restriction>
</simpleType>

<!-- Definition of unsigned19 datatype -->
<simpleType name="unsigned19">
    <restriction base="nonNegativeInteger">
        <minInclusive value="0"/>
        <maxInclusive value="524287"/>
    </restriction>
</simpleType>

<!-- Definition of unsigned20 datatype -->
<simpleType name="unsigned20">
    <restriction base="nonNegativeInteger">
        <minInclusive value="0"/>
        <maxInclusive value="1048575"/>
    </restriction>
</simpleType>

<!-- Definition of unsigned21 datatype -->
<simpleType name="unsigned21">
    <restriction base="nonNegativeInteger">
        <minInclusive value="0"/>
        <maxInclusive value="2097151"/>
    </restriction>
</simpleType>

<!-- Definition of unsigned22 datatype -->
<simpleType name="unsigned22">
    <restriction base="nonNegativeInteger">
        <minInclusive value="0"/>
        <maxInclusive value="4194303"/>
    </restriction>
</simpleType>

<!-- Definition of unsigned23 datatype -->
<simpleType name="unsigned23">
    <restriction base="nonNegativeInteger">
        <minInclusive value="0"/>
        <maxInclusive value="8388607"/>
    </restriction>
</simpleType>

<!-- Definition of unsigned24 datatype -->
```

© ISO/IEC 2003 – All rights reserved

Copyright International Organization for Standardization
Provided by IHS under license with ISO
No reproduction or networking permitted without license from IHS
Not for Resale

```
<simpleType name="unsigned24">
   <restriction base="nonNegativeInteger">
      <minInclusive value="0"/>
      <maxInclusive value="16777215"/>
   </restriction>
</simpleType>

<!-- Definition of unsigned25 datatype -->
<simpleType name="unsigned25">
   <restriction base="nonNegativeInteger">
      <minInclusive value="0"/>
      <maxInclusive value="33554431"/>
   </restriction>
</simpleType>

<!-- Definition of unsigned26 datatype -->
<simpleType name="unsigned26">
   <restriction base="nonNegativeInteger">
      <minInclusive value="0"/>
      <maxInclusive value="67108863"/>
   </restriction>
</simpleType>

<!-- Definition of unsigned27 datatype -->
<simpleType name="unsigned27">
   <restriction base="nonNegativeInteger">
      <minInclusive value="0"/>
      <maxInclusive value="134217727"/>
   </restriction>
</simpleType>

<!-- Definition of unsigned28 datatype -->
<simpleType name="unsigned28">
   <restriction base="nonNegativeInteger">
      <minInclusive value="0"/>
      <maxInclusive value="268435455"/>
   </restriction>
</simpleType>

<!-- Definition of unsigned29 datatype -->
<simpleType name="unsigned29">
   <restriction base="nonNegativeInteger">
      <minInclusive value="0"/>
      <maxInclusive value="536870911"/>
   </restriction>
</simpleType>

<!-- Definition of unsigned30 datatype -->
<simpleType name="unsigned30">
   <restriction base="nonNegativeInteger">
      <minInclusive value="0"/>
      <maxInclusive value="1073741823"/>
   </restriction>
</simpleType>

<!-- Definition of unsigned31 datatype -->
<simpleType name="unsigned31">
   <restriction base="nonNegativeInteger">
      <minInclusive value="0"/>
      <maxInclusive value="2147483647"/>
```


Copyright International Organization for Standardization
Provided by IHS under license with ISO
No reproduction or networking permitted without license from IHS
Not for Resale
© ISO/IEC 2003 – All rights reserved

```
    </restriction>
</simpleType>

<!-- Definition of unsigned32 datatype -->
<simpleType name="unsigned32">
    <restriction base="nonNegativeInteger">
        <minInclusive value="0"/>
        <maxInclusive value="4294967295"/>
    </restriction>
</simpleType>
```

5.2.2.3 Unsigned datatypes semantics

Semantics of the `unsigned` datatypes:

Name	*Definition*
`unsigned1`	A 1-bit unsigned integer value.
`unsigned2`	A 2-bit unsigned integer value.
`unsigned3`	A 3-bit unsigned integer value.
`unsigned4`	A 4-bit unsigned integer value.
`unsigned5`	A 5-bit unsigned integer value.
`unsigned6`	A 6-bit unsigned integer value.
`unsigned7`	A 7-bit unsigned integer value.
`unsigned8`	A 8-bit unsigned integer value.
`unsigned9`	A 9-bit unsigned integer value.
`unsigned10`	A 10-bit unsigned integer value.
`unsigned11`	A 11-bit unsigned integer value.
`unsigned12`	A 12-bit unsigned integer value.
`unsigned13`	A 13-bit unsigned integer value.
`unsigned14`	A 14-bit unsigned integer value.
`unsigned15`	A 15-bit unsigned integer value.
`unsigned16`	A 16-bit unsigned integer value.
`unsigned17`	A 17-bit unsigned integer value.
`unsigned18`	A 18-bit unsigned integer value.
`unsigned19`	A 19-bit unsigned integer value.
`unsigned20`	A 20-bit unsigned integer value.

© ISO/IEC 2003 – All rights reserved

Copyright International Organization for Standardization
Provided by IHS under license with ISO
No reproduction or networking permitted without license from IHS
Not for Resale

Name	*Definition*
`unsigned21`	A 21-bit unsigned integer value.
`unsigned22`	A 22-bit unsigned integer value.
`unsigned23`	A 23-bit unsigned integer value.
`unsigned24`	A 24-bit unsigned integer value.
`unsigned25`	A 25-bit unsigned integer value.
`unsigned26`	A 26-bit unsigned integer value.
`unsigned27`	A 27-bit unsigned integer value.
`unsigned28`	A 28-bit unsigned integer value.
`unsigned29`	A 29-bit unsigned integer value.
`unsigned30`	A 30-bit unsigned integer value.
`unsigned31`	A 31-bit unsigned integer value.
`unsigned32`	A 32-bit unsigned integer value.

5.3 Real datatypes

5.3.1 Introduction

This subclause defines datatypes that represent real values contrstrained to lie within a specified range. In this subclause, ***real*** *value* is used to refer to the set of real numbers represented as floating point values, without specifying the precision of that representation. The DDL provides two types of real values: `float` and `double` (see ISO/IEC 15938-2).

5.3.2 zeroToOne datatype

5.3.2.1 Introduction

The `zeroToOne` datatype represents a `float` value in the range from 0.0 to 1.0.

5.3.2.2 zeroToOne datatype syntax

```
<!-- ############################################ -->
<!--  Definition of zeroToOne datatype (5.3.2)  -->
<!-- ############################################ -->

<!-- Definition of zeroToOne datatype -->
<simpleType name="zeroToOneType">
   <restriction base="float">
      <minInclusive value="0.0"/>
      <maxInclusive value="1.0"/>
   </restriction>
</simpleType>
```


© ISO/IEC 2003 – All rights reserved
Copyright International Organization for Standardization
Provided by IHS under license with ISO
No reproduction or networking permitted without license from IHS
Not for Resale

5.3.2.3 zeroToOne datatype semantics

Semantics of the `zeroToOneType`:

Name	*Definition*
`zeroToOneType`	A `float` value in the range 0.0 to 1.0 inclusive.

5.3.3 minusOneToOne datatype

5.3.3.1 Introduction

The `minusOneToOne` datatype represents a `float` value in the range from -1.0 to 1.0.

5.3.3.2 minusOneToOne datatype syntax

```
<!-- ################################################  -->
<!--  Definition of minusOneToOne datatype (5.3.3)   -->
<!-- ################################################  -->

<!-- Definition of minusOneToOne datatype -->
<simpleType name="minusOneToOneType">
   <restriction base="float">
      <minInclusive value="-1.0"/>
      <maxInclusive value="+1.0"/>
   </restriction>
</simpleType>
```

5.3.3.3 minusOneToOne datatype semantics

Semantics of the `minusOneToOneType`:

Name	*Definition*
`minusOneToOneType`	A `float` value in the range -1.0 to 1.0 inclusive.

5.3.4 nonNegativeReal datatype

5.3.4.1 Introduction

The `nonNegativeReal` datatype represents a `double` value in the range [0, ∞).

5.3.4.2 nonNegativeReal datatype syntax

```
<!-- ################################################  -->
<!--  Definition of nonNegativeReal datatype (5.3.4)   -->
<!-- ################################################  -->

<!-- Definition of nonNegativeReal datatype -->
```

--`,,`,,`,,`,,`-`-`,,`,,`,`,,`,---

© ISO/IEC 2003 – All rights reserved

Copyright International Organization for Standardization
Provided by IHS under license with ISO
No reproduction or networking permitted without license from IHS
Not for Resale

```
<simpleType name="nonNegativeReal">
   <restriction base="double">
      <minInclusive value="0.0"/>
   </restriction>
</simpleType>
```

5.3.4.3 nonNegativeReal datatype semantics

Semantics of the `nonNegativeReal`:

Name	*Definition*
nonNegativeReal	A `double` value in the range 0.0 (inclusive) to positive infinity.

5.3.5 Real datatypes examples (informative)

The following example shows the use of the `zeroToOne` integer datatype for describing the `confidence` of a model:

```
<Model confidence="1.0">
   <!-- more elements here -->
</Model>
```

5.4 Vectors and matrices

5.4.1 Introduction

This subclause defines datatypes that represent arbitrary sized vectors and matrices of either integer or real numbers. Matrices and vectors are arrangements of values into tables where each value is assigned an index and are commonly used as datatypes for representing discrete signals—for example, an audio signal can be represented as a 1-dimensional vector or a video as a 3-dimensional matrix—and to represent features of multimedia content, such as a color histogram.

This subclause uses the following terminology. A **matrix** is arrangement of items along a set of **n** finite axes, called the **dimensions** of the matrix. Formally, a matrix *M* is a mapping from N_{d1} *X* N_{d2} *X ... X* N_{dn} to a set of items, which depend on the type of the matix. N_j represents the set of natural numbers *{1,...,j}*, d_k is the **size** of the kth dimension of the matrix *M* and *n* is the number of dimensions in the matrix. A matrix is **n-dimensional** if it has n dimensions (it is not limited to being of two-dimensional as it common in linear algegra). The first dimension is called dimension one, the second dimension two, and so one. A **vector** is a 1-dimensional matrix.

5.4.1.1 Representing vector and matrix values (Informative)

The datatypes representing vectors (`integerVector`, `floatVector`, `doubleVector`) and the datatypes representing matrix values (`IntegerMatrixType`, `FloatMatrixType`, `DoubleMatrix`) follow the specification found in ISO/IEC 15938 Part 2 (DDL) (see 5.1). The following is a brief summary of that subclause, which is needed to understand how the vector and matrix datatypes are defined and used.

In this standard, vectors and matrices differ in several respects. First, matrices are more general and can have any dimension, of one or higher. On the other hand vectors are a special kind of matrix that is limited to being one-dimensional. Second, the implementation of these datatypes differ. The *vector* datatypes (`integerVector`, `floatVector`, `doubleVector`) are represented using a *list* simple datatype. Each entry in the vector is represented as one item in the list. The entries appear in the list in the same order as they occur in the vector. On the other hand, the matrix datatypes are represented using a complex datatype whose content is a *list* simple datatype. The two datatypes overlap in that a matrix can represent a one-dimensional matrix, i.e. a vector.

© ISO/IEC 2003 – All rights reserved
Copyright International Organization for Standardization
Provided by IHS under license with ISO
No reproduction or networking permitted without license from IHS
Not for Resale

To support variable-sized matrices the special attribute `mpeg7:dim` is used to specify the size of the dimensions of a matrix instance. The `mpeg7:dim` attribute is defined in DDL (see ISO/IEC 15938-2) as a list of positive integers. Each element in the list indicates the size of one dimension of the matrix. `mpeg7:dim` is a reserved attribute that shall be used to specify matrix dimensions and shall not be used for other purposes. For example, a value of "2 4" for `mpeg7:dim` indicates a 2-by-4 matrix having 2 rows and 4 columns. The `mpeg7:dim` attribute is only used for the matrix datatypes and not for the vector datatypes.

For describing a vector, the `Vector` datatypes (e.g. `integerVector`) or a 1-D Matrix (e.g. `IntegerMatrix`) can be used. For the matrix datatypes, mpeg7:dim is required. For the vector datatypes, mpeg7:dim is not allowed. Deciding which of these datatypes is appropriate depends on the needs of the application using the datatype.

5.4.2 vector datatypes

5.4.2.1 Introduction

The `integerVector`, `floatVector`, and `doubleVector` datatypes represent ordered sequences of integer, float, and double values, respectively.

5.4.2.2 vector datatypes syntax

```
<!-- ########################################## -->
<!--  Definition of vector datatypes  (5.4.2)  -->
<!-- ########################################## -->

<!-- Definition of integerVector datatype -->
<simpleType name="integerVector">
   <list itemType="integer"/>
</simpleType>

<!-- Definition of floatVector datatype -->
<simpleType name="floatVector">
   <list itemType="float"/>
</simpleType>

<!-- Definition of doubleVector datatype -->
<simpleType name="doubleVector">
   <list itemType="double"/>
</simpleType>
```

5.4.2.3 vector datatypes semantics

Semantics of the `integerVector`:

Name	*Definition*
`integerVector`	A one-dimensional vector of integer values. The size of the vector is determined by the number of integer values present in the vector's instance.

© ISO/IEC 2003 – All rights reserved

Copyright International Organization for Standardization
Provided by IHS under license with ISO
No reproduction or networking permitted without license from IHS
Not for Resale

Semantics of the `floatVector`:

Name	*Definition*
`floatVector`	A one-dimensional vector of float values. The size of the vector is determined by the number of float values present in the vector's instance.

Semantics of the `doubleVector`:

Name	*Definition*
`doubleVector`	A one-dimensional vector of double values. The size of the vector is determined by the number of double values present in the vector's instance.

Formally, a vector is defined as a mapping from the finite integer subset *{1,...,n}* to the set of integer, float, or double values (according to the type of the vector), where *n* is the size of the vector, or equivalently, the number of values occurring in the vector instance. Let $V(i),\ 1 \leq i \leq n$ represent the ith element of the vector. Then, the value of a vector is specified by exhaustively enumerating the values of the vector (mapping) in the order *V(1),V(2),...,V(n).*

5.4.2.4 vector datatypes examples (informative)

The following example shows the use of the `floatVector` datatype for describing the `MotionParam` of a mosaic:

```
<Mosaic>
   <WarpingParam modelType="affine">
      <!-- more elements here -->
      <MotionParam> -3.60 0.73 0.03 0.01 0.01 0.51 </MotionParam>
      <!-- more elements here -->
   </WarpingParam>
</Mosaic>
```

5.4.3 minusOneToOneVector datatype

5.4.3.1 Introduction

The `minusOneToOneVector` datatype represents a vector of `float` values constrained to lie in the range –1.0 to 1.0, inclusive.

5.4.3.2 minusOneToOneVector datatype syntax

```
<!-- ######################################################## -->
<!--  Definition of minusOneToOneVector datatype (5.4.3)  -->
<!-- ######################################################## -->

<!-- Definition of minusOneToOneVector datatype -->
<simpleType name="minusOneToOneVector">
   <list>
      <simpleType>
         <restriction base="float">
            <minInclusive value="-1.0"/>
            <maxInclusive value="1.0"/>
         </restriction>
      </simpleType>
   </list>
</simpleType>
```


Copyright International Organization for Standardization
Provided by IHS under license with ISO
No reproduction or networking permitted without license from IHS
Not for Resale
© ISO/IEC 2003 – All rights reserved

5.4.3.3 minusOneToOneVector datatype semantics

Semantics of the `minusOneToOneVector`:

Name	*Definition*
`minusOneToOneVector`	A vector of `float` values constrained to the range [-1.0,1.0].

5.4.4 Matrix datatypes

5.4.4.1 Introduction

The `IntegerMatrix`, `FloatMatrix`, and `DoubleMatrix` datatypes represent *n*-dimensional arrays of `integer`, `float`, and `double` values, respectively, where *n* is greater than or equal to one.

5.4.4.2 Matrix datatypes syntax

```
<!-- ########################################  -->
<!--  Definition of Matrix datatypes (5.4.4)   -->
<!-- ########################################  -->

<!-- Definition of IntegerMatrix datatype -->
<complexType name="IntegerMatrixType">
   <simpleContent>
      <extension base="mpeg7:integerVector">
         <attribute ref="mpeg7:dim" use="required"/>
      </extension>
   </simpleContent>
</complexType>

<!-- Definition of FloatMatrix datatype -->
<complexType name="FloatMatrixType">
   <simpleContent>
      <extension base="mpeg7:floatVector">
         <attribute ref="mpeg7:dim" use="required"/>
      </extension>
   </simpleContent>
</complexType>

<!-- Definition of DoubleMatrix datatype -->
<complexType name="DoubleMatrixType">
   <simpleContent>
      <extension base="mpeg7:doubleVector">
         <attribute ref="mpeg7:dim" use="required"/>
      </extension>
   </simpleContent>
</complexType>
```

© ISO/IEC 2003 – All rights reserved

Copyright International Organization for Standardization
Provided by IHS under license with ISO
No reproduction or networking permitted without license from IHS
Not for Resale

5.4.4.3 Matrix datatypes semantics

Semantics of the `IntegerMatrixType`:

Name	*Definition*
`IntegerMatrixType`	An n-dimensional matrix of `integer` values.
`dim`	Indicates the dimensions of the matrix. The number of elements in the list determines the number of dimensions in the matrix. Each value in the list determines the size of the corresponding dimension—the first value is the size of the first dimension, the second value the size of the second dimension, and so on—and shall be greater than zero.

Semantics of the `FloatMatrixType`:

Name	*Definition*
`FloatMatrixType`	An n-dimensional matrix of float values.
`dim`	Indicates the dimensions of the matrix. The number of elements in the list determines the number of dimensions in the matrix. Each value in the list determines the size of the corresponding dimension—the first value is the size of the first dimension, the second value the size of the second dimension, and so on—and shall be greater than zero.

Semantics of the `DoubleMatrixType`:

Name	*Definition*
`DoubleMatrixType`	An n-dimensional matrix of double values.
`dim`	Indicates the dimensions of the matrix. The number of elements in the list determines the number of dimensions in the matrix. Each value in the list determines the size of the corresponding dimension—the first value is the size of the first dimension, the second value the size of the second dimension, and so on—and shall be greater than zero.

Formally a matrix M is a mapping from N_{d1} X N_{d2} X ... X N_{dn} to the set of integers, floats, or doubles (according to the type of the vector), where N_j represents the set of natural numbers $\{1,...,j\}$, d_k is the size of the kth dimension of the matrix and n is the dimension of the matrix. The values of d_k are given by the dim attribute in order of occurrence in the list. The length of this list is the value of n. The value of a matrix is specified by exhaustively enumerating its elements in the following pre-defined order

$(1,1,...1)$
$(1,1,...,2)$
...
$(1,1,...,d_n)$
$(1,1,...,2,1)$
...
$(1,1,d_{n-1},d_n)$
...
$(d_1,d_2,...,d_n)$

© ISO/IEC 2003 – All rights reserved
Copyright International Organization for Standardization
Provided by IHS under license with ISO
No reproduction or networking permitted without license from IHS
Not for Resale

In other words, the last subscript varies fastest, the second to last subscript varies second fastest, and so on. For 2-D dimensional matrices, this corresponds to what is commonly called "row-major" order. For example, for a *kXl* 2-dimensional matrix this means that the elements would appear in the order: (1,1), (1,2) .... (1, l), (2, 1), (2,2),....., (2, l), ... (k, 1), (k, 2), ..., (k,l).

5.4.4.4 Matrix datatypes examples (informative)

Consider the two-dimensional 4x4 matrix shown as follows:

$$\begin{bmatrix} 1.0 & 12.0 & 0.0 & 0.1 \\ 0.0 & 2.0 & 0.0 & 0.0 \\ 13.0 & 0.0 & -1.0 & 0.0 \\ 4.0 & 0.0 & 0.0 & 1.2 \end{bmatrix}$$

This matrix can be represented as the following instance of the `DoubleMatrix` datatype:

```
<DoubleMatrix mpeg7:dim="4 4">
   1.0  12.0  0.0 0.1
   0.0   2.0  0.0 0.0
   13.0  0.0 -1.0 0.0
   4.0   0.0  0.0 1.2
</DoubleMatrix>
```

Consider the following 3-dimensional matrix of size 3x4x2:

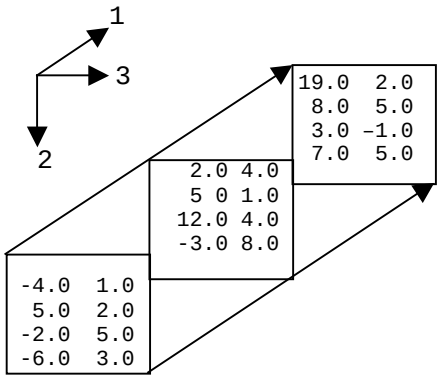

This 3-dimensional matrix can be represented as an instance of `IntegerMatrix` as follows:

```
<IntegerMatrix mpeg7:dim="3 4 2">
   <!-- The order of elements is
       (1,1,1), (1,1,2),
       (1,2,1), (1,2,2),
       (1,3,1), (1,3,2),
       (1,4,1), (1,4,2), . . .

       (2,1,1), (2,1,2), . . .

       (3,1,1), (3,1,2), . . .

       (3,4,1), (3,4,2),  -->
   -4  1  5  2 -2  5 -6  3
    2  4  5  1 12  4 -3  8
   19  2  8  5  3 -1  7  5
</IntegerMatrix>
```

© ISO/IEC 2003 – All rights reserved

Copyright International Organization for Standardization
Provided by IHS under license with ISO
No reproduction or networking permitted without license from IHS
Not for Resale

5.4.5 Diagonal matrix datatypes

5.4.5.1 Introduction

The `IntegerDiagonalMatrix`, `FloatDiagonalMatrix`, and `DoubleDiagonalMatrix` datatypes represent a diagonal matrix (a square two-dimensional matrix whose non-diagonal elements are all zero) with a vector containing only the diagonal components.

5.4.5.2 Diagonal matrix datatypes syntax

```
<!-- ################################################  -->
<!--  Definition of DiagonalMatrix datatypes (5.4.5)   -->
<!-- ################################################  -->

<!-- Definition of IntegerDiagonalMatrix datatype -->
<complexType name="IntegerDiagonalMatrixType">
   <simpleContent>
      <extension base="mpeg7:integerVector">
         <attribute ref="mpeg7:dim" use="required"/>
      </extension>
   </simpleContent>
</complexType>

<!-- Definition of FloatDiagonalMatrix datatype -->
<complexType name="FloatDiagonalMatrixType">
   <simpleContent>
      <extension base="mpeg7:floatVector">
         <attribute ref="mpeg7:dim" use="required"/>
      </extension>
   </simpleContent>
</complexType>

<!-- Definition of DoubleDiagonalMatrix datatype -->
<complexType name="DoubleDiagonalMatrixType">
   <simpleContent>
      <extension base="mpeg7:doubleVector">
         <attribute ref="mpeg7:dim" use="required"/>
      </extension>
   </simpleContent>
</complexType>
```

5.4.5.3 Diagonal matrix datatypes semantics

Semantics of the `IntegerDiagonalMatrixType`:

Name	*Definition*
`IntegerDiagonalMatrixType`	A square 2-dimensional diagonal matrix represented by a vector (1-dimensional matrix) containing only the diagonal elements of the matrix, whose values have integer datatype.
`dim`	Indicates the size of the diagonal vector of the square matrix. If this value is *n*, then the resulting matrix is *n*-by-*n*.

Copyright International Organization for Standardization
Provided by IHS under license with ISO
No reproduction or networking permitted without license from IHS
Not for Resale
© ISO/IEC 2003 – All rights reserved

Semantics of the FloatDiagonalMatrixType:

Name	*Definition*
`FloatDiagonalMatrixType`	A square 2-dimensional diagonal matrix represented by a vector (1-dimensional matrix) containing only the diagonal elements of the matrix, whose values have float datatype.
`dim`	Indicates the length of the diagonal vector of the square matrix. If this value is *n*, then the resulting matrix is *n*-by-*n*.

Semantics of the DoubleDiagonalMatrixType:

Name	*Definition*
`DoubleDiagonalMatrixType`	A square 2-dimensional diagonal matrix represented by a vector (1-dimensional matrix) containing only the diagonal elements of the matrix, whose values have double datatype.
`dim`	Indicates the length of the diagonal vector of the square matrix. If this value is *n*, then the resulting matrix is *n*-by-*n.*

Formally, a diagonal matrix is defined as follows: denote the element at index *(i,j), $1 \le i \le n$, $1 \le j \le n$*, of the diagonal matrix *M* (of size *n x n*) by *M(i,j)*. Let *V* be the value of the diagonal vector and *V(i)* the diagonal vector element at index *i, $1 \le i \le n$*. Then the value of the element *M(i,j)* of the full diagonal matrix is defined as follows:

$$M(i,j) = \begin{cases} V(i) & i = j \\ 0 & i \neq j \end{cases}$$

5.4.5.4 Diagonal matrix datatypes examples (informative)

Consider the diagonal matrix shown as follows:

$$\begin{bmatrix} 1.0 & 0.0 & 0.0 & 0.0 \\ 0.0 & 2.0 & 0.0 & 0.0 \\ 0.0 & 0.0 & -1.0 & 0.0 \\ 0.0 & 0.0 & 0.0 & 1.2 \end{bmatrix}$$

Because this matrix is a diagonal matrix, it can be represented using the `DoubleDiagonalMatrix` datatype as follows:

```
<DoubleDiagonalMatrix mpeg7:dim="4">
   1.0 2.0 -1.0 1.2
</DoubleDiagonalMatrix>
```

© ISO/IEC 2003 – All rights reserved

Copyright International Organization for Standardization
Provided by IHS under license with ISO
No reproduction or networking permitted without license from IHS
Not for Resale

5.4.6 MinusOneToOneMatrix datatype

5.4.6.1 Introduction

The `MinusOneToOneMatrix` datatype represents a matrix whose values are constrained to lie in the range from minus one to one.

5.4.6.2 MinusOneToOneMatrix datatype syntax

```
<!-- ################################################  -->
<!--  Definition of MinusOneToOneMatrix datatype (5.4.6)   -->
<!-- ################################################  -->

<!-- Definition of MinusOneToOneMatrix datatype -->
<complexType name="MinusOneToOneMatrixType">
   <simpleContent>
      <extension base="mpeg7:minusOneToOneVector">
         <attribute ref="mpeg7:dim" use="required"/>
      </extension>
   </simpleContent>
</complexType>
```

5.4.6.3 MinusOneToOneMatrix datatype semantics

Semantics of the `MinusOneToOneMatrixType`:

Name	*Definition*
`MinusOneToOneMatrixType`	An n-dimensional matrix of values where each value in the matrix shall be in the range from minus one to one.
`dim`	Indicates the size of the matrix with a list of integer values. The number of elements in the list determines the dimension of the matrix. Each element in the list, which shall be greater than zero, determines the size of one dimension of the matrix.

5.5 Probability datatypes

5.5.1 Introduction

The probability datatypes specified in this subclause represent unconditional and conditional discrete probability distributions using vectors and matrices.

5.5.2 probabilityVector datatype

5.5.2.1 Introduction

The `probabilityVector` datatype represents a probability distribution over a finite domain (the set of possible outcomes) as a vector. The value of each vector component defines the probability value for the corresponding element in the finite domain.

Note: The tool that uses this datatype defines the domain of the probability distribution.

© ISO/IEC 2003 – All rights reserved
Copyright International Organization for Standardization
Provided by IHS under license with ISO
No reproduction or networking permitted without license from IHS
Not for Resale

5.5.2.2 probabilityVector datatype syntax

```
<!-- ################################################ -->
<!--  Definition of probablityVector datatype (5.5.2)  -->
<!-- ################################################ -->

<!-- Definition of probabilityVector datatype -->
<simpleType name="probabilityVector">
   <list>
      <simpleType>
         <restriction base="float">
            <minInclusive value="0.0"/>
            <maxInclusive value="1.0"/>
         </restriction>
      </simpleType>
   </list>
</simpleType>
```

5.5.2.3 probabilityVector datatype semantics

Semantics of the `probabilityVector`:

Name	*Definition*
`probabilityVector`	A vector of probability values. Each value shall be in the range from 0.0 to 1.0 and the values in the vector shall sum to one.

The correspondence between the set of possible outcomes and the vector components shall be defined in the tool that uses this datatype.

5.5.3 ProbabilityMatrix datatype

5.5.3.1 Introduction

The `ProbabilityMatrix` datatype represents a joint or conditional probability table. Each finite random variable in the conditional or joint distribution is represented by one dimension (axis) in the matrix. The size of each dimension is the number of possible values for the corresponding random variable. For example, a conditional distribution *P(W|S,R)* involving three random variables (*W*, *S* and *R*) would be represented as a 3-dimensional matrix. Similarly, a joint distribution *P(S, R, W)* would also be represented by a 3-dimensional matrix.

This datatype does not specify the correspondence between random variables in a distribution and dimensions of the ProbabilityMatrix. The context of use (i.e. datatype, descriptor, or description scheme using this datatype) shall specify the correspondence between the variables of the distribution (i.e. the S, R, and W in a distribution like P(R, S, W)) correspond to each matrix dimension in the `ProbabilityMatrix`. Furthermore, the context of use shall specify whether the distribution being represented is a conditional or joint distribution.

5.5.3.2 ProbabilityMatrix datatype syntax

```
<!-- ################################################ -->
<!--  Definition of ProbabilityMatrix datatype (5.5.3)  -->
<!-- ################################################ -->

<!-- Definition of probabilityMatrix datatype -->
<complexType name="ProbabilityMatrixType">
   <simpleContent>
```

© ISO/IEC 2003 – All rights reserved

Copyright International Organization for Standardization
Provided by IHS under license with ISO
No reproduction or networking permitted without license from IHS
Not for Resale

```
      <extension base="mpeg7:probabilityVector">
         <attribute ref="mpeg7:dim" use="required"/>
      </extension>
   </simpleContent>
</complexType>
```

5.5.3.3 ProbabilityMatrix datatype semantics

Semantics of the `ProbabilityMatrixType`:

Name	*Definition*
`ProbabilityMatrixType`	An n-dimensional matrix representing a joint or conditional probability distribution involving n different random variables. Let $P(X_{l+1},...,X_n \mid X_1,...,X_l)$ be a conditional probability (joint if l is zero) distribution where $X_1...,X_n$ are the random variables. Then elements at index $(a_1...,a_n)$ of the probability matrix represents the probability $P(X_{l+1}=a_{l+1}, ..., X_n=a_n \mid X_1=a_1,..., X_l=a_l)$. Each value in the matrix shall be in the range from zero to one.
`dim`	Indicates the dimensions of the probability matrix with a list of integer values. The number of elements in the list determines the number of dimension in the matrix. Each element in the list determines the size of the corresponding dimension in the matrix and shall greater than zero. Each dimension of the matrix represents one random variable and the size of that dimension is equal to number of values possible for that variable.

5.5.3.4 ProbabilityMatrix datatype examples (informative)

Consider a conditional probability distribution involving three random variables *S, R*, and *W* each of which can have the value true or false. The conditional probability table for $P(W|S,R)$ is defined as follows:

Table 6 — Example of conditional probabilities

R *S*	*P(W=false|R,S)*	*P(W=true|R,S)*
false false	1.00	0.00
false true	0.10	0.90
true false	0.80	0.20
true true	0.01	0.99

Then this conditional probability table is represented as a `ProbabilityMatrix` value as follows. In this example, *false* is represented as index 1 and *true* as index 2 and the random variables have been assigned to matrix dimensions as follows: *R* to dimension 1, *S* to dimension 2 and *W* to dimension 3. This results in the following value for `ProbabilityMatrix`:

```
<ProbabilityMatrix mpeg7:dim="2 2 2">
   1.0    0.0    <!-- P(W=false|R=false,S=false), P(W=true|R=false,S=false) -->
   0.1    0.9    <!-- P(W=false|R=false,S=true), P(W=true|R=false,S=true) -->
```


Copyright International Organization for Standardization
Provided by IHS under license with ISO
No reproduction or networking permitted without license from IHS
Not for Resale
© ISO/IEC 2003 – All rights reserved

```
    0.8    0.2    <!-- P(W=false|R=true,S=false), P(W=true|R=true,S=false) -->
    0.01   0.99   <!-- P(W=false|R=true,S=true), P(W=true|R=true,S=true) -->
</ProbabilityMatrix>
```

Note: other assignments of variables to indices can be used.

5.6 String datatypes

5.6.1 Introduction

The datatypes defined in this subclause define various kinds of coded string representations as follows.

- `mimeType` - IANA list of MIME content types (MIMETYPE).
- `countryCode` -– Country codes as specified in ISO 3166-1:1997 (ISO 3166-1).
- `regionCode` -– Region codes as specified in ISO 3166-2:1998 (ISO 3166-2).
- `currencyCode` -– Currency codes as specified in ISO 4217:1995 (ISO 4217).
- `characterSetCode` – Character set codes as defined in IANA List of Character Sets (RFC2045-CHARSETS).

5.6.2 mimeType datatype

5.6.2.1 Introduction

The `mimeType` datatype describes a content type, i.e. media type. A current list of registered content types is available from the IANA List of Mime Types (RFC2045-MIMETYPES). Examples of content types include "text/xml," "image/jpeg," and "video/mpeg."

5.6.2.2 mimeType datatype syntax

```
<simpleType name="mimeType">
   <restriction base="string">
     <whiteSpace value="collapse"/>
      <pattern  value='[&#x21;-&#x7f;-[\(\)&lt;&gt;@,;:\\"/\[\]\?=]]+/[&#x21;-&#x7f;-
[\(\)&lt;&gt;@,;:\\"/\[\]\?=]]+'/>
   </restriction>
 </simpleType>
```

5.6.2.3 mimeType datatype semantics

Semantics of the `mimeType`:

Name	*Definition*
`mimeType`	Identifies the content type (i.e. media type) of a resource using a value adhering to the syntax and semantics defined in RFC2045. The value is case-insensitive. The registered list of MIME types is available from the IANA list of Mime Types. However, an application may use values not in this list as long as they conform to the requirements set out in RFC2045. For example, an application may use the a private MIME type "application/x-myapplication," even if this is not a registered MIME type.

© ISO/IEC 2003 – All rights reserved

Copyright International Organization for Standardization
Provided by IHS under license with ISO
No reproduction or networking permitted without license from IHS
Not for Resale

5.6.3 countryCode datatype

5.6.3.1 Introduction

The `countryCode` datatype identifies a country using the two letter country codes (ISO 3166-1). The current list of valid country codes is available from the official maintenance authority.

5.6.3.2 countryCode datatype syntax

```
<!-- ############################################ -->
<!--  Definition of countryCode datatype (5.6.3)  -->
<!-- ############################################ -->

<!-- Definition of countryCode datatype -->
<simpleType name="countryCode">
   <restriction base="string">
      <pattern value="[a-zA-Z]{2}"/>
      <whiteSpace value="collapse"/>
   </restriction>
</simpleType>
```

5.6.3.3 countryCode datatype semantics

Semantics of the `countryCode`:

Name	*Definition*
`countryCode`	Identifies a country using a valid ISO 3166-1 Alpha-2 code, which is a two letter code identifying a country defined in ISO 3166-1. The value is case-insensitive.

5.6.3.4 countryCode datatype example (informative)

The following shows an example of using a `countryCode`. In this example, the country "Spain" is identified by its code "es".

```
<Country>es</Country>
```

5.6.4 regionCode datatype

5.6.4.1 Introduction

The `regionCode` datatype identifies a region within a country using the region codes defined in ISO 3166-2:1998 (ISO 3166-2). The current list of valid region codes is available from the official maintenance authority.

Note: ISO 3166-2 provides a breakdown into relevant administrative subdivisions of all countries listed in ISO 3166-1. A region code consists of up to three alphanumeric characters, e.g. " MI" for the Italian province of Milan. The characters encoding a region code are unique only within a particular country. There are overlaps of region codes for different countries.

--`,,```,,,,````-`-`,,`,,`,`,,`---

Copyright International Organization for Standardization
Provided by IHS under license with ISO
No reproduction or networking permitted without license from IHS
Not for Resale
© ISO/IEC 2003 – All rights reserved

5.6.4.2 regionCode datatype syntax

```
<!-- ########################################### -->
<!--  Definition of regionCode datatype (5.6.4)  -->
<!-- ########################################### -->

<!-- Definition of regionCode datatype -->
<simpleType name="regionCode">
   <restriction base="string">
      <pattern value="[a-zA-Z]{2}(-[a-zA-Z0-9]{1,3})?"/>
      <whiteSpace value="collapse"/>
   </restriction>
</simpleType>
```

5.6.4.3 regionCode datatype semantics

Semantics of the `regionCode`:

Name	*Definition*
`regionCode`	Describes a region within a country using the administrative subdivision (region) codes defined in ISO 3166-1. A region code consists of the 2-letter country code, optionally followed by a dash ("-") separator and the code for the administrative subdivision within that country, which consists of up to three alphanumeric characters. For example, "IT-MI" designates the Italian province of Milan. When the region code is omitted, the entire country is being described. Note: the characters encoding a region code are unique only within a particular country. There are overlaps of region codes for different countries. Note: region codes are case insensitive

5.6.4.4 regionCode datatype example (informative)

The following examples show the use of `regionCode` for describing places (the Italian province of Milano and Danish county Roskilde) using region codes:

```
<Place>
   <Name>Italian province of Milano</Name>
   <Region>IT-MI</Region>
</Place>

<Place>
   <Name>Danish county Roskilde</Name>
   <Region>dk-025</Region>
</Place>
```

The following example shows the use of mixed case to illustrate case-insensitivity of the country/region codes:

```
<Place>
   <Name>Antananarivo province in Madagascar</Name>
   <Region>mG-t</Region>
</Place>
```

© ISO/IEC 2003 – All rights reserved

Copyright International Organization for Standardization
Provided by IHS under license with ISO
No reproduction or networking permitted without license from IHS
Not for Resale

5.6.5 currencyCode datatype

5.6.5.1 Introduction

The `currencyCode` datatype identifies a currency using the codes defined in ISO 4217. The current list of currency codes is available from the official maintenance authority.

5.6.5.2 currencyCode datatype syntax

```
<!-- ################################################ -->
<!--  Definition of currencyCode datatype (5.6.5)  -->
<!-- ################################################ -->

<!-- Definition of currencyCode datatype -->
<simpleType name="currencyCode">
   <restriction base="string">
      <pattern value="[a-zA-Z]{3}"/>
   <whiteSpace value="collapse"/>
   </restriction>
</simpleType>
```

5.6.5.3 currencyCode datatype semantics

Semantics of the `currencyCode`:

Name	*Definition*
`currencyCode`	Identifies a currency or fund using a three-level alphabetic code defined in ISO 4217. A currency code is a three-letter alphabetic code. The value is case-insensitive. The currency code is usually composed of the country's two-character ISO 3166-1 country code, plus a one-character currency designator. For example, the code for Australian Dollars is Australia's two-character ISO 3166-1 code (AU) plus a one-character currency designator (D).

5.6.5.4 currencyCode datatype example (informative)

The following shows several examples of different currency codes:

Currency Name	*Currency Code*
Hong Kong Dollar	HKD
Euro	EUR

5.6.6 characterSetCode datatype

5.6.6.1 Introduction

The `characterSetCode` datatype identifies a character set using a code conforming to RFC2045-CHARSETS. The current list of registered character set code is maintained in the IANA list of character sets.

© ISO/IEC 2003 – All rights reserved
Copyright International Organization for Standardization
Provided by IHS under license with ISO
No reproduction or networking permitted without license from IHS
Not for Resale

5.6.6.2 characterSetCode datatype syntax

```
<!-- ################################################ -->
<!--  Definition of characterSetCode datatype (5.6.6)  -->
<!-- ################################################ -->

<!-- Definition of characterSetCode datatype -->
<simpleType name="characterSetCode">
   <restriction base="string"/>
</simpleType>
```

5.6.6.3 characterSetCode datatype semantics

Semantics of the `characterSetCode`:

Name	*Definition*
`characterSetCode`	Character set code identifying a character set using the set of character set codes maintained by the IANA. Character set names may be up to 40 characters taken from the printable characters of US-ASCII. The value is case-insensitive. The value is not restricted to being one of the registered IANA character set codes as long as it is conforms to the requirements for character set codes set out in RFC2045-CHARSETS.

5.6.6.4 characterSetCode datatype example (informative)

The following table shows several examples of character set codes:

Table 7 — Examples of character set codes

Character Set	*Code*
Shift JIS encoding of Japanese character	Shift_JIS
RFC 2279 defined encoding of the ISO/IEC 10646 (Unicode) character set.	UTF-8

6 Linking, identification and localization tools

6.1 Introduction

This clause specifies a set of basic datatypes that are used for referencing within descriptions and linking of descriptions to multimedia content. While the DDL already includes a large library of built-in datatypes, the linking to multimedia data requires some additional datatypes, which are defined in this clause:

--`,,```,,,,````-`-`,,`,,`,`,,`---

© ISO/IEC 2003 – All rights reserved

Copyright International Organization for Standardization
Provided by IHS under license with ISO
No reproduction or networking permitted without license from IHS
Not for Resale

Table 8 — Overview of Linking, Identification, and Localization Tools

Tool	*Functionality*
References to Ds and DSs	Describes references to parts of descriptions. The `ReferenceType` is defined as a referencing mechanism based on `anyURI`, `IDREF` or `xPathRefType` datatypes.
Unique Identifier	Describes unique identifiers of content.
Time description tools	Describes time specifications. Two formats are distinguished: the `TimeType` for time and date specifications according to the real world time and `MediaTimeType` for time and date specifications as they are used within media.
Media Locators	Describes links to multimedia data.

6.2 References to Ds and DSs

6.2.1 Reference datatype

6.2.1.1 Introduction

The `Reference datatype` is used by description tools to refer to a part of the description (i.e., an instance of a D or DS). The `Reference datatype` allows three types of referencing mechanisms:

1) `AnyURI`: which references a description that is outside the document which contains the current description,

2) `IDREF`: which references elements that have an instantiated attribute of type ID. The referenced elements are within the document containing the current description,

3) XPath expression: which references an element or attribute within the document containing the current description (The XPath expression defined by the `xPathRefType` is a subset of the XPath definition in (XPath). It is limited with respect to the axis and the predicates. For a detailed specification see Annex A).

The `IDREF` allows the existence of the target to be verified. The XPath mechanism allows the reference target to have an attribute of type other than ID. Only one of the mechanisms can be used at a time. These referencing mechanisms are used within Ds or DSs by referring to the `referenceGrp` attribute group defined in this clause or by defining an element of type `ReferenceType`.

6.2.1.2 Reference datatype syntax

```
<!-- ################################################ -->
<!--   Definition of Reference datatypes (6.2.1)  -->
<!-- ################################################ -->

<!-- Definition of referenceGrp attribute group -->
<attributeGroup name="referenceGrp">
   <attribute name="idref" type="IDREF" use="optional"/>
   <attribute name="xpath" type="mpeg7:xPathRefType" use="optional"/>
   <attribute name="href" type="anyURI" use="optional"/>
</attributeGroup>

<!-- Definition of Reference datatype -->
<complexType name="ReferenceType">
   <attributeGroup ref="mpeg7:referenceGrp"/>
</complexType>
```


Copyright International Organization for Standardization
Provided by IHS under license with ISO
No reproduction or networking permitted without license from IHS
Not for Resale
© ISO/IEC 2003 – All rights reserved

6.2.1.3 Reference datatype semantics

Semantics of the `ReferenceType`:

Name	*Definition*
`referenceGrp`	Describes a reference using one of the following mechanisms: `idref`, `xpath` and `href`. The semantics of the reference is specified within the definition of the D or DS that refers to this attribute group. The `idref`, `xpath` and `href` referencing mechanisms are alternative mechanisms which can be used to describe a reference. Only one these reference mechanisms shall be used at a time in an instance of `referenceGrp`.
`idref`	Identifies a referenced element that is contained within the same description that contains the reference (optional). The value of this attribute, when used, shall match the value of the attribute of type ID of the referenced element.
`xpath`	Identifies a referenced element or attribute that is contained in the current description using XPath specification (optional).
`href`	Identifies a referenced element that is not contained within the current description. The `href` describes the reference to the description which contains the target element and the ID of this element (optional).
`ReferenceType`	Describes a reference to an element of a description. The reference is described by instantiating one of the attributes contained in the `referenceGrp` attribute group.

6.2.1.4 Reference datatype examples (informative)

The `Reference datatype` is used by description tools to make reference to other elements of a description. For example, the `Reference datatype` is used in relation graphs, and to describe summaries of multimedia content, and to relate descriptions of content structure and semantics (for examples, see clause 11 and clause 12). The examples below show the use of the `Reference datatype` for describing references using the three different mechanisms:

The first example shows the use of `idref` for referencing an element with the ID "id3" in the current description. A parser would be able to check if an attribute of type ID "id3" is present in the description.

```
<MyElement idref="id3">...</MyElement>
```

The second example shows the use of `xpath` for referencing the first `MyTargetElement` contained as a child after going up three times in the description tree along the parent axis from the current element which contains the specified XPath attribute.

```
<MyElement xpath="../../../MyTargetElement[1]">...</MyElement>
```

The following example shows the use of `href` for referencing to an element with the ID "id1" in "another-description.mp7".

```
<MyElement href="www.example.com/another-description.mp7#id1">...</MyElement>
```

© ISO/IEC 2003 – All rights reserved

Copyright International Organization for Standardization
Provided by IHS under license with ISO
No reproduction or networking permitted without license from IHS
Not for Resale

6.2.2 XPath datatypes

6.2.2.1 Introduction

XPath expression are used to identify elements and attributes in the current description. Based on a generic `XPath` datatype three specific datatypes are defined:

1) `xPathRefType` describes a single element or attribute within the current description. This datatype is used for instance in the `reference` datatype to point to a single target element or attribute.

2) `xPathSelectorType` describes a set of elements within the current description for instance to select a set of DSs according to the specification in the `OrderingKey` DS (see 7.8).

3) `xPathAbsoluteSelectorType` describes a set of elements within the current description using only absolute XPath specifications for instance to select a set of DSs according to the specification in the `ClassificationScheme` DS (see 7.4.2).

4) `xPathFieldType` describes a set of elements or attributes within the current description for instance to identify the fields on which an ordering of elements is based on (see 7.8).

The XPath expressions specified in these datatypes are subsets of the XPath definition in (xPath). They are limited with respect to the axis and the predicates. For a detailed specification see Annex A.

6.2.2.2 XPath datatypes syntax

```
<!-- ######################################## -->
<!--  Definition of xPath datatypes (6.2.2)  -->
<!-- ######################################## -->

<!-- Definition of xPath datatype -->
<simpleType name="xPathType">
   <restriction base="token"/>
</simpleType>

<!-- Definition of xPathRef datatype -->
<simpleType name="xPathRefType">
   <restriction base="mpeg7:xPathType">
      <pattern
value="/?((((child::)?((\i\c*:)?(\i\c*)(\[\d+\])?))|\.|(\.\.))/)*((((child::)?((\i\c*
:)?(\i\c*)(\[\d+\])?))|\.)|((attribute::|@)((\i\c*:)?(\i\c*|\*))))"/>
   </restriction>
</simpleType>

<!-- Definition of xPathSelector datatype -->
<simpleType name="xPathSelectorType">
   <restriction base="mpeg7:xPathType">
      <pattern
value="(/|(((//|/)?(((child::)?((\i\c*:)?(\i\c*|\*)))|\.|\.\.)(((//|/)(((child::)?((\i\
c*:)?(\i\c*|\*)))|\.|\.\.))*))(\|/|(((//|/)?(((child::)?((\i\c*:)?(\i\c*|\*)))|\.|\.\.
))(((//|/)(((child::)?((\i\c*:)?(\i\c*|\*)))|\.|\.\.))*))*"/>
   </restriction>
</simpleType>

<!-- Definition of xPathAbsoluteSelector datatype -->
<simpleType name="xPathAbsoluteSelectorType">
   <restriction base="mpeg7:xPathSelectorType">
      <pattern
value="(/|(((//|/)(((child::)?((\i\c*:)?(\i\c*|\*)))|\.))*)(\|(/|(((//|/)(((child::)?((
\i\c*:)?(\i\c*|\*)))|\.))*))*"/>
```


Copyright International Organization for Standardization
Provided by IHS under license with ISO
No reproduction or networking permitted without license from IHS
Not for Resale
© ISO/IEC 2003 – All rights reserved

```
    </restriction>
</simpleType>

<!-- Definition of xPathField datatype -->
<simpleType name="xPathFieldType">
    <restriction base="mpeg7:xPathType">
        <pattern
value="(\.//)?((((child::)?((\i\c*:)?(\i\c*|\*)))|\.)/)*((((child::)?((\i\c*:)?(\i\c*
|\*)))|\.)|((attribute::|@)((\i\c*:)?(\i\c*|\*))))(\|(\.//)?((((child::)?((\i\c*:)?(\
i\c*|\*)))|\.)/)*((((child::)?((\i\c*:)?(\i\c*|\*)))|\.)|((attribute::|@)((\i\c*:)?(\
i\c*|\*))))))*"/>
    </restriction>
</simpleType>
```

6.2.2.3 XPath datatypes semantics

Semantics of the `xPathType`, `xPathRefType`, `xPathSelectorType` and `xPathFieldType`:

Name	*Definition*
`xPathType`	Basic datatype of XPath expressions as defined in (xPath). This datatype is based on the `token` type and serves as a base type for more restricted datatypes. This datatype is abstract and shall not be instantiated. Instead a derived datatype such as `xPathRefType`, `xPathSelectorType` or `xPathFieldType` must be instantiated.
`xPathRefType`	The datatype identifies one description element or attribute. It is based on `xPathType` and specifies in a pattern facet a subset (see Annex A) of XPath expressions as defined in (xPath). The regular expressions which are specified within the pattern facet are explained in detail in Annex F in XML Schema Part 2 (XML Schema).
`xPathSelectorType`	The datatype identifies a set of elements in the current description using an absolute XPath expression or relative to a context node. It is based on `xPathType` and specifies in a pattern facet a subset (see Annex A) of XPath expressions as defined in (xPath).
`xPathAbsoluteSelectorType`	The datatype identifies a set of elements in the current description using an absolute XPath expression. It is based on `xPathSelectorType` and specifies in a pattern facet a subset (see Annex A) of XPath expressions as defined in (xPath).
`xPathFieldType`	The datatype identifies a set of description elements and attributes in the current description relative to a context node. It is based on `xPathType` and specifies in a pattern facet a subset (see Annex A) of XPath expressions as defined in (xPath).

6.3 Unique Identifier

6.3.1 UniqueID datatype

6.3.1.1 Introduction

This datatype allows the identification of the multimedia or other media content under description. The identifier may be used to identify the content as a unique work being described (e.g., ISAN) or to identify its instances (e.g., SMPTE copy number).

© ISO/IEC 2003 – All rights reserved

Copyright International Organization for Standardization
Provided by IHS under license with ISO
No reproduction or networking permitted without license from IHS
Not for Resale

6.3.1.2 UniqueID datatype syntax

```
<!-- ######################################### -->
<!--  Definition of UniqueID datatype (6.3.1)  -->
<!-- ######################################### -->

<!-- Definition of UniqueID datatype -->
<complexType name="UniqueIDType">
   <simpleContent>
      <extension base="string">
         <attribute name="type" type="NMTOKEN" use="optional" default="URI"/>
         <attribute name="organization" type="NMTOKEN" use="optional"/>
         <attribute name="authority" type="NMTOKEN" use="optional"/>
         <attribute name="encoding" use="optional" default="text">
            <simpleType>
               <restriction base="string">
                  <enumeration value="text"/>
                  <enumeration value="base16"/>
                  <enumeration value="base64"/>
               </restriction>
            </simpleType>
         </attribute>
      </extension>
   </simpleContent>
</complexType>
```

6.3.1.3 UniqueID datatype semantics

Semantics of the `UniqueIDType`:

Name	*Definition*
`UniqueIDType`	Describes the unique identification of a resource. An instance of this datatype contains a value (an identifier) that allows some resource to be identified. The identifying value can be either a textual or a binary value that is encoded in base16 or base64 format.
`type`	Describes the type of the identifier (e.g., URI, ISAN, ISWC, UMID, UPID). If no value is specified, the identifier is assumed to be a URI.
`organization`	Indicates the organization that defines the meaning of the identifier value (e.g., ISO, SMPTE) (optional).
`authority`	Indicates the authority that assigned this identifier value, for example a registration or maintenance authority (optional).
`encoding`	Indicates the encoding of the value (optional): • *text* – this identifier has a textual value. This is the default value. • *base16* – this identifier is encoded in a binary format. The binary value of the identifier is encoded into a textual representation by the base16 algorithm. • *base64* – this identifier is encoded in a binary format. The binary value of the identifier is encoded into a textual representation by the base64 algorithm.

Copyright International Organization for Standardization
Provided by IHS under license with ISO
No reproduction or networking permitted without license from IHS
Not for Resale
© ISO/IEC 2003 – All rights reserved

6.3.1.4 UniqueID datatype examples (informative)

The Unique Identifier datatype can be used when an identification of content is required, either the content or an instance of it. It can also be used as a unique reference to external entities, for example, to identify the rights associated with the content via a rights identifier belonging to an external IPMP system.

The following examples show the use of the `UniqueID datatype` for identifying content. The first example shows the use of `UniqueID datatype` for identifying a book using the International Standard Book Number (ISBN):

```
<MyID type="ISBN">0-7803-5610-1</MyID>
```

The following examples shows the use of `UniqueID datatype` for describing an International Standard Work Code (ISWC):

```
<MyID organization="ISO" type="ISWC">T-034.524.680-1</MyID>
```

The following examples shows the use of `UniqueID datatype` for describing a URN as a unique identifier:

```
<MyID>urn:ietf:std:50</MyID>
```

Note: in this case the type and the organization are not specified in the attributes as they are already encoded in the identifier value itself. Furthermore, in this case the type of the identifier (URI) is the default value of "type" and does not need to be specified.

6.4 Time description tools

6.4.1 Introduction

The time description is based on a restricted set of lexical expressions of the ISO 8601 standard. The lexical time expressions can represent the real world time (`Time` datatype) as well as the time as used in the AV data (`mediaTime` datatype). In both cases, time instances as well as time intervals can be described. The specification of fraction of seconds is not done following the ISO 8601 standard. Instead of using an arbitrary number of decimals (as in ISO 8601), fractions of seconds are specified by counting a predefined interval (of duration less than one second). This approach is widely used within AV media for instance in MPEG-4 video.

Furthermore, in view of the large amount of AV content that is temporally sampled, an efficient time representation specified as a number of sampling periods is also provided. The various entities used in the `Time` datatype (description of the real word time) are illustrated in Figure 4.

© ISO/IEC 2003 – All rights reserved

Copyright International Organization for Standardization
Provided by IHS under license with ISO
No reproduction or networking permitted without license from IHS
Not for Resale

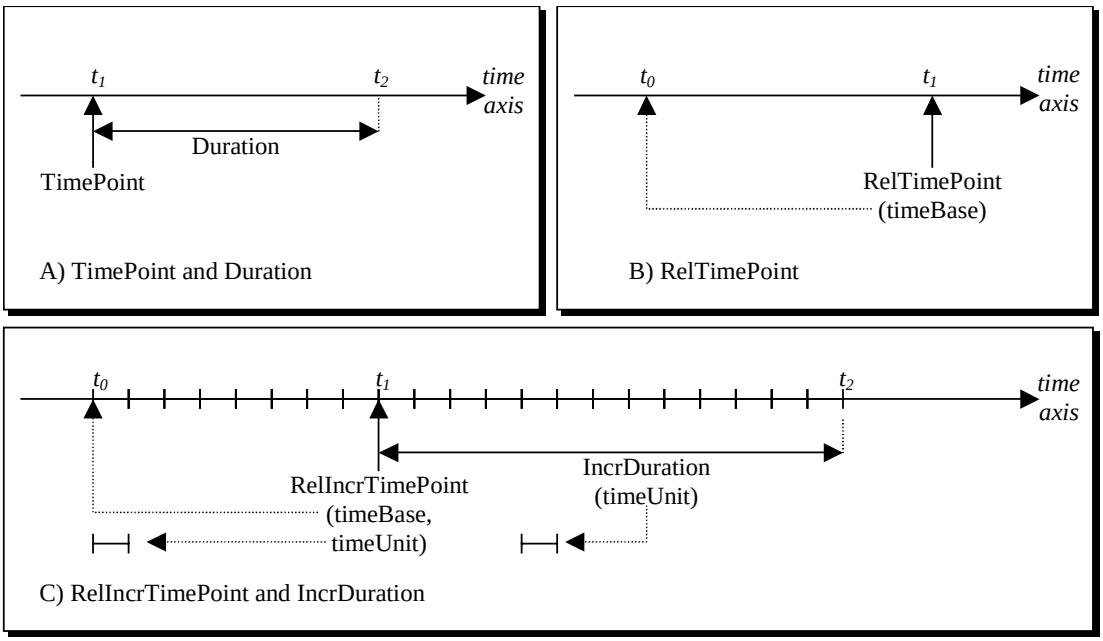

Figure 4 — Overview of Time Datatype entities

Figure 4(A) illustrates the simplest way to specify a temporal instant and a temporal interval. A time instant, t_1, can be defined by a lexical representation using the `TimePoint`. An interval, $[t_1, t_2]$, can be defined by its starting point, t_1, (using the `TimePoint`) and a duration, $t_2 - t_1$, also specified by a lexical representation. An alternative way to specify a time instant is shown in Figure 4(B). It relies on `RelTimePoint`. The instant, t_1, is defined as a temporal offset with respect to a reference, t_0, called `timeBase`.

Note: the goal of the `RelTimePoint` is to define a temporal instant, t_1, and not an interval as the duration in Figure 4(A).

Finally, Figure 4(C) illustrates the specification of time using a predefined interval called `timeUnit` and counting the number of intervals. This specification is particularly efficient for periodic or sampled temporal signals. Since the strategy consists of counting `timeUnits`, the specification of a time instant shall be done relative to a `timeBase` (or temporal origin). In Figure 4(C), t_1 is defined with `RelIncrTimePoint` by counting 8 timeUnits (starting from t_0). An interval $[t_1, t_2]$, can also be defined by counting `timeUnits`. In Figure 4(C), `IncrDuration` is used to count 13 `timeUnits` to define the interval $[t_1, t_2]$.

As shown in Figure 4, the specification of the real world time can use five entities: `timePoint`, `duration`, `RelTimePoint`, `RelIncrTimePoint` and `IncrDuration`. The `MediaTime` involves the same notions: `mediaTimePoint`, `mediaDuration`, `MediaRelTimepoint`, `MediaRelIncrTimePoint` and `MediaIncrDuration`. Contrary to the `Time` entities the `MediaTime` entities do not specify time zone information.

6.4.2 Time datatype

6.4.2.1 Introduction

For the specification of time intervals the `Time` datatype is composed of two elements, the (start) time point and the duration. If only a time point is specified, the duration can be omitted.

6.4.2.2 Time datatype syntax

```
<!-- ######################################## -->
<!--  Definition of Time datatype (6.4.2)  -->
<!-- ######################################## -->
```


Copyright International Organization for Standardization
Provided by IHS under license with ISO
No reproduction or networking permitted without license from IHS
Not for Resale
© ISO/IEC 2003 – All rights reserved

```
<!-- Definition of Time datatype -->
<complexType name="TimeType">
   <sequence>
      <choice>
         <element name="TimePoint" type="mpeg7:timePointType" />
         <element name="RelTimePoint" type="mpeg7:RelTimePointType" />
         <element name="RelIncrTimePoint" type="mpeg7:RelIncrTimePointType" />
      </choice>
      <choice minOccurs="0" >
         <element name="Duration" type="mpeg7:durationType" />
         <element name="IncrDuration" type="mpeg7:IncrDurationType" />
      </choice>
   </sequence>
</complexType>
```

6.4.2.3 Time datatype semantics

Semantics of the `TimeType`:

Name	*Definition*
`TimeType`	Descibes a time point or a time interval using one of the following descriptors to specify a time point and additionally in the case of a time interval one descriptor specifying the duration.
`TimePoint`	Describes a time point using Gregorian date and day time.
`RelTimePoint`	Describes a time point relative to a time base using a number of days and day time.
`RelIncrTimePoint`	Describes a time point relative to a time base counting time units.
`Duration`	Describes the duration of a time period according to days and day time (optional).
`IncrDuration`	Describes the duration of a time period counting time units (optional).

The `Time` datatype uses two different ways to describe a time point or duration:

- Using Gregorian date and time (`TimePoint`, `RelTimePoint`, `Duration`).
- By counting time units specified by an attribute (`RelIncrTimePoint`, `IncrDuration`). In the case of a description of depicted events in video segments for instance, these time units may correspond to the frame rate.

This enables to describe at what time the sequence is taken using Gregorian date, time and also to specify the time according to samples in time such as video frames.

6.4.3 TimePoint datatype

6.4.3.1 Introduction

The `timePoint` datatype specifies a time point according to the Gregorian dates and day time and the Time Zone (TZ). The format is based on the ISO 8601 norm. To reduce conversion problems only a subset of the ISO 8601 formats is used.

© ISO/IEC 2003 – All rights reserved

Copyright International Organization for Standardization
Provided by IHS under license with ISO
No reproduction or networking permitted without license from IHS
Not for Resale

6.4.3.2 TimePoint datatype syntax

```
<!-- ########################################### -->
<!--  Definition of timePoint datatype (6.4.3)  -->
<!-- ########################################### -->

<!-- Definition of timePoint datatype -->
<simpleType name="timePointType">
   <restriction base="mpeg7:basicTimePointType">
      <pattern value="(\-?\d+(\-\d{2}(\-\d{2})?)?)? (T\d{2}(:\d{2}(:\d{2}
                (:\d+)?)?)?)?(F\d+)?((\-|\)+\d{2}:\d{2})?"/>
   </restriction>
</simpleType>
```

6.4.3.3 TimePoint datatype semantics

Semantic of the `timePoint` datatype:

Name	*Definition*
`timePointType`	Describes a time point. The `timePoint` datatype is derived from the `basicTimePoint` as defined in ISO/IEC 15938-2 by restricting the fractions to integer numbers instead of decimals. YYYY-MM-DDThh:mm:ss:nnnFNNN±hh:mm The following lexicals are used for digits of the corresponding date/time elements: • Y: Year, can be a variable number of digits, • M: Month, • D:Day, • h: hour, • m: minute, • s: second, • n: number of fractions, nnn can be any number between 0 and NNN-1 (NNN and with it nnn can have an arbitrary number of digits). • N: number of fractions of one second which are counted by nnn. NNN can have a arbitrary number of digits and is not limited to three. • ±hh:mm: the time zone according to the UTC specified by a positive or negative (±) number of hours (h) with two digits and number of minutes (m) also with two digits. If no time zone is specified a time zone of 00:00 is assumed. Also delimiters for the time specification (T) and the number of fractions of one second (F) are used.

Beside the specification of Gregorian Date and day time, counting the number (nnn) of fractions (FNNN) of a second can allow a higher precision than one second. If counting fractions is used, the number of fractions making up one second (FNNN) shall be specified along with the counted number of fraction (nnn). Thus the FNNN defines

© ISO/IEC 2003 – All rights reserved
Copyright International Organization for Standardization
Provided by IHS under license with ISO
No reproduction or networking permitted without license from IHS
Not for Resale

the value range of the counted number of fractions (nnn) value. So the value range of 'nnn' is limited from 0 to FNNN-1. If no time zone is specified a time zone of 00:00 is assumed.

To support the current practice in AV material, the time expressions specify a fraction of a second by counting predefined fractions instead of a decimal expression used within the date and time datatypes of DDL. XML Schema-based time specifications (XML Schema) can be represented as follows:

For instance a timeInstant of T13:20:01.235 would be expressed using the `timePoint` datatype by T13:20:01:235F1000. According to the number of used decimal digits the number of fractions of one second are 1000 as specified in the `timePoint` datatype.

6.4.4 Duration datatype

6.4.4.1 Introduction

The `duration` datatype specifies the duration of a time period according to days and day time. The format is based on the ISO 8601 norm. To reduce converting problems only a subset of the ISO 8601 formats is used. Fractions of a second are specified according to the `timePoint` datatype.

6.4.4.2 Duration datatype syntax

```
<!-- ########################################## -->
<!--  Definition of duration datatype (6.4.4)  -->
<!-- ########################################## -->

<!-- Definition of duration datatype -->
<simpleType name="durationType">
   <restriction base="mpeg7:basicDurationType">
      <pattern value="\-?P(\d+D)?(T(\d+H)?(\d+M)?(\d+S)?(\d+N)?)?(\d+F)?((\-
                  |\+)\d{2}:\d{2}Z)?"/>
   </restriction>
</simpleType>
```

6.4.4.3 Duration datatype semantics

Semantic of the `duration` datatype:

Name	*Definition*
`durationType`	Describes a duration of a time period as a half open time interval with the closed end being at the beginning. The `durationType` is derived from the `basicDurationType` as defined in ISO/IEC 15938-2 by restricting the fraction (f) to integer numbers instead of decimals.

The duration for instance of a time segment can be specified using a number of days and time. The specification of fractions of a second (nN) is the same as in the case of `timePoint`. The scope of `duration` datatype is limited to days to avoid ambiguities depending on the date of the start time point if for instances describing the duration of a segment with "one month."

Note: the `duration` datatype can specify a difference in the TZ specification that indicates the difference in the time zone from the starting point to the end point (for instance using a mobile camera). In this case the value of the duration does not differ whether this shift in the time zone is specified or not. The `duration` always describes the time duration of a time period. The difference in the TZ is only used to map the resulting end time point of the period to the local time.

--`,,```,,,,````-`-`,,`,,`,`,,`---
© ISO/IEC 2003 – All rights reserved

Copyright International Organization for Standardization
Provided by IHS under license with ISO
No reproduction or networking permitted without license from IHS
Not for Resale

6.4.5 IncrDuration datatype

6.4.5.1 Introduction

To enable a simplified and efficient description of segment duration using a periodical time specification (e.g. periodic samples along the timeline) the `IncrDuration` datatype specifies a duration of such a segment by counting time units. Such a time unit can for example be a time increment between successive frames with respect to the world time when the sequence was recorded. The duration is then specified by the number of these time units.

6.4.5.2 IncrDuration datatype syntax

```
<!-- ################################################ -->
<!--  Definition of IncrDuration datatype (6.4.5)  -->
<!-- ################################################ -->

<!-- Definition of IncrDuration datatype -->
<complexType name="IncrDurationType">
   <simpleContent>
      <extension base="integer">
         <attribute name="timeUnit" type="mpeg7:durationType" use="optional"/>
      </extension>
   </simpleContent>
</complexType>
```

6.4.5.3 IncrDuration datatype semantics

Semantics of the `IncrDurationType`:

Name	*Definition*
`IncrDurationType`	Describes the duration of a temporal interval by counting the number of `timeUnits`. The `IncrDuration` datatype is derived from the simple type integer by adding an attribute specifying the `timeUnit` (of datatype `duration`) counted by the integer value.
`timeUnit`	Describes the duration of a small time interval called a time unit (optional if a `timeUnit` attribute is instantiated in an ancestor). The time interval is defined as a half open time interval with the closed end being at the beginning The `IncrDuration` specifies a duration of a time interval by a multiple of this time unit.

6.4.6 RelTimePoint datatype

6.4.6.1 Introduction

The `RelTimePoint` datatype specifies a time point relative to a time base using a number of days and time. The format is based on the ISO 8601 norm. The specification is similar to the one used for `duration` datatype.

6.4.6.2 RelTimePoint datatype syntax

```
<!-- ################################################ -->
<!--  Definition of RelTimePoint datatypes (6.4.6)  -->
<!-- ################################################ -->

<!-- Definition of timeOffsetType datatype -->
```


© ISO/IEC 2003 – All rights reserved
Copyright International Organization for Standardization
Provided by IHS under license with ISO
No reproduction or networking permitted without license from IHS
Not for Resale

```
<simpleType name="timeOffsetType">
   <restriction base="mpeg7:basicDurationType">
      <pattern value="\-?P(\d+D)?(T(\d+H)?(\d+M)?(\d+S)?(\d+N)?)?(\d+F)?((\-
                  |\+)\d{2}:\d{2}Z)?"/>
   </restriction>
</simpleType>

<!-- Definition of RelTimePointType datatype -->
<complexType name="RelTimePointType">
   <simpleContent>
      <extension base="mpeg7:timeOffsetType">
         <attribute name="timeBase" type="mpeg7:xPathRefType" use="optional"/>
      </extension>
   </simpleContent>
</complexType>
```

6.4.6.3 RelTimePoint datatype semantics

Semantics of the `RelTimePointType`:

Name	*Definition*
`RelTimePointType`	Describes a time point relative to a temporal origin called time base. It uses a time offset to define the interval between the time base and the current time point. The `RelTimePoint` datatype is derived from the `timeOffset` datatype by adding the specification of the `timeBase` from which a time point is specified.
`timeBase`	Selects an element of `Time` or `timePoint` datatype in the current description as time base or temporal origin (optional if a `timeBase` attribute is instantiated in an ancestor). The context node of the XPath expression is the element which contains this attribute.

Semantics of the `timeOffsetType`:

`timeOffsetType`	Describes a time offset with respect to a time base as it is specified by `RelTimePoint` datatype. The `timeOffset` datatype is derived from the `basicDuration` datatype as defined in ISO/IEC 15938-2 by restricting the fraction (f) to integer numbers instead of decimals.

6.4.7 RelIncrTimePoint datatype

6.4.7.1 Introduction

The `RelIncTimePoint` datatype specifies a time point relative to a time base counting time units as already specified for the `IncrDuration` datatype.

6.4.7.2 RelIncrTimePoint datatype syntax

```
<!-- ################################################ -->
<!--  Definition of RelIncrTimePoint datatype (6.4.7)  -->
<!-- ################################################ -->

<!-- Definition of RelIncrTimePointType datatype -->
```

© ISO/IEC 2003 – All rights reserved

Copyright International Organization for Standardization
Provided by IHS under license with ISO
No reproduction or networking permitted without license from IHS
Not for Resale

```
<complexType name="RelIncrTimePointType">
   <simpleContent>
      <extension base="integer">
         <attribute name="timeUnit" type="mpeg7:durationType" use="optional"/>
         <attribute name="timeBase" type="mpeg7:xPathRefType" use="optional"/>
      </extension>
   </simpleContent>
</complexType>
```

6.4.7.3 RelIncrTimePoint datatype semantics

Semantics of the `RelIncrTimePointType`:

Name	*Definition*
`RelIncrTimePointType`	Describes a time point relative to a time base counting time units. The datatype is derived from the simple type integer by adding an attribute specifying the `timeUnit` (of datatype `duration`) counted by the integer value and by adding the specification of the `timeBase` from which a time point is specified relatively by using an expression of datatype `IncrDuration`.
`timeUnit`	Describes the duration of a small time interval called a time unit (optional if a `timeUnit` attribute is instantiated in an ancestor). The `RelIncrTimePoint` specifies a point in time relatively to a time base by a multiple of this time unit.
`timeBase`	Selects an element of `Time` or `timePoint` datatype in the current description as time base or temporal origin (optional if a `timeBase` attribute is instantiated in an ancestor). The context node of the XPath expression is the element which contains this attribute.

6.4.8 TimeProperty attribute group

6.4.8.1 Introduction

The `timeProperty` attribute group is used to specify time base and time unit values of time lines associated with the content for a subtree of the description.

6.4.8.2 TimeProperty attribute group syntax

```
<!-- ################################################ -->
<!--  Definition of timeProperty attribute group (6.4.8)  -->
<!-- ################################################ -->

<!-- Definition of timePropertyGrp attribute group -->
<attributeGroup name="timePropertyGrp">
       <attribute name="timeBase" type="mpeg7:xPathRefType"
          use="optional"/>
       <attribute name="timeUnit" type="mpeg7:durationType"
          use="optional"/>
</attributeGroup>
```


Copyright International Organization for Standardization
Provided by IHS under license with ISO
No reproduction or networking permitted without license from IHS
Not for Resale
© ISO/IEC 2003 – All rights reserved

6.4.8.3 TimeProperty attribute group semantics

Semantics of the `timePropertyGrp`:

Name	*Definition*
`timeProperty`	Describes properties of a time line associated with AV content. The element that contains an instance of `timeProperty` attributes and all its sub-elements in a description define a sub-tree of the description where the property values are valid. To all instances of elements of type `RelTimePoint`, `RelIncrTimePoint` and `IncrDuration` the values of `timeBase` and `timeUnit` attributes which are instantiated in their nearest ancestor element in the description shall apply, except in the case that these elements themselves specify values for `timeBase` and `timeUnit`.
`timeBase`	Describes the time base of a relative time definition by referring to an element of `Time` or `timePoint` datatype in the current description, as time base or temporal origin. The context node of the XPath expression is the element which contains this attribute.
`timeUnit`	Describes the duration of a small time interval called a time unit, to be used in the incremental specifications of relative time points and duration.

6.4.9 Time datatype examples (informative)

The following examples show the use of the `Time datatypes`. The following example describes the time of an event that started on the 3rd October 1987 at 14:13 in Germany and has a duration of 10 days:

```
<Time>
   <TimePoint>1987-10-03T14:13+01:00</TimePoint>
   <Duration>P10D</Duration>
</Time>
```

The following example describes the time at which the 3rd picture is taken given that one picture is taken each day:

```
<Time>
   <RelIncrTimePoint timeUnit="P1D" timeBase="../../../Time[1]">3</RelIncrTimePoint>
</Time>
```

The following example counts in time units of one Day and refers to the start time of the event as a `timeBase` (e.g. first time point specification in the description). The period of five days after the initial event is described as follows:

```
<Time>
   <RelIncrTimePoint timeUnit="P1D" timeBase="../../../Time[1]">0</RelIncrTimePoint>
   <IncrDuration timeUnit="P1D">5</IncrDuration>
</Time>
```

The following example describes the time of an event occurring in England, two hours and 20 minutes after the initial one:

```
<Time>
   <RelTimePoint timeBase="../../../Time[1]">PT2H20M-01:00Z</RelTimePoint>
</Time>
```

--`,,```,,,,````-`-`,,`,,`,`,,`---
© ISO/IEC 2003 – All rights reserved
Copyright International Organization for Standardization
Provided by IHS under license with ISO
No reproduction or networking permitted without license from IHS
Not for Resale

This specification is similar to the example using `RelIncrTimePoint`. But here the time offset is specified by using a number of hours and minutes instead of counting time units. Additionally it is specified that the time zone is different. Thus the local time is not +01:00 as it was the case for the initial event but +00:00 UTC.

Further examples of time expressions can be found in the following clause on `MediaTime datatype`. The `Time datatype` can be used whenever there is a need to describe a time segment whether it is a time point or a whole period.

6.4.10 MediaTime datatype

6.4.10.1 Introduction

The `MediaTime` datatype specifies a notion of time encoded within the described media. For the specification of time intervals according to the time specifications stored in the media the `MediaTime` datatype is composed of two elements, the (start) time point and the duration. If a time point only is specified, the duration can be omitted.

6.4.10.2 MediaTime datatype syntax

```
<!-- ########################################### -->
<!--  Definition of MediaTime datatype (6.4.10)  -->
<!-- ########################################### -->

<!-- Definition of MediaTime datatype -->
<complexType name="MediaTimeType">
   <sequence>
      <choice>
         <element name="MediaTimePoint" type="mpeg7:mediaTimePointType"/>
         <element name="MediaRelTimePoint" type="mpeg7:MediaRelTimePointType"/>
         <element name="MediaRelIncrTimePoint"
                  type="mpeg7:MediaRelIncrTimePointType" />
      </choice>
      <choice minOccurs="0">
         <element name="MediaDuration" type="mpeg7:mediaDurationType"/>
         <element name="MediaIncrDuration" type="mpeg7:MediaIncrDurationType"/>
      </choice>
   </sequence>
</complexType>
```

6.4.10.3 MediaTime datatype semantics

Semantics of the `mediaTimeType`:

Name	*Definition*
`MediaTimeType`	Describes a media time point or a media time interval using the following descriptors for time specification.
`MediaTimePoint`	Describes a media time point using Gregorian date and day time
`MediaRelTimePoint`	Describes a media time point relative to a time base using a number of days and day time
`MediaRelIncrTimePoint`	Describes a media time point relative to a time base counting time units
`MediaDuration`	Describes the duration of a media time period according to days and day time (optional)

© ISO/IEC 2003 – All rights reserved
Copyright International Organization for Standardization
Provided by IHS under license with ISO
No reproduction or networking permitted without license from IHS
Not for Resale

Name	*Definition*
`MediaIncrDuration`	Describes the duration of a media time period counting time units (optional)

The `MediaTime` datatype uses two different ways to describe a time point or period:

- Using Gregorian date and time (`MediaTimePoint`, `MediaRelTimePoint`, `MediaDuration`).
- By counting time units specified by attributes (`MediaRelIncrTimePoint`, `MediaIncrDuration`). In the case of video segments for example, these time units may correspond to the frame rate or to a clock reference encoded within the media.

This enables to specify the media time according to the format used for the time specifications in the media.

6.4.11 MediaTimePoint datatype

6.4.11.1 Introduction

The `mediaTimePoint` datatype specifies a time point according to the Gregorian dates and day time of time information which is contained in media data. The format is based on the ISO 8601 norm. To reduce converting problems only a subset of the ISO 8601 formats is used. Fractions of a second are specified according to the `timePoint` datatype.

6.4.11.2 MediaTimePoint datatype syntax

```
<!-- ################################################ -->
<!--  Definition of mediaTimePoint datatype (6.4.11)  -->
<!-- ################################################ -->

<!-- Definition of mediaTimePoint datatype -->
<simpleType name="mediaTimePointType">
   <restriction base="mpeg7:basicTimePointType">
      <pattern value="(\-?\d+(\-\d{2}(\-\d{2})?)?)?
                      (T\d{2}(:\d{2}(:\d{2}(:\d+)?)?)?)?(F\d+)?"/>
   </restriction>
</simpleType>
```

6.4.11.3 MediaTimePoint datatype semantics

Semantic of the `mediaTimePoint` datatype:

Name	*Definition*
`mediaTimePointType`	Describes a time stamp of the media using Gregorian date and day time without specifying the TZD (see also `TimePoint` datatype). YYYY-MM-DDThh:mm:ss:nnnFNNN The following lexicals are used for digits of the corresponding date/time elements: • Y: Year, can be a variable number of digits, • M: Month,

© ISO/IEC 2003 – All rights reserved

Copyright International Organization for Standardization
Provided by IHS under license with ISO
No reproduction or networking permitted without license from IHS
Not for Resale

Name	*Definition*
	• D:Day, • h: hour, • m: minute, • s: second, • n: number of fractions, nnn can be any number between 0 and NNN-1 (NNN and with it nnn can have an arbitrary number of digits). • N: number of fractions of one second which are counted by nnn. NNN can have a arbitrary number of digits and is not limited to three. Also delimiters for the time specification (T) and the number of fractions of one second are used (F).

Beside the specification of Gregorian Date and day time, counting the number (nnn) of fractions (FNNN) of a second can allow a higher precision than one second. If counting fractions is used, the number of fractions making up one second (FNNN) shall be specified along with the counted number of fraction (nnn). Thus the FNNN defines the value range of the counted number of fractions (nnn) value. So the value range of 'nnn' is limited from 0 to FNNN-1.

To support the current practice in AV material, the time expressions specify a fraction of a second by counting predefined fractions instead of a decimal expression used within the date and time datatypes of XML Schema (XML Schema). XML Schema-based time specifications can be represented as follows:

For instance a timeInstant of T13:20:01.235 would be expressed using the `timePoint` datatype by T13:20:01:235F1000. According to the number of used decimal digits the number of fractions of one second are 1000 as specified in the `timePoint` datatype.

6.4.12 MediaDuration datatype

6.4.12.1 Introduction

The `mediaDuration` datatype specifies the duration of a time period according to days and day time of a notion of time encoded in the media. The format is based on the ISO 8601 norm. To reduce converting problems only a subset of the ISO 8601 formats is used. Fractions of a second are specified according to the `timePoint` datatype.

6.4.12.2 MediaDuration datatype syntax

```
<!-- ################################################ -->
<!--  Definition of mediaDuration datatype (6.4.12)  -->
<!-- ################################################ -->

<!-- Definition of mediaDuration datatype -->
<simpleType name="mediaDurationType">
   <restriction base="mpeg7:basicDurationType">
      <pattern value="\-?P(\d+D)?(T(\d+H)?(\d+M)?(\d+S)?(\d+N)?)?(\d+F)?"/>
   </restriction>
</simpleType>
```


Copyright International Organization for Standardization
Provided by IHS under license with ISO
No reproduction or networking permitted without license from IHS
Not for Resale
© ISO/IEC 2003 – All rights reserved

6.4.12.3 MediaDuration datatype semantics

Semantics of the `mediaDurationType`:

Name	*Definition*
`mediaDurationType`	Describes the duration of a time interval according to days and day time of a notion of time encoded in the media without specifying a difference in the TZD (see also duration datatype). The time interval is defined as a half open time interval with the closed end being at the beginning. A simpleType representing a duration in time using a lexical representation of days (nD), time duration and a fraction specification (TnHnMnSnN) including the specification of the number of fractions of one second (nF): (-)PnDTnHnMnSnNnF The `mediaDuration` datatype is derived from `basicDuration` datatype by restriction. The regular expressions which are specified within the Pattern facet are explained in detail in Annex E ofXML Schema Part 2 (XML Schema).

6.4.13 MediaIncrDuration datatype

6.4.13.1 Introduction

To enable a simplified and efficient description of a media segment duration using a periodical time specification (e.g. periodic samples along the timeline) the `MediaIncrDuration` datatype specifies a duration of such a segment by counting time units. Such a time unit can for example be the time increment of the timestamps of successive frames in a video stream. The duration is then specified by the number of these time units.

6.4.13.2 MediaIncrDuration datatype syntax

```
<!-- ################################################ -->
<!--  Definition of MediaIncrDuration datatype (6.4.13)  -->
<!-- ################################################ -->

<!-- Definition of MediaIncrDuration datatype -->
<complexType name="MediaIncrDurationType">
   <simpleContent>
      <extension base="integer">
         <attribute name="mediaTimeUnit" type="mpeg7:mediaDurationType"
            use="optional"/>
      </extension>
   </simpleContent>
</complexType>
```

6.4.13.3 MediaIncrDuration datatype semantics

Semantics of the `MediaIncrDurationType`:

Name	*Definition*
`MediaIncrDurationType`	Describes the duration of a time period with respect to the media time counting time units (see also the `IncrDuration` datatype).

© ISO/IEC 2003 – All rights reserved

Copyright International Organization for Standardization
Provided by IHS under license with ISO
No reproduction or networking permitted without license from IHS
Not for Resale

Name	*Definition*
`mediaTimeUnit`	Describes the duration of a small time interval. The time interval is defined as a half open time interval with the closed end being at the beginning. The `MediaIncrDuration` specifies a duration of a time interval by a multiple of this time unit (optional if a `mediaTimeUnit` attribute is instantiated in an ancestor).

6.4.14 MediaRelTimePoint datatype

6.4.14.1 Introduction

The `MediaRelTimePoint` datatype specifies a time point relating to a time base using a number of days and time according to media time stamps. The format is based on the ISO 8601 norm. The specification is similar to the one used for `mediaDuration` datatype.

6.4.14.2 MediaRelTimePoint datatype syntax

```
<!-- ################################################## -->
<!--  Definition of MediaRelTimePoint datatype (6.4.14)  -->
<!-- ################################################## -->

<!-- Definition of mediaTimeOffset datatype -->
<simpleType name="mediaTimeOffsetType">
   <restriction base="mpeg7:basicDurationType">
      <pattern value="\-?P(\d+D)?(T(\d+H)?(\d+M)?(\d+S)?(\d+N)?)?(\d+F)?"/>
   </restriction>
</simpleType>

<!-- Definition of MediaRelTimePoint datatype -->
<complexType name="MediaRelTimePointType">
   <simpleContent>
      <extension base="mpeg7:mediaTimeOffsetType">
         <attribute name="mediaTimeBase" type="mpeg7:xPathRefType" use="optional"/>
      </extension>
   </simpleContent>
</complexType>
```

6.4.14.3 MediaRelTimePoint datatype semantics

Semantics of the `MediaRelTimePointType`:

Name	*Definition*
MediaRelTimePointType	Describes a media time point relative to a time base without specifying a difference of the TZD (see also the `RelTime` datatype)
mediaTimeBase	Selects the time base of the relative time specification by referring to an element of `MediaTime` datatype or `MediaLocator` in the current description (optional if a `mediaTimeBase` is instantiated in an ancestor). The context node of the XPath expression is the element which contains this attribute. In the `MediaLocator` case, the origin of the timeline in the mediafile is used as time base if no `MediaTime` is specified in the `MediaLocator`. If a `MediaTime` is present in the instantiation of the `MediaLocator` as it is the case in general the time is measured relative to the media time point respectively media start time point.

Copyright International Organization for Standardization
Provided by IHS under license with ISO
No reproduction or networking permitted without license from IHS
© ISO/IEC 2003 – All rights reserved
Not for Resale

Semantics of the `MediaTimeOffsetType`:

MediaTimeOffsetType	Describes a time offset with respect to a time base as it is specified by `MediaRelTimePoint` datatype. The `MediaTimeOffset` datatype is derived from the `basicDuration` datatype as defined in ISO/IEC 15938-2 without specifying a difference of the TZD and by restricting the fraction (f) to integer numbers instead of decimals.

6.4.15 MediaRelIncrTimePoint datatype

6.4.15.1 Introduction

The `MediaRelIncrTimePoint` datatype specifies a time point relative to a time base counting time units as already specified for the `MediaIncrDuration` datatype. If for instance an addressing of a frame by counting frames is needed `MediaRelIncrTimePoint` datatype can be used referring to the starting time of the shot or the whole video encoded within the media as a time base.

6.4.15.2 MediaRelIncrTimePoint datatype syntax

```
<!-- ########################################################## -->
<!--  Definition of MediaRelIncrTimePoint datatype (6.4.15)  -->
<!-- ########################################################## -->

<!-- Definition of MediaRelIncrTimePoint datatype -->
<complexType name="MediaRelIncrTimePointType">
   <simpleContent>
      <extension base="integer">
         <attribute name="mediaTimeUnit" type="mpeg7:mediaDurationType"
            use="optional"/>
         <attribute name="mediaTimeBase" type="mpeg7:xPathRefType" use="optional"/>
      </extension>
   </simpleContent>
</complexType>
```

6.4.15.3 MediaRelIncrTimePoint datatype semantics

Semantics of the `MediaRelIncrTimePointType`:

Name	*Definition*
`MediaRelIncrTimePointType`	Describes a media time point relative to a time base counting time units
`mediaTimeUnit`	Describes the duration of a small time interval called a time unit (optional if a `mediaTimeUnit` attribute is instantiated in an ancestor). The `MediaRelIncrTimePoint` specifies a point in time relatively to a time base by a multiple of this time unit.
`mediaTimeBase`	Selects the time base of the relative time specification by referring to an element of `MediaTime` datatype or `MediaLocator` datatype in the current description (optional if a `mediaTimeBase` is instantiated in an ancestor). In the second case the position of the `MediaLocator` with respect to the timeline of the media is used as time base. This is the beginning of the timeline if no `mediaTime` is specified within the locator. Otherwise as in the

--`,,```,,,,````-`-`,,`,,`,`,,`---

© ISO/IEC 2003 – All rights reserved

Copyright International Organization for Standardization
Provided by IHS under license with ISO
No reproduction or networking permitted without license from IHS
Not for Resale

Name	*Definition*
	first case the media time point respectively the media start time point is the time base. The context node of the XPath expression in this attribute is the element which contains this attribute.

6.4.16 MediaTimeProperty attribute group

6.4.16.1 Introduction

The `MediaTimeProperty` Attributes are used to specify time base and time unit values of time lines associated with the media for a subtree of the description.

6.4.16.2 MediaTimeProperty attribute group syntax

```
<!-- ################################################################ -->
<!--  Definition of mediaTimeProperty attribute group (6.4.16)  -->
<!-- ################################################################ -->

<!-- Definition of mediaTimePropertyGrp attribute group -->
<attributeGroup name="mediaTimePropertyGrp">
      <attribute name="mediaTimeBase" type="mpeg7:xPathRefType"
         use="optional"/>
      <attribute name="mediaTimeUnit" type="mpeg7:mediaDurationType"
         use="optional"/>
</attributeGroup>
```

6.4.16.3 MediaTimeProperty attribute group semantics

Semantics of the `MediaTimePropertyGrp`:

Name	*Definition*
`MediaTimePropertyGrp`	Describes properties of a time line associated with AV media. The element that contains an instance of `MediaTimeProperty` attributes and all its sub-elements in a description define a subtree of the description where the property values are valid. To all instances of elements of type `MediaRelTimePoint`, `MediaRelIncrTimePoint` and `MediaIncrDuration` the values of `medaTimeBase` and `mediaTimeUnit` attributes which are instantiated in their nearest ancestor element in the description shall apply, except in the case that these elements themselves specify values for `mediaTimeBase` and `mediaTimeUnit`.
`mediaTimeBase`	Describes the time base of a relative time definition by referring to an element of `MediaTime` datatype, `MediaLocator` datatype or `mediaUri` datatype in the current description, as time base or temporal origin. In the second case the position of the `MediaLocator` with respect to the time line of the media is used as time base. In the last case the origin of the time line in the mediafile is used as time base. The context node of the XPath expression in this attribute is the element which contains this attribute.
`mediaTimeUnit`	Describes the duration of a small time interval called a time unit, to be used in the incremental specifications of relative time points and duration.

© ISO/IEC 2003 – All rights reserved
Copyright International Organization for Standardization
Provided by IHS under license with ISO
No reproduction or networking permitted without license from IHS
Not for Resale

6.4.17 MediaTime datatype examples (informative)

The `MediaTime datatype` can be used to describe a time segment whether it is a time point or a whole period using the time information of the AV content. For example the `MediaTime` datatype is used within the `MediaLocator` datatype.

Consider a video consisting of the following segments:

- Segment1: 0-0.1(sec)
- Segment2: 0.1-1(sec)
- Segment3: 1-10 (sec)
- Segment4: 10-20 (sec)
- Segment5: 20-1000 (sec)

The video and these segments are described using the `MediaTime` datatype in different ways in these examples. Remind that this is done to explain the possibilities of the `MediaTime` datatype. In a description usually only one of these possibilities are used throughout the document.

Segment 1 is described by using the start time of the video as time base: the XPath expression is applied relative to the context node which is the element in which the `mediaTimeBase` attribute is contained. For instance "../../MediaLocator[1]" specifies the first MediaLocator contained in the parent node in which also the MediaTime element is contained. Accordingly the time line of the located media element is used to specify the video segment by the start time and the duration of the segment.

```
<!-- Specification of the video location -->
<MediaLocator>
    <MediaUri>http://www.mpeg7.org/the_video.mpg</MediaUri>
</MediaLocator>

<!-- MediaTime for Segment1(0-0.1sec) -->
<MediaTime>
    <MediaRelTimePoint mediaTimeBase="../../MediaLocator[1]">PT0S</MediaRelTimePoint>
    <MediaDuration>PT1N10F</MediaDuration>
</MediaTime>
```

Segment 2 is also specified by the start time of the segment and the duration.

```
<!-- MediaTime for Segment2(0.1-1sec) -->
<MediaTime>
    <MediaRelTimePoint
        mediaTimeBase="../../MediaLocator[1]">PT1N10F</MediaRelTimePoint>
    <MediaDuration>PT9N10F</MediaDuration>
</MediaTime>
```

For segment 3 counting mediaTimeUnits are used for the specification of the start time and the duration. The `mediaTimeUnit` is specified as 1N which is 1/30 of a second according to 30F. But if needed a `mediaTimeUnit` for the exact sampling rate of NTSC of 29.97 Hz is also possible with: `mediaTimeUnit`="PT1001N30000F". For the representation of the exact sampling rate of 25Hz in the case of the PAL or SECAM video format the time unit shall be instatiated by `mediaTimeUnit`="PT1N25F".

```
<!-- MediaTime for Segment3(1-10sec) -->
<MediaTime>
    <MediaRelIncrTimePoint mediaTimeUnit="PT1N30F"
```

© ISO/IEC 2003 – All rights reserved

Copyright International Organization for Standardization
Provided by IHS under license with ISO
No reproduction or networking permitted without license from IHS
Not for Resale

```
        mediaTimeBase="../../MediaLocator[1]">30</MediaRelIncrTimePoint>
    <MediaIncrDuration mediaTimeUnit="PT1N30F">270</MediaIncrDuration>
</MediaTime>
```

The last segment again specifies the time using seconds and minutes.

```
<!-- MediaTime for Segment4(10-20sec) -->
<MediaTime>
    <MediaRelIncrTimePoint mediaTimeUnit="PT1N30F"
        mediaTimeBase="../../MediaLocator[1]">300</MediaRelIncrTimePoint>
    <MediaIncrDuration mediaTimeUnit="PT1N30F">300</MediaIncrDuration>
</MediaTime>
```

```
<!-- MediaTime for Segment5(20-1000sec) -->
<MediaTime>
    <MediaRelTimePoint
mediaTimeBase="../../MediaLocator[1]">PT20S</MediaRelTimePoint>
    <MediaDuration>PT16M20S</MediaDuration>
</MediaTime>
```

The duration may be described by counting `mediaTimeUnits` (in this case seconds) using `MediaIncrDuration` as follows:

```
<MediaIncrDuration mediaTimeUnit="PT1S">980</MediaIncrDuration>
```

For another example, consider a description of a video segment with its root segment specified as follows:

```
<MediaTime>
    <MediaTimePoint>1989-10-03T14:13:02:0F30</MediaTimePoint>
    <MediaIncrDuration mediaTimeUnit="PT1N30F">1340</MediaIncrDuration>
</MediaTime>
```

Since the video itself is assumed to have a frame rate of 30 frames per second, fractions of one second is set to 30F and the `mediaTimeUnit` is set to 1N. Thus, by specifying a segment of 1340 frames, the duration of the segment is also described. If needed the date can also be specified within the MediaTime. To describe a single frame in a video sequence, the frame numbers or the timestamps can be used as follows:

```
<MediaTime>
    <MediaRelIncrTimePoint mediaTimeUnit="PT1N30F"
        mediaTimeBase="../../MediaTime[1]">561</MediaRelIncrTimePoint>
</MediaTime>
```

In this last case, the 561st frame is referenced using the very beginning of the described segment as a start point (it is assumed that this is the first occurrence of a MediaTime Element). The video itself is displayed at a frame rate of 30 frames per second. In the example each frame is counted (1N) thus the timestamp is 18s:21.

Alternatively, timestamps can be used directly to relate elapsed time to the counted frames as follows:

```
<MediaTime>
    <MediaRelTimePoint
        mediaTimeBase="../../MediaTime[1]">PT18S21N</MediaRelTimePoint>
</MediaTime>
```


© ISO/IEC 2003 – All rights reserved
Copyright International Organization for Standardization
Provided by IHS under license with ISO
No reproduction or networking permitted without license from IHS
Not for Resale

Consider the case in which the video is divided into subsegments (e.g. a shot from 500 to 600) as follows:

```
<MediaTime>
   <MediaRelIncrTimePoint mediaTimeUnit="PT1N30F"
      mediaTimeBase="../../MediaTime[1]">500</MediaRelIncrTimePoint>
   <MediaIncrDuration mediaTimeUnit="PT1N30F">100</MediaIncrDuration>
</MediaTime>
```

The frame can be address within this segment as follows:

```
<MediaTime>
   <MediaRelIncrTimePoint mediaTimeUnit="PT1N30F"
      mediaTimeBase="../../../MediaTime">61</MediaRelIncrTimePoint>
</MediaTime>
```

In this case the start time of the shot (e.g. the parent node of the node which contains the present `MediaTime` datatype) is referenced as `mediaTimeBase`.

To avoid having to repeatedly describe `mediaTimeUnit` and `mediaTimeBase`, the `mediaTimeUnit` and `mediaTimeBase` attributes can be used in `VideoSegment` as follows:

```
<VideoSegment mediaTimeUnit="PT1N30F" mediaTimeBase="MediaLocator">
   <!-- more elements here -->
</VideoSegment>
```

If the `mediaTimeUnit` and `mediaTimeBase` attributes are instantiated in a video segment that is an ancestor of this instance, then the frame can be addressed as follows:

```
<VideoSegment mediaTimeUnit="PT1N30F" mediaTimeBase="MediaLocator">
   <TemporalDecomposition>
      <VideoSegment id="frame561">
         <MediaTime>
            <MediaRelIncrTimePoint>61</MediaRelIncrTimePoint>
         </MediaTime>
      </VideoSegment>
   </TemporalDecomposition>
</VideoSegment>
```

6.5 Media Locators

6.5.1 Introduction

To relate descriptions to content in general, a referencing mechanism called the `MediaLocator` is specified. The `MediaLocator` allows a referencing from the description to the media by two mechanisms: the `MediaUri` and the `InlineMedia`. The `MediaUri` is used to locate external media content whereas the `InlineMedia` includes the media content itself. The `StreamID` may be used to identify a stream within the located multimedia content.

For temporal media the `TemporalSegmentLocator` datatype can additionally instantiate the `MediaTime` or `BytePosition` to locate media chunks within this media content addressed by the basic `MediaLocator` datatype. For the location of images and frames a media time point or a `BytePosition` can be instantiated in addition to the mechanism supported in the basic `MediaLocator` datatype.

--`,,```,,,,````-`-`,,`,,`,`,,`---
© ISO/IEC 2003 – All rights reserved

Copyright International Organization for Standardization
Provided by IHS under license with ISO
No reproduction or networking permitted without license from IHS
Not for Resale

6.5.2 MediaLocator datatype

6.5.2.1 Introduction

The `MediaLocator` datatype serves as a basic datatype for locating described media in general. Based on the `MediaLocator` datatype more specific locators such as the `ImageLocator` datatype and the `TemporalSegmentLocator` datatype are derived.

The `MediaLocator` datatype can be composed of a `MediaUri` for locating a media element. The `InlineMedia` datatype enables an alternative method for locating media data, by embedding the media data into the description. In both cases a `StreamID` can identify a particular stream within the media consisting of multiple streams.

6.5.2.2 MediaLocator datatype syntax

```
<!-- ################################################ -->
<!--  Definition of MediaLocator datatype (6.5.2)  -->
<!-- ################################################ -->

<!-- Definition of MediaLocator datatype -->
<complexType name="MediaLocatorType">
   <sequence>
      <choice minOccurs="0">
         <element name="MediaUri" type="anyURI"/>
         <element name="InlineMedia" type="mpeg7:InlineMediaType"/>
      </choice>
      <element name="StreamID" type="nonNegativeInteger" minOccurs="0"/>
   </sequence>
</complexType>
```

6.5.2.3 MediaLocator datatype semantic

Semantics of the `MediaLocatorType`:

Name	*Definition*
`MediaLocatorType`	Describes the location of media data in general. The location of media data can be specified either by reference to the external media data using the `MediaUri` element or by embedding the media data within the description as an `InlineMedia` instance. If neither the `MediaUri` nor the `InlineMedia` is instantiated, the reference to the external media data is assumed to be specified elsewhere in the description. Furthermore, a particular stream within the media data consisting of multiple streams can be specified using the `StreamID` element. If no `StreamID` is present, it is assumed either that the media data contains only a single stream, or that all streams in the media data are located simultaneously.
`MediaUri`	Describes the location of external media data (optional).
`InlineMedia`	Describes inline media data embedded in the description (optional).
`StreamID`	Identifies a particular stream contained in the media data consisting of multiple streams (optional).

Copyright International Organization for Standardization
Provided by IHS under license with ISO
No reproduction or networking permitted without license from IHS
Not for Resale
© ISO/IEC 2003 – All rights reserved

6.5.3 InlineMedia datatype

6.5.3.1 Introduction

The `InlineMedia` datatype is used to embed binary-encoded multimedia data in a textual description. The multimedia data contained in an `InlineMedia` description may be either essence data or multimedia data representing other essence data - this depends on its context. The `InlineMedia` datatype enables the description of multimedia data located within the description itself, without having to refer to a location external to the description.

6.5.3.2 InlineMedia datatype syntax

```
<!-- ################################################ -->
<!--  Definition of InlineMedia datatype (6.5.3)  -->
<!-- ################################################ -->

<!-- Definition of InlineMedia datatype -->
<complexType name="InlineMediaType">
   <choice>
      <element name="MediaData16" type="hexBinary"/>
      <element name="MediaData64" type="base64Binary"/>
   </choice>
   <attribute name="type" type="mpeg7:mimeType" use="required"/>
</complexType>
```

6.5.3.3 InlineMedia datatype semantics

Semantics of the `InlineMediaType`:

Name	*Definition*
`InlineMediaType`	Describes media data embedded in the description.
`MediaData16`	Describes binary media data encoded as a textual string in base-16 format.
`MediaData64`	Describes binary media data encoded as a textual string in base-64 format.
`type`	Describes the MIME type of media data.

6.5.3.4 InlineMedia datatype examples (informative)

The `InlineMedia` datatype enables for instance an embedding of small audio clips and image thumbnails in the description, without having to refer to external data. An example is as follows.

```
<MyInlineMedia type="image/jpeg">
      <MediaData16>98A34F10C5094538AB9387362522DA3</MediaData16>
</MyInlineMedia>
```

© ISO/IEC 2003 – All rights reserved

Copyright International Organization for Standardization
Provided by IHS under license with ISO
No reproduction or networking permitted without license from IHS
Not for Resale

6.5.4 TemporalSegmentLocator datatype

6.5.4.1 Introduction

The `TemporalSegmentLocator` describes the location of temporal media data such as video and audio. The localization within a target temporal media data can be described using either the media time information or the byte location information.

6.5.4.2 TemporalSegmentLocator datatype syntax

```
<!-- ######################################################## -->
<!--  Definition of TemporalSegmentLocator datatype (6.5.4)  -->
<!-- ######################################################## -->

<!-- Definition of TemporalSegmentLocator datatype -->
<complexType name="TemporalSegmentLocatorType">
   <complexContent>
      <extension base="mpeg7:MediaLocatorType">
         <choice minOccurs="0">
            <element name="MediaTime" type="mpeg7:MediaTimeType"/>
            <element name="BytePosition">
               <complexType>
                  <attribute name="offset" type="nonNegativeInteger"
                             use="required"/>
                  <attribute name="length" type="positiveInteger"
                             use="optional"/>
               </complexType>
            </element>
         </choice>
      </extension>
   </complexContent>
</complexType>
```

6.5.4.3 TemporalSegmentLocator datatype semantics

Semantics of the `TemporalSegmentLocatorType`:

Name	*Definition*
`TemporalSegmentLocatorType`	Describes the location of temporal media data such as video and audio. A localization within a target temporal media data can be specified using either the `MediaTime` or the `BytePosition` element. If neither the `MediaTime` nor the `BytePosition` element is instantiated, an entire temporal media data is localized.
`MediaTime`	Describes the localization of a partial temporal segment within a given temporal media data using a time point or a time point and duration (optional). If the MediaUri or the InlineMedia is instantiated the time base of a relative time specification is set to the time line of the media by default and shall not be instantiated. If only the time point is specified, the segment is "open-ended," i.e., the end time of the segment corresponds to the end time of the located media data.
`BytePosition`	Describes the localization of a partial temporal segment within a given temporal media data using the numbers of byte offset and byte length (optional). If only the byte offset is specified, the segment is "open-ended," i.e., the end of the segment corresponds to the end of the located media data.

© ISO/IEC 2003 – All rights reserved
Copyright International Organization for Standardization
Provided by IHS under license with ISO
No reproduction or networking permitted without license from IHS
Not for Resale

Name	*Definition*
`offset`	Describes the byte offset, i.e., the number of bytes to be skipped from the beginning of the media data specified by the `MediaURI` or `InlineMedia` element.
`length`	Describes the length of the segment data in number of bytes (optional).

6.5.5 ImageLocator datatype

6.5.5.1 Introduction

The `ImageLocator` describes the location of media data such as an image or a video frame. The localization within a target temporal media data can be described using either the media time information or the byte location information.

6.5.5.2 ImageLocator datatype syntax

```
<!-- ################################################ -->
<!--  Definition of ImageLocator datatype (6.5.5)  -->
<!-- ################################################ -->

<!-- Definition of ImageLocator datatype -->
<complexType name="ImageLocatorType">
   <complexContent>
      <extension base="mpeg7:MediaLocatorType">
         <choice minOccurs="0">
            <element name="MediaTimePoint" type="mpeg7:mediaTimePointType"/>
            <element name="MediaRelTimePoint"
                     type="mpeg7:MediaRelTimePointType"/>
            <element name="MediaRelIncrTimePoint"
                     type="mpeg7:MediaRelIncrTimePointType"/>
            <element name="BytePosition">
               <complexType>
                  <attribute name="offset" type="nonNegativeInteger"
                             use="required"/>
                  <attribute name="length" type="positiveInteger"
                             use="optional"/>
               </complexType>
            </element>
         </choice>
      </extension>
   </complexContent>
</complexType>
```

6.5.5.3 ImageLocator datatype semantics

Semantics of the `ImageLocatorType`:

Name	*Definition*
`ImageLocatorType`	Describes the location of media data such as an image or a video frame. The temporal position of the target media data within the temporal media data can be specified using one of the media time points (`MediaTimePoint`, the `MediaRelTimePoint` and the `MediaRelIncrTimePoint`) or the `BytePosition`.

© ISO/IEC 2003 – All rights reserved
--`,,```,,,,````-`-`,,`,,`,`,,`---
Copyright International Organization for Standardization
Provided by IHS under license with ISO
No reproduction or networking permitted without license from IHS
Not for Resale

Name	*Definition*
`MediaTimePoint`	Describes the temporal position of the spatial media data within the temporal media data, which is represented based on the `MediaTimePoint` datatype (optional).
`MediaRelTimePoint`	Describes the temporal position of the spatial media data within the temporal media data, which is represented based on the `MediaRelTimePoint` datatype (optional). If the MediaUri or the InlineMedia is instantiated the time base of the relative time specification is set to the time line of the media by default and shall not be instantiated.
`MediaRelIncrTimePoint`	Describes the temporal position of the spatial media data within the temporal media data, which is represented based on the `MediaRelIncrTimePoint` datatype (optional). If the MediaUri or the InlineMedia is instantiated the time base of the relative time specification is set to the time line of the media by default and shall not be instantiated.
`BytePosition`	Describes the position of the media data using the number of byte offset (optional).
`offset`	Describes the byte offset, i.e., the number of bytes to be skipped from the beginning of the media data specified by the `MediaURI` or `InlineMedia` element.
`length`	Describes the length of the image data in number of bytes (optional).

6.5.6 MediaLocator datatype examples (informative)

In the following example the location of a video segment is specified by the URI of a video file and the relative start time with respect to the beginning of the file and the duration of the segment.

```
<MyTemporalSegmentLocator>
    <MediaUri>http://www.mpeg7.org/demo.mpg</MediaUri>
    <MediaTime>
       <MediaRelTimePoint mediaTimeBase="../../MediaUri">PT3S</MediaRelTimePoint>
       <MediaDuration>PT10S</MediaDuration>
    </MediaTime>
</MyTemporalSegmentLocator>
```

In the following example, the `MediaLocator` refers to a particular stream within an MPEG-4 file.

```
<MyMediaLocator>
    <MediaUri>http://www.mpeg7.org/demo.mp4</MediaUri>
    <StreamID>1</StreamID>
</MyMediaLocator>
```

In the third example, the media data is located using a byte-offset from the start of a known file.

```
<MyImageLocator>
    <MediaUri>http://www.mpeg7.org/demo.ppm</MediaUri>
    <BytePosition offset="1024"/>
</MyImageLocator>
```


© ISO/IEC 2003 – All rights reserved
Copyright International Organization for Standardization
Provided by IHS under license with ISO
No reproduction or networking permitted without license from IHS
Not for Resale

7 Basic description tools

7.1 Introduction

This clause defines the basic tools, which are used as components for building other description tools. The basic tools are used in this part of the standard (ISO/IEC 15039-5) and also in the audio (see ISO/IEC 15938-4) and visual (see ISO/IEC 15938-3) parts of this standard. The tools defined in this clause are as follows.

Table 9 — Overview of Basic Description Tools

Tool	*Functionality*
Language Identification	Describes the language of a textual description or of the multimedia content. This standard uses the XML defined `xml:lang` attribute to identify the language used to write a textual description.
Text Annotation	Describes unstructured and structured textual annotations. Unstructured annotations (i.e. with free text) are represented using the `FreeTextAnnotation` datatype. Annotations that are structured in terms of answering the questions "Who? What? Where? How? Why?" are represented using the `StructuredAnnotation` datatype. Annotations structured as a set of keywords are represented using the `KeywordAnnotation` datatype. Finally, annotations structured by syntactic dependency relations—for example, the relation between a verb phrase and its subject—are represented using the `DependencyStructure` datatype.
Classification Schemes and Terms	Describes language-independent terms for use in multimedia descriptions and schemes for classifying a domain using a set of such terms. The `ClassificationScheme` DS describes a vocabulary for classifying a subject area as a set of terms organized into a hierarchy. A term defined in a classification scheme is used in a description with the `TermUse` or `ControlledTermUse` datatypes. Graphical classification schemes are schemes for classifying where the terms in the scheme are themselves graphs. Such schemes can be used as structural templates, for validating of graph-based descriptions, and for graph productions.
Agents	Describes agents, including persons, groups of persons, and organizations. The `Person` DS represents a person, the `PersonGroup` DS a group of persons, and the `Organization` DS an organization of people.
Places	Describes geographical locations. The `Place` DS is used to describe real and fictional places.
Graphs and Relations	Describes relations and graph structures. The `Relation` DS is a tool for representing named relations between instances of description tools. The `Graph` DS organizes relations into a graph structure.
Ordering	Describes hints for ordering descriptions
Affective Description	Describes an audience's affective response to multimedia content.
Phonetic Description	Describes the pronunciations of a set of words.

© ISO/IEC 2003 – All rights reserved

Copyright International Organization for Standardization
Provided by IHS under license with ISO
No reproduction or networking permitted without license from IHS
Not for Resale

7.2 Language identification

7.2.1 Introduction

Two situations require language identification in this standard:

- **Description Language:** indicates the language in which a textual description is written.
- **Content Language:** indicates the language properties of the multimedia content being described.

The `xml:lang` attribute shall be used to indicate the language of a description, for example, to specify the language in which a textual annotation is written. When the language of the multimedia content is being indicated the DDL `language` datatype shall be used, for example, to specify the language of an audio track in a video.

7.2.2 xml:lang attribute

7.2.2.1 Introduction

The `xml:lang` attribute, which is defined in the XML 1.0 specification, specifies the language of a textual description.

Note: All description tools that need to indicate the language of their description shall declare this attribute explicitly and declare the attribute by referencing the definition for the `xml:lang` attribute.

7.2.2.2 xml:lang attribute syntax

The `xml:lang` attribute is defined in the XML 1.0 specification. While a definition of this attribute does not actually exist in DDL, the following definition shall be assumed to exist:

```
<attribute name="xml:lang" type="language"/>
```

7.2.2.3 xml:lang attribute semantics

Semantics of the `xml:lang` attribute:

Name	*Definition*
`xml:lang`	Describes the language of a textual description using the XML language attribute.

The possible values of the language code are as defined in the DDL `language` datatype (see ISO/IEC 15938-2). When the `xml:lang` attribute is specified for an XML element and that XML element contains other XML elements, the behavior is as defined in the XML 1.0 specification: "the intent declared with `xml:lang` is considered to apply to all attributes and content of the element where it is specified, unless overridden with an instance of `xml:lang` on another element within that content."

To use this attribute within a description tool, the following form shall be used:

```
<attribute ref="xml:lang" use="optional"/>
```


© ISO/IEC 2003 – All rights reserved
Copyright International Organization for Standardization
Provided by IHS under license with ISO
No reproduction or networking permitted without license from IHS
Not for Resale

7.2.2.4 xml:lang attribute examples (informative)

The following example shows the use of the `xml:lang attribute` for describing the language of text in a text annotation. In this example, the `TextAnnotation` describes the language of the description as English ("en"). This applies to the text of the elements contained within the `TextAnnotation`. For example, the language of the keyword "dog" is English. However, since `xml:lang` gives a value of "fr" for keyword "chien," the language for this keyword is French.

```
<TextAnnotation xml:lang="en">
   <KeywordAnnotation>
      <Keyword> dog </Keyword>
      <Keyword xml:lang="fr"> chien </Keyword>
   </KeywordAnnotation>
</TextAnnotation>
```

7.2.3 language datatype

7.2.3.1 Introduction

The `xsd:language` datatype, which is a built-in simple datatype in DDL (see ISO/IEC 15938-2), represents natural language identifiers.

7.2.3.2 language datatype syntax

The syntax of this datatype is defined in the DDL specification.

7.2.3.3 language datatype semantics

The `xsd:language` identifier contained within the language code shall be the primary method of designating the language of the target multimedia content. Appending a sub-code to indicate a country is an optional, secondary method for further restricting the language.

7.2.3.4 language datatype examples (informative)

The `xsd:language` datatype is used for identifying the language properties of the multimedia content. For example, to indicate the language used in the audio, the written language of subtitles, or a user's preferred language for viewing content. The following example describes a preferred language of English.

```
<PreferredLanguage>en</PreferredLanguage>
```

7.3 Textual annotation

7.3.1 Introduction

This subclause specifies tools for representing textual description and textual annotations.

7.3.2 Textual datatypes

7.3.2.1 Introduction

The `TextualBase` datatype provides a base from which other kinds of textual description tools are derived. It can also be used in the definitions of tools that contain textual descriptions. An optional attribute, xml:lang, is used to specify the language of the contained text.

© ISO/IEC 2003 – All rights reserved

Copyright International Organization for Standardization
Provided by IHS under license with ISO
No reproduction or networking permitted without license from IHS
Not for Resale

The Textual datatype, derived from the TextualBase datatype, is a non-abstract type that is used for simple textual descriptions.

7.3.2.2 Textual datatypes syntax

```
<!-- ######################################### -->
<!--  Definition of Textual datatypes (7.3.2)  -->
<!-- ######################################### -->

<!-- Definition of TextualBase datatype -->
<complexType name="TextualBaseType" abstract="true">
   <simpleContent>
      <extension base="string">
         <attribute ref="xml:lang" use="optional"/>
         <attribute name="phoneticTranscription" use="optional">
            <simpleType>
               <list itemType="mpeg7:PhoneType"/>
            </simpleType>
         </attribute>
         <attribute name="phoneticAlphabet" type="mpeg7:phoneticAlphabetType"
            use="optional" default="sampa"/>
      </extension>
   </simpleContent>
</complexType>

<!-- Definition of Textual datatype -->
<complexType name="TextualType">
   <simpleContent>
      <extension base="mpeg7:TextualBaseType"/>
   </simpleContent>
</complexType>
```

7.3.2.3 Textual datatypes semantics

Semantics of the TextualBaseType:

Name	Definition
TextualBaseType	Abstract base type for textual descriptions. This type includes the xml:lang attribute for identifying the language in which the description is written and can contain a phonetic transcription of the text
xml:lang	Indicates the language in which the textual description is written (optional). If no value is specified for this attribute, the value of the xml:lang attribute is inherited from the closest containing element that specifies a value for xml:lang.
phoneticTranscription	Describes a phonetic transcription of the text using a phonetic alphabet. The transcription is represented as a list of phones (i.e. PhoneType). The defintion for PhoneType is given in ISO/IEC 15938-4.
phoneticAlphabet	Describes the phonetic alphabet that is used for the transcription in phoneticTranscription, e.g. IPA (International Phonetic Association alphabet). The specification of the phoneticAlphabetType is given in ISO/IEC 15938-4.

© ISO/IEC 2003 – All rights reserved
Copyright International Organization for Standardization
Provided by IHS under license with ISO
No reproduction or networking permitted without license from IHS
Not for Resale

Semantics of the TextualType:

Name	Definition
TextualType	Describes a textual description. TextualType is a concrete type derived from the abstract TextualBaseType. This type includes the xml:lang attribute for identifying the language in which the description is written and can contain a phonetic transcription of the text

7.3.2.4 Textual datatypes example (informative)

The following example description excerpt shows the use of TextualType for describing the free text in English: "The Giants win the pennant."

```
<Textual xml:lang="en">
   The Giants win the pennant.
</Textual>
```

7.3.3 TextAnnotation datatype

7.3.3.1 Introduction

The TextAnnotation datatype represents a textual annotation using several different forms: free text, structured annotation, keyword annotation, or dependency structure. It can contain multiple forms of an annotation including translations in multiple languages, or a combination of both structured and unstructured descriptions of the same annotation.

7.3.3.2 TextAnnotation datatype syntax

```
<!-- ################################################  -->
<!--  Definition of TextAnnotation datatype (7.3.3)   -->
<!-- ################################################  -->

<!-- Definition of TextAnnotation datatype -->
<complexType name="TextAnnotationType">
   <choice minOccurs="1" maxOccurs="unbounded">
      <element name="FreeTextAnnotation" type="mpeg7:TextualType"/>
      <element name="StructuredAnnotation" type="mpeg7:StructuredAnnotationType"/>
      <element name="DependencyStructure" type="mpeg7:DependencyStructureType"/>
      <element name="KeywordAnnotation" type="mpeg7:KeywordAnnotationType"/>
   </choice>
   <attribute name="relevance" type="mpeg7:zeroToOneType" use="optional"/>
   <attribute name="confidence" type="mpeg7:zeroToOneType" use="optional"/>
   <attribute ref="xml:lang"/>
</complexType>
```

7.3.3.3 TextAnnotation datatype semantics

Semantics of the TextAnnotationType:

Name	*Definition*
TextAnnotationType	Describes a textual annotation using different possible formats: free text, dependency-structured text, structured text annotation, or keywords.

© ISO/IEC 2003 – All rights reserved

Copyright International Organization for Standardization
Provided by IHS under license with ISO
No reproduction or networking permitted without license from IHS
Not for Resale

Name	*Definition*
	An arbitrary number of textual descriptions can be grouped together. The grouping implies that the annotations are variations – in different formats or languages – of each other.
`FreeTextAnnotation`	Describes a free text annotation.
`StructuredAnnotation`	Describes a thematically structured annotation.
`DependencyStructure`	Describes a textual annotation with a syntactic parse based on dependency structures.
`KeywordAnnotation`	Describes a keyword annotation.
`relevance`	Identifies the relevance of the text annotation to item being described (optional). Relevance is specified on a zero-to-one scale, where zero indicates no relevance and one indicates highest relevance.
`confidence`	Indicates the confidence in the correctness of the text annotation (optional). Confidence is specified on a zero-to-one scale, where zero indicates no confidence and one indicates highest confidence.
`xml:lang`	Indicates the language of the textual annotation.

7.3.3.4 TextAnnotation datatype examples (informative)

The following example shows the use of the `TextAnnotation datatype` for annotating a video depicting the events "Tanaka throws a small ball to Yamada. Yamada catches the ball with his left hand." In this example, alternative expressions are given for describing the events as follows:

- **Free text annotation**. This is simply an English description of what happened in the scene without any structuring.
- **Structured text annotation**. In this case the annotation is more structured; "Yamada" is identified as the `who` and the ball he is throwing as the `what` in the annotation. Also, Yamada is identified using a term "`urn:people:TANAKA100`" from a classification scheme for identifying people (identified as "`urn:people`").

```
<Mpeg7>
   <Description xsi:type="ContentEntityType">
      <MultimediaContent xsi:type="VideoType">
         <Video>
            <MediaLocator>
               <MediaUri>video.mpg</MediaUri>
            </MediaLocator>
            <TextAnnotation>
               <FreeTextAnnotation xml:lang="en">
                  Tanaka throws a small ball to Yamada.
                  Yamada catches the ball with his left hand.
               </FreeTextAnnotation>
               <StructuredAnnotation>
                  <Who href="urn:people:TANAKA100">
                     <Name xml:lang="en">Tanaka</Name>
                  </Who>
                  <Who>
                     <Name xml:lang="en"> Yamada </Name>
```


Copyright International Organization for Standardization
Provided by IHS under license with ISO
No reproduction or networking permitted without license from IHS
Not for Resale
© ISO/IEC 2003 – All rights reserved

```
                    </Who>
                    <WhatObject>
                        <Name xml:lang="en"> A small ball </Name>
                    </WhatObject>
                    <WhatAction>
                        <Name xml:lang="en"> Tanaka throws a small ball to Yamada.
                        </Name>
                    </WhatAction>
                    <WhatAction>
                        <Name xml:lang="en"> Yamada catches the ball with his left
                            hand. </Name>
                    </WhatAction>
                </StructuredAnnotation>
            </TextAnnotation>
        </Video>
    </MultimediaContent>
</Description>
</Mpeg7>
```

7.3.4 StructuredAnnotation datatype

7.3.4.1 Introduction

The `StructuredAnnotation` datatype represents an annotation structured in terms of actions, animate object (people and animals), objects, action, places, time, purposes, and manner.

7.3.4.2 StructuredAnnotation datatype syntax

```
<!-- ######################################################## -->
<!--  Definition of StructuredAnnotation datatype (7.3.4)  -->
<!-- ######################################################## -->

<!-- Definition of StructuredAnnotation datatype -->
<complexType name="StructuredAnnotationType">
    <sequence>
        <element name="Who" type="mpeg7:TermUseType"
            minOccurs="0" maxOccurs="unbounded"/>
        <element name="WhatObject" type="mpeg7:TermUseType"
            minOccurs="0" maxOccurs="unbounded"/>
        <element name="WhatAction" type="mpeg7:TermUseType"
            minOccurs="0" maxOccurs="unbounded"/>
        <element name="Where" type="mpeg7:TermUseType"
            minOccurs="0" maxOccurs="unbounded"/>
        <element name="When" type="mpeg7:TermUseType"
            minOccurs="0" maxOccurs="unbounded"/>
        <element name="Why" type="mpeg7:TermUseType"
            minOccurs="0" maxOccurs="unbounded"/>
        <element name="How" type="mpeg7:TermUseType"
            minOccurs="0" maxOccurs="unbounded"/>
    </sequence>
    <attribute ref="xml:lang" use="optional"/>
</complexType>
```

© ISO/IEC 2003 – All rights reserved

Copyright International Organization for Standardization
Provided by IHS under license with ISO
No reproduction or networking permitted without license from IHS
Not for Resale

7.3.4.3 StructuredAnnotation datatype semantics

Semantics of the `StructuredAnnotationType`:

Name	*Definition*
`StructuredAnnotationType`	Describes a structured textual annotation in terms of who (people and animals), what object, what action, where (places), when (time), why (purpose), and how.
`Who`	Describes animate objects or beings (people and animals) or legal persons (organizations and person groups) using either free text or a term from a classification scheme.
`WhatObject`	Describes inanimate objects using either free text or a term from a classification scheme.
`WhatAction`	Describes actions using either free text or a term from a classification scheme.
`Where`	Describes a place using either free text or a term from a classification scheme.
`When`	Describes a time using either free text or a term from a classification scheme.
`Why`	Describes a purpose or reason using either free text or a term from a classification scheme.
`How`	Describes a manner using either free text or a term from a classification scheme.

7.3.4.4 StructuredAnnotation datatype examples (informative)

The following example desription excerpt shows the use of the `StructuredAnnotation` datatype for describing a structured annotation for a video in which "Mr. Jones tips the canoe."

```
<StructuredAnnotation>
    <Who>
        <Name xml:lang="en">Mr. Jones</Name>
    </Who>
    <WhatObject>
        <Name xml:lang="en"> Canoe </Name>
    </WhatObject>
    <WhatAction>
        <Name xml:lang="en"> Tips </Name>
    </WhatAction>
</StructuredAnnotation>
```

7.3.5 KeywordAnnotation datatype

7.3.5.1 Introduction

The `KeywordAnnotation` datatype represents an annotation as a set of keywords.

7.3.5.2 KeywordAnnotation datatype syntax

```
<!-- ################################################ -->
<!--  Definition of KeywordAnnotation datatype (7.3.5)  -->
<!-- ################################################ -->
```


© ISO/IEC 2003 – All rights reserved
Copyright International Organization for Standardization
Provided by IHS under license with ISO
No reproduction or networking permitted without license from IHS
Not for Resale

```
<!-- Definition of KeywordAnnotation datatype -->
<complexType name="KeywordAnnotationType">
   <sequence>
      <element name="Keyword" minOccurs="1" maxOccurs="unbounded">
         <complexType>
            <simpleContent>
               <extension base="mpeg7:TextualType">
                  <attribute name="type" use="optional" default="main">
                     <simpleType>
                        <restriction base="NMTOKEN">
                           <enumeration value="main"/>
                           <enumeration value="secondary"/>
                           <enumeration value="other"/>
                        </restriction>
                     </simpleType>
                  </attribute>
               </extension>
            </simpleContent>
         </complexType>
      </element>
   </sequence>
   <attribute ref="xml:lang" use="optional"/>
</complexType>
```

7.3.5.3 KeywordAnnotation datatype semantics

Semantics of the `KeywordAnnotationType`:

Name	*Definition*
`KeywordAnnotationType`	Describes an annotation represented as a set of keyword phrases.
`Keyword`	Describes one keyword. A keyword can be a single word or an entire phrase made up of multiple words. For example, "President of the United States" can be treated as a keyword.
`type`	Indicates the type of keyword. The following values shall be used: • *main* – The keyword is the main or primary keyword. This designates that this keyword is considered important or characteristic. • *secondary* – The keyword is an alternative keyword. This designates that this keyword is considered less important or relevant than a "main" keyword. • *other* – The keyword is an other keyword. This designates that this keyword is considered less important or relevant than either a "main" or a "secondary" keyword.
`xml:lang`	Identifies the language in which the keywords are written.

7.3.5.4 KeywordAnnotation datatype examples (informative)

The following example shows the use of the `KeywordAnnotation` datatype for describing a video about the U.S. presidential election using keywords:

```
<Mpeg7>
```

--`,,```,,,,````-`-`,,`,,`,`,,`---

© ISO/IEC 2003 – All rights reserved

Copyright International Organization for Standardization
Provided by IHS under license with ISO
No reproduction or networking permitted without license from IHS
Not for Resale

```
    <Description xsi:type="ContentEntityType">
       <MultimediaContent xsi:type="VideoType">
          <Video>
             <TextAnnotation>
                <KeywordAnnotation xml:lang="en">
                   <Keyword>United States of America</Keyword>
                   <Keyword>Presidential election</Keyword>
                </KeywordAnnotation>
             </TextAnnotation>
          </Video>
       </MultimediaContent>
    </Description>
</Mpeg7>
```

7.3.6 DependencyStructure datatype

7.3.6.1 Introduction

The `DependencyStructure` datatype represents the structure of a text annotation based on the syntactic dependency structure of the grammatical elements making up a sentence. It is based on a linguistic theory called dependency grammar, which explains a sentence's grammatical structure in terms of the dependencies between its elements. A syntactic constituent, such as a sentence and a noun phrase, contains a governor and a number of dependents whose number and type is determined by properties of the governor. For example, in "Tom likes fruits.“, the verb, *like*, is the governor, and its dependents are the nouns, *Tom* and *fruits*. The governor *like* requires both a subject *Tom* and an object *fruits*. The two dependents make different contributions to the meaning of the whole - the subject Tom contributes the `like-er' and the object fruits contributes the `like-ee'. What distinguishes a governor is that it allows its dependents to appear. For example, in *Mary bought red apples*, red is linked to the rest of the sentence via its governor apples. *Without* apples*,* red *could not appear in the sentence.*

Because dependency structure can be translated easily into a formal logical representation of the semantics of a sentence, it is used in some systems for understanding and translating languages. The DependencyStructure datatype supports text annotation based retrieval where inter-element relationships such as "A gives B to C" are specified, which cannot be expressed solely by Boolean operators (AND/OR) and keywords. The dependency structure of a sentence is represented using a dependency tree as shown in Figure 5. Nodes of the tree are labeled with all the structural primitives of the sentence, which usually correspond to words. Each edge represents a dependency between the connected primitives. The edges can be labeled with names of the dependency relations. The tree consists of subtrees; each of which contains a governor and a set of dependents. In the diagram, the dependents at the end of the arrows depend on the governor at the beginning of the arrow.

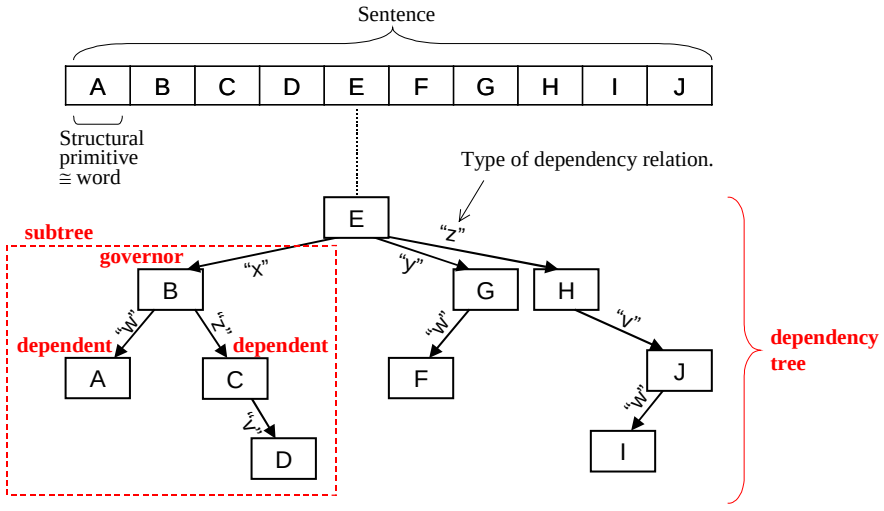

Figure 5 — Illustration of the dependency structure among the governors and dependents of a sentence

The syntactic structure representation used in the DependencyStructure datatype is based on the following:

--`,,```,,,,````-`-`,,`,,`,`,,`---

© ISO/IEC 2003 – All rights reserved
Copyright International Organization for Standardization
Provided by IHS under license with ISO
No reproduction or networking permitted without license from IHS
Not for Resale

- The structural primitive is called a word-form.
- Each word-form depends directly on only one other word-form.
- One and only one word-form is independent—i.e. has no governor – in a sentence. (Node labeled "E" in Figure 5 is independent.). All others depend directly on some word-form.
- A sentence is a complete textual unit, which is the largest unit of syntactic analysis.

The `DependencyStructure` datatype represents the dependency tree of a sentence as a nested set of XML elements. A `Phrase` element, whose content model is specified by the `DependencyStructurePhraseType`, represents one subtree in the dependency tree and contains a single `Head` (or `CompoundHead`) and zero or more child `Phrases`. A phrase is defined as a syntactic constituent consisting of several word-forms that can be structured based on the dependency relations and build up one subtree. A head is a word-form corresponding to the top most node in the subtree. Each child phrase occurring in the parent phrase represents a 'sub-'subtree and there are dependency relations among word-forms that are heads of parent and child phrases. For example, in phrase *the book on the desk in the room*, *in* is a head of the prepositional phrase *in the room*; this *in* is a dependent of *desk*, which is the head of a larger phrase *the desk in the room*; that in its turn is the dependent of *on*, forming a larger prepositional phrase *on the desk in the room*, which is itself a dependent of *book*.

A dependency relation exists between a head word-form of a parent phrase, i.e., a governor, and a head word-form of its child phrase, i.e., a dependent. In the following subclauses, this relationship is expressed as "a [child] *phrase* depends on a *head* [of its parent phrase]."

In some cases, the structure of a phrase in a sentence cannot be represented by dependency. For example, in *Tom and Mary walk, Tom and Mary* forms a coordination structure in which word-forms are joined by means of a coordinating conjunction and none of them can be said to depend on any other. The `NonDependencyStructurePhraseType` is defined to represent a non-dependency structure of such a phrase. Being instantiated as a `CompoundHead` element, the type can encapsulate the non-dependency structure and make it a node of the dependency tree.

7.3.6.2 DependencyStructure datatype syntax

```
<!-- ######################################################## -->
<!--  Definition of Dependency Structure datatypes (7.3.6)  -->
<!-- ######################################################## -->

<!-- Definition of DependencyStructure datatype -->
<complexType name="DependencyStructureType">
   <sequence>
      <element name="Sentence"
         type="mpeg7:DependencyStructurePhraseType"
         minOccurs="1" maxOccurs="unbounded"/>
   </sequence>
   <attribute ref="xml:lang" use="optional"/>
</complexType>

<!-- Definition of DependencyStructurePhrase datatype -->
<complexType name="DependencyStructurePhraseType">
   <sequence>
      <choice minOccurs="0" maxOccurs="unbounded">
         <element name="Quotation" type="mpeg7:DependencyStructurePhraseType"/>
         <element name="Phrase" type="mpeg7:DependencyStructurePhraseType"/>
      </choice>
      <choice>
         <element name="Head" type="mpeg7:WordFormType"/>
         <element name="CompoundHead"
```

--`,,```,,,,````-`-`,,`,,`,`,,`---

© ISO/IEC 2003 – All rights reserved

Copyright International Organization for Standardization
Provided by IHS under license with ISO
No reproduction or networking permitted without license from IHS
Not for Resale

```
                type="mpeg7:NonDependencyStructurePhraseType"/>
        </choice>
        <choice minOccurs="0" maxOccurs="unbounded">
            <element name="Quotation" type="mpeg7:DependencyStructurePhraseType"/>
            <element name="Phrase" type="mpeg7:DependencyStructurePhraseType"/>
        </choice>
    </sequence>
    <attribute name="id" type="ID" use="optional"/>
    <attribute name="equal" type="IDREF" use="optional"/>
    <attribute name="operator" use="optional">
        <simpleType>
            <union memberTypes="mpeg7:dependencyOperatorType
mpeg7:termReferenceType"/>
        </simpleType>
    </attribute>
    <attribute name="functionWord" type="string" use="optional"/>
    <attribute name="synthesis" type="NMTOKEN" use="optional" fixed="dependency"/>
</complexType>

<!-- Definition of WordForm datatype -->
<complexType name="WordFormType">
    <simpleContent>
        <extension base="string">
            <attribute name="terms" use="optional">
                <simpleType>
                    <list itemType="mpeg7:termReferenceType"/>
                </simpleType>
            </attribute>
            <attribute name="id" type="ID" use="optional"/>
            <attribute name="equal" type="IDREF" use="optional"/>
            <attribute name="type" use="optional">
                <simpleType>
                    <list>
                        <simpleType>
                            <union>
                                <simpleType>
                                <restriction base="NMTOKEN">
                                        <enumeration value="noun"/>
                                        <enumeration value="pronoun"/>
                                        <enumeration value="adjective"/>
                                        <enumeration value="verb"/>
                                        <enumeration value="adverb"/>
                                        <enumeration value="conjunction"/>
                                        <enumeration value="preposition"/>
                                        <enumeration value="postposition"/>
                                        <enumeration value="article"/>
                                        <enumeration value="interjection"/>
                                    </restriction>
                                </simpleType>
                                <simpleType>
                                    <restriction base="mpeg7:termReferenceType"/>
                                </simpleType>
                            </union>
                        </simpleType>
                    </list>
                </simpleType>
            </attribute>
            <attribute name="baseForm" type="string" use="optional"/>
        </extension>
    </simpleContent>
```


Copyright International Organization for Standardization
Provided by IHS under license with ISO
No reproduction or networking permitted without license from IHS
Not for Resale
© ISO/IEC 2003 – All rights reserved

```
</complexType>

<!-- Definition of NonDependencyStructurePhrase datatype -->
<complexType name="NonDependencyStructurePhraseType">
   <choice minOccurs="2" maxOccurs="unbounded">
      <element name="Quotation" type="mpeg7:DependencyStructurePhraseType"/>
   <element name="Phrase" type="mpeg7:DependencyStructurePhraseType"/>
      <element name="Word" type="mpeg7:WordFormType"/>
      <element name="NonDependencyPhrase"
         type="mpeg7:NonDependencyStructurePhraseType"/>
   </choice>
   <attribute name="id" type="ID" use="optional"/>
   <attribute name="equal" type="IDREF" use="optional"/>
   <attribute name="synthesis" use="optional" default="unspecified">
      <simpleType>
         <restriction base="NMTOKEN">
            <enumeration value="unspecified"/>
            <enumeration value="coordination"/>
         </restriction>
      </simpleType>
   </attribute>
</complexType>

<!-- Definition of dependencyOperator datatype -->
<simpleType name="dependencyOperatorType">
   <restriction base="NMTOKEN">
      <enumeration value="subject"/>
      <enumeration value="object"/>
      <enumeration value="indirectObject"/>
      <enumeration value="predicate"/>
      <enumeration value="expletive"/>
      <enumeration value="nonRestrictive"/>
   </restriction>
</simpleType>
```

7.3.6.3 DependencyStructure datatype semantics

Semantics of the `DependencyStructureType`:

Name	*Definition*
`DependencyStructureType`	Describes a textual annotation with a syntactic parse tree consisting of dependency relations. A dependency relation holds between a governor (or head) and its dependents. The parse tree, called a dependency tree, is represented by including dependent elements within their governing element.
`Sentence`	Describes a phrase that is syntactically complete and does not depend on any other elements. This is the top-level phrase corresponding to the whole dependency tree.
`xml:lang`	Indicates the language used in this `DependencyStructure`.

© ISO/IEC 2003 – All rights reserved

Copyright International Organization for Standardization
Provided by IHS under license with ISO
No reproduction or networking permitted without license from IHS
Not for Resale

Semantics of the DependencyStructurePhraseType:

Name	*Definition*
DependencyStructurePhraseType	A phrase, which represents one subtree in the dependency tree. A phrase must contain either a *head*, which is the representative word-form of the whole phrase, or a *compound head*, which is a head composed of multiple sub-elements (phrases or word-forms) without any dependency relations among them. A phrase may recursively contain child phrases, which depend on the head.
Quotation	Describes a directly quoted discourse (e.g. "He said 'I am hungry. Let's go to lunch.'" but not "He said that he was hungry."). This element can appear zero or more times in a phrase.
Phrase	Describes a child phrase that depends on the head of this phrase. This element can appear zero or more times in the phrase.
Head	Describes the head of the phrase. Either a Head or CompoundHead must be instantiated in each phrase.
CompoundHead	Describes the compound head of the phrase. Either a Head or CompoundHead must be instantiated in each phrase.
id	Identifies the phase. It must be unique and is used as a key for linking coreferents of this phrase via the equal attribute.
equal	Describes a reference to a word-form or phrase that has the same referent with this phrase. The value is the id of the coreferent.
operator	Indicates the type of dependency relationship between this phrase and its governing head, which is the Head or CompoundHead element occurring in the parent phrase of this phrase. The type shall be selected from the enumerated list of the dependencyOperaterType or a relevant term from a classification scheme. Other values that are datatype-valid with respect to mpeg7:termReferenceType are reserved.

functionWord	Indicates a function word representing the surface syntactic relationship between this phrase and the governing head. This and the operator provide complementary information about the dependency relationship. For example, the sentence "Tom talks **to** Mary," in which the function word is "to," can be structured as;
	
	`<Sentence>`
	`  <Phrase operator="subject">`
	`  <Head>Tom</Head>`
	`  </Phrase>`
	`  <Head baseForm="talk">talks</Head>`
	`  <Phrase functionWord="to">`
	`  <Head>to</Head>`
	`  <Phrase>`
	`  <Head>Mary</Head>`
	`  </Phrase>`
	`  </Phrase>`
	`</Sentence>`

synthesis	Indicates the type of synthesis among the child entities of this phrase. The value is fixed to be *dependency*: • *dependency* – The synthesis is dependency. Each child element, except for one, depends on the Head/CompoundHead.

© ISO/IEC 2003 – All rights reserved
Copyright International Organization for Standardization
Provided by IHS under license with ISO
No reproduction or networking permitted without license from IHS
Not for Resale

Semantics of the `WordFormType`:

Name	*Definition*
`WordFormType`	Describes a structural primitive of a sentence, called a word-form.
`terms`	References relevant terms in a classification scheme. Relevant terms are those capturing the meaning of the word-form being described.
`id`	Identifies the word-form. It must be unique and is used as a key for linking coreferents of this word-form via the equal attribute.
`equal`	References another word-form or phrase which refers to the same thing as this word-form. The value is the id of the coreferent. A word-form or phrase that refers to the same thing as another word-form or phrase is called a coreferent; for example, a pronoun and its antecedent referent. For example, in the sentence "I smiled to myself," both the terms for "I" and "myself" are coreferents.
`type`	Indicates the type of the word-form; that is, the part of speech represented by the word-form. It should be selected from an enumerated list including *noun*, *pronoun*, *adjective*, *verb*, *adverb*, *conjunction*, *preposition*, *postposition*, *article* and *interjection*, or some relevant term in a classification scheme. When the word-form includes two or more morphemes, this attribute is allowed to have a list of the values. Other values that are datatype-valid with respect to `mpeg7:termReferenceType` are reserved.
`baseForm`	Indicates the lexical base form or uninflected form of this word-form, i.e., the dictionary look-up form of the word. For example, the base form of past tense English verb "struck" is "strike." The base form can be used as a key for query matching or dictionary reference. It should be noted that what constitutes a base form may depend on the linguistic model used for a given language.

Semantics of the `NonDependencyStructurePhraseType`:

Name	*Definition*
`NonDependencyStructurePhraseType`	Describes a syntactic constituent that consists of several sub-elements with non-dependency relationship such as coordination. Each such element shall be represented as a separate element in the content type. Furthermore, the order of these elements reproduces the original word order.
`Quotation`	Describes directly quoted discourse. This element can appear zero or more times.
`Phrase`	Describes a sub-phrase that forms one dependency subtree. This element can appear zero or more times.
`Word`	Describes a word-form. This element can appear zero or more times.
`NonDependencyPhrase`	Describes a sub-phrase that is composed of sub-elements with non-dependency relations among them. This element can appear zero or

© ISO/IEC 2003 – All rights reserved

Copyright International Organization for Standardization
Provided by IHS under license with ISO
No reproduction or networking permitted without license from IHS
Not for Resale

Name	*Definition*
	more times.
`id`	Identifies this phrase. It must be unique and is used as a key for linking coreferents of this phrase via the equal attribute.
`equal`	References another word-form or another phrase that has the same referent with this phrase. The value is the id of the coreferent.
`synthesis`	Indicates the type of synthesis among the child elements of the phrase. • *coordination* – The synthesis is coordination. For example, synthesis type of the underlined phrase in the following sentence: "Fishes and turtles in water," is coordination, i.e., "Fishes" and "turtle" has a coordinate relationship. There is no dependency structure in coordination synthesis. • *unspecified* – An undefined value allowing any kind of synthesis other than dependency or coordination, for instance, compound prepositions (ex., "in front of“) and compound proper names. This is the default value for the synthesis attribute.

Semantics of the `dependencyOperatorType`:

Name	*Definition*
`dependencyOperatorType`	Indicates the type of relationship between a governor and a dependent. It can have one of the following values. • *subject* – The dependent is grammatical constituent about which something is predicated in the sentence. • *object* – The dependent is a grammatical constituent that is acted upon. • *indirectObject* – The dependent is a syntactic indirect object. For example, the underlined phrase in the following sentence is an indirect object: E.g. I gave her a bouquet. • *predicate* – The dependent is a predication of the subject or object of the governing verb. For example, each underlined phrase in the following sentences is a predicate: Tom is a doctor. Mary is cute. Bill made John a lawyer. Mary is considered stupid. Sue looks confident. • *expletive* – The dependent is a word or phrase conveying no independent meaning but added to fill out a sentence or metrical line. For example, each underlined phrase in the following sentences is an expletive: It is nice to meet you. There is a book on the table. • *nonrestrictive* – The dependent does not limit the reference of a governing word or phrase. For example, the underlined phrases in the following sentences are nonrestrictive phrases: Japan, where I lived for decades. The king, whom I know very well, is now quite ill. Other values that are datatype-valid with respect to `mpeg7:termReferenceType` are reserved.

© ISO/IEC 2003 – All rights reserved
Copyright International Organization for Standardization
Provided by IHS under license with ISO
No reproduction or networking permitted without license from IHS
Not for Resale

7.3.6.4 DependencyStructure datatype examples (informative)

The following rules specify the dependency relations in English:

Governor	*Dependent*	*Operator/FunctionWord* (*of DependencyStructure datatype)*	*Example* *(G: Governor, D: Dependent)*
Verb	Noun	`subject`	John (D) drank (G)
Verb	Noun	`object`	drink (G) water (D)
Verb	Noun	`indirectObject`	tell (G) you (D) the fact
Verb	Preposition	`functionWord=`(Preposition)	respect (G) for (D) John sit (G) on (D) a chair
Verb	Noun Adjective Preposition	`predicate`	make (G) it possible (D) are (G) friends (D) is (G) without (D) a hat John returned (G) rich (D)
Verb	Adverb		walk (G) fast (D)
Verb	Conjunction	`functionWord=`(Conjunction)	started (G) before (D) I finished breakfast
Noun	Adjective		good (D) friends (G)
Noun	Genitive		John’s (D) friends (G)
Noun	Determiner		the (D) cake (G)
Noun	Noun		London (D) hospital (G)
Noun	Preposition	`functionWord=`(Preposition)	years (G) of (D) war
Noun	Verb	`functionWord=`(Relative-pronoun)	people (G) who think (D) that
Adjective	Adverb		very (D) good (G)
Preposition	Noun		in (G) water (D)
Conjunction	Verb		before (G) I finished (D) breakfast
Auxiliary verb	Verb		can (G) read (D) a book
"to“	Verb		to (G) go (D) to bed

© ISO/IEC 2003 – All rights reserved

Copyright International Organization for Standardization
Provided by IHS under license with ISO
No reproduction or networking permitted without license from IHS
Not for Resale

Consider the dependency structure of the following sentence: "John talks to Mary whom he loves." Adhering to the rules above, the following tree structure (syntactic tree) represents the dependency structure of the sentence.

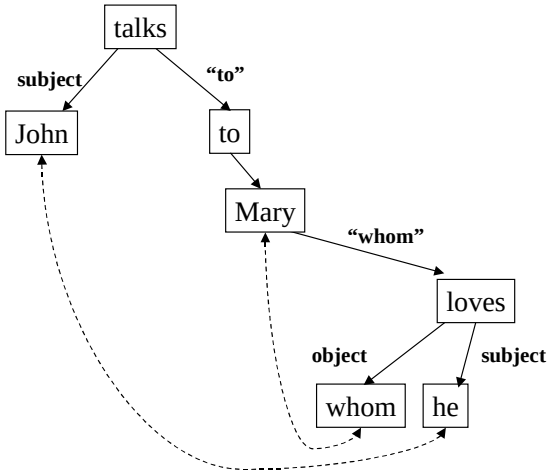

Figure 6 — Example of dependency structure of the sentence: "John talks to Mary whom he loves"

The solid arrows in Figure 6 show dependency relations and the dashed arrows indicate coreference relations. The labels attached to the arrows indicate the type of dependency relation. Specifically, the verb "talks" governs "John" and "to (Mary)," while "Mary" governs a verb "loves" in a relative clause. In the relative clause, the verb "loves" governs "whom," which refers "Mary" in a main clause, and "he," which refers to "John." The following shows the example represented using the `DependencyStructure` datatype:

Note: the preposition "to" is represented as a `functionWord` attribute attached to the Phrase element representing "to Mary who he loves."

```
<Mpeg7>
   <Description xsi:type="ContentEntityType">
      <MultimediaContent xsi:type="VideoType">
         <Video>
            <TextAnnotation>
               <DependencyStructure xml:lang="en">
                  <Sentence>
                     <Phrase operator="subject">
                        <Head type="noun" id="JOHN">John</Head>
                     </Phrase>
                     <Head type="verb" baseForm="talk">talks</Head>
                     <Phrase functionWord="to">
                        <Head type="preposition">to</Head>
                        <Phrase>
                           <Head type="noun" id="MARY">Mary</Head>
                           <Phrase functionWord="whom">
                              <Phrase operator="object">
                                 <Head type="pronoun" equal="MARY">whom</Head>
                              </Phrase>
                              <Phrase operator="subject">
                                 <Head type="pronoun" equal="JOHN">he</Head>
                              </Phrase>
                              <Head type="verb" baseForm="love">loves</Head>
                           </Phrase>
                        </Phrase>
                     </Phrase>
                  </Sentence>
               </DependencyStructure>
            </TextAnnotation>
```

--`,,```,,,,````-`-`,,`,,`,`,,`---

© ISO/IEC 2003 – All rights reserved
Copyright International Organization for Standardization
Provided by IHS under license with ISO
No reproduction or networking permitted without license from IHS
Not for Resale

```
          </Video>
       </MultimediaContent>
   </Description>
</Mpeg7>
```

7.4 Classification Schemes and Terms

7.4.1 Introduction

This subclause specifies tools for representing classification schemes (`ClassificationScheme` DS), defining terms inside a classification scheme (`TermDefinition` DS), and for using terms inside descriptions (`TermUse` and `ControlledTermUse` datatypes).

This standard defines classification schemes and terms as follows.

- **Classification Scheme**: A set of standard **terms** that describes some domain. A classification scheme may organize the terms it contains with a set of **term relations**.

Note: Depending on the field, a classification scheme may be called by different names. In information retrieval, it is often called a thesaurus or a controlled vocabulary, in the knowledge representation community it is called an ontology, and in some scientific fields it may be called a taxonomy. In the rest of this subclause, classification scheme is used to cover all of these senses; however, the use of classification schemes in this standard is closest to "thesaurus."

- **Term**. A term represents one well-defined concept in the domain covered by the classification scheme. A term has an **identifier** that uniquely identifies a term, a **name** that may be displayed to a user or used as a search term in a target database, and a **definition** that describes the meaning of the term.

- **Term Relation**. A relation between two terms in a classification scheme, such as whether one term includes the meaning of another term. In most cases, the relation between terms indicates whether one term is "narrower than" or "broader than" another term in meaning. When terms are organized this way, they form a classification hierarchy. The following relationships between two terms shall be used:

Table 10 — Overview of Relations between Terms

Term Relation	*Definition*
Use	The use of the related term is (nearly) synonymous, but the use of the related term is preferred to the current term.
Used for	The use of the current term is preferred to the use of the (nearly) synonymous related term.
Broader Term	The meaning of the related term is more general than the current term.
Narrower Term	The meaning of the related term is more specific than the current term.
Related Term	The related term and current term are associated in some way other than those covered by one of the four relations above.

- **Term Use**. A term is **used** or **referenced** inside a description as a label.

- **Controlled Term Use**. A term used in a description is **controlled** by requiring the term being employed to be uniquely identified. This is accomplished by referencing a term in a classification scheme.

- **Term Reference**. A reference to a term in a classification scheme.

© ISO/IEC 2003 – All rights reserved

Copyright International Organization for Standardization
Provided by IHS under license with ISO
No reproduction or networking permitted without license from IHS
Not for Resale

7.4.2 ClassificationScheme DS

7.4.2.1 Introduction

The `ClassificationScheme` DS describes a list of defined terms and their meanings. The `ClassificationSchemeBase` serves as a abstract base datatype for defining different kinds of classification schemes.

7.4.2.2 ClassificationScheme DS syntax

```
<!-- ################################################ -->
<!--  Definition of ClassificationScheme DS (7.4.2)  -->
<!-- ################################################ -->

<!-- Definition of ClassificationSchemeBase DS  -->
<complexType name="ClassificationSchemeBaseType" abstract="true">
   <complexContent>
      <extension base="mpeg7:DSType">
         <sequence>
            <element name="Import" type="mpeg7:ReferenceType"
               minOccurs="0" maxOccurs="unbounded"/>
         </sequence>
         <attribute name="uri" type="anyURI" use="required"/>
         <attribute name="domain" use="optional">
         <simpleType>
            <list itemType="mpeg7:xPathAbsoluteSelectorType"/>
         </simpleType>
      </attribute>
      </extension>
   </complexContent>
</complexType>

<!-- Definition of ClassificationScheme DS  -->
<complexType name="ClassificationSchemeType">
   <complexContent>
      <extension base="mpeg7:ClassificationSchemeBaseType">
         <sequence>
            <element name="Term" type="mpeg7:TermDefinitionType"
               minOccurs="1" maxOccurs="unbounded"/>
         </sequence>
      </extension>
   </complexContent>
</complexType>
```

7.4.2.3 ClassificationScheme DS semantics

Semantics of the `ClassificationSchemeBaseType`:

Name	*Definition*
`ClassificationSchemeBaseType`	Defines a classification scheme with a set of term definitions (abstract).
`Import`	Describes a reference to a classification scheme from which to import a set of terms. All terms contained in the imported classification are added into this classification scheme.

© ISO/IEC 2003 – All rights reserved
Copyright International Organization for Standardization
Provided by IHS under license with ISO
No reproduction or networking permitted without license from IHS
Not for Resale

Name	*Definition*
`uri`	Identifies the classification scheme with a Uniform Resource Identifier (URI). This URI shall uniquely identify this classification scheme. The use of a URN as a classification scheme URI is preferred.
`domain`	Indicates a set of description elements to which this ClassificationScheme applies. The set is specified using an XPath expression. This attribute is a hint on how the `ClassificationScheme` can be used in a description. One or more values may be specified. The XPath in this attribute is defined relative to a *description root*, not the DDL schema. For example: a value of ".//Classification/Genre" for domain indicates that the `ClassificationScheme` can be used for "Genre“ elements inside of all "Classification“ elements in the description.

Semantics of the `ClassificationSchemeType`:

Name	*Definition*
`ClassificationSchemeType`	Describes a set of terms along with their meaning and relations. `ClassificationSchemeType` extends `ClassificationSchemeBaseType`.
`Term`	Describes a term in the classification scheme. The `termID` for each term shall be unique within the classification scheme.

7.4.2.4 ClassificationScheme format and importing

7.4.2.4.1 Format of URI for classification schemes

The following defines the normative form of URN for classification schemes defined in this or other parts of ISO/IEC 15938. The URI for all classificaiton schemes defined by ISO/IEC 15938 shall have the following format:

```
urn:mpeg:mpeg7:cs:SchemeName
```

where "`urn:mpeg:mpeg7:cs`“ is a fixed string and identifies the classification schemes as belonging to an ISO/IEC 15938 namespace for classification schemes, irrespective of whether the classification scheme is normative or informative. The *SchemeName* shall be a string made of English letters and numbers and must start with a letter; that is, it shall match the following regular expression:

```
[a-zA-Z][:a-zA-Z0-9]*
```

The URN's defined in the MPEG URN namespace are case insensitive and therefore upper and lowercase letters are not distinguished. Addtionally, a SchemaName may include version qualifiers in the name, separated from the name by a colon. For example: "MyScheme:2001" attaches the "2001" version qualification to the schema. When they appear, version qualifiers are treated as a part of the whole name of the scheme. Therefore, the name of the scheme "MyScheme:2001" is different from a scheme named "MyScheme."

The use of all URNs in the MPEG namespace, i.e., those URN beginning with a string of the form "urn:mpeg", is reserved for future use. User applications shall not define URN for classification schems in the MPEG URN namespace. For classification schemes that are not defined in ISO/IEC 15938, the exact form of the URI used to identify and reference a classification scheme is non-normative. However, using a URN is strongly recommended.

© ISO/IEC 2003 – All rights reserved

Copyright International Organization for Standardization
Provided by IHS under license with ISO
No reproduction or networking permitted without license from IHS
Not for Resale

7.4.2.4.2 Importing classification schemes

This subclause specifies what it means to import a ClassificationScheme. Importing is used to combine several classification schemes into a single classification scheme.

Let ImportedCS denote the classification scheme being imported and let DefineCS denote the ClassificationScheme being defined. Then the importing of ImportedCS into DefineCS is defined as follows.

- The set of terms defined in ImportedCS is added to the set of terms (TermDefinitions) in DefineCS. If a term with the same termID exists in both ImportedCS and DefineCS, then this is an error.
- For all terms, the definitional information (identifier, name and definition) is incorporated unmodified into DefineCS from ImportedCS
- The set of term relations defined in ImportedCS is added to the set of term relations in DefineCS.

This definition has several consequences as follows:

- An imported term's identifier is the same as its identifier in the original definition. However, when referenced from within a description it shall be referenced by combining the URI for the classification scheme with the term's identifier
- Imported terms may be referenced in relations using the term identifier
- A single term or a term and its immediately related terms shall not be selectively imported. All terms and relations shall be imported.
- When defining and importing classification schemes term identifiers shall be chosen so that that are not likely to conflict.

7.4.2.5 ClassificationScheme DS examples (informative)

7.4.2.5.1 ClassificationScheme DS example: audio domain

The following example shows a classification scheme for the audio domain. The instance of the ClassificationScheme DS is given as follows:

Note: this example is based on a simplified version of the AudioDomainCS classification specified in Annex B.

```
<Mpeg7>
   <Description xsi:type="ClassificationSchemeDescriptionType">
      <ClassificationScheme uri="urn:mpeg:mpeg7:cs:AudioDomainCS"
         domain="//MediaInformation/MediaProfile/MediaIdentification/AudioDomain">
         <Header xsi:type="DescriptionMetadataType">
            <Version>1.0</Version>
            <Rights>
               <RightsID>urn:rights:x0d01d</RightsID>
            </Rights>
         </Header>
         <Term termID="1">
            <Name xml:lang="en">Source</Name>
            <Definition xml:lang="en">Type of audio source</Definition>
            <Term termID="1.1">
               <Name xml:lang="en">Synthetic</Name>
            </Term>
            <Term termID="1.2">
               <Name xml:lang="en">Natural</Name>
```


© ISO/IEC 2003 – All rights reserved
Copyright International Organization for Standardization
Provided by IHS under license with ISO
No reproduction or networking permitted without license from IHS
Not for Resale

```
            </Term>
         </Term>
         <Term termID="2">
            <Name xml:lang="en">Acquisition</Name>
            <Definition xml:lang="en">Type of Content</Definition>
            <Term termID="2.1">
               <Name xml:lang="en">Music</Name>
            </Term>
            <Term termID="2.2">
               <Name xml:lang="en">Speech</Name>
               <Name xml:lang="ja">Onsei</Name>
            </Term>
            <Term termID="2.3">
               <Name xml:lang="en">Mixed</Name>
            </Term>
            <Term termID="2.4">
               <Name xml:lang="en">Multi-track</Name>
            </Term>
         </Term>
         <Term termID="3">
            <Name xml:lang="en">Use</Name>
            <Definition xml:lang="en">Original usage domain</Definition>
            <Term termID="3.1">
               <Name xml:lang="en">Scientific</Name>
            </Term>
            <Term termID="3.2">
               <Name xml:lang="en">Medical</Name>
            </Term>
            <Term termID="3.3">
               <Name xml:lang="en">Security</Name>
            </Term>
            <Term termID="3.4">
               <Name xml:lang="en">Broadcast</Name>
            </Term>
            <Term termID="3.4">
               <Name xml:lang="en">CD-A distribution</Name>
            </Term>
         </Term>
      </ClassificationScheme>
   </Description>
</Mpeg7>
```

The first part of the `ClassificationScheme` instance contains "header" information including:

- **URI**. The unique identifier for this `ClassificationScheme` is a URN: "`urn:mpeg:mpeg7:cs:AudioDomainCS`". The first part of the URI "`urn:`" indicates that this URI is a URN. In fact, all classification schemes defined in this document use URNs as their unique identifier. The second part of the URN, "mpeg", is the namespace identifier. In this case the namespace identifier ("`mpeg`") is one that is registered as belonging to MPEG. Following the "mpeg" namespace identifier is the namespace specific string "`mpeg7`", which identifies the classification schemes as being defined in this standard and a "`cs`" string, which indicates that the URN names name, is for a classification scheme. Finally, the "`AudioDomainCS`" is the name assigned to the classification scheme within the "`mpeg`" URN namespace.

- **Domain**. The suggested domain for this `ClassificationScheme` is "`MediaInformation/MediaProfile/MediaIdentification/AudioDomain`". The domain is expressed as an XPath value. In this case, the XPath matches the `AudioDomain` element defined inside of the `MediaIdentification` DS (contained within the `MediaProfile` DS in the `MediaInformation` DS).

© ISO/IEC 2003 – All rights reserved

Copyright International Organization for Standardization
Provided by IHS under license with ISO
No reproduction or networking permitted without license from IHS
Not for Resale

- **Description Metadata**. This element contains metadata about the `ClassificationScheme` itself. In the example, the description metadata indicates that this is version "1.0“ of the classification scheme and that the intellectual property rights for the classification scheme are identified by "`urn:rights:x0d01d`“.

The next part of this `ClassificationScheme` contains a list of term definitions. This list includes:

- **Term Identifiers**. In this classification scheme, the term identifiers are numerals that encode the term hierarchy. However, this use is simply a convention adopted in this classification scheme. In fact, term identifiers are simply opaque values whose only requirement is that they be unique within the classification scheme. For example, instead of the term identifier "1“ for the term "Source“, the term identiifer might equally well have been "0d3d“ or "source“.

- **Term Names**. Each term in this classification scheme has an English name (the language is indicated by the `xml:lang` attribute having a value of "en“). The term names are human readable labels for the terms.

Note: terms may have names in multiple languages. For example, term "2.2“ has a name in both English ("Speech“) and Japanese ("Onsei“).

- **Term Definitions**. Only terms "1“ and "2“ have prose definitions in this classification scheme. The other terms do not have written definitions, which is allowed because the `Definition` element in a term is optional.

- **Term Relations**. This classification scheme contains a hierarchy of terms. In others words, it defines broader term/narrower term relations between pairs of terms. For example, term "1“ is a broader term than term "1.1“ and term "1.1“ is a narrower term than term "1“ – these are inverse relations.

Note: the definition of term "1.1“ is syntactically contained within the definition of term "1“. Related terms are syntactically contained within the definition of the term they are being related to. By default, the term relation is “NT*, indicating that the contained in narrower in meaning than its containing term. However, other kinds of relations can be specified by using the "relation“ attribute to explicitly indicate the relation between the contained and containing terms.

7.4.2.5.2 ClassificationScheme DS example: genre

The following figure shows an example of a simple classification for genre identified by the URI "`urn:example:Genre`". In Figure 7, round boxes represent classification schemes and square boxes represent terms.

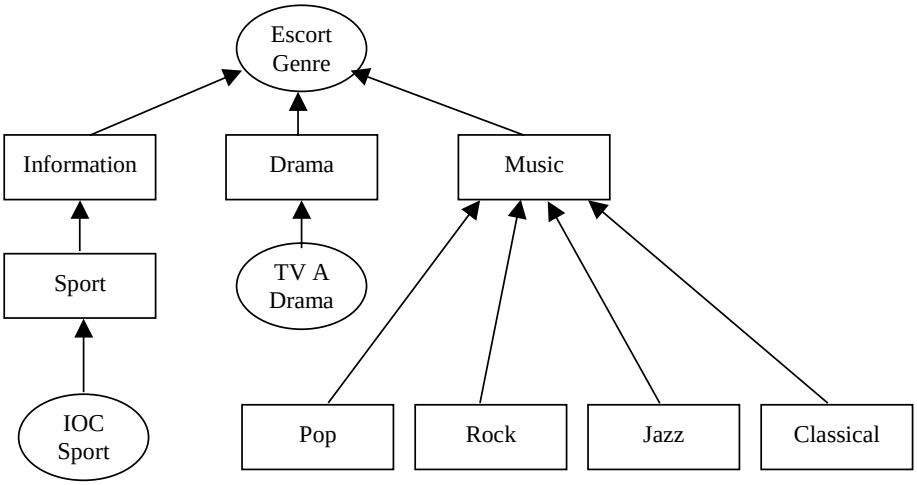

Figure 7 — Illustration of the "Escort2_4:Genre" Genre Classification Scheme

Copyright International Organization for Standardization
Provided by IHS under license with ISO
No reproduction or networking permitted without license from IHS
Not for Resale
© ISO/IEC 2003 – All rights reserved

In this example, there are three terms at the highest level: information, drama, and music. Below the category "information", there is a more detailed term: "Sport". Rather than defining a complete classification for sports, this example shows how an existing classification scheme can be imported. The existing "IOC Sport" classification scheme is added below the "Sport" item. Similarly, the drama category imports the "TVE Drama" classification scheme. For music, the sub-terms (narrower in meaning than their containing term) are "Pop", "Rock", "Jazz", and "Classical".

```
<Mpeg7>
   <Description xsi:type="ClassificationSchemeDescriptionType">
      <ClassificationScheme uri="urn:example:Genre"
         domain="//CreationInformation/Classification/Genre">
         <Import href="http://www.tvid.org/TVE/Drama/"/>
         <Import href="http://www.ioc.org/IOC/Sports/"/>
         <Term termID="information">
            <Name xml:lang="en">Information</Name>
            <Definition xml:lang="en">Generic news</Definition>
            <!-- This narrower term comes from the imported IOC Sports scheme -->
            <Term termID="sports"/>
         </Term>
         <Term termID="drama">
            <!-- This narrower term comes from the imported drama scheme-->
         </Term>
         <Term termID="music">
            <Term termID="rock">
               <Name xml:lang="en">Rock</Name>
            </Term>
            <Term termID="pop">
               <Name xml:lang="en">Pop</Name>
            </Term>
            <Term termID="jazz">
               <Name xml:lang="en">Jazz</Name>
            </Term>
            <Term termID="classical">
               <Name xml:lang="en">Classical</Name>
            </Term>
         </Term>
      </ClassificationScheme>
   </Description>
</Mpeg7>
```

7.4.3 TermDefinition DS

7.4.3.1 Introduction

The `TermDefinitionBase` DS is an abstract base type for term definitions in classification schemes. It is used as a base for both the `TermDefinition` DS and the `GraphicalTermDefinition` DS. The `TermDefinition` DS describes the meaning of a term. A term definition contains an identifier for a term, a set of names that are human readable, and a textual definition of the term's meaning.

7.4.3.2 TermDefinition DS syntax

```
<!-- ######################################### -->
<!--  Definition of TermDefinition DS (7.4.3)  -->
<!-- ######################################### -->

<!-- Definition of TermDefinitionBase DS  -->
<complexType name="TermDefinitionBaseType" abstract="true">
   <complexContent>
```

© ISO/IEC 2003 – All rights reserved

Copyright International Organization for Standardization
Provided by IHS under license with ISO
No reproduction or networking permitted without license from IHS
Not for Resale

```
        <extension base="mpeg7:DSType">
            <sequence>
                <element name="Name" minOccurs="0" maxOccurs="unbounded">
                    <complexType>
                        <simpleContent>
                            <extension base="mpeg7:TextualType">
                                <attribute name="preferred"
                                    type="boolean" use="optional"/>
                            </extension>
                        </simpleContent>
                    </complexType>
                </element>
                <element name="Definition" type="mpeg7:TextualType"
                    minOccurs="0" maxOccurs="unbounded"/>
            </sequence>
            <attribute name="termID" type="NMTOKEN"/>
        </extension>
    </complexContent>
</complexType>

<!-- Definition of TermDefinition DS  -->
<complexType name="TermDefinitionType">
    <complexContent>
        <extension base="mpeg7:TermDefinitionBaseType">
            <sequence>
                <element name="Term" minOccurs="0" maxOccurs="unbounded">
                    <complexType>
                        <complexContent>
                            <extension base="mpeg7:TermDefinitionType">
                                <attribute name="relation"
                                    type="mpeg7:termRelationQualifierType"
                                    use="optional" default="NT"/>
                            </extension>
                        </complexContent>
                    </complexType>
                </element>
            </sequence>
        </extension>
    </complexContent>
</complexType>

<!-- Definition of termRelationQualifier datatype  -->
<simpleType name="termRelationQualifierType">
    <union>
        <simpleType>
        <restriction base="NMTOKEN">
                <enumeration value="NT"/>  <!-- Narrower term -->
                <enumeration value="BT"/>  <!-- Broader term -->
                <enumeration value="RT"/>  <!-- Related term -->
                <enumeration value="US"/>  <!-- Use term -->
                <enumeration value="UF"/>  <!-- Used for term -->
            </restriction>
    </simpleType>
    <simpleType>
        <restriction base="mpeg7:termReferenceType"/>
    </simpleType>
    </union>
</simpleType>
```


© ISO/IEC 2003 – All rights reserved
Copyright International Organization for Standardization
Provided by IHS under license with ISO
No reproduction or networking permitted without license from IHS
Not for Resale

7.4.3.3 TermDefinition DS semantics

Semantics of the `TermDefinitionBaseType`:

Name	*Definition*
`TermDefinitionBaseType`	Describes a term definition (abstract).
`Name`	Describes the human readable name for the term. Multiple names can be used for the same term, possibly in different languages. The language of a name is indicated by the `xml:lang` attribute.
`preferred`	Indicates whether this is the preferred name for this term. If multiple names exist, only one label per language shall be marked preferred.
`Definition`	Describes the meaning of the term in natural language prose. Multiple definitions can be used in different languages for the same term. The language of a definition is indicated by the `xml:lang` attribute.
`Term`	Describes a term related to the containing term.
`relation`	Indicates the type of relation existing between the contained item and the containing item. By default, it is "`NT`", indicating that the contained term is narrower in meaning than this term.
`termID`	Identifies this term uniquely within a classification scheme.

Semantics of the `TermDefinitionType`:

Name	*Definition*
`TermDefinitionType`	Describes a term definition in a classification scheme. `TermDefinitionType` extends `TermDefinitionBase`.
`Term`	Describes a term related to the containing term.
`relation`	Indicates the type of the relation existing between the contained item and the containing item. By default, it is "`NT`", indicating that the contained term is narrower in meaning than this term. Other values that are datatype-valid with respect to `mpeg7:termReferenceType` are reserved.

Semantics of the `termRelationQualifierType`:

Name	*Definition*
`termRelationQualifierType`	Describes the type of relation between two controlled terms. In the following, "current term" refers to the containing term and "related term" to the contained term. The following values are defined: • *BT* – **Broader term**. The related term is more general in meaning than the current term.

--`,,```,,,,````-`-`,,`,,`,`,,`---

© ISO/IEC 2003 – All rights reserved

Copyright International Organization for Standardization
Provided by IHS under license with ISO
No reproduction or networking permitted without license from IHS
Not for Resale

Name	*Definition*
	• *NT* – **Narrower term**. The related term is more specific in meaning than the current term. • *US* – **Use instead**. The related term is (nearly) synonymous with the current term but the related term is preferred to the current term. • *UF* – **Use for**. The related term is (nearly) synonymous with the current term but the current term is preferred to the related term. • *RT* – **Related Term**. Related term is not a synonym, quasi-synonym, broader or narrower term, but is associated with the current term. Other values that are datatype-valid with respect to `mpeg7:termReferenceType` are reserved.

7.4.4 TermUse datatype

7.4.4.1 Introduction

The `TermUse` datatype allows a term to be used within a description. The TermUse datatype contains a term reference and an optional inline term definition. There are three different ways to use a term in a description:

1. **Term Reference Use**. The term used is taken from a classification scheme. The term is referenced by a term reference (`termReferenceType`), which is either a Uniform Resource Identifier (URI) or term alias (see the subclause defining `termReferenceType`). A term definition (i.e., the `Definition` element) is not included in an instance of the `TermUse` datatype in the term reference use.

2. **Inline Term Use**. The term used is taken from a classification scheme and includes a term reference, as in the case of a term reference use. Additionally, it includes the term's information (name, definition, and so forth) directly inside of the `TermUse` instance. Unlike a free term use, a reference to the term used is mandatory and, unlike a term reference use, the definition information for the term is also included.

3. **Free Term Use**. The term used is described directly inside a `TermUse` instance. The term is not taken from any classification scheme and therefore has no term reference. This is what distinguishes a free term use from both a term reference use and an inline term use.

7.4.4.2 TermUse datatype syntax

```
<!-- ######################################### -->
<!--  Definition of TermUse datatype (7.4.4)  -->
<!-- ######################################### -->

<!-- Definition of InlineTermDefinition datatype  -->
<complexType name="InlineTermDefinitionType" abstract="true">
   <sequence>
      <element name="Name" minOccurs="0" maxOccurs="unbounded">
         <complexType>
            <simpleContent>
               <extension base="mpeg7:TextualType">
                  <attribute name="preferred"
                     type="boolean" use="optional"/>
               </extension>
```


Copyright International Organization for Standardization
Provided by IHS under license with ISO
No reproduction or networking permitted without license from IHS
Not for Resale
© ISO/IEC 2003 – All rights reserved

```
            </simpleContent>
         </complexType>
      </element>
      <element name="Definition" type="mpeg7:TextualType"
         minOccurs="0" maxOccurs="unbounded"/>
      <element name="Term" minOccurs="0" maxOccurs="unbounded">
         <complexType>
            <complexContent>
            <extension base="mpeg7:InlineTermDefinitionType">
               <attribute name="relation"
                     type="mpeg7:termRelationQualifierType"
                     use="optional" default="NT"/>
               <attribute name="termID" type="NMTOKEN"/>
            </extension>
            </complexContent>
         </complexType>
      </element>
   </sequence>
</complexType>

<!-- Definition of TermUse datatype  -->
<complexType name="TermUseType">
   <complexContent>
      <extension base="mpeg7:InlineTermDefinitionType">
         <attribute name="href" type="mpeg7:termReferenceType" use="optional"/>
      </extension>
   </complexContent>
</complexType>
```

7.4.4.3 TermUse datatype semantics

Semantics of the `InlineTermDefinitionType`:

Name	*Definition*
`InlineTermDefinitionType`	Describes an inline term definition (abstract). This datatype is used as the base for other datatypes that include term definition information.
`Name`	Describes the human readable name for the term. Multiple names can be used for the same term, possibly in different languages. The language of a name is indicated by the `xml:lang` attribute.
`preferred`	Indicates whether this is the preferred name for this term. If multiple names exist, only one label per language shall be marked preferred.
`Definition`	Describes the definition or meaning of the term in natural language prose. Multiple definitions can be used in different languages for the same term. The language of a definition shall be indicated by the `xml:lang` attribute.
`Term`	Describes a term related to the containing term.
`relation`	Indicates the type of relation existing between the contained item and the containing item. By default, it is "NT", indicating that the contained term is narrower in meaning than this term.
`termID`	Identifies the contained term that is being related.

Semantics of the `TermUseType`:

© ISO/IEC 2003 – All rights reserved

Copyright International Organization for Standardization
Provided by IHS under license with ISO
No reproduction or networking permitted without license from IHS
Not for Resale

Name	*Definition*
`TermUseType`	Describes the use of terms inside a description allowing a term's definition to be inlined. `TermUse` extends `InlineTermDefinitionBaseType`
`href`	Describes a reference to a term using a URI. If `href` is absent, then the term is defined (its name, definition, or related terms are specified) directly within the `TermUse` instance using free text. If `href` is present, then the `TermUse` is allowed to have only a term reference (i.e. href attribute) without specifying a term definition information. However, as an option, the used term's definition (i.e. the term's name, definition, or related terms) may be described inline. The term's definition in its classification scheme and the inline definition need not have exactly the same value. For example, the names may differ. Differences or conflicts between the classification scheme and inline term definition should be avoided. However, such differences are not considered to be an error. The resolution of such conflicts is not defined by this standard. It is the responsibility of the application using `TermUse` to try to prevent such mismatches.

7.4.4.4 Validating references to controlled terms (informative)

The check on term references in an instance of `TermUse` or `ControlledTermUse` specified in this subclause is optional and need not be performed by a processor. The specification for term reference checking in this subclause shall apply to both the `TermUse` and `ControlledTermUse` datatypes.

To resolve the reference to a definition for a term, a processor may use the URI value specified by the *href* attribute in a `TermUse` or `ControlledTermUse` instance. A conforming parser uses that URI to resolve the reference to a resource, whether physical or logical, containing the term's definition. If the term referred to is defined in an ISO/IEC 15938 specified ClassificationScheme, it shall use the "`urn:mpeg:mpeg7:cs:`*`schemeName`*`:`*`termID`*" form specified in the definition of the `termReferenceType`. Otherwise, the process of resolving the URI is non-normative. Should the URI be resolved to an instance of the `TermDefinition` DS, it shall occur within the context of the `ClassificationScheme` DS. A conforming processor shall not signal an error if it cannot successfully resolve the URI used to reference the term.

7.4.4.5 TermUse datatype examples (informative)

7.4.4.5.1 Introduction

In the following subclauses, the three different kinds of `TermUse` are demonstrated for a genre value. The examples assume that the `Genre` element is defined to be of type `TermUseType`.

7.4.4.5.2 TermUse reference examples

The following examples shows the use of the `TermUse` datatype using the *term reference* mechanism for referring to terms. In these examples, the `href` attribute includes the references to the term. The following example shows the referencing of a URN: "`urn:mpeg:mpeg7:cs:GenreCS:alternativeJazz`". Referencing terms in a classification scheme using URNs is used for referring to terms defined in this standard. However, terms defined in classification schemes managed by other organizations can be referred to using any valid URI. For example, the reference "`http://www.mpeg.org/GenreCS.xml#alternativeJazz`" uses a HTTP format for referring to a term.

```
<!-- Referring to a term using a URN -->
<TermUse href="urn:mpeg:mpeg7:cs:GenreCS:alternativeJazz"/>
```

The following example shows the use of classification schemes aliases, which provide an abbreviated syntax for referring to terms. In this example, aliases "s1" is assigned to the classification scheme identified by

© ISO/IEC 2003 – All rights reserved
Copyright International Organization for Standardization
Provided by IHS under license with ISO
No reproduction or networking permitted without license from IHS
Not for Resale

"urn:mpeg:mpeg7:cs:GenreCS“ and the alias "s2“ is assigned to the classification at "http://www.mpeg.org/GenreCS.xml“.

```
<!-- Referring to a term using a classification scheme alias -->
<!-- Define schema aliases                                   -->
<ClassificationSchemeAlias alias="s1" href="urn:mpeg:mpeg7:cs:GenreCS"/>
<ClassificationSchemeAlias alias="s2" href="http://www.mpeg.org/GenreCS.xml"/>

<!-- Refer to the term using the two schema aliases          -->
<TermUse href=":s1:alternativeJazz"/>
<TermUse href=":s2:alternativeJazz"/>
```

7.4.4.5.3 TermUse inline examples

The following example shows the use of the TermUse datatype using the *inline* mechanism for referring to terms. In this example, the term "1.4.9" (i.e. basketball) is taken from the "urn:GAISF:Sports" classification scheme. In addition to the term identifier in the href attribute, the TermUse also includes inline information about the term: its name, definition, and some related terms. In this example, the term "1.4.9“ is related to the broader term "1.4", which is in turn related to the broader term "1". In other words, this indicates that the hierarchy of terms for the genre is: 1.4.9 (Basketball) --> Sports (1.4) --> 1 (Information).

```
<TermUse href="urn:AISF:Sports:1.4.9">
    <Name xml:lang="en">Basketball</Name>
    <Definition xml:lang="en">Basket Description</Definition>
    <Term relation="BT" termID="1.4">
        <Name xml:lang="en">Sport</Name>
        <Definition xml:lang="en">Sports news</Definition>
        <Term relation="BT" termID="1">
            <Name xml:lang="en">Information</Name>
            <Definition xml:lang="en">Generic news</Definition>
        </Term>
    </Term>
</TermUse>
```

7.4.4.5.4 TermUse free term examples

The following examples shows the use of the TermUse datatype using the *free term use* mechanism for referring to terms. What distinguishes a free term from a reference TermUse or an inline TermUse is that there is no reference to a term in a classification scheme. Instead of referencing the term, a free term use includes an arbitrary textual name or definition. This use is supported to allow the option of either writing free text or using a term inside of a description. It provides the greatest freedom of expression as no restrictions are imposed. On the other hand, this means that an application may find it difficult to interpret the content of a free TermUse.

```
<TermUse>
    <Name>My genre</Name>
</TermUse>
```

7.4.5 ControlledTermUse datatype

7.4.5.1 Introduction

The ControlledTermUse DS datatype is the *controlled* use of a term from some classification scheme. Unlike the TermUse datatype, which allows a term to be either referenced or written in free text, the ControlledTermUse controls the use of terms by *requiring* a reference to a term.

© ISO/IEC 2003 – All rights reserved

Copyright International Organization for Standardization
Provided by IHS under license with ISO
No reproduction or networking permitted without license from IHS
Not for Resale

7.4.5.2 ControlledTermUse datatype syntax

```
<!-- ################################################ -->
<!--  Definition of ControlledTermUse datatype (7.4.5)  -->
<!-- ################################################ -->

<!-- Definition of ControlledTermUse datatype  -->
<complexType name="ControlledTermUseType">
   <complexContent>
      <extension base="mpeg7:InlineTermDefinitionType">
         <attribute name="href" type="mpeg7:termReferenceType" use="required"/>
      </extension>
   </complexContent>
</complexType>
```

7.4.5.3 ControlledTermUse datatype semantics

Semantics of the `ControlledTermUseType`:

Name	*Definition*
`ControlledTermUseType`	Describes the controlled use of terms inside a description, allowing for inclusion of a term's definition inline. `ControlledTermUse` extends `InlineTermDefinitionType`.
`href`	Describes a reference to the term using a URI. The term's definition in the classification scheme and the inline definition need not match. For example, the names may differ. Such mismatches can occur and are not considered an error. It is the responsibility of the application using `ControlledTermUse` to check for mismatches.

7.4.5.4 ControlledTermUse datatype examples (informative)

The following example shows how a `ControlledTermUse` can refer to a term in an existing classification scheme, which has not been defined as an instance of the `ClassificationScheme` DS. The first example is taken from The Art and Architecture Thesaurus (AAT) compiled by the Getty Research Institute. The AAT is a thesaurus widely used for cataloguing in the museum community. This case shows how the term for "High Baroque" in the AAT can be referenced as a controlled term as follows:

- **Term Reference**. In this example, the resource for the term is identified by a URI. In the example, the URI identifies the source (the Getty Research Institute) and the term's identifier ("21150") within the AAT. In the AAT, term identifiers are opaque numeric values.

- **Name and Definition**. Names and definitions can be given for terms in a classification schemes by including them inline inside of the ControlledTermUse. In this case the name indicates that the term means "High Baroque" in English and gives a definition of that term in English (abbreviated in the example).

```
<ControlledTermUse href="http://www.getty.edu/aat/21150">
   <Name xml:lang="en">High Baroque</Name>
   <Definition>The fully Baroque style that emerged in ...</Definition>
</ControlledTermUse>
```

The second example of referencing a term in an existing classification scheme uses a term in the Dewey Decimal classification scheme (used in many libraries for cataloguing books). The term is referenced using a URN (made up for the purpose of this example), which indicates that the term comes from the "dewey" URN identifier space. The

--`,,```,,,,````-`-`,,`,,`,`,,`---
Copyright International Organization for Standardization
Provided by IHS under license with ISO
No reproduction or networking permitted without license from IHS
© ISO/IEC 2003 – All rights reserved
Not for Resale

"630“ following the colon further qualifies the in the "dewey“ URN space. In this case it indicates that it refers to the "630"; that is, pertaining to agriculture.

```
<ControlledTermUse href="urn:dewey:630">
   <Name xml:lang="en">Agriculture</Name>
</ControlledTermUse>
```

7.4.6 termReference datatype

7.4.6.1 Introduction

The `termReference` datatype describes a reference to a term. It supports two forms for term referencing: (1) a URI reference and (2) an abbreviated form for referencing terms in classification schemes that have been assigned aliases.

7.4.6.2 termReference datatype syntax

```
<!-- ################################################## -->
<!--  Definition of termReferenceType datatype (7.4.6)  -->
<!-- ################################################## -->

<!-- Definition of termReference datatype  -->
<simpleType name="termReferenceType">
   <union>
      <simpleType>
         <restriction base="NMTOKEN">
            <pattern value=":[^:]+:[^:]+"/>
            <whiteSpace value="collapse"/>
         </restriction>
      </simpleType>
      <simpleType>
         <restriction base="anyURI"/>
      </simpleType>
   </union>
</simpleType>
```

7.4.6.3 termReference datatype semantics

Semantics of the `termReferenceType`:

Name	*Definition*
`termReferenceType`	Describes a reference to a term. The `termReferenceType` supports two forms for referencing terms: "aliased term references“ and URIs. Whether a `termReference` is determined an alias or URI is determined by whether it satisifies the regular expression given in the pattern facet above. Aliased term references are used to reference terms in classification schemes that have been assigned an alias using a `ClassificationSchemeAlias`. These references have the lexical form `":aliasname:termid`“. Note: this form is not a valid URI, which allows the use of aliases to be syntactically distinguished from a full URI. An alias must be resolved to a classification scheme alias and converted into a URI for the term reference as follows: • Resolve alias. When a term reference is an alias, a corresponding instance of `ClassificationSchemeAlias` having a value of its

© ISO/IEC 2003 – All rights reserved

Copyright International Organization for Standardization
Provided by IHS under license with ISO
No reproduction or networking permitted without license from IHS
Not for Resale

Name	Definition
	`alias` attribute exactly equal to that specified in the `termReference` shall exist in the description. The alias is said to be *resolved* to that `ClassificationSchemeAlias` instance. • Compute URI. The value of the `termReference` URI is defined to be the value of the `href` attribute of the resolved `ClassificationSchemeAlias` instance concatenated with the string "`:termid`" from the `termReferenceValue`. • The aliased `termReference` is then treated as if the URI obtained in the previous step had been used as the value of the `termReference`. If the `termReference's` value is a URI, then it shall be a syntactically valid URI.

7.4.6.4 Format of URN for terms

The following defines the normative form of URN for referring to terms defined in classification schemes specified in this or other parts of the ISO/IEC 15938 standard.

If the `termReferenceType` is a URI, and the term being referenced is defined in ISO/IEC 15938, whether normative or informative, then the URI shall be a URN of the following form:

`urn:mpeg:mpeg7:cs:`*`SchemeName`*`:`*`termID`*"

The "`urn:mpeg:mpeg7:cs:`*`SchemeName`*" is the URN identifying the classification scheme for this term, as specified in 7.4. The *`termID`* part of the URN shall match the `termID` attribute value specified for the term in the term's definition. Note however that URN's defined in the MPEG URN namespace are case insensitive and therefore the use of upper and lowercase letters are not distinguished in both *`termID`* and *`schemeName`*

For classification schemes that are not defined in ISO/IEC 15938, the form of the URI used to reference terms is not specified by this standard. However, using a URN for term reference URIs is strongly recommended.

7.4.7 ClassificationSchemeAlias datatype

7.4.7.1 Introduction

The `ClassificationSchemeAlias` datatype assigns an alias to a classification scheme so that term references (`termReference`) can use an abbreviated reference form. The use of classification scheme aliases is specified in the subclause defining the `termReference` datatype.

7.4.7.2 ClassificationSchemeAlias datatype syntax

```
<!-- ################################################################ -->
<!--  Definition of ClassificationSchemeAlias datatype (7.4.7)  -->
<!-- ################################################################ -->

<!-- Definition of ClassificationSchemeAlias datatype  -->
<complexType name="ClassificationSchemeAliasType">
   <complexContent>
   <extension base="mpeg7:HeaderType">
         <attribute name="alias" type="NMTOKEN" use="required"/>
         <attribute name="href" type="anyURI" use="required"/>
      </extension>
```


--`,,```,,,,````-`-`,,`,,`,`,,`---
Copyright International Organization for Standardization
Provided by IHS under license with ISO
No reproduction or networking permitted without license from IHS
Not for Resale
© ISO/IEC 2003 – All rights reserved

```
    </complexContent>
</complexType>
```

7.4.7.3 ClassificationSchemeAlias datatype semantics

Semantics of the `ClassificationSchemeAliasType`:

Name	Definition
`ClassificationSchemeAliasType`	Describes an alias for a `ClassificationScheme` referenced by a URI.
`alias`	Describes the alias assigned to the classification scheme. The scope of the alias assigned shall be the entire description regardless of where the `ClassificationSchemeAlias` appears in the description.
`href`	Describes a reference to the classification scheme that is being aliased using a URI. The classification schemes defined in this standard, whether normative or informative, shall be referenced using the identifying value defined by the `uri` attribute of the `ClassificationScheme` for that classification scheme.

7.4.8 GraphicalClassificationScheme DS

7.4.8.1 Introduction

The `GraphicalClassificationScheme` DS allow classification schemes to be used with graphs. A `GraphicalClassificationScheme` DS contains a list of `GraphicalTermDefinitions`, each of which is an instance of the `Graph` DS or a rule for changing one graph into another. A process of changing or rewriting graphs according to rules is called graph production, and the individual rules are called production rules.

Some examples of productions are: changing a node in a graph to a subgraph, changing a relation in a graph to a subgraph, deleting or adding nodes and edges, or gluing two graphs together. These can be used to enrich a description, to modify a description that is no longer accurate, or to join together several descriptions into a single descriptive whole. As with any rewriting system, production rules may be used to represent inference rules.

There are several uses for graphical classification schemes: providing structural templates instantiated by description schemes, validating descriptions having application-defined structure, and as a list of allowable rules for graph productions.

7.4.8.2 GraphicalClassificationScheme DS syntax

```
<!-- ########################################################## -->
<!--  Definition of GraphicalClassificationScheme DS (7.4.8)  -->
<!-- ########################################################## -->

<!-- Definition of GraphicalClassificationScheme DS  -->
<complexType name="GraphicalClassificationSchemeType">
   <complexContent>
      <extension base="mpeg7:ClassificationSchemeBaseType">
         <sequence>
            <element name="GraphicalTerm" type="mpeg7:GraphicalTermDefinitionType"
                minOccurs="1" maxOccurs="unbounded"/>
         </sequence>
         <attribute name="strict" type="boolean" use="optional" default="false"/>
      </extension>
```

© ISO/IEC 2003 – All rights reserved

Copyright International Organization for Standardization
Provided by IHS under license with ISO
No reproduction or networking permitted without license from IHS
Not for Resale

```
    </complexContent>
</complexType>
```

7.4.8.3 GraphicalClassificationScheme DS semantics

Semantics of the `GraphicalClassificationSchemeType`:

Name	*Definition*
`GraphicalClassificationSchemeType`	Describes a classification scheme in which the definition entries are instances of the `Graph` DS or of one of the GraphRuleDefinitions.
`GraphicalTerm`	Describes one term in this classification scheme. The termID for each term shall be unique within this classification scheme.
`strict`	Indicates whether any morphism to a graph in this graphical classification scheme shall be strict. If this attribute has a value of true, only the "`urn:cs:mpeg:mpeg7:cs:GraphRelationCS:2001:identity`" relation (specified in 7.7.5) can occur in the morphism graph. This attribute is used to restrict use to exact replicas.

7.4.9 GraphicalTermDefinition DS

7.4.9.1 Introduction

The `GraphicalTermDefinition` DS defines a graphical term in a GraphicalClassificationScheme DS. It derives by extension from `TermDefinitionBaseType`.

Within a `GraphicalTermDefinition`, there is one of the following:

1. A `Template` graph: Describes a model or template for a graph, or to control the list of allowable graphs in a particular application.

2. An `Alphabet` graph: Defines the structural vocabulary, the "alphabet", used by a set of production rules of the pullback or double pullback type.

3. A `GraphRuleDefinition:` Defines a graph production rule using one of four paradigms:

    a. A *pullback* rule is used principally for expanding a graph node into a subgraph.

    b. A *double pullback* rule is used to replace a subgraph by first collapsing it to a node, then expanding that node to a new subgraph.

    c. A *pushout* rule is used for gluing together two graphs, and then, optionally deleting some edges and nodes.

    d. A *double pushout* rule is used to delete some portions of a graph (usually edges), and then to add some other portions.

In order to establish a link between a graph and a graph in a `GraphicalTerm` in a `GraphicalClassificationScheme`, a `MorphismGraph` is used. This is basically a mapping designated by giving the individual node and edge correspondences. In order to qualify as a morphism, for any edge e that is mapped to an edge h, the end points (source and target) of e must be mapped to the end points of h.

© ISO/IEC 2003 – All rights reserved
Copyright International Organization for Standardization
Provided by IHS under license with ISO
No reproduction or networking permitted without license from IHS
Not for Resale

7.4.9.2 GraphicalTermDefinition DS syntax

```
<!-- ################################################ -->
<!--  Definition of GraphicalTermDefinition DS (7.4.9)  -->
<!-- ################################################ -->

<!-- Definition of GraphicalTermDefinition DS  -->
<complexType name="GraphicalTermDefinitionType">
   <complexContent>
      <extension base="mpeg7:TermDefinitionBaseType">
         <choice>
            <element name="TemplateGraph" type="mpeg7:GraphType"/>
            <element name="AlphabetGraph" type="mpeg7:GraphType"/>
            <element name="ProductionRule"
               type="mpeg7:GraphicalRuleDefinitionType"/>
         </choice>
      </extension>
   </complexContent>
</complexType>
```

7.4.9.3 GraphicalTermDefinition DS semantics

Semantics of the `GraphicalTermDefinitionType`:

Name	*Definition*
`GraphicalTermDefinitionType`	Describes a graphical term definition in a graphical classification scheme. It can contain an instance of a template graph, an alphabet graph or a rule for changing one graph into another.
`TemplateGraph`	Describes a graph that is used to validate graphs against the classification scheme, or as a template for creating new graphs.
`AlphabetGraph`	Describes an alphabet graph that is used to define the structural vocabulary, or "alphabet", used by a set of production rules of the pullback or double pullback types.
`ProductionRule`	Describes a production rule as a term in a graphical classification Scheme. It can be any of four types: pullback, double pullback, pushout, or double pushout.

7.4.10 GraphicalRuleDefinition DS

7.4.10.1 Introduction

The GraphicalRuleDefinition description scheme is is an abstract datatype for representing a production rule in a graphical term definition. It is a base type from which the different kind of production rules are derived.

7.4.10.2 GraphicalRuleDefinition DS syntax

```
<!-- ################################################ -->
<!--  Definition of GraphicalRuleDefinition DS (7.4.10)  -->
<!-- ################################################ -->

<!-- Definition of GraphicalRuleDefinition DS  -->
```

--`,,```,,,,````-`-`,,`,,`,`,,`---

© ISO/IEC 2003 – All rights reserved
Copyright International Organization for Standardization
Provided by IHS under license with ISO
No reproduction or networking permitted without license from IHS
Not for Resale

```
<complexType name="GraphicalRuleDefinitionType" abstract="true">
   <complexContent>
      <extension base="mpeg7:DSType">
         <sequence>
            <element name="TemplateGraph" type="mpeg7:GraphType" minOccurs="0" />
         </sequence>
      </extension>
   </complexContent>
</complexType>
```

7.4.10.3 GraphicalRuleDefinition DS semantics

Semantics of the `GraphicalRuleDefinitionType`:

Name	*Definition*
`GraphicalRuleDefinitionType`	Describes production rules in graphical classification schemes (abstract).
`TemplateGraph`	Describes a template graph that an input graph (or subgraph of the input graph) to the production rule must match for the rule to be applicable. If the graph does not match, then the rule is not applicable to that graph. A pair of graphs or subgraphs matches if there is a graph isomorphism between them.

7.4.11 PullbackDefinition DS

7.4.11.1 Introduction

The `PullbackDefinition DS` is derived from the `GraphicalRuleDefinition` and defines a pullback production rule. A pullback production rule works as follows:

- The rule is defined by defining a Rule graph, an Alphabet graph, and a morphism between them. The Alphabet graph has sections that correspond to three parts: (1) Context, (2) Interface, and (3) Unknown. These are defined as follows and are illustrated in Figure 8:

  1) The *Context* portion of the Alphabet graph corresponds to all the parts of the input graph that shall not be changed, and do not connect to anything that shall be changed. It is usually denoted by a single node, which corresponds to any node type, and that node is connected to itself by a single edge, which corresponds to any edge type. The Context graph may be restricted to limit the form of the context for application of the rule.

  2) The *Interface* portion of the Alphabet graph consists of the nodes that shall remain unchanged that are connected to the Unknown portion (which shall change). The Context and the Interface portions are usually connected by edges corresponding to any type of edge, and the nodes in the interface may also correspond to nodes of any type. Once again, this may be restricted if the interface nodes need to be of a specific type, or the connections to the Context need to be constrained.

  3) The *Unknown* portion of the Alphabet graph corresponds to the portion of the input graph that shall be rewritten or replaced. It is usually denoted by a single node that corresponds to any node, and a single edge that starts and ends at the single node, also corresponding to any edge; but again, these may be restricted in some applications.

- The Rule graph is also divided into Context, Interface, and Unknown, and the morphism between the Rule graph and the Alphabet graph reflects this: the morphism maps the Rule graph Context to the Alphabet graph Context, the Rule graph Interface to the Alphabet graph Interface, and the Rule graph Unknown to the Alphabet graph Unknown. Usually, the Rule graph Context and Interface portions are identical to the Alphabet graph Context and Interface portions, and the mapping on these subgraphs is the identity.

© ISO/IEC 2003 – All rights reserved
Copyright International Organization for Standardization
Provided by IHS under license with ISO
No reproduction or networking permitted without license from IHS
Not for Resale

- When a Morphism graph is provided mapping the input to the Alphabet graph, the part of the input graph mapped to the Context is the Context portion of the input graph. Likewise the parts mapped to the Interface and Unknown portions are the Interface and Unknown portions respectively. Usually, the Pullback rule is used for node replacement. In this case, the node in the input graph that is to be replaced is treated as if it were a node with an edge to itself, making the mapping to the Unknown in the Alphabet graph an identity or isomorphism. However, it need not be, and some techniques map multiple such nodes to the Unknown.

- The product now proceeds as follows:

    a. For each node on the Alphabet graph, each input graph node mapped to it and each rule graph node mapped to it create one output graph node.

    b. For each edge, each input graph edge and each rule graph edge create one output graph edge.

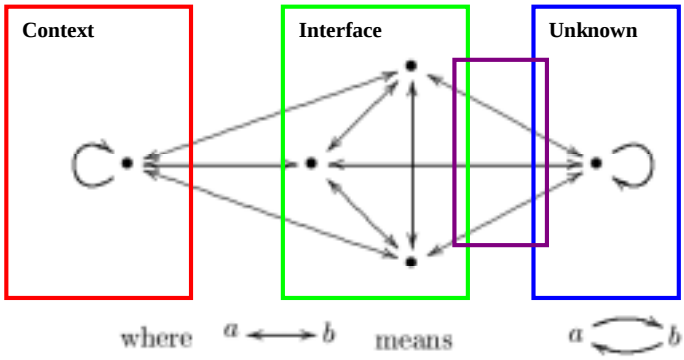

Figure 8 — Relationship of the context, interface, and unknown portions of an Alphabet graph

For example, suppose that there are two nodes in the Alphabet connected by two edges. Suppose as well that the input graph maps two nodes connected by two edges to the two nodes and one of the edges. Finally, suppose that the Rule maps two nodes to the two nodes, and two edges to the same edge. The resultant graph should have two nodes and four edges.

If

i. the Rule and the Alphabet graph correspond exactly on the Context and Interface nodes,

ii. and the Context node is a single node with a single edge to itself,

iii. and if the mapping of the Context and Interface parts of the input graph onto the Alphabet graph are 1-1,

then:

i. the Context and the Interface nodes, together with their mutual connections shall be mapped faithfully to the output graph, and,

ii. the Unknown portion of the Rule graph shall be reproduced in place of each node of the input graph which is mapped to the Unknown, and,

iii. the connecting edges shall contain one edge for each pair of edges, one from the input graph, and one from the Rule graph, which are mapped onto the same edge of the Alphabet graph.

© ISO/IEC 2003 – All rights reserved

Copyright International Organization for Standardization
Provided by IHS under license with ISO
No reproduction or networking permitted without license from IHS
Not for Resale

7.4.11.2 PullbackDefinition DS semantics

```
<!-- ################################################ -->
<!--  Definition of PullbackDefinition DS (7.4.11)  -->
<!-- ################################################ -->

<!-- Definition of PullbackDefinition DS  -->
<complexType name="PullbackDefinitionType">
   <complexContent>
      <extension base="mpeg7:GraphicalRuleDefinitionType">
         <sequence>
            <element name="RuleGraph" type="mpeg7:GraphType"/>
            <choice>
               <element name="AlphabetGraph" type="mpeg7:GraphType"/>
               <element name="AlphabetGraphRef"
                  type="mpeg7:ControlledTermUseType"/>
            </choice>
            <element name="MorphismGraph" type="mpeg7:MorphismGraphType"/>
         </sequence>
      </extension>
   </complexContent>
</complexType>
```

7.4.11.3 GraphicalRuleDefinition DS semantics

Semantics of the `PullbackDefinitionType`:

Name	*Definition*
`PullbackDefinitionType`	Describes a graphical rule definition for a pullback production rule.
`RuleGraph`	Describes the rule graph for the pullback. This specifies material to be substituted for the unknown portion of the input.
`AlphabetGraph`	Describes the alphabet graph for the pullback. This specifies how the input is mapped to context, interface, and unknown parts of the alphabet graph.
`AlphabetGraphRef`	Describes a reference to a term defining an alphabet graph. This allows the same alphabet graph to be used for multiple production rules.
`MorphismGraph`	Describes the morphism between the rule graph and the alphabet graph, which specifies how to apply the pullback

7.4.12 DoublePullbackDefinition DS

7.4.12.1 Introduction

The DoublePullbackDefinition is derived from GraphicalRuleDefinition and defines a production rule executed by the double pullback production method. Each half of a double pullout is a pullback (see PullbackDefinition DS), but the first pullback is run in reverse. It is usually used to replace a subgraph with a different subgraph. The process is as follows:

1) A double pullback is defined by two Rule graphs, each of which is mapped by Morphism graphs to the same Alphabet graph. As in the usual construction for a pullback rule, the Context and Interface portions of each rule graph maps by identity to the Context and Interface portions of the Alphabet. The Unknown portion of the Alphabet graph is usually a unit (a single node with an edge to itself), but need not be for specialized applications.

© ISO/IEC 2003 – All rights reserved
Copyright International Organization for Standardization
Provided by IHS under license with ISO
No reproduction or networking permitted without license from IHS
Not for Resale

2) The input graph is mapped by a Morphism graph to one of the two rule graphs—normally, the input graph shall "match" only one of the rule graphs and this shall determine the "direction" of the rule. As in the pullback method, the Context and Interface portions of the input graph are defined by the fact that the Morphism graph takes them to the Context and Interface portions of the Rule graph. The Unknown portion of the input graph maps to the Unknown portion of the Rule graph. This implies an intermediary graph, with the Context and Interface portions such that when multiplied (as above) by the Rule graph, one gets the input Context and Interface portions. Likewise, the Unknown portion of the intermediary graph is a factorization of the input graph by the Unknown portion of the Rule graph.

3) This intermediary graph becomes the input graph to a second Pullback operation defined by the Alphabet graph and the second Rule graph. The result is the result of this Pullback.

4) In the simplest case, the Unknown portion of the input graph maps isomorphically onto the Unknown portion of the Rule graph. Since the factor that would produce this situation is the unit, the Unknown portion of the input is replaced in the intermediary graph by a unit, essentially that part of the input has been collapsed to a node. Then this unit, when fed into the second pullback, is replaced by the Unknown portion of the second Rule graph. Consequently, in this simple case, the operation replaces a section of a graph with something else, and hooks up all the appropriate edges.

7.4.12.2 DoublePullbackDefinition DS syntax

```
<!-- ################################################ -->
<!--  Definition of DoublePullbackDefinition DS (7.4.12)  -->
<!-- ################################################ -->

<!-- Definition of DoublePullbackDefinition DS  -->
<complexType name="DoublePullbackDefinitionType">
   <complexContent>
      <extension base="mpeg7:GraphicalRuleDefinitionType">
         <sequence>
            <element name="RuleGraph" type="mpeg7:GraphType"
               minOccurs="2" maxOccurs="2"/>
            <choice>
               <element name="AlphabetGraph" type="mpeg7:GraphType"/>
               <element name="AlphabetGraphRef"
                  type="mpeg7:ControlledTermUseType"/>
            </choice>
            <element name="MorphismGraph" type="mpeg7:MorphismGraphType"
               minOccurs="2" maxOccurs="2"/>
         </sequence>
      </extension>
   </complexContent>
</complexType>
```

--`,,```,,,,````-`-`,,`,,`,`,,`---

© ISO/IEC 2003 – All rights reserved

Copyright International Organization for Standardization
Provided by IHS under license with ISO
No reproduction or networking permitted without license from IHS
Not for Resale

7.4.12.3 DoublePullbackDefinition DS semantics

Semantics of the DoublePullbackDefinitionType:

Name	*Definition*
DoublePullbackDefinitionType	Describes a graphical rule definition for a double pullback production rule.
RuleGraph	Describes the two rule graphs required to implement the double pullback production rule. The first can specify the portion of the input to be collapsed to a node, and the second the replacement graph for the collapsed node.
AlphabetGraph	Describes the alphabet graph for the double pullback production rule. The two rule graphs map to each other through this graph, which serves as an intermediary in the production process.
AlphabetGraphRef	Describes a reference to an alphabet graph. This allows the same alphabet graph to be used for multiple production rules.
MorphismGraph	Describes two morphism graphs, each of which maps a rule graph to an alphabet graph and thus defines the double pullback production rule.

7.4.13 PushoutDefinition DS

7.4.13.1 Introduction

The PushoutDefinition DS derives from GraphicalRuleDefinition DS and defines a rule executed by the pushout production method. Figure 9 illustrates the construction of a pushout rule. There are three definitions of a pushout production method, all of which are accommodated by the PushoutDefinition DS.

1. A pushout operation is a gluing operation. An injective map that maps every node and edge in the left hand side graph (LHS) to an edge or node in the right hand side (RHS) graph is used to form a gluing rule. The image (i.e. the result of applying the mapping) of the LHS graph in the RHS graph constitutes a portion of the RHS graph to be glued, and the rule is applied by mapping the LHS graph to an input graph. For each node in the LHS graph, there is an image node in the RHS, and an image node in the LHS graph, and these two nodes are glued together, resulting in a single node in the output graph. For each edge, the same process is done. This is the basic pushout operation.

2. A pushout can define a partial morphism (such a rule is usually called a single pushout or SPO). This means that a mapping is defined from only a portion of the LHS to the RHS (unlike the first case, where the mapping is total for the LHS graph). When the mapping is defined from the LHS to the input graph, it is interpreted as follows: For every node and edge in the input graph that is the image of a node or edge in the partial morphism, the operation is identical to the basic pushout, and is a gluing. Any any nodes or edges which are the image of portions of the LHS, which are not parts of the partial morphism, are deleted from the final graph. So this production method is a deletion plus gluing operation.

3. There is a pushout method called a 3/2 pushout, which is used for some types of blending in mental spaces. The 3/2 pushout requires that an order (in terms of preferences) be defined for the edges in a set of, and that for any pair of edges there exist a common maximal edge. In the order over edges, identification (equivalence) is considered to be maximal for any edge. A 3/2 pushout is a gluing operation and a map from the LHS to the output graph which is preferred to either of the two composite maps in the pushout, and if, given any other pair of maps from the input and the RHS to a third graph G (which factors into maps to the output and a map from the composite to G) the set of maps from the output to G has a maximal element. For example, if the LHS is linked with the media (or a Segment), and the RHS and input graph are both descriptions of parts of the LHS, then the pushout of these is the "best“ description of the media that can be formed by gluing them together.

© ISO/IEC 2003 – All rights reserved
Copyright International Organization for Standardization
Provided by IHS under license with ISO
No reproduction or networking permitted without license from IHS
Not for Resale

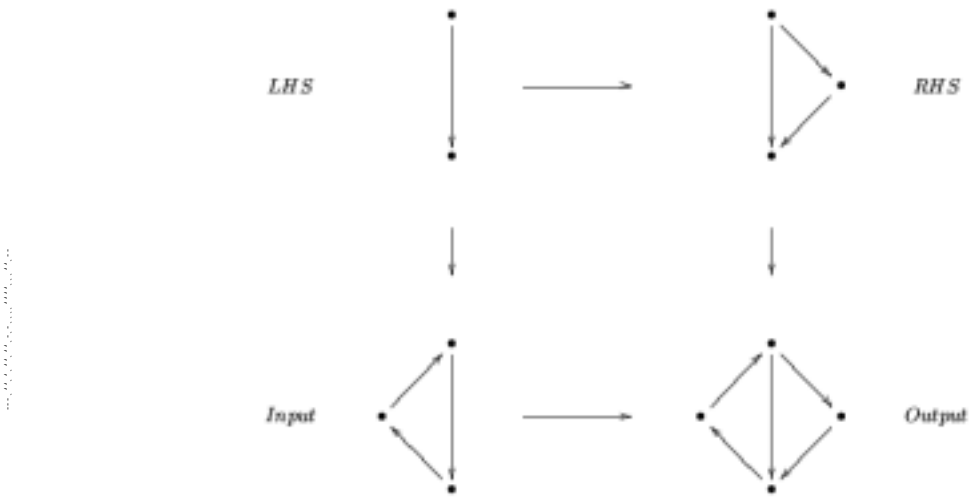

Figure 9 — Illustration of the construction of a pushout rule

These three rules are expressed with the `PushoutDefinition` DS. If the morphism is total, then a basic pushout is defined, if it is partial, a single pushout is defined. The 3/2 pushout can be implemented by using `SemanticState` and the `MembershipFunctions`.

7.4.13.2 PushoutDefinition DS syntax

```
<!-- ################################################ -->
<!--  Definition of PushoutDefinition DS (7.4.13)  -->
<!-- ################################################ -->

<!-- Definition of PushoutDefinition DS  -->
<complexType name="PushoutDefinitionType">
   <complexContent>
      <extension base="mpeg7:GraphicalRuleDefinitionType">
         <sequence>
            <element name="LHSGraph" type="mpeg7:GraphType"/>
            <element name="RHSGraph" type="mpeg7:GraphType"/>
            <element name="MorphismGraph" type="mpeg7:MorphismGraphType"/>
         </sequence>
      </extension>
   </complexContent>
</complexType>
```

7.4.13.3 PushoutDefinition DS semantics

Semantics of the `PushoutDefinitionType`:

Name	*Definition*
`PushoutDefinitionType`	Describes a graphical rule definition for pushout, or single pushout, production rules.
`LHSGraph`	Describe the left hand side (LHS) of the pushout rule.

© ISO/IEC 2003 – All rights reserved

Copyright International Organization for Standardization
Provided by IHS under license with ISO
No reproduction or networking permitted without license from IHS
Not for Resale

Name	*Definition*
RHSGraph	Describes the right-hand-side of the pushout rule.
MorphismGraph	Describes a morphism between the LHSGraph and the RHSGraph. If this morphism is partial (I,e. a mapping in which not all edges and nodes in the LHSGraph are mapped) then the rule is a single pushout rule, and the unreferenced portion of the LHSGraph shall be deleted. If the morphism is total, then the operation is a simple gluing operation.

7.4.14 DoublePushoutDefinition DS

7.4.14.1 Introduciton

The DoublePushoutDefinition DS defines a rule executed by the double pushout (DPO) production method. DoublePushoutDefinition DS extends GraphicalRuleDefinition DS. This production rule is a cut and paste method, usually used with edge replacement. Figure 10 illustrates a double pushout rule. It is specified as follows:

1) The rule is specified by three graphs, connected by two morphisms. The morphisms specify injections (embeddings) of the Context graph into a LHS graph and a RHSGraph. The Context graph corresponds to that portion of the original graph that shall remain unchanged. The portion of the LHS graph that is not in the image of the Context graph corresponds to the portion to be deleted, and the portion of the RHS graph that is not in the image of the Context graph corresponds to what shall be added.

2) An application of the rule is made by specifying a morphism (using a MorphismGraph) between the LHSGraph and an input graph. There are rules for this, known as *dangling conditions*:

    a. No point in the input graph can be the image of both a deleted portion and an unchanged portion of the LHSGraph.

    b. No edges can be left dangling (unconnected because an endpoint was deleted) by the morphism.

3) A graph is created that corresponds to the ContextGraph, as the graph that would need to be glued to the LHSGraph to form the input graph. Then this graph and the RHSGraph are glued along the images of the ContextGraph to form the output. These two gluing operations give the pushout operations its name.

© ISO/IEC 2003 – All rights reserved
Copyright International Organization for Standardization
Provided by IHS under license with ISO
No reproduction or networking permitted without license from IHS
Not for Resale

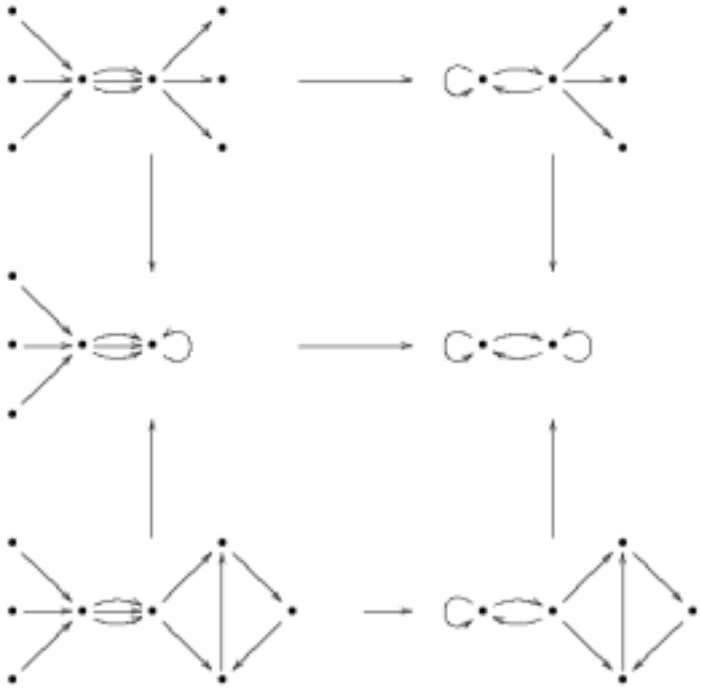

Figure 10 — Illustration of a double pushout rule

7.4.14.2 DoublePushoutDefinition DS syntax

```
<!-- ################################################## -->
<!--  Definition of DoublePushoutDefinition DS (7.4.14)  -->
<!-- ################################################## -->

<!-- Definition of DoublePushoutDefinition DS  -->
<complexType name="DoublePushoutDefinitionType">
   <complexContent>
      <extension base="mpeg7:GraphicalRuleDefinitionType">
         <sequence>
            <element name="LHSGraph" type="mpeg7:GraphType"/>
            <element name="ContextGraph" type="mpeg7:GraphType"/>
            <element name="RHSGraph" type="mpeg7:GraphType"/>
            <element name="MorphismGraph" type="mpeg7:MorphismGraphType"
               minOccurs="2" maxOccurs="2"/>
         </sequence>
      </extension>
   </complexContent>
</complexType>
```

7.4.14.3 DoublePushoutDefinition DS semantics

Semantics of the `DoublePushoutDefinitionType`:

Name	*Definition*
`DoublePushoutDefinitionType`	Describes a graphical rule definition for double pushout production rules.

--`,,```,,,,````-`-`,,`,,`,`,,`---

© ISO/IEC 2003 – All rights reserved
Copyright International Organization for Standardization
Provided by IHS under license with ISO
No reproduction or networking permitted without license from IHS
Not for Resale

Name	*Definition*
`LHSGraph`	Describe a graph specifying the left-hand-side of the pushout rule.
`ContextGraph`	Describe a graph specifying the context graph of the double pushout operation.
`RHSGraph`	Describes a graph specifying the right hand side of the pushout rule.
`MorphismGraph`	Describes two morphism graphs, one from the context to the LHS graph and one from the context to the RHS graph needed to specify the double pushout production rule.

7.4.15 GraphicalTermDefinition DS examples (informative)

7.4.15.1 Introduction

The following subclause presents informative examples showing how each of the four different kinds of graph productions can be expressed using the `GraphicalTermDefinition DS`.

7.4.15.2 Pullback example

Figure 11 shows an example of a pullback operation where the input graph *a, b, c, d, e, f* is modified by the rule graph *1, 2, 3, 4, 5*. This example is presented using a category-theoretic diagram of a pullback graph production:

- The diagram shows the input graph being mapped to the alphabet graph by the morphism F and the rule graph in the upper right being mapped to the alphabet graph by the morphism G. The output graph, shown in the top left, is formed by "pulling back" the two mappings to form the output graph.
- The output of the rule on the input graph can be seen as the result of the replacing node by *c* by nodes *2, 3* and edge *d* by edges *2, 3*.
- The morphism F maps the input graph to the alphabet graph. It maps nodes *a* of the input graph to node *x* of the alphabet graph, nodes *b* and c to nodes *y*, edges *d* and *f* map to *z* and edge *e* to *w* in the alphabet graph. This morphism F is also called an occurrence.
- The morphism G maps the rule graph to the alphabet graph. It maps nodes *2, 3* of the rule graph to node *y* of the alphabet graph and node *1* to *x*. This morphism expresses an operation of graph transformation together with an embedding relation.
- The application of the rule G to the occurrence F is obtained by computing the pullback of the two graph morphisms F and G. Technically, the pullback is a subgraph of the product of *1, 2, 3, 4, 5* by *a, b, c, d, e, f* with respect to the mappings G and F.

In this example, nodes c and b are "multiplied" by nodes 2 and 3 as they map to the same node in the alphabet graph, as do nodes a and 1 and so on, to form the output graph. The construction of the resulting edges is similar for the morphisms on the edges. The edge *d* maps to a part of the alphabet graph that has no counterpart in the rule graph, so it does not end up in the output graph. The output graph contains a copy of the rule graph everywhere that there is a counterpart in the input.

© ISO/IEC 2003 – All rights reserved
Copyright International Organization for Standardization
Provided by IHS under license with ISO
No reproduction or networking permitted without license from IHS
Not for Resale

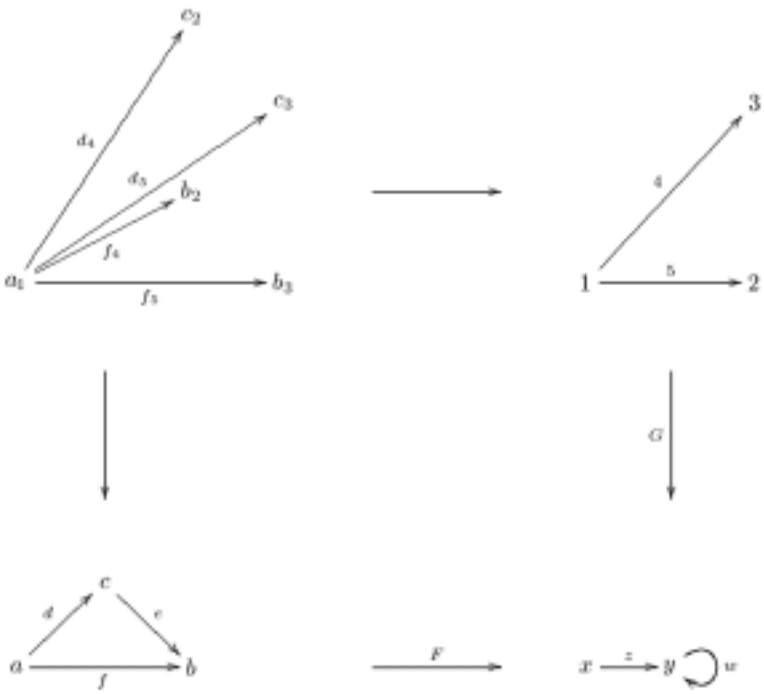

Figure 11 — Illustration of a pullback operation on an input graph modified by a rule graph

The mapping F in the above figure can be written as an adjacency matrix with *a, b, c, d, e, f* as rows and *x, y, z, w* as columns. In this matrix, wherever there is a mapping (e.g. from the node *a* to node *x*) there is a one. The G mapping can be represented similarly. {a,b,c,d,e,f} is the input graph, and the result has a node or edge for every 1 in the matrix: In this matrix, {x, y, z ,w} form the rows, and {1, 2, 3, 4, 5} form the columns.

$$F = \begin{pmatrix} 1 & 0 & 0 & 0 \\ 0 & 1 & 0 & 0 \\ 0 & 1 & 0 & 0 \\ 0 & 0 & 1 & 0 \\ 0 & 0 & 0 & 1 \\ 0 & 0 & 1 & 0 \end{pmatrix} \qquad G' = \begin{pmatrix} 1 & 0 & 0 & 0 & 0 \\ 0 & 1 & 1 & 0 & 0 \\ 0 & 0 & 0 & 1 & 1 \\ 0 & 0 & 0 & 0 & 0 \end{pmatrix}$$

Finally, if the matrix representing the morphism F is multiplied by the transpose of the matrix representing the morphism G, the output of the pullout operation is given as follows, where the rows, *x, y, z, w*, represent the alphabet graph and the columns, *1, 2, 3, 4, 5*, represent the rule graph:

$$\begin{pmatrix} 1 & 0 & 0 & 0 & 0 \\ 0 & 1 & 1 & 0 & 0 \\ 0 & 1 & 1 & 0 & 0 \\ 0 & 0 & 0 & 1 & 1 \\ 0 & 0 & 0 & 0 & 0 \\ 0 & 0 & 0 & 1 & 1 \end{pmatrix}$$

--`,,```,,,,````-`-`,,`,,`,`,,`---

© ISO/IEC 2003 – All rights reserved

Copyright International Organization for Standardization
Provided by IHS under license with ISO
No reproduction or networking permitted without license from IHS
Not for Resale

This illustrates a simple algorithm for calculating the result of a pullback operation: Create the matrix representing each mapping or morphism graph and compute their matrix product. Interpret the resulting matrix as a list of the possible combinations of input and rule elements.

A pullout operation can perform node replacement, which is the easiest operation done by pullback. Divide the input graph is divided up into context, boundary and unknown parts. If the unknown part is mapped to a single node (like the node *y* above), and if the rule graph duplicates the alphabet graph except for what is mapped to this node, then the output shall be the result of replacing the unknown part of the input graph with the unknown part of the rule graph. The result is *node replacement*. When rules are constructed in this three part form, the necessary matrix representations of the functions need only specify the map to the boundary and unknown parts of the alphabet graph.

Consider a production rule that rewrites (or infers from) a semantic description so that objects with "arms" also have "hands." Then, "hands" are added to the nodes using the following rule:

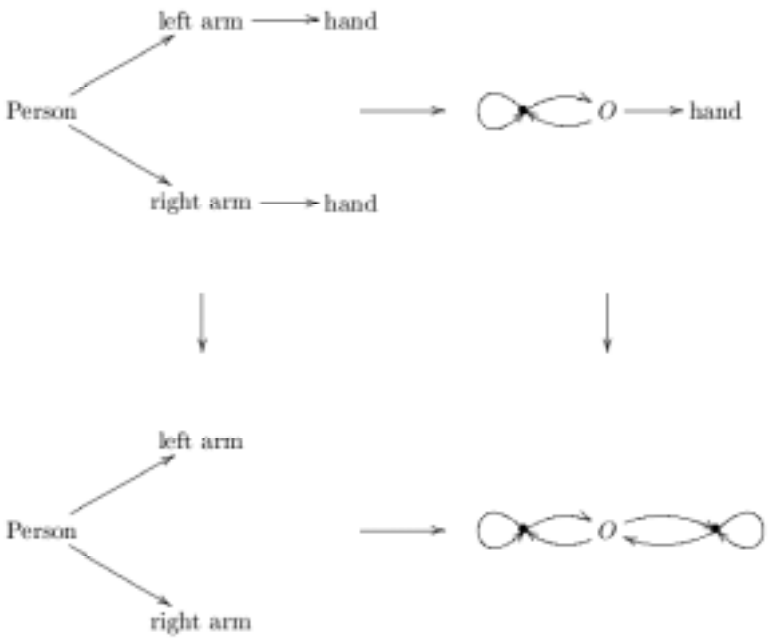

Figure 12 — Example graphical production rule represented by Graphical Classification Scheme

This example consist of thee parts:

(1) `GraphicalClassification DS`. The graphical classification scheme contains two terms:

a. The Alphabet graph term (term "1"). The alphabet graph contains three nodes representing the unknown, boundary, and context. In this graph the boundary node is identified as an Object node.

b. The Production Rule (term "2"). Inside of the production are:

i. The Rule graph. This graph consists of three nodes: a node representing the "hand", a boundary node which is an object, and a third node representing the context.

ii. A graph morphism from the rule graph to the alphabet graph. This morphism maps the node representing "hand" to the "unknown" node in the alphabet graph, the boundary and context nodes are mapped correspondingly.

--`,,```,,,,````-`-`,,`,,`,`,,`---

© ISO/IEC 2003 – All rights reserved
Copyright International Organization for Standardization
Provided by IHS under license with ISO
No reproduction or networking permitted without license from IHS
Not for Resale

c. Morhpism Graph. This establishs the mappings between the rule graph (referred to by the SourceGraphRef) and the alphabet graph that was defined in term "1" (referred to by TargetGraphTermRef).

(2) Semantic DS. This instance of the Semantic DS (see clause 12) describes the situation where "person" has a "leftarm" and a "rightarm." This configuration is represented by a semantic graph "persongraph."

(3) Morphism Graph. The morphism graph (see 7.7.4) represents an application of the production rule defined in term "2" above (SourceGraphRef is "persongraph") to the alphabet graph defined in term 1 (TargetGraphTermRef is "urn:example:cs:Graph1:1").

The complete example description follows:

```
<Mpeg7>
   <Description xsi:type="ClassificationSchemeDescriptionType">
      <ClassificationSchemeBase xsi:type="GraphicalClassificationSchemeType"
         uri="urn:example:cs:Graph1">
         <GraphicalTerm termID="1">
            <AlphabetGraph id="ag">
               <Node id="unknown">
                  <Name href="urn:example:any"/>
               </Node>
               <Node id="boundary">
                  <Name href="urn:example:Object"/>
               </Node>
               <Node id="context">
                  <Name href="urn:example:any"/>
               </Node>
               <Relation id="ag1" source="#unknown" target="#unknown"
                  type="urn:example:any"/>
               <Relation id="ag2" source="#boundary" target="#unknown"
                  type="urn:example:any"/>
               <Relation id="ag3" source="#unknown" target="#boundary"
                  type="urn:example:any"/>
               <Relation id="ag4" source="#boundary" target="#context"
                  type="urn:example:any"/>
               <Relation id="ag5" source="#context" target="#boundary"
                  type="urn:example:any"/>
               <Relation id="ag6" source="#context" target="#context"
                  type="urn:example:any"/>
            </AlphabetGraph>
         </GraphicalTerm>
         <GraphicalTerm termID="2">
            <ProductionRule xsi:type="PullbackDefinitionType">
               <RuleGraph id="rg">
                  <Node id="rghand">
                     <Name href="urn:example:HandObject"/>
                  </Node>
                  <Node id="rgboundary">
                     <Name href="urn:example:Object"/>
                  </Node>
                  <Node id="rgcontext">
                     <Name href="urn:example:any"/>
                  </Node>
                  <Relation id="rg1" source="#rgboundary" target="#rghand"
                     type="urn:example:contains"/>
                  <Relation id="rg2" source="#rgboundary" target="#rgcontext"
                     type="urn:example:any"/>
                  <Relation id="rg3" source="#rgcontext" target="#rgboundary"
```

© ISO/IEC 2003 – All rights reserved

Copyright International Organization for Standardization
Provided by IHS under license with ISO
No reproduction or networking permitted without license from IHS
Not for Resale

```
                        type="urn:example:any"/>
                    <Relation id="rg4" source="#rgcontext" target="#rgcontext"
                        type="urn:example:any"/>
                </RuleGraph>
                <AlphabetGraphRef href="urn:example:cs:Graph1:1"/>
                <MorphismGraph>
                    <Relation source="#rghand" target="#unknown"
                        type="urn:mpeg:mpeg7:cs:GraphRelationCS:2001:identity"/>
                    <Relation source="#rgboundary" target="#boundary"
                        type="urn:example:any"/>
                    <Relation source="#rgcontext" target="#context"
                        type="urn:example:any"/>
                    <Relation source="#rg1" target="#ag2" type="urn:example:any"/>
                    <Relation source="#rg2" target="#ag4" type="urn:example:any"/>
                    <Relation source="#rg3" target="#ag5" type="urn:example:any"/>
                    <Relation source="#rg4" target="#ag6" type="urn:example:any"/>
                    <SourceGraphRef href="#rg"/>
                    <TargetGraphTermRef href="urn:example:cs:Graph1:1"/>
                </MorphismGraph>
            </ProductionRule>
        </GraphicalTerm>
    </ClassificationSchemeBase>
</Description>
<Description xsi:type="SemanticDescriptionType">
    <Semantics>
        <Label>
            <Name>Semantic description of "person" with "leftarm" and "rightarm".
            </Name>
        </Label>
        <SemanticBase xsi:type="ObjectType" id="person">
            <Label>
                <Name>Person</Name>
            </Label>
        </SemanticBase>
        <SemanticBase xsi:type="ObjectType" id="leftarm">
            <Label>
                <Name>left arm</Name>
            </Label>
        </SemanticBase>
        <SemanticBase xsi:type="ObjectType" id="rightarm">
            <Label>
                <Name>right arm</Name>
            </Label>
        </SemanticBase>
        <Graph id="persongraph">
            <Relation id="person1" type="urn:example:has" source="#person"
                target="#leftarm"/>
            <Relation id="person2" type="urn:example:has" source="#person"
                target="#rightarm"/>
        </Graph>
    </Semantics>
</Description>
<Description xsi:type="SemanticDescriptionType">
    <Semantics>
        <Label>
            <Name> Morphisms graph of relations </Name>
        </Label>
        <Graph xsi:type="MorphismGraphType">
            <Relation source="#object3" target="#tom1"
                type="urn:mpeg:mpeg7:cs:GraphRelationCS:2001:identity"/>
            <Relation source="#object4" target="#mary1"
```


© ISO/IEC 2003 – All rights reserved
Copyright International Organization for Standardization
Provided by IHS under license with ISO
No reproduction or networking permitted without license from IHS
Not for Resale

```
                type="urn:mpeg:mpeg7:cs:GraphRelationCS:2001:identity"/>
             <Relation source="#lhs1" target="#ew1"
                type="urn:mpeg:mpeg7:cs:GraphRelationCS:2001:identity"/>
             <SourceGraphTermRef href="urn:example:cs:Graph2:1"/>
             <TargetGraphRef href="#eastwestgraph"/>
          </Graph>
       </Semantics>
    </Description>
</Mpeg7>
```

7.4.15.3 Double pullback example

In the double pullback, the input graph is mapped to a rule graph. This is used, usually, to collapse a particular part of the input graph to a node, so it can be replaced. The replacement is the second rule. It gives more control for this type of operation than a pullback rule, since one can validate how the collapsed section should look.

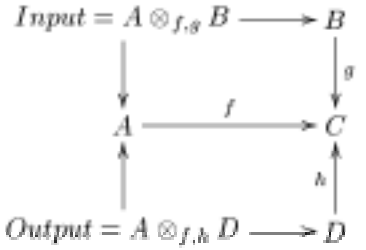

Figure 13 — Illustration of double pullback in which an input graph is mapped to a rule graph

In the following example, this is used to take a beach, described as having Sun, Waves, and Fish, and convert it to a more northerly description. The input is collapsed to Beach, with the necessary placeholder, then the second rule pastes in Clouds, Icebergs, and Seals.

© ISO/IEC 2003 – All rights reserved

Copyright International Organization for Standardization
Provided by IHS under license with ISO
No reproduction or networking permitted without license from IHS
Not for Resale

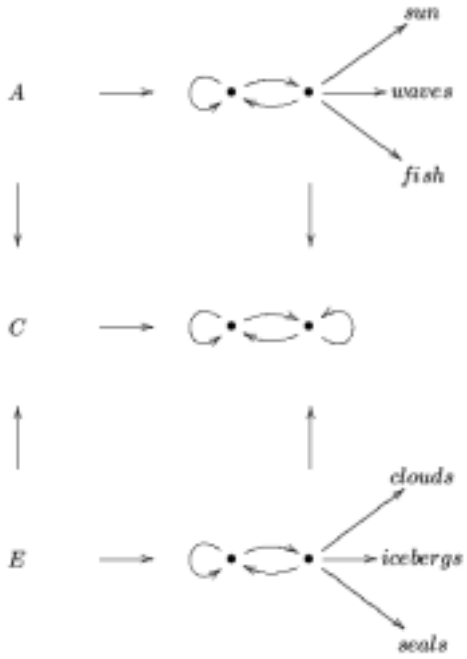

Figure 14 — An example of a double pushout rule

```
<Mpeg7>
   <Description xsi:type="ClassificationSchemeDescriptionType">
      <ClassificationSchemeBase xsi:type="GraphicalClassificationSchemeType"
         uri="urn:example:cs:Graph2">
         <GraphicalTerm termID="1">
            <AlphabetGraph id="ag">
               <Node id="unknown">
                  <Name href="urn:example:any"/>
               </Node>
               <Node id="context">
                  <Name href="urn:example:any"/>
               </Node>
               <Relation id="ag1" source="#unknown" target="#unknown"
                  type="urn:example:any"/>
               <Relation id="ag2" source="#unknown" target="#context"
                  type="urn:example:any"/>
               <Relation id="ag3" source="#context" target="#unknown"
                  type="urn:example:any"/>
               <Relation id="ag4" source="#context" target="#context"
                  type="urn:example:any"/>
            </AlphabetGraph>
         </GraphicalTerm>
         <GraphicalTerm termID="2">
            <ProductionRule xsi:type="DoublePullbackDefinitionType">
               <RuleGraph id="rule1">
                  <Node id="rg1context">
                     <Name href="urn:example:any"/>
                  </Node>
                  <Node id="sun">
                     <Name href="urn:example:Sun"/>
                  </Node>
                  <Node id="waves">
                     <Name href="urn:example:waves"/>
```


© ISO/IEC 2003 – All rights reserved
Copyright International Organization for Standardization
Provided by IHS under license with ISO
No reproduction or networking permitted without license from IHS
Not for Resale

```
            </Node>
            <Node id="fish">
               <Name href="urn:example:fish"/>
            </Node>
            <Relation id="rg11" source="#rg1context" target="#context"
               type="urn:example:any"/>
            <Relation id="rg12" source="#rg1context" target="#sun"
               type="urn:example:contains"/>
            <Relation id="rg13" source="#rg1context" target="#waves"
               type="urn:example:contains"/>
            <Relation id="rg14" source="#rg1context" target="#fish"
               type="urn:example:contains"/>
         </RuleGraph>
         <RuleGraph id="rule2">
            <Node id="rg2context">
               <Name href="urn:example:any"/>
            </Node>
            <Node id="clouds">
               <Name href="urn:example:clouds"/>
            </Node>
            <Node id="icebergs">
               <Name href="urn:example:icebergs"/>
            </Node>
            <Node id="seals">
               <Name href="urn:example:seals"/>
            </Node>
            <Relation id="rg21" source="#rg2context" target="#context"
               type="urn:example:any"/>
            <Relation id="rg22" source="#rg2context" target="#clouds"
               type="urn:example:contains"/>
            <Relation id="rg23" source="#rg2context" target="#icebergs"
               type="urn:example:contains"/>
            <Relation id="rg24" source="#rg2context" target="#seals"
               type="urn:example:contains"/>
         </RuleGraph>
         <AlphabetGraphRef href="urn:example:cs:Graph2:1"/>
         <MorphismGraph>
            <Relation source="#rg1context" target="#context"
               type="urn:mpeg:mpeg7:cs:GraphRelationCS:2001:identity"/>
            <Relation source="#waves" target="#unknown"
               type="urn:mpeg:mpeg7:cs:GraphRelationCS:2001:identity"/>
            <Relation source="#sun" target="#unknown"
               type="urn:mpeg:mpeg7:cs:GraphRelationCS:2001:identity"/>
            <Relation source="#fish" target="#unknown"
               type="urn:mpeg:mpeg7:cs:GraphRelationCS:2001:identity"/>
            <Relation source="#rg11" target="#ag4"
               type="urn:mpeg:mpeg7:cs:GraphRelationCS:2001:identity"/>
            <Relation source="#rg12" target="#ag3"
               type="urn:mpeg:mpeg7:cs:GraphRelationCS:2001:identity"/>
            <Relation source="#rg13" target="#ag3"
               type="urn:mpeg:mpeg7:cs:GraphRelationCS:2001:identity"/>
            <Relation source="#rg14" target="#ag3"
               type="urn:mpeg:mpeg7:cs:GraphRelationCS:2001:identity"/>
            <SourceGraphRef href="#rule1"/>
            <TargetGraphRef href="#ag"/>
         </MorphismGraph>
         <MorphismGraph>
            <Relation source="#rg2context" target="#context"
               type="urn:mpeg:mpeg7:cs:GraphRelationCS:2001:identity"/>
            <Relation source="#clouds" target="#unknown"
               type="urn:mpeg:mpeg7:cs:GraphRelationCS:2001:identity"/>
```

© ISO/IEC 2003 – All rights reserved

Copyright International Organization for Standardization
Provided by IHS under license with ISO
No reproduction or networking permitted without license from IHS
Not for Resale

```
                    <Relation source="#icebergs" target="#unknown"
                       type="urn:mpeg:mpeg7:cs:GraphRelationCS:2001:identity"/>
                    <Relation source="#waves" target="#unknown"
                       type="urn:mpeg:mpeg7:cs:GraphRelationCS:2001:identity"/>
                    <Relation source="#rg21" target="#ag4"
                       type="urn:mpeg:mpeg7:cs:GraphRelationCS:2001:identity"/>
                    <Relation source="#rg22" target="#ag3"
                       type="urn:mpeg:mpeg7:cs:GraphRelationCS:2001:identity"/>
                    <Relation source="#rg23" target="#ag3"
                       type="urn:mpeg:mpeg7:cs:GraphRelationCS:2001:identity"/>
                    <Relation source="#rg24" target="#ag3"
                       type="urn:mpeg:mpeg7:cs:GraphRelationCS:2001:identity"/>
                    <SourceGraphRef href="#rule2"/>
                    <TargetGraphRef href="#ag"/>
                </MorphismGraph>
            </ProductionRule>
         </GraphicalTerm>
      </ClassificationSchemeBase>
   </Description>
</Mpeg7>
```

7.4.15.4 Pushout example

A pushout rule is performs a "gluing" operation. The gluing template is encoded using an AlphabetGraph. If the alphabet graph is mapped to some portion of the input graph, then the pushout equates that part of the input with the part of the rule mapped to the same place. Figure 15 illustrates the pushout process.

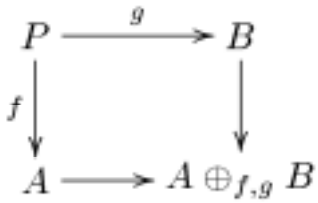

Figure 15 — Illustration of pushout process in which a product graph is used as a gluing template

The following example takes a semantic description of a beach, described as having just beach and sky, and applies a rule that describes a beach as having both a beach and waves. The result (the output of the rule) is a beach with both sky and waves.

```
<Mpeg7>
   <Description xsi:type="ClassificationSchemeDescriptionType">
      <ClassificationSchemeBase xsi:type="GraphicalClassificationSchemeType"
         uri="urn:example:cs:Graph3">
         <GraphicalTerm termID="1">
            <ProductionRule xsi:type="PushoutDefinitionType">
               <LHSGraph id="lhs">
                  <Node id="agbeach">
                     <Name href="urn:example:beach"/>
                  </Node>
               </LHSGraph>
               <RHSGraph id="rhs">
                  <Node id="rgbeach">
                     <Name href="urn:example:beach"/>
                  </Node>
                  <Node id="rgwaves">
```


© ISO/IEC 2003 – All rights reserved
Copyright International Organization for Standardization
Provided by IHS under license with ISO
No reproduction or networking permitted without license from IHS
Not for Resale

```
                        <Name href="urn:example:waves"/>
                    </Node>
                </RHSGraph>
                <MorphismGraph>
                    <Relation source="#agbeach" target="#rgbeach"
                        type="urn:mpeg:mpeg7:cs:GraphRelationCS:2001:identity"/>
                    <SourceGraphRef href="#lhs"/>
                    <TargetGraphRef href="#rhs"/>
                </MorphismGraph>
            </ProductionRule>
        </GraphicalTerm>
    </ClassificationSchemeBase>
</Description>
<Description xsi:type="SemanticDescriptionType">
    <Semantics>
        <Label>
            <Name>Beach scene</Name>
        </Label>
        <SemanticBase xsi:type="ObjectType" id="beach1">
            <Label>
                <Name>Beach</Name>
            </Label>
        </SemanticBase>
        <SemanticBase xsi:type="ObjectType" id="sky1">
            <Label>
                <Name>Sky</Name>
            </Label>
        </SemanticBase>
        <Graph id="beachgraph">
            <Node id="beach" href="#beach1"/>
            <Node id="sky" href="#sky1"/>
        </Graph>
    </Semantics>
</Description>
<Description xsi:type="SemanticDescriptionType">
    <Semantics>
        <Label>
            <Name> Morphisms graph of relations </Name>
        </Label>
        <Graph xsi:type="MorphismGraphType">
            <Relation source="#agbeach" target="#beach"
                type="urn:mpeg:mpeg7:cs:GraphRelationCS:2001:identity"/>
            <SourceGraphTermRef href="urn:example:cs:Graph3:1"/>
            <TargetGraphRef href="#beachgraph"/>
        </Graph>
    </Semantics>
</Description>
</Mpeg7>
```

7.4.15.5 Double pushout example

The double pushout technique is most frequently applied to edge rewriting. It is a cut and paste operation in which the left hand side graph of the graph production is cut to produce a center graph, then whatever is needed is pasted to create the right hand graph. This is illustrated in Figure 16. To use a double pushout rule, make a map from the left hand side graph to an input graph. The map implies the rest of the diagram.

In Figure 16 the rule makes the statement "If Tom is to the west of Mary, then Mary is to the east of Tom." In detail, the map m takes O1 to Tom, O2 to Mary, and the relation west to west. This implies that d should take O1 to Tom and O2 to Mary in the center mapping. The center mapping *d* together with r imply that the map m* should take O1 to Tom, O2 to Mary, and map the relation east between them. The double pushout operation has some symmetry:

© ISO/IEC 2003 – All rights reserved

Copyright International Organization for Standardization
Provided by IHS under license with ISO
No reproduction or networking permitted without license from IHS
Not for Resale

Where it makes sense, instead of making a mophism from the input to the left hand side of the rule, one can make a morphism to the right hand side and get as a result something like the left hand side. There are two caveats: do not leave edges dangling, and don't map any node to both the cut away part and the part that remains (highly unlikely in applications).

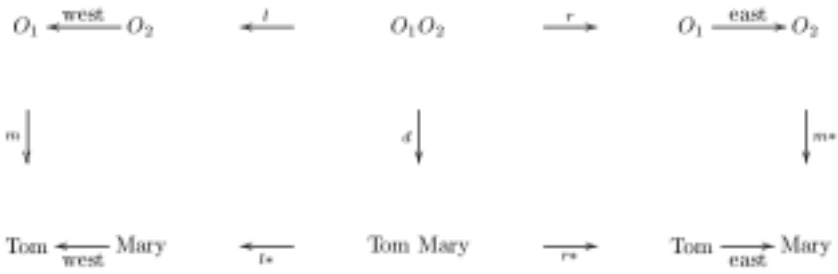

Figure 16 — Illustration of double pushout technique applied to edge rewriting of graphs

7.4.15.6 GraphicalTerm description examples

```
<Mpeg7>
   <Description xsi:type="ClassificationSchemeDescriptionType">
      <ClassificationSchemeBase xsi:type="GraphicalClassificationSchemeType"
         uri="urn:example:cs:Graph4">
         <GraphicalTerm termID="1">
            <ProductionRule xsi:type="DoublePushoutDefinitionType">
               <LHSGraph id="LHS">
                  <Node id="object3">
                     <Name href="urn:example:object"/>
                  </Node>
                  <Node id="object4">
                     <Name href="urn:example:object"/>
                  </Node>
                  <Relation id="lhs1" type="urn:example:west" source="#object4"
                     target="#object3"/>
               </LHSGraph>
               <ContextGraph id="context">
                  <Node id="object1">
                     <Name href="urn:example:object"/>
                  </Node>
                  <Node id="object2">
                     <Name href="urn:example:object"/>
                  </Node>
               </ContextGraph>
               <RHSGraph id="RHS">
                  <Node id="object5">
                     <Name href="urn:example:object"/>
                  </Node>
                  <Node id="object6">
                     <Name href="urn:example:object"/>
                  </Node>
                  <Relation id="rhs1" type="urn:example:east" source="#object5"
                     target="#object6"/>
               </RHSGraph>
               <MorphismGraph>
                  <Relation id="left1"
                     type="urn:mpeg:mpeg7:cs:GraphRelationCS:2001:identity"
                     source="#object1" target="#object3"/>
                  <Relation id="left2"
```


© ISO/IEC 2003 – All rights reserved
Copyright International Organization for Standardization
Provided by IHS under license with ISO
No reproduction or networking permitted without license from IHS
Not for Resale

```
                        type="urn:mpeg:mpeg7:cs:GraphRelationCS:2001:identity"
                        source="#object2" target="#object4"/>
                    <SourceGraphRef href="#context"/>
                    <TargetGraphRef href="#LHS"/>
                </MorphismGraph>
                <MorphismGraph>
                    <Relation id="rgt1"
                        type="urn:mpeg:mpeg7:cs:GraphRelationCS:2001:identity"
                        source="#object1" target="#object3"/>
                    <Relation id="rgt2"
                        type="urn:mpeg:mpeg7:cs:GraphRelationCS:2001:identity"
                        source="#object2" target="#object4"/>
                    <SourceGraphRef href="#context"/>
                    <TargetGraphRef href="#LHS"/>
                </MorphismGraph>
            </ProductionRule>
        </GraphicalTerm>
    </ClassificationSchemeBase>
</Description>
<Description xsi:type="SemanticDescriptionType">
    <Semantics>
        <Label>
            <Name>East West</Name>
        </Label>
        <SemanticBase xsi:type="ObjectType" id="tom">
            <Label>
                <Name>Tom</Name>
            </Label>
        </SemanticBase>
        <SemanticBase xsi:type="ObjectType" id="mary">
            <Label>
                <Name>Mary</Name>
            </Label>
        </SemanticBase>
        <Graph id="eastwestgraph">
            <Node id="tom1" href="#tom"/>
            <Node id="mary1" href="#mary"/>
            <Relation id="ew1" type="urn:example:west" source="#Tom"
                target="#Mary"/>
        </Graph>
    </Semantics>
</Description>
<Description xsi:type="SemanticDescriptionType">
    <Semantics>
        <Label>
            <Name> Morphisms graph of relations </Name>
        </Label>
        <Graph xsi:type="MorphismGraphType">
            <Relation source="#object3" target="#tom1"
                type="urn:mpeg:mpeg7:cs:GraphRelationCS:2001:identity"/>
            <Relation source="#object4" target="#mary1"
                type="urn:mpeg:mpeg7:cs:GraphRelationCS:2001:identity"/>
            <Relation source="#lhs1" target="#ew1"
                type="urn:mpeg:mpeg7:cs:GraphRelationCS:2001:identity"/>
            <SourceGraphTermRef href="urn:example:cs:Graph2:1"/>
            <TargetGraphRef href="#eastwestgraph"/>
        </Graph>
    </Semantics>
</Description>
</Mpeg7>
```

--`,,`,,`,,

7.5 Description of agents

7.5.1 Introduction

This subclause defines tools for describing entities that are agents: persons, organizations, and groups of persons.

7.5.2 Agent DS

7.5.2.1 Introduction

The `Agent` DS represents the abstract concept of an "agent," which is an entity that is regarded as being responsible for some action, such as the creation of multimedia content. Concretely, an agent can be a person (e.g., actor, director, character, dubbing actor), an organization (e.g., a company) or a group of persons (e.g. a musical ensemble).

7.5.2.2 Agent DS syntax

```
<!-- ################################## -->
<!--  Definition of Agent DS (7.5.2)  -->
<!-- ################################## -->

<!-- Definition of Agent DS  -->
<complexType name="AgentType" abstract="true">
   <complexContent>
      <extension base="mpeg7:DSType">
         <sequence>
            <element name="Icon" type="mpeg7:MediaLocatorType"
               minOccurs="0" maxOccurs="unbounded"/>
         </sequence>
      </extension>
   </complexContent>
</complexType>
```

7.5.2.3 Agent DS semantics

Semantics of the `AgentType`:

Name	*Definition*
`AgentType`	Describes an agent (abstract). The agent can be a person, a group of persons, or an organization.
`Icon`	Describes a multimedia "icon" associated with this agent. An icon is taken to be any multimedia content (e.g. image, audio, video, and so forth) that serves as an iconic representation of this agent.

7.5.3 Person DS

7.5.3.1 Introduction

The `Person` DS describes a person, whether real, historical or fictional. The `Person` DS can be used to describe an actor, a character, or a producer.

© ISO/IEC 2003 – All rights reserved
Copyright International Organization for Standardization
Provided by IHS under license with ISO
No reproduction or networking permitted without license from IHS
Not for Resale

7.5.3.2 Person DS syntax

```
<!-- ################################## -->
<!--  Definition of Person DS (7.5.3)  -->
<!-- ################################## -->

<!-- Definition of Person DS  -->
<complexType name="PersonType">
   <complexContent>
      <extension base="mpeg7:AgentType">
         <sequence>
            <choice minOccurs="1" maxOccurs="unbounded">
               <element name="Name" type="mpeg7:PersonNameType"/>
            <element name="NameTerm" type="mpeg7:ControlledTermUseType"/>
            </choice>
            <element name="Affiliation" minOccurs="0" maxOccurs="unbounded">
               <complexType>
                  <choice>
                     <element name="Organization" type="mpeg7:OrganizationType"/>
                     <element name="OrganizationRef" type="mpeg7:ReferenceType"/>
                     <element name="PersonGroup" type="mpeg7:PersonGroupType"/>
                     <element name="PersonGroupRef" type="mpeg7:ReferenceType"/>
                  </choice>
               </complexType>
            </element>
            <element name="Citizenship" type="mpeg7:countryCode"
            minOccurs="0" maxOccurs="unbounded"/>
            <choice minOccurs="0">
               <element name="Address" type="mpeg7:PlaceType"/>
               <element name="AddressRef" type="mpeg7:ReferenceType"/>
            </choice>
            <element name="ElectronicAddress" type="mpeg7:ElectronicAddressType"
               minOccurs="0" maxOccurs="unbounded"/>
         </sequence>
      </extension>
   </complexContent>
</complexType>
```

7.5.3.3 Person DS semantics

Semantics of the `PersonType`:

Name	*Definition*
`PersonType`	Describes an individual person.
`Name`	Describes a name associated with this person. Multiple names are allowed. The interpretation of different names is not defined in this standard.
`NameTerm`	Describes a name associated with this person using a term from a classification scheme.
`Affiliation`	Describes the organizations or person groups with which this person is affiliated. For example, the company for which the individual works, the sports team on which they place, and so on. A person may be affiliated with more than one organization or group.
`Organization`	Describes an organization that this person is affiliated with.

© ISO/IEC 2003 – All rights reserved

Copyright International Organization for Standardization
Provided by IHS under license with ISO
No reproduction or networking permitted without license from IHS
Not for Resale

Name	*Definition*
`OrganizationRef`	Describes a reference to an organization that this person is affiliated with.
`PersonGroup`	Describes a group that this person is affiliated with.
`PersonGroupRef`	Describes a reference to a person group that this person is affiliated with.
`Citizenship`	Describes the countries in which this person is a legal citizen. A person may hold multiple citizenships. The legal definition of citizenship is not defined in this standard and may vary from country to country.
`Address`	Describes a place that is the address where this person can be located.
`AddressRef`	Describes a reference to a place that is the address where this person can be located.
`ElectronicAddress`	Describes the electronic address information for this person.

7.5.3.4 Person DS examples (informative)

The following example shows the use of `Person` DS for describing a production assistant who is an individual called "John Smith" in English and "Jean Smith" in French who is affiliated with ISO and whose e-mail address is "john.smith@iso.ch".

```
<Mpeg7>
   <Description xsi:type="CreationDescriptionType">
      <CreationInformation>
         <Creation>
            <Title/>
            <Creator>
               <Role href="urn:mpeg:mpeg7:cs:RoleCS:2001:PRODUCTION-ASSISTANT"/>
               <Agent xsi:type="PersonType">
                  <Name xml:lang="en">
                     <GivenName>John</GivenName>
                     <FamilyName>Smith</FamilyName>
                  </Name>
                  <Name xml:lang="fr">
                     <GivenName>Jean</GivenName>
                     <FamilyName>Smith</FamilyName>
                  </Name>
                  <Affiliation>
                     <Organization>
                        <Name>International Standards Organization</Name>
                     </Organization>
                  </Affiliation>
                  <ElectronicAddress>
                     <Email>john.smith@iso.ch</Email>
                  </ElectronicAddress>
               </Agent>
            </Creator>
         </Creation>
      </CreationInformation>
   </Description>
</Mpeg7>
```

--`,,```,,,,````-`-`,,`,,`,`,,`---

© ISO/IEC 2003 – All rights reserved
Copyright International Organization for Standardization
Provided by IHS under license with ISO
No reproduction or networking permitted without license from IHS
Not for Resale

7.5.4 PersonGroup DS

7.5.4.1 Introduction

The PersonGroup DS describes a group of persons having a collective title and whose member persons are easily identified, i.e. a musical group, a sports team, or a dance ensemble.

7.5.4.2 PersonGroup DS syntax

```
<!-- ##################################### -->
<!--  Definition of PersonGroup DS (7.5.4)  -->
<!-- ##################################### -->

<!-- Definition of PersonGroup DS  -->
<complexType name="PersonGroupType">
   <complexContent>
      <extension base="mpeg7:AgentType">
         <sequence>
            <element name="Name" minOccurs="0" maxOccurs="unbounded">
               <complexType>
                  <simpleContent>
                     <extension base="mpeg7:TextualType">
                        <attribute name="type" use="optional">
                           <simpleType>
                              <restriction base="NMTOKEN">
                                 <enumeration value="former"/>
                                 <enumeration value="variant"/>
                                 <enumeration value="main"/>
                              </restriction>
                           </simpleType>
                        </attribute>
                     </extension>
                  </simpleContent>
               </complexType>
            </element>
            <element name="NameTerm" minOccurs="0" maxOccurs="unbounded">
               <complexType>
                  <complexContent>
                     <extension base="mpeg7:ControlledTermUseType">
                        <attribute name="type" use="optional">
                           <simpleType>
                              <restriction base="NMTOKEN">
                                 <enumeration value="former"/>
                                 <enumeration value="variant"/>
                                 <enumeration value="main"/>
                              </restriction>
                           </simpleType>
                        </attribute>
                     </extension>
                  </complexContent>
               </complexType>
            </element>
            <element name="Kind" type="mpeg7:TermUseType" minOccurs="0"/>
            <choice minOccurs="0" maxOccurs="unbounded">
               <element name="Member" type="mpeg7:PersonType"/>
               <element name="MemberRef" type="mpeg7:ReferenceType"/>
            </choice>
            <choice minOccurs="0">
               <element name="Jurisdiction" type="mpeg7:PlaceType"/>
```

© ISO/IEC 2003 – All rights reserved

Copyright International Organization for Standardization
Provided by IHS under license with ISO
No reproduction or networking permitted without license from IHS
Not for Resale

```
                <element name="JurisdictionRef" type="mpeg7:ReferenceType"/>
            </choice>
            <choice minOccurs="0">
                <element name="Address" type="mpeg7:PlaceType"/>
                <element name="AddressRef" type="mpeg7:ReferenceType"/>
            </choice>
            <element name="ElectronicAddress" type="mpeg7:ElectronicAddressType"
                minOccurs="0"/>
        </sequence>
    </extension>
  </complexContent>
</complexType>
```

7.5.4.3 PersonGroup DS semantics

Semantics of the `PersonGroupType`:

Name	Definition
`PersonGroupType`	Describes a group of persons.
`Name`	Describes a name by which the group is known. A group may have multiple names.
`type`	Indicates the type of name using one of the following values: • *former* – The name is no longer used. • *variant* – The name is a variation of the official or most commonly used name. For example, an abbreviated form of the official name, or an informal nickname. • *main* – The name is either the official one or is widely known and used.
`NameTerm`	Describes a name by which the group is known using a term from a classification scheme.
`type`	Indicates the type of name using one of the following values: • *former* – The name is no longer used. • *variant* – The name is a variation of the official or most commonly used name. For example, an abbreviated form of the official name, or an informal nickname. • *main* – The name is either the official one or is widely known and used.
`Kind`	Indicates the kind of group (e.g. "rock band," "ballet ensemble," and so forth), which may be expressed using a controlled term.
`Member`	Describes a person who is a member of the group.
`MemberRef`	Describes a reference to a person who is a member of the group.
`Jurisdiction`	Describes the place that corresponds to the jurisdiction under which this group is entered.
`JurisdictionRef`	Describes a reference to the place that corresponds to the jurisdiction under which this group is entered.
`Address`	Describes a place that is the address where this group is located.

--`,,```,,,,````-`-`,,`,,`,`,,`---

© ISO/IEC 2003 – All rights reserved
Copyright International Organization for Standardization
Provided by IHS under license with ISO
No reproduction or networking permitted without license from IHS
Not for Resale

Name	Definition
AddressRef	Describes a reference to a place that is the address where this group is located.
ElectronicAddress	Describe the electronic address information for this group.

7.5.4.4 PersonGroup DS examples (informative)

The following example describes the person group artist of musical content. The example shows how the PersonGroup describes a musical group, the Rolling Stones. Each member of the group (Mick Jagger, Keith Richard, Ron Wood, and Charlie Watts) is represented as a Member of the group. Each Member is represented by an instance of the Person DS.

```
<Mpeg7>
   <Description xsi:type="CreationDescriptionType">
      <CreationInformation>
         <Creation>
            <Title>Beggars Banquet</Title>
            <Creator>
               <Role href="urn:mpeg:mpeg7:cs:RoleCS:2001:ARTIST"/>
               <Agent xsi:type="PersonGroupType">
                  <Name>The Rolling Stones</Name>
                  <Kind>
                     <Name>Rock band</Name>
                  </Kind>
                  <Member>
                     <Name>
                        <GivenName initial="M">Mick</GivenName>
                        <FamilyName>Jagger</FamilyName>
                     </Name>
                  </Member>
                  <Member>
                     <Name>
                        <GivenName>Keith</GivenName>
                        <FamilyName>Richard</FamilyName>
                     </Name>
                  </Member>
                  <Member>
                     <Name>
                        <GivenName>Ron</GivenName>
                        <FamilyName>Wood</FamilyName>
                     </Name>
                  </Member>
                  <Member>
                     <Name>
                        <GivenName>Charly</GivenName>
                        <FamilyName>Watts</FamilyName>
                     </Name>
                  </Member>
               </Agent>
            </Creator>
         </Creation>
      </CreationInformation>
   </Description>
</Mpeg7>
```

© ISO/IEC 2003 – All rights reserved

Copyright International Organization for Standardization
Provided by IHS under license with ISO
No reproduction or networking permitted without license from IHS
Not for Resale

7.5.5 Organization DS

7.5.5.1 Introduction

The Organization DS describes an organization: a group of persons with a collective title whose member persons are not easily identified or whose membership is very large, i.e. professional associations, corporate entities, production companies, unions, government bodies, and so forth.

7.5.5.2 Organization DS syntax

```
<!-- ######################################## -->
<!--  Definition of Organization DS (7.5.5)  -->
<!-- ######################################## -->

<!-- Definition of Organization DS  -->
<complexType name="OrganizationType">
   <complexContent>
      <extension base="mpeg7:AgentType">
         <sequence>
            <element name="Name" minOccurs="0" maxOccurs="unbounded">
               <complexType>
                  <simpleContent>
                     <extension base="mpeg7:TextualType">
                        <attribute name="type" use="optional">
                           <simpleType>
                              <restriction base="NMTOKEN">
                                 <enumeration value="former"/>
                                 <enumeration value="variant"/>
                                 <enumeration value="main"/>
                              </restriction>
                           </simpleType>
                        </attribute>
                     </extension>
                  </simpleContent>
               </complexType>
            </element>
            <element name="NameTerm" minOccurs="0" maxOccurs="unbounded">
               <complexType>
                  <complexContent>
                     <extension base="mpeg7:ControlledTermUseType">
                        <attribute name="type" use="optional">
                           <simpleType>
                              <restriction base="NMTOKEN">
                                 <enumeration value="former"/>
                                 <enumeration value="variant"/>
                                 <enumeration value="main"/>
                              </restriction>
                           </simpleType>
                        </attribute>
                     </extension>
                  </complexContent>
               </complexType>
            </element>
            <element name="Kind" type="mpeg7:TermUseType" minOccurs="0"/>
            <choice minOccurs="0" maxOccurs="unbounded">
               <element name="Contact" type="mpeg7:AgentType"/>
               <element name="ContactRef" type="mpeg7:ReferenceType"/>
            </choice>
            <choice minOccurs="0">
```


--`,,```,,,,````-`-`,,`,,`,`,,`---
© ISO/IEC 2003 – All rights reserved
Copyright International Organization for Standardization
Provided by IHS under license with ISO
No reproduction or networking permitted without license from IHS
Not for Resale

```
                <element name="Jurisdiction" type="mpeg7:PlaceType"/>
                <element name="JurisdictionRef" type="mpeg7:ReferenceType"/>
            </choice>
            <choice minOccurs="0">
                <element name="Address" type="mpeg7:PlaceType"/>
                <element name="AddressRef" type="mpeg7:ReferenceType"/>
            </choice>
            <element name="ElectronicAddress" type="mpeg7:ElectronicAddressType"
                minOccurs="0"/>
        </sequence>
    </extension>
  </complexContent>
</complexType>
```

7.5.5.3 Organization DS semantics

Semantics of the `OrganizationType`:

Name	Definition
`OrganizationType`	Describes an organization.
`Name`	Describes a name by which the organization is known. A group may have multiple names.
`type`	Indicates the type of name using one of the following values: • *former* – The name is no longer used. • *variant* – The name is a variation of the official or most commonly used name. For example, an abbreviated form of the official name, or an informal nickname. • *main* – The name is either the official one or is widely known and used.
`NameTerm`	Describes a name by which the organization is known using a term from a classification scheme.
`type`	Indicates the type of name using one of the following values: • *former* – The name is no longer used. • *variant* – The name is a variation of the official or most commonly used name. For example, an abbreviated form of the official name, or an informal nickname. • *main* – The name is either the official one or is widely known and used.
`Kind`	Indicates the kind of organization (e.g. "company," "museum," "NGO," and so forth), which may be expressed using a controlled term.
`Contact`	Describes an agent who acts as a contact for the organization.
`ContactRef`	Describes a reference to an agent who acts as a contact for the organization.
`Jurisdiction`	Describes the place that corresponds to the jurisdiction under which this organization is entered.

--`,,```,,,,````-`-`,,`,,`,`,,`---
© ISO/IEC 2003 – All rights reserved
Copyright International Organization for Standardization
Provided by IHS under license with ISO
No reproduction or networking permitted without license from IHS
Not for Resale

Name	Definition
JurisdictionRef	Describes a reference to the place that corresponds to the jurisdiction under which this organization is entered.
Address	Describes a place that is the address where this organization is located.
AddressRef	Describes a reference to a place that is the address where this organization is located.
ElectronicAddress	Describes the electronic address information for this organization.

7.5.5.4 Organization DS examples (informative)

The following example shows an example description of a disseminator organization named "Acme Inc." In this example, the kind of organization is a company. The contact for the company is a person named "John Smith" who can be reached via his e-mail address of "jsmith@acme.org". Furthermore, the jurisdiction is the United States.

```
<Mpeg7>
   <Description xsi:type="CreationDescriptionType">
      <CreationInformation>
         <Creation>
            <Title/>
            <Creator>
               <Role href="urn:mpeg:mpeg7:cs:RoleCS:2001:DISSEMINATOR"/>
               <Agent xsi:type="OrganizationType" id="ORG1">
                  <Name type="main" xml:lang="en">Acme Inc.</Name>
                  <Name type="variant" xml:lang="en">ACME</Name>
                  <Kind>
                     <Name>company</Name>
                  </Kind>
                  <Contact xsi:type="PersonType">
                     <Name>
                        <GivenName>John</GivenName>
                        <FamilyName>Smith</FamilyName>
                     </Name>
                     <ElectronicAddress>
                        <Email>jsmith@acme.org</Email>
                     </ElectronicAddress>
                  </Contact>
                  <Jurisdiction>
                     <Region>us</Region>
                  </Jurisdiction>
                  <ElectronicAddress>
                     <Url>www.acme.com</Url>
                  </ElectronicAddress>
               </Agent>
            </Creator>
         </Creation>
      </CreationInformation>
   </Description>
</Mpeg7>
```


© ISO/IEC 2003 – All rights reserved
Copyright International Organization for Standardization
Provided by IHS under license with ISO
No reproduction or networking permitted without license from IHS
Not for Resale

7.5.6 PersonName datatype

7.5.6.1 Introduction

The `PersonName` datatype describes the name of a person, whether historical, existing, or fictional.

7.5.6.2 PersonName datatype syntax

```
<!-- ########################################### -->
<!--  Definition of PersonName datatype (7.5.6)  -->
<!-- ########################################### -->

<!-- Definition of PersonaName datatype  -->
<complexType name="PersonNameType">
   <sequence>
      <choice minOccurs="1" maxOccurs="unbounded">
         <element name="GivenName" type="mpeg7:NameComponentType"/>
         <element name="FamilyName" type="mpeg7:NameComponentType" minOccurs="0"/>
         <element name="Title" type="mpeg7:NameComponentType" minOccurs="0"/>
         <element name="Numeration" type="string" minOccurs="0"/>
      </choice>
   </sequence>
   <attribute name="dateFrom" type="mpeg7:timePointType" use="optional"/>
   <attribute name="dateTo" type="mpeg7:timePointType" use="optional"/>
   <attribute name="type" use="optional">
      <simpleType>
         <restriction base="NMTOKEN">
            <enumeration value="former"/>
            <enumeration value="variant"/>
            <enumeration value="main"/>
         </restriction>
      </simpleType>
   </attribute>
   <attribute ref="xml:lang" use="optional"/>
</complexType>

<!-- Definition of NameComponent datatype -->
<complexType name="NameComponentType">
   <simpleContent>
      <extension base="mpeg7:TextualBaseType">
         <attribute name="initial" type="string" use="optional"/>
         <attribute name="abbrev" type="string" use="optional"/>
      </extension>
   </simpleContent>
</complexType>
```

7.5.6.3 PersonName datatype semantics

Semantics of the `PersonNameType`:

Name	*Definition*
`PersonNameType`	Describes the name of a person.
`GivenName`	Describes the given name(s) of a person. At least one given name shall be specified in a name description. Given names include middle names and/or middle initials, if known. Given names may be initials or abbreviation if only these elements are known.

--`,,```,,,,````-`-`,,`,,`,`,,`---
© ISO/IEC 2003 – All rights reserved
Copyright International Organization for Standardization
Provided by IHS under license with ISO
No reproduction or networking permitted without license from IHS
Not for Resale

Name	*Definition*
FamilyName	Describes the family name(s) of an individual. This may be a surname, clan name, and so forth. The use of this element is optional since not all person names include a family name.
Title	Indicates the titles that are part of the name of an individual, such as honorifics. This part of a name is optional.
Numeration	Indicates a roman numeral or other numeric designation that is part of the name of an individual. For example, the "III" in "William James III."
dateFrom	Indicates the date starting from which this name came into use (e.g. date of birth, date of change to a new name, and so forth). If not specified, then no so such date is known.
dateTo	Indicates the date starting from which this name ceased to be used (death, old name after name change, etc). If not specified, then use of the name is still current.
type	Indicates the type of name using one of the following values: • *former* – The name is no longer used. • *variant* – The name is a variation of the official or most commonly used name. For example, an abbreviated form of the official name, or an informal nickname. • *main* –The name is either the official one or is widely known and used.
xml:lang	Describes the language in which the name is described. This need not be the same as the original language of the name. For example, a Japanese name can be described in English.

Semantics of the NameComponentType:

Name	*Definition*
NameComponentType	Describes a component of a name.
initial	Indicates the initial for the name component. Initials are a truncated form of the name component.
abbrev	Indicates an alternative shorter form for a name component. For example, "Bill" for "William."

While the conventions for naming people vary widely across cultures and languages, the Person Name datatype provides a simple model for the structure of names. However it does not require that this structure be used.

The model for names is as follows. First, it is assumed that everyone is named by some given name. Secondly, a name may contain a family name, which is shared by the members of a relevant social group, identified according to the social conventions of that culture. In many cultures this is a family name, but in some cultures it may be a place name used to identify the place where a person comes from or lives in. In some cultures, no such name exists and there is only a given name. Finally, a title indicates a part of a name conferred upon a person as result of obtaining a certain social status, such as "Sir" for knighthood or "Ph.D." for a degree.

© ISO/IEC 2003 – All rights reserved
Copyright International Organization for Standardization
Provided by IHS under license with ISO
No reproduction or networking permitted without license from IHS
Not for Resale

The elements of a name may also be broken down into name components. However, this is entirely optional. The decomposition of a name is culture and language-bound; however, each component usually corresponds to one word in the language of the name. Furthermore, abbreviations and an initial can be described. The abbreviation refers to a variant form of the name such as a nickname or pet name like "Johnny" for "Jonathon." The initial is a shorter string used to denote a name component. For example, an initial can be the first letter of a name in English. Abbreviated names or initials may be used if the full form is unknown.

The order in which components of a name appear in the description is significant and should adhere to the order used for writing names in the language in which they are described. For example, a Japanese name should appear with the FamilyName first and then the GivenName(s). On the other hand, an English name should appear with GivenName(s) first, followed by the FamilyName.

A name is not assumed to be unique identifier for a person, and the description is not in a canonical form, so there may be several different ways to describe the same name using the `PersonName datatype`. More than one PersonName can be associated with a person when that person is known by more than one name.

7.5.6.4 PersonName datatype examples (informative)

The following examples of description excerpts show the use of PersonName datatype for describing the name for "Edward Hoover." In the first example, the name is represented in the simplest fashion without any decomposition:

```
<PersonName>
   <GivenName>Edward J. Hoover</GivenName>
</PersonName>
```

The following example describes the name in a more structured fashion:

```
<PersonName>
   <GivenName>Edward</GivenName>
   <GivenName initial="J"/>
   <FamilyName>Hoover</FamilyName>
</PersonName>
```

The following example describes the name in more details by decomposing the name into components:

```
<PersonName>
   <Title>Professor</Title>
   <GivenName>Edward</GivenName>
   <GivenName initial="J">Jermina</GivenName>
   <FamilyName>Hoover</FamilyName>
   <FamilyName>van Blumen</FamilyName>
   <FamilyName initial="Jr.">Junior</FamilyName>
   <Title>F.R.S.</Title>
</PersonName>
```

The following example shows a name for which only a given name exists:

```
<Name>
   <GivenName>Dinesh</GivenName>
</Name>
```

The following examples describes a Spanish name in which the given name cannot be broken down further.

Note the use of the language attribute `xml:lang = "es"` to describe the language of the name as Spanish.

© ISO/IEC 2003 – All rights reserved

Copyright International Organization for Standardization
Provided by IHS under license with ISO
No reproduction or networking permitted without license from IHS
Not for Resale

```
<Name xml:lang="es">
   <GivenName initial="J.M">Jose Maria</GivenName>
   <FamilyName>Garcia</FamilyName>
   <FamilyName>Sanchez</FamilyName>
</Name>
```

7.5.6.5 PersonName datatype usage guidelines (informative)

The following guidelines should be followed for describing names:

- **Common name**: A name should be selected by which the individual is most commonly known. Sources of information in the language of the individual should be used to determine a real name, pseudonym, title of nobility, nickname, initials, or another name. If more than one name is used, the most commonly known name should be used.

- **Library practice**: Information sources such as the Library of Congress Name Authority Files should be consulted prior to establishing the name in local files. In the absence of access to national data, local decisions about the predominant form of names based on resources available locally, and associated name references for variant names shall be "linked" to the official name. Variations in spelling, different transliteration systems from non-roman alphabets, names in different languages, fuller versus abbreviated forms of name, or changes in the name used provide opportunities for linking to the official form of name.

- **Separate entities**: When a person actively uses two or more names for different types of creative works, separate entries can be created. Example: Dodgson, Charles Ludwidge (for mathematical works) and Carroll, Lewis (literary works). Entries would be created under both names with reference to the other name.

- **Change of name**: When names change due to marriage, the latest form of name should be chosen unless it is determined that an earlier name persists as the name by which a person is better known.

- **Qualification elements**: Qualification elements such as dates, titles of address, fuller form of name, and so forth, should be added to distinguish between persons with the same name.

- **Multilingual**: For persons using more than one language the form corresponding to the language of most of the works should be chosen. The other language forms should be linked by referencing. The name most commonly found in reference sources of the person's country of residence or activity should be used. The country of birth need not be the country of the person's residence or predominant creative activity. Names utilized in professional contribution should be used, with references from the additional names.

7.5.7 Electronic Address datatype

7.5.7.1 Introduction

The `ElectronicAddress` datatype describes electronic address information, including telephone number, fax number, e-mail address, and URLs.

7.5.7.2 ElectronicAddress datatype syntax

```
<!-- ################################################ -->
<!--  Definition of ElectronicAddress datatype (7.5.7)  -->
<!-- ################################################ -->

<!-- Definition of ElectronicAddress datatype -->
<complexType name="ElectronicAddressType">
   <sequence>
      <element name="Telephone" type="string" minOccurs="0" maxOccurs="unbounded"/>
      <element name="Fax" type="string" minOccurs="0" maxOccurs="unbounded"/>
      <element name="Email" type="string" minOccurs="0" maxOccurs="unbounded"/>
```


© ISO/IEC 2003 – All rights reserved
Copyright International Organization for Standardization
Provided by IHS under license with ISO
No reproduction or networking permitted without license from IHS
Not for Resale

```
        <element name="Url" type="anyURI" minOccurs="0" maxOccurs="unbounded"/>
    </sequence>
</complexType>
```

7.5.7.3 ElectronicAddress datatype semantics

Semantics of the `ElectronicAddressType`:

Name	*Definition*
`ElectronicAddressType`	Describes an electronic address.
`Telephone`	Describes a telephone number.
`Fax`	Describes a fax number.
`Email`	Describes an E-mail address.
`Url`	Describes a URL address, such as a home page.

7.6 Description of places

7.6.1 Introduction

This subclause specifies tools for describing places appearing in multimedia content or relating to multimedia content.

7.6.2 Place DS

7.6.2.1 Introduction

The `Place` DS describes existing, historical, and fictional places. The `Place` DS can be used to describe places depicted in the content, such as the setting, and places in the real world, such as where the content was filmed.

7.6.2.2 Place DS syntax

```
<!-- ################################## -->
<!--  Definition of Place DS (7.6.2)  -->
<!-- ################################## -->

<!-- Definition of Place DS -->
<complexType name="PlaceType">
    <complexContent>
        <extension base="mpeg7:DSType">
            <sequence>
                <element name="Name" type="mpeg7:TextualType"
                    minOccurs="0" maxOccurs="unbounded"/>
                <element name="NameTerm" type="mpeg7:ControlledTermUseType"
                    minOccurs="0" maxOccurs="unbounded"/>
                <element name="Role" type="mpeg7:TermUseType"
                    minOccurs="0"/>
                <element name="GeographicPosition" minOccurs="0">
                    <complexType>
                        <sequence>
```

© ISO/IEC 2003 – All rights reserved

Copyright International Organization for Standardization
Provided by IHS under license with ISO
No reproduction or networking permitted without license from IHS
Not for Resale

```
                        <element name="Point" type="mpeg7:GeographicPointType"/>
                    </sequence>
                    <attribute name="datum" type="string" use="optional"/>
                </complexType>
            </element>
            <element name="AstronomicalBody" type="mpeg7:TermUseType"
                minOccurs="0" maxOccurs="unbounded"/>
            <element name="Region" type="mpeg7:regionCode"
                minOccurs="0" maxOccurs="unbounded"/>
            <element name="AdministrativeUnit"
                minOccurs="0" maxOccurs="unbounded">
                <complexType>
                    <simpleContent>
                        <extension base="string">
                            <attribute name="type" type="string" use="optional"/>
                        </extension>
                    </simpleContent>
                </complexType>
            </element>
            <element name="PostalAddress" minOccurs="0">
                <complexType>
                    <sequence>
                        <element name="AddressLine" type="mpeg7:TextualType"
                            minOccurs="1" maxOccurs="unbounded"/>
                        <element name="PostingIdentifier" type="mpeg7:TextualType"
                            minOccurs="0"/>
                    </sequence>
                    <attribute ref="xml:lang" use="optional"/>
                </complexType>
            </element>
            <element name="InternalCoordinates" type="string" minOccurs="0"/>
        </sequence>
        <attribute ref="xml:lang" use="optional"/>
    </extension>
  </complexContent>
</complexType>
```

7.6.2.3 Place DS semantics

Semantics of the `PlaceType`:

Name	*Definition*
`PlaceType`	Describes a location.
`Name`	Describes a name of the place. Multiple values are allowed to support multiple languages.
`NameTerm`	Describes a name of the place using a term from a classification scheme.
`Role`	Indicates the role of the place, such as "real location," "fictional setting," or "shooting location."
`GeographicPosition`	Describes the geographic position of the place.
`Point`	Describes a geographic point in the place.

Copyright International Organization for Standardization
Provided by IHS under license with ISO
No reproduction or networking permitted without license from IHS
Not for Resale
© ISO/IEC 2003 – All rights reserved

Name	*Definition*
`datum`	Indicates the geodetic datum system used in the description of GeographicPosition (optional). Possible values include "wgs84“ (World Geodetic System 1984), "itrf“ (International Terrestrial Reference Frames), "tokyo“ (Tokyo Datum) and so on.
`AstronomicalBody`	Describes the name of the astronomical body on which the location exists. For example, "Earth."
`Region`	Describes the region of the place specified using the appropriate ISO 3166-2 region code.
`AdministrativeUnit`	Describes the name of the administrative units to which the place belongs-e.g. a city, a town, a village, or even a fictional unit such as the USS Enterprise. The administrative unit is a place within the region specified. More than one administrative unit may be specified. In this case the order of administrative is interpreted as being from largest to smallest. In other words, each administrative unit should contain the subsequent administrative unit.
`type`	Indicates the type of administrative unit being identified (e.g. "town," "city," "spaceship").
`PostalAddress`	Describes the postal address including street (or square) and house number or name of the place. The postal address does not need to include the information specified by other elements of the Place DS, such as country, region, or administrative unit. However, such information may be included in this element.
`AddressLine`	Describes one line of the postal address of the place. The division of the postal address into lines is not specified by this standard.
`PostingIdentifier`	Describes the postal identifier for the place (optional). For example, a ZIP code or Postal code.
`InternalCoordinates`	Describes the internal coordinates of the place within the specified postal address (e.g. an apartment or room number, the drawing room, etc.).
`xml:lang`	Indicates the language used to describe the place.

7.6.2.4 Place DS examples (informative)

The following example shows the use of `Place DS` for describing a shooting location. In this case, the place is a university in Madrid, Spain.

```
<Mpeg7>
   <DescriptionUnit xsi:type="PlaceType">
      <Name xml:lang="en">Madrid</Name>
      <Role>
         <Name>shooting location</Name>
      </Role>
      <GeographicPosition datum="itrf">
         <Point longitude="135.75" latitude="35.5" altitude="100"/>
      </GeographicPosition>
      <Region>es-cam</Region>
      <AdministrativeUnit type="city">Madrid</AdministrativeUnit>
      <PostalAddress>
         <AddressLine>E.T.S.Ing. Telecommunication</AddressLine>
         <AddressLine>Universidad Politecnica de Madrid</AddressLine>
```

© ISO/IEC 2003 – All rights reserved

Copyright International Organization for Standardization
Provided by IHS under license with ISO
No reproduction or networking permitted without license from IHS
Not for Resale

```
            <AddressLine>Ciudad Universitaria s/n</AddressLine>
            <PostingIdentifier>E-28040</PostingIdentifier>
        </PostalAddress>
        <InternalCoordinates>C-306</InternalCoordinates>
    </DescriptionUnit>
</Mpeg7>
```

7.6.3 GeographicPoint datatype

7.6.3.1 Introduction

The GeographicPointType datatype describes a geographic point using coordinates in some Global Positioning System.

7.6.3.2 GeographicPoint datatype syntax

```
<!-- ################################################ -->
<!--  Definition of GeographicPoint datatype (7.6.3)  -->
<!-- ################################################ -->

<!-- Definition of GeographicPoint datatype -->
<complexType name="GeographicPointType">
   <attribute name="longitude" use="required">
      <simpleType>
         <restriction base="double">
            <minInclusive value="-180.0"/>
            <maxInclusive value="180.0"/>
         </restriction>
      </simpleType>
   </attribute>
   <attribute name="latitude" use="required">
      <simpleType>
         <restriction base="double">
            <minInclusive value="-90.0"/>
            <maxInclusive value="90.0"/>
         </restriction>
      </simpleType>
   </attribute>
   <attribute name="altitude" type="double" use="optional"/>
</complexType>
```

7.6.3.3 GeographicPoint datatype semantics

Semantics of the GeographicPointType:

Name	*Definition*
GeographicPointType	Describes a geographic point provided via its coordinates in some Global Positioning System.
longitude	Describes the longitude in degrees. Negative values represent western longitudes.
latitude	Describes the latitude in degrees. Negative value represent southern latitude.
altitude	Describes the altitude in meters. The reference altitude, indicated by zero, of the measurement is set to the sea level as default. If the geodetic datum system used to measure the altitude is specified elsewhere, the datum point is determined by

© ISO/IEC 2003 – All rights reserved
Copyright International Organization for Standardization
Provided by IHS under license with ISO
No reproduction or networking permitted without license from IHS
Not for Resale

Name	*Definition*
	the system specification. Negative values indicate altitudes below the reference altitude.

7.6.3.4 GeographicPoint datatype examples (informative)

The following example description excerpt shows the use of `GeographicPoint datatype` for describing a geographical point which is at longitude = 135.75 and latitude = 35.5 and altitude = 100.

```
<GeographicPosition>
   <Point longitude="135.75" latitude="35.5" altitude="100"/>
</GeographicPosition>
```

7.7 Graphs and relations

7.7.1 Introduction

This subclause specifies tools for describing relations between description tool instances and for structuring descriptions using graphs.

7.7.2 Graph DS

7.7.2.1 Introduction

The `Graph` DS describes a graph of relations amongst a set of description scheme instances; for example, a graph describing the narrative structure of a movie or the spatial structure of a set of segments.

7.7.2.2 Graph DS syntax

```
<!-- ################################## -->
<!--  Definition the Graph DS (7.7.2)  -->
<!-- ################################## -->

<!-- Definition of Graph DS -->
<complexType name="GraphType">
   <complexContent>
      <extension base="mpeg7:DSType">
         <choice minOccurs="0" maxOccurs="unbounded">
            <element name="Node">
               <complexType>
                  <complexContent>
                     <extension base="mpeg7:ReferenceType">
                        <sequence>
                           <element name="Name" type="mpeg7:TermUseType"
                              minOccurs="0"/>
                        </sequence>
                     <attribute name="id" type="ID" use="optional"/>
                     </extension>
                  </complexContent>
               </complexType>
            </element>
            <element name="Relation" type="mpeg7:RelationType"/>
         </choice>
```

© ISO/IEC 2003 – All rights reserved

Copyright International Organization for Standardization
Provided by IHS under license with ISO
No reproduction or networking permitted without license from IHS
Not for Resale

```
      </extension>
   </complexContent>
</complexType>
```

7.7.2.3 Graph DS semantics

Semantics of the `GraphType`.

Name	*Definition*
`GraphType`	Describes a set of description organized into a graph structure.
`Node`	Describes a graph node. The node references the DS corresponding to this node
`Name`	Indicates the type of entity represented by this node using a term. This mechanism is used in graph classification schemes, see the examples in clause 7.4.15.
`id`	Identifies the id of the node (optional). The id attribute shall be used in references and relations that refer to this node.
`Relation`	Describes a relation between one or more nodes.

Nodes are optional. Any item referenced by a relation in a graph is automatically defined as a node (this is called an anonymous node). For example, the following two representations are equivalent up to isomorphism.

```
<Graph>
   <Node id="n1" idref="a">
      <Name href="urn:example:bicycle"/>
   </Node>
   <Node id="n2" idref="b">
      <Name href="urn:example:object"/>
   </Node>
   <Relation type="urn:mpeg:mpeg7:cs:SemanticRelationCS:2001:specializes"
      source="#n1" target="#n2"/>
</Graph>

<Graph>
   <Relation type="urn:mpeg:mpeg7:cs:SemanticRelationCS:2001:specializes"
      source="#a" target="#b"/>
</Graph>
```

7.7.2.4 Graph DS formal semantics (informative)

The mathematical object represented by the `Graph DS` is called a polyadic graph. The rest of this subclause formalizes the properties of the `Graph DS` using this notion. The subclause also contains useful formal definitions of related graphs, and of labels, which are used implicitly in the definition of graphs using Graph DS.

Definition: A graph $G = \{E,V\}$ is an ordered pair of two sets, V a set of vertices, and $E \subseteq V \times V$ a set of relations (also called edges).

Note: in this definition a relation is an ordered pair; therefore, each has an associated "direction". Such graphs are also called directed graphs or simply digraphs.

Definition: If f is a relation, the set of all ordered pairs $(x,y) \in f$ is called the graph of f.

Copyright International Organization for Standardization
Provided by IHS under license with ISO
No reproduction or networking permitted without license from IHS
Not for Resale
© ISO/IEC 2003 – All rights reserved

Definition: A generalization of a graph where the edges involved are *n*-ary relations is called a hypergraph. Formally, a hypergraph $G = <E,V>$ is an ordered pair of two sets, *V*, a set of vertices, and $E \subseteq V x... x V$ a set of edges.

Definition: A bipartite graph is a graph in which the set of vertices *V* can be divided into two parts, *X, Y* such that all relations are of the form *e(x,y)* or *e(y,x).*

Definition: Given a set *A*, one may treat *A* as "letters" in an alphabet, and construct "words" from it by ordered lists of elements of *A*. Call such a "word" a string in *A*, in keeping with the terminology in computer science literature. The length of the string is the number of "letters," if it were looked at as a set, this would be the cardinality of the string, if looked at as an ordered n-tuple, it is the length of the n-tuple.

Definition: For any set *A*, define the set of strings constructed from elements of *A* as the set A^* .

Definition: For any set *A* define the set of non-empty strings constructed from elements of *A* as the set $A^+ \subseteq A^*$.

Definition: A polyadic, or *n*-ary graph is an ordered pair of two sets *(E,V)* together with two maps *s*, and *t (representing the source and target)*, $< s , t >: E \rightarrow V^* x V^+$. Thus if *s(e)* is a string of length *m* and *t(e)* is a string of length *n*, then *e* is an relation between groups of *m* elements and groups of *n* elements. Formally, this is called an element in an *(m,n)*-ary relation. A binary relation is thus composed of *(1,1)*-ary elements, so relations in this document are expressed as *m+n*-ary.

Note: the definition also implies the existence of unary relations, which are formally (0,1)-ary. In the relations in this document, an (m,n)-ary relation has m source elements, and n target elements, and a unary relation has only a target.

Definition: A graph in which to each vertex *v* there is a relation *e(v,v),* is called reflexive. A graph that has at least one relation connecting any two vertices is called complete. A reflexive graph which has no relations not of the form *e(v,v),* is called discrete.

Definition: A labeled (hyper)graph is a graph *G* is 4-tuple $G = <E,V,L,l>$ where *E* and *V* are as before and *L* is a set of labels (an alphabet) and $l: E \rightarrow L$ is a function assigning a label to each relation.

There are many ways to label a graph. One is to split each edge into two edges and insert a node corresponding to the label. Another is to stipulate a function mapping each edge in the edge set to a set of points in another set called the set of labels, or the alphabet. Yet another is to specify a graph for an alphabet, and map all nodes and edges into those in the alphabet graph. Since this labels both the edges and the vertices, and specifies which combinations may be used with which labels, this is the most general, and the clearest representation. For instance, for UML, one defines nodes like parent, child, container, contained, and so forth, and the edge between child and parent is called inheritance, that between contained and container is called aggregation, and so forth

Definition: A graph morphism between graphs *G* and *H* is a pair *F* of mappings, $f:V(G) \rightarrow V(H)$ and $g:E(G) \rightarrow E(H)$ with the property that $g(e(u,v)) = e(f(u),f(v))$, i.e. that the image of an relation between two vertices is an relation between the images of the vertices.

A labeling in its simplest form can then be a graph morphism between a graph and a discrete graph, which the nodes in the latter define the labels. More complex labeling by graphs are also called structures, colors, and types. Relationships can be defined in the way in which they are most frequently described in social or object terms:

Definition: A path *P* between two vertices *u,v* in a directed graph is a list of nodes and edges which connect them together in the following sense: 1) there is a relation *e(u,t)* and a relation *e(s,v)* for some $s,t \in V$, 2) for each $e(s,t) \in P$ either *s=u, v=t*, or there are relations *e(r,s),e(t,w)* also in *P*.

Definition: Two vertices *u,v* in a graph *G* are related, if there exists a path *P(u,v)* between them. A relationship between *u* and *v* is a collection of paths between them.

7.7.2.5 Graph DS examples (informative)

The following example illustrates the use of `Graph DS` for describing the graph of relations between two `objects`. The following relations are desribed: `left` and `goalOf`, which means that `object` A is to the left of `object` B, and `object` A is the goal of `object` B. Additional examples of the use of the `Graph DS` are given in 11.10.4 and 12.5.2.4.

© ISO/IEC 2003 – All rights reserved

Copyright International Organization for Standardization
Provided by IHS under license with ISO
No reproduction or networking permitted without license from IHS
Not for Resale

```
<Mpeg7>
    <Description xsi:type="SemanticDescriptionType">
        <Semantics>
            <Label>
                <Name> Graph of relations between object A and object B </Name>
            </Label>
            <SemanticBase xsi:type="ObjectType" id="objectA">
                <Label>
                    <Name> Object A </Name>
                </Label>
            </SemanticBase>
            <SemanticBase xsi:type="ObjectType" id="objectB">
                <Label>
                    <Name> Object B </Name>
                </Label>
            </SemanticBase>
            <Graph>
                <Node id="nodeA" href="#objectA"/>
                <Node id="nodeB" href="#objectB"/>
                <Relation type="urn:mpeg:mpeg7:cs:SpatialRelationCS:2001:left"
                    source="#nodeA" target="#nodeB"/>
                <Relation type="urn:mpeg:mpeg7:cs:SemanticRelationCS:2001:goalOf"
                    source="#nodeA" target="#nodeB"/>
            </Graph>
        </Semantics>
    </Description>
</Mpeg7>
```

7.7.3 Relation DS

7.7.3.1 Introduction

The `Relation` DS describes a relation amongst a set of description scheme instances. The Relation DS supports two different kinds of use:

1. **Internal Relations.** The relation is written *inside* the description for the first source argument. The first source argument is implicitly identified as the XML element containing the instance of the Relation DS. The source attribute shall not be specified in this case.

2. **External Relations**. The relation is written *outside* of the description scheme instances being related. All arguments are specified explicitly by giving their references.

7.7.3.2 Relation DS syntax

```
<!-- ######################################## -->
<!--  Definition the Relation DS (7.7.3)  -->
<!-- ######################################## -->

<!-- Definition of Relation DS -->
<complexType name="RelationType">
    <complexContent>
        <extension base="mpeg7:DSType">
            <attribute name="type" type="mpeg7:termReferenceType" use="optional"/>
            <attribute name="source" use="optional">
                <simpleType>
                    <list itemType="anyURI"/>
                </simpleType>
            </attribute>
```


--`,,```,,,,````-`-`,,`,,`,`,,`---
© ISO/IEC 2003 – All rights reserved
Copyright International Organization for Standardization
Provided by IHS under license with ISO
No reproduction or networking permitted without license from IHS
Not for Resale

```
          <attribute name="target">
             <simpleType>
                <list itemType="anyURI"/>
             </simpleType>
          </attribute>
            <attribute name="directed" type="boolean"
              use="optional" default="true"/>
          <attribute name="strength" type="mpeg7:zeroToOneType"
             use="optional" default="1.0"/>
       </extension>
    </complexContent>
</complexType>
```

7.7.3.3 Relation DS semantics

Semantics of the `RelationType`:

Name	*Definition*
`RelationType`	Describes a relation among a set of DS instances. The arguments of a relation are categorized into source (input) and target (output) arguments. Both the source and target arguments for a relation are ordered. A relation may have a variable number of arguments.
`type`	Identifies the relation uniquely using a reference to a term in a classification scheme defining this relation.
`source`	Describes references to the DS instances that are the source argument(s) of the relation. The URI references contained in this attribute are ordered so that the first URI identifies the first source argument, the second item the second argument and so on.
`target`	Describes references to the DS instances that are the target argument of the relation. The URI references contained in this attribute are ordered so that the first URI identifies the first target argument, the second item the second argument, and so on.
`strength`	Indicates the strength of the relationship on a scale from [0,1], where one is the strongest value and zero the weakest (optional). This can be used to represent fuzzy graphs. The default value is one.
`directed`	Indicates that the relation is directed (optional). That is, the arguments of the relation are distinguished as source and target arguments. For undirected relations no such distinction is made. The default value is true.

7.7.3.4 Formal Semantics

Definition: An n-ary relation *R* on n collections $\{A_1,...A_n\}$ is a subset of their Cartesian product, i.e. $R \subseteq X\ A_i$.

Definition: A binary relation *R* on two collections *A, B*, is a subset of the Cartesian product $R \subseteq A \times B$. Denote $(a,b) \in R$ by *aRb*.

Definition: Several specialized names are used for binary relations, to describe properties of the collection *R*:

- *Reflexive*. A binary relation such that for all *a*, *aRa* is called reflexive.
- *Symmetric*. If $aRb \Rightarrow bRa$, the relation is called symmetric.
- *Anti-symmetric*. If *aRb* and *bRa* implies *a=b* then the relation is called anti-symmetric.

© ISO/IEC 2003 – All rights reserved

Copyright International Organization for Standardization
Provided by IHS under license with ISO
No reproduction or networking permitted without license from IHS
Not for Resale

- *Transitive*. If *aRb* and *bRc* imply that *aRc* the relation is called transitive.
- *Function*. Given a relation between two sets, $f \subseteq X \times Y$, such that for each *x* there is a unique *y* with *xfy*, then *f* is called a function, and normally *f(x)=y*.
- *Total*. If for every pair $a,b \in A$, either *aRb* or *bRa* then the relation is total.

Definition: The following special binary relation types are defined and used in this standard:

- *Pre-order*. A relation that is transitive and reflexive is called a pre-order.
- *Partial Order*. If a relation is a pre-order and it is also anti-symmetric, then it is called a partial order.
- *Total (Linear) Order*. Given a partial order $R \subseteq A \times A$. for which, given $a,b \in A$, either *aRb* or *bRa* holds, it is called a total order. A linear order is a total order that is not reflexive.
- *Equivalence Relation*. A relation that is symmetric, reflexive, and transitive is called an equivalence relation.

7.7.3.5 Relation DS examples (informative)

The following example shows the use of the `Relation DS` for describing relations. Both of the following examples are equivalent in describing the relations that segment *A* is to the left of segment *B* and differ only in their syntax. The graph with two nodes and one labeled edge `leftOf` describes the relation as follows:

```
<Graph>
   <Node id="nodeA1" idref="segmentA"/>
   <Node id="nodeB1" idref="segmentB"/>
   <!-- Edge from a->b -->
   <Relation type="urn:relation:leftOf" source="#nodeA1" target="#nodeB1"/>
</Graph>
```

Alternatively, the `Relation DS` describes the relation within the source argument (`VideoSegment` "segmentA") as follows:

```
<VideoSegment id="segmentA">
   <Relation type="urn:relation:leftOf" target="#segmentB"/>
</VideoSegment>
<VideoSegment id="segmentB"/>
```

7.7.4 MorphismGraph DS

7.7.4.1 Introduction

The `MorphismGraph` DS represents a mapping between a source and a target graph, such that the mapping preserves the edge and node structure (i.e. if an edge in the source graph is mapped to an edge h in the target graph, then the source and target nodes of e are mapped to the source and target nodes of h). The mapping establishes the correspondence between the nodes and relations of a source graph and the nodes and relations of a target graph. The correspondences are represented as relations in the morphism graph.

7.7.4.2 MorphismGraph DS syntax

```
<!-- ######################################### -->
<!--  Definition the MorphismGraph DS (7.7.4)  -->
<!-- ######################################### -->
```


Copyright International Organization for Standardization
Provided by IHS under license with ISO
No reproduction or networking permitted without license from IHS
Not for Resale
© ISO/IEC 2003 – All rights reserved

```
<!-- Definition of MorphismGraph DS -->
<complexType name="MorphismGraphType">
   <complexContent>
      <extension base="mpeg7:GraphType">
         <sequence>
         <choice>
               <element name="SourceGraphRef" type="mpeg7:ReferenceType"/>
               <element name="SourceGraphTermRef"
                  type="mpeg7:ControlledTermUseType"/>
            </choice>
            <choice>
               <element name="TargetGraphRef" type="mpeg7:ReferenceType"/>
               <element name="TargetGraphTermRef"
                  type="mpeg7:ControlledTermUseType"/>
            </choice>
            <element name="RuleTermRef"
               type="mpeg7:ControlledTermUseType" minOccurs="0"/>
         </sequence>
      </extension>
   </complexContent>
</complexType>
```

7.7.4.3 MorphismGraph DS semantics

Semantics of the `MorphismGraphType`:

Name	*Definition*
`MorphismGraphType`	Describes a morphism between a source and a target graph. `MorphismGraphType` extends `GraphType`.
`SourceGraphRef`	Describes a reference to the source graph of the morphism.
`SourceGraphTermRef`	Describes a reference to a graphical term, in a graphical classification scheme, that defines the source graph of the morphism. For production rules, this element points to the `LHSGraph` in both the `PushoutDefinition` and `DoublePushoutDefinition`. Pointing to another graph in these rules requires the use of `SourceRef`.
`TargetGraphRef`	Describes a reference to the target graph of the morphism.
`TargetGraphTermRef`	Describes a reference to the graphical term, in a graphical classification scheme, that defines the target graph of the morphism. `TargetTermRef`. For production rules, this element points to the `AlphabetGraph` in the `PullbackDefinition` and to the first `RuleGraph` in the `DoublePullbackDefinition`. Pointing to another graph in these rules requires the use of `TargetRef`.
`RuleTermRef`	Describes a reference to a term defining a graphical production being applied by this morphism graph (optional).

--`,,```,,,,````-`-`,,`,,`,`,,`---
© ISO/IEC 2003 – All rights reserved

Copyright International Organization for Standardization
Provided by IHS under license with ISO
No reproduction or networking permitted without license from IHS
Not for Resale

7.7.4.4 MorphismGraph DS examples (informative)

The following example description excerpt shows the use of the `MorphismGraph DS` for describing a morphism graph.

```
<MorphismGraph>
   <Relation id="left1" type="urn:mpeg:mpeg7:cs:GraphRelationCS:2001:identity"
      source="#object1" target="#object3"/>
   <Relation id="left2" type="urn:mpeg:mpeg7:cs:GraphRelationCS:2001:identity"
      source="#object2" target="#object4"/>
   <SourceGraphRef href="#context"/>
   <TargetGraphRef href="#LHS"/>
</MorphismGraph>
```

7.7.5 Graph relations classification scheme

7.7.5.1 Introduction

This subclause defines normative relations between elements of a graph. These relations are used to establish the mappings between edges and nodes of the source and target graphs in a graph morphism.

7.7.5.2 GraphRelation CS syntax

```
<!-- ######################################### -->
<!--  Definition of GraphRelation CS (7.7.5)  -->
<!-- ######################################### -->

<ClassificationScheme uri="urn:mpeg:mpeg7:cs:GraphRelationCS:2001">
   <Term termID="identity">
      <Definition xml:lang="en">
      The two items related are identical.
   </Definition>
   </Term>
   <Term termID="equivalent">
      <Definition xml:lang="en">
      The two items related are equivalent according to some partitioning
      of classes.
   </Definition>
   </Term>
   <Term termID="similar">
      <Definition xml:lang="en">
      The two items related are similar.
   </Definition>
   </Term>
   <Term termID="instance">
      <Definition xml:lang="en">
      The source item is an instance of a class.
   </Definition>
   </Term>
</ClassificationScheme>
```


Copyright International Organization for Standardization
Provided by IHS under license with ISO
No reproduction or networking permitted without license from IHS
Not for Resale
© ISO/IEC 2003 – All rights reserved

7.7.5.3 GraphRelation CS semantics

Semantics of the GraphRelationCS:

Name	*Definition*
GraphRelationCS	Describes relations between elements of a graph. These relations are used to establish the mappings between edges and nodes of the source and target graphs in a graph morphism.
identity	Describes the relation between two that are identified with one another. This relation is its own inverse.
equivalent	Describes the relation between two nodes that are considered equivalent to one another. This relation is symmetric.
similar	Describes the relation between two nodes that are considered similar to one another. This relation is symmetric but need not be transitive. I.e. *A* similar *B* and *B* similar *C* does not necessarily imply that *A* similar *C*.
instance	Describes the relation between two nodes where the source argument is an instance of class identified by the second argument.

7.7.5.4 GraphRelation CS examples (informative)

The following example description excerpt shows the use of the GraphRelation CS for describing graph relations within a morphism graph.

```
<Graph xsi:type="MorphismGraphType">
   <Relation source="#object3" target="#tom1"
      type="urn:mpeg:mpeg7:cs:GraphRelationCS:2001:identity"/>
   <Relation source="#object4" target="#mary1"
      type="urn:mpeg:mpeg7:cs:GraphRelationCS:2001:identity"/>
   <Relation source="#lhs1" target="#ew1"
      type="urn:mpeg:mpeg7:cs:GraphRelationCS:2001:identity"/>
   <SourceGraphTermRef href="urn:example:cs:Graph2:1"/>
   <TargetGraphRef href="#eastwestgraph"/>
</Graph>
```

7.7.6 Base relation classification scheme

7.7.6.1 Introduction

The BaseRelation CS defines set-theoretic and topological relations amonst description tool instances. It includes relations describes different topological relations (i.e. contains, touches) which can be used for both segment and semantic entities, and set-theoretic relations like union and intersection, which are application to many different kinds of description tools (e.g. collections or semantic entities). In the following specification of the BaseRelation CS, symbols *B* and *E* are used to refer to the source of the relation and symbols *C* and *O* are used to refer to the target of the relation.

7.7.6.2 BaseRelation CS syntax

```
<!-- ################################################ -->
<!--  Definition of BaseRelation CS (7.7.6)  -->
<!-- ################################################ -->
```

© ISO/IEC 2003 – All rights reserved

Copyright International Organization for Standardization
Provided by IHS under license with ISO
No reproduction or networking permitted without license from IHS
Not for Resale

```
<ClassificationScheme uri="urn:mpeg:mpeg7:cs:BaseRelationCS:2001">
    <Term termID="equals">
        <Definition>
            B equals C if and only if B is equal to C.
        </Definition>
    </Term>
    <Term termID="inside">
        <Definition>
            B1, B2, ..., Bn is inside C if and only if the union of B1, ..., Bn
            is a subset of C
        </Definition>
    </Term>
    <Term termID="contains">
        <Definition> Inverse relation of inside </Definition>
    </Term>
    <Term termID="covers">
        <Definition>
            B1, B2, ..., Bn covers argument C if and only if
            the union of B1, B2, ..., Bn contains C AND that union is not equal to C
    </Definition>
    </Term>
    <Term termID="coveredBy">
        <Definition> Inverse relation of covers </Definition>
    </Term>
    <Term termID="overlaps">
        <Definition>
            B overlaps C if and only if B intersect C has non-empty interior
        </Definition>
    </Term>
    <Term termID="touches">
        <Definition>
            B1, B2, ..., Bn touches argument C if and only if B union C is is
connected
        </Definition>
    </Term>
    <Term termID="disjoint">
        <Definition>
            B is disjoint with C if and only if the intersection of B and C is empty.
        </Definition>
    </Term>
    <Term termID="separated">
        <Definition>
            E is separated from O if and only if the intersection of E and
            the closure of A is empty AND the intersection of the closure of
            E with O is empty.
        </Definition>
    </Term>
    <Term termID="union">
        <Definition>
            A0 is the union of A1, A2, ..., An if and only if
            A0 is equal to the union of the sets A1, A2, ..., An.
        </Definition>
    </Term>
    <Term termID="intersection">
        <Definition>
            A0 is the intersection of A1, A2, ..., An if and only if
            A0 is equal to the intersection of the sets A1, A2, ..., An.
        </Definition>
```


Copyright International Organization for Standardization
Provided by IHS under license with ISO
No reproduction or networking permitted without license from IHS
Not for Resale
© ISO/IEC 2003 – All rights reserved

```
    </Term>
    <Term termID="member">
       <Definition>
          B is a member of C if and only if the B contains a member C.
       </Definition>
    </Term>
    <Term termID="memberOf">
       <Definition> Inverse relation of member </Definition>
    </Term>
    <Term termID="refines">
       <Definition>
          B refines C if and only if B adds detail to the description of C.
       </Definition>
    </Term>
    <Term termID="refinedBy">
       <Definition> Inverse relation of refines </Definition>
    </Term>
</ClassificationScheme>
```

7.7.6.3 BaseRelation CS semantics

For each normative topological and set-theoretic relation, Table 11 includes the name, the inverse relation, the formal definition, the properties, and informative examples.

Table 11 — Formal definition, inverse relations and properties of the normative topological and set-theoretic relations with informative examples

Relation Name	*Inverse Relation*	*Definition*	*Properties*	*Informative Examples*
`equals`	`equals`	B `equals` C if and only if $B = C$	Equivalence	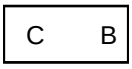
`inside`	`contains`	$B_1, B_2, \ldots B_n$ `inside` C if and only if $(B_1, B_2, \ldots B_n) \subseteq$ C	Partial order	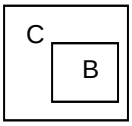
`covers`	`coveredBy`	$B_1, B_2, \ldots B_n$ `covers` C if and only if $B_1. \cup B_2. \cup \ldots \cup B_n. \cup C \supset$ C AND $(B_1. \cup B_2. \cup \ldots \cup B_n. \cup C) \neq$ C	Transitive	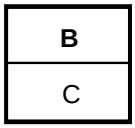
`overlaps`	`overlaps`	B `overlaps` C if and only if $B \cap$ C has non-empty interior	Symmetric	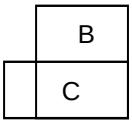

© ISO/IEC 2003 – All rights reserved
Copyright International Organization for Standardization
Provided by IHS under license with ISO
No reproduction or networking permitted without license from IHS
Not for Resale

Relation Name	*Inverse Relation*	*Definition*	*Properties*	*Informative Examples*
`touches`	`touches`	B_1, B_2, … B_n `touches` C if and only if $B_1. \cup B_2. \cup \ldots \cup B_n. \cup$C is connected	Equivalence	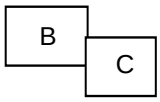
`disjoint`	`disjoint`	*B* `disjoint` C if and only if $B \cap$ C = $\varnothing$	Symmetric	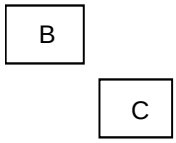
`separated`	`separated`	*E* `separated` *O* if and only if $E \cap cl(O) = \varnothing$ AND $cl(E) \cap O = \varnothing$ where cl(S) indicates the closure of a set S.	Symmetric	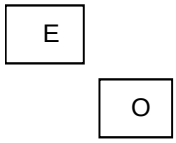
`union`	-	A_0 is the `union` of A_1, A_2, … A_n if and only if $A_0 = A_1 \cup A_2 \cup \ldots \cup A_n$.	-	-
`intersection`	-	A_0 is the `intersection` of A_1, A_2, … A_n if and only if $A_0 = A_1 \cap A_2 \cap \ldots \cap A_n$.	-	-
`member`	`memberOf`	B *member* C if and only if $C \in B$	Pre-order	Object team *member* object player. Object ship *memberOf* object fleet.
`refines`	`isRefinedBy`	*B refines C* if and only if *B* adds detail to the meaning of *C.*	Pre-order	The object described as "the man with the hat" *refines* the object described as "the man."

7.7.6.4 BaseRelation CS examples (informative)

The following example illustrates the use of the `BaseRelation CS` for describing the following two relations between collections, `disjoint` and `refines`, which indicate that the collections are disjoint and that one collection refines the other collection.

© ISO/IEC 2003 – All rights reserved
Copyright International Organization for Standardization
Provided by IHS under license with ISO
No reproduction or networking permitted without license from IHS
Not for Resale

```
<Mpeg7>
   <Description xsi:type="ContentEntityType">
      <MultimediaContent xsi:type="MultimediaCollectionType">
         <StructuredCollection>
            <Collection id="collection1" xsi:type="ContentCollectionType">
               <!-- more elements here -->
            </Collection>
            <Collection id="collection2" xsi:type="ContentCollectionType">
               <!-- more elements here -->
            </Collection>
            <Relationships>
               <Node id="source" href="#collection1"/>
               <Node id="target1" href="#collection2"/>
               <Relation type="urn:mpeg:mpeg7:cs:BaseRelationCS:2001:disjoint"
                  source="#source" target="#target1"/>
               <Relation type="urn:mpeg:mpeg7:cs:BaseRelationCS:2001:refines"
                  source="#source" target="#target1"/>
            </Relationships>
         </StructuredCollection>
      </MultimediaContent>
   </Description>
</Mpeg7>
```

7.8 Ordering Tools

7.8.1 Introduction

This subclause defines tools for ordering descriptions according to various criteria.

7.8.2 OrderingKey DS

7.8.2.1 Introduction

The `OrderingKey` DS describes a hint for ordering descriptions of the same type (e.g., `Segment`, `Object`, or `Event` DS descriptions) using information contained within those descriptions.

7.8.2.2 OrderingKey DS syntax

```
<!-- ######################################## -->
<!--  Definition of OrderingKey DS (7.8.2)  -->
<!-- ######################################## -->

<!-- Definition of OrderingKey DS -->
<complexType name="OrderingKeyType">
   <complexContent>
      <extension base="mpeg7:HeaderType">
         <sequence>
            <element name="Selector">
            <complexType>
               <attribute name="xpath" type="mpeg7:xPathSelectorType"/>
            </complexType>
         </element>
            <element name="Field" minOccurs="1" maxOccurs="unbounded">
               <complexType>
               <attribute name="xpath" type="mpeg7:xPathFieldType"/>
            </complexType>
            </element>
```

© ISO/IEC 2003 – All rights reserved

Copyright International Organization for Standardization
Provided by IHS under license with ISO
No reproduction or networking permitted without license from IHS
Not for Resale

```
            </sequence>
            <attribute name="name" type="string" use="optional"/>
            <attribute name="semantics" type="string" use="optional"/>
            <attribute name="direction" use="optional" default="descending">
               <simpleType>
                  <restriction base="NMTOKEN">
                     <enumeration value="descending"/>
                     <enumeration value="ascending"/>
                  </restriction>
               </simpleType>
            </attribute>
         </extension>
      </complexContent>
</complexType>
```

7.8.2.3 Ordering Key DS semantics

Semantics of the `OrderingKeyType`:

Name	*Definition*
`OrderingKeyType`	Describes an ordering of description tools (or parts of description tools). The `OrderingKey DS` is a specification of *hint* that orders instances of description tools. Note: the ordering defined in the ordering key does not constrain the actual order of apperance within the description itself.
`Selector`	Describes the set of description components to be ordered.
`xpath`	Describes an Xpath expression that selects the components to be ordered in the current description. If a relative XPath expression is specified the context node of the path is the element this attribute is contained in. An absolute XPath expression is written with respect to the root of the whole description tree structure (which includes the `Mpeg7` root element).
`Field`	Describes a reference to the parts of the selected description tools to use as a key for ordering. `Field` shall determine a single description part (element or attribute within the selected element) whose element content or attribute value shall be a simple type. Ordering is done on underlying value, not on its lexical representation. In addition, the simple type of the field (element or attribute value) shall be a rank-ordered datatype, e.g., a string or numeric value (integer or real) so that an alphabetical or magnitude criterion can be used in the ordering process. For example, the simple type IDREF has no associated ordering. Note: complex descriptors (or part of descriptors) shall not be used as ordering keys in order to avoid ordering ambiguities (e.g. the color histogram is not a valid ordering key because it is a vector of integers and it would not be clear for the applications what is the ordering to associate to using such a set of vector components). In case more than one Field is specified in the instantiation of this DS, the order shall adhere to the lexicographical order determined by the composite key determine by the key fields, in order of appearance in the DS instance.
`xpath`	Describes an XPath that identifies fields within the selected description tools to use as the key value for ordering. The XPath expression is relative to the description tools selected by the Selector XPath. A field is any of the elements and attributes of the description tool.

Copyright International Organization for Standardization
Provided by IHS under license with ISO
No reproduction or networking permitted without license from IHS
Not for Resale
© ISO/IEC 2003 – All rights reserved

Name	*Definition*
`name`	Indicates the label of the `OrderingKey DS` description (optional).
`semantics`	Describes the semantics of the ordering (optional). For example, the semantics attribute of an `OrderingKey DS` description can be a simple word indicating the descriptor used (e.g., if it has been used the name of video segments as ordering key semantics may be "accordingtoSceneName") or a more complex textual description of the ordering results (e.g., if PanSpeed inside video segments of a soccer match is used as ordering key a possible semantics may be "Shots containing a close-up of a player")
direction	Indicates the direction of the ordering in which the DS descriptions shall be ordered. The directions of the ordering are defined as follows: • *descending* - The direction of the ordering is descending order. The DS descriptions shall be ordered in descending order. • *ascending* - The direction of the ordering is ascending order. The DS descriptions shall be ordered in ascending order. The attribute value is "`descending`" by default.

7.8.2.4 Ordering Key DS examples (informative)

The following example illustrates the use of the `OrderingKey` D for describing the ordering of VideoSegment DS description based on two elements of the CameraMotion D, the TRACK_LEFT_F element and the ZOOM_IN_F element. In the first `OrderingKey` DS description, the ordering is based on the TRACK_LEFT_F element of the `CameraMotion` D so the shots containing the most amount of "action" would appear first in the ordered list. In the second `OrderingKey` D description, the ordering is based on the ZOOM_IN_F element of the `CameraMotion` D so the shots containing close-ups would appear first in the ordered list.

```
<Mpeg7>
   <Description xsi:type="ContentEntityType">
      <OrderingKey name="ActionOrdering" semantics="The shots containing more
         action">
         <Selector
            xpath="/Mpeg7/Description/MultimediaContent/TemporalDecomposition/
            VideoSegment"/>
         <Field
         xpath="VisualDescriptor/Segment/FractionalPresence/TrackLeft"/>
      </OrderingKey>
      <OrderingKey name="Close-up Ordering" semantics="The shots containing close-up
         of a player">
         <Selector
            xpath="/Mpeg7/Description/MultimediaContent/TemporalDecomposition/
               VideoSegment"/>
         <Field
            xpath="VisualDescriptor/Segment/FractionalPresence/TrackLeft"/>
      </OrderingKey>
      <MultimediaContent xsi:type="VideoType">
         <Video id="id1">
            <MediaTime>
               <MediaTimePoint>T00:00:00</MediaTimePoint>
               <MediaDuration>PT0M15S</MediaDuration>
            </MediaTime>
            <TemporalDecomposition>
               <VideoSegment id="id2">
                  <MediaTime>
```

© ISO/IEC 2003 – All rights reserved

Copyright International Organization for Standardization
Provided by IHS under license with ISO
No reproduction or networking permitted without license from IHS
Not for Resale

```
                        <MediaTimePoint>T00:00:00</MediaTimePoint>
                        <MediaDuration>PT0M15S</MediaDuration>
                    </MediaTime>
                    <VisualDescriptor xsi:type="CameraMotionType">
                        <Segment xsi:type="MixtureCameraMotionSegmentType">
                            <MediaTime>
                                <MediaTimePoint>T00:00:00</MediaTimePoint>
                                <MediaDuration>PT0M15S</MediaDuration>
                            </MediaTime>
                            <FractionalPresence>
                                <TrackLeft>5</TrackLeft>
                            </FractionalPresence>
                            <AmountOfMotion>
                                <TrackRight>4</TrackRight>
                            </AmountOfMotion>
                        </Segment>
                    </VisualDescriptor>
                </VideoSegment>
                <VideoSegment id="id3">
                    <MediaTime>
                        <MediaTimePoint>T00:00:10</MediaTimePoint>
                        <MediaDuration>PT0M10S</MediaDuration>
                    </MediaTime>
                    <!-- CameraMotion descriptor value omitted -->
                </VideoSegment>
                <VideoSegment id="id4">
                    <MediaTime>
                        <MediaTimePoint>T00:00:20</MediaTimePoint>
                        <MediaDuration>PT0M10S</MediaDuration>
                    </MediaTime>
                    <!-- CameraMotion descriptor value omitted -->
                </VideoSegment>
            </TemporalDecomposition>
        </Video>
    </MultimediaContent>
  </Description>
</Mpeg7>
```

7.9 Affective description

7.9.1 Introduction

This subclause defines tools for describing affective (emotional) response to multimedia content.

7.9.2 Affective DS

7.9.2.1 Introduction

The `Affective` DS describes an audience's affective (emotional, mood, or analytical) response to multimedia content. The `Affective` DS attaches a numeric score to each member of a group of description tool instances. The score measures the relative (within the group of instances) intensity of an audience's affective response to those instances, with respect to a specified affect type (e.g. excitement, happiness, anger, etc).

For example, when scores are assigned to video segments along a story's timeline based on the mood/emotional response of an audience, the resulting description can describe how an audience's mood/emotion changes while viewing the video. A similar approach may be taken to capture the *story shape*—i.e. the shape characterizing the rise and fall in story "complication" as the story progresses. The `Affective` DS may also be used to describe the

© ISO/IEC 2003 – All rights reserved
Copyright International Organization for Standardization
Provided by IHS under license with ISO
No reproduction or networking permitted without license from IHS
Not for Resale

affective response to the semantic entities (events and objects) depicted in video content. For example, the events (goals, passes, and so forth) and objects (players) depicted in the video of a soccer match.

7.9.2.2 Affective DS syntax

```
<!-- ################################### -->
<!--  Definition of Affective DS (7.9.2)  -->
<!-- ################################### -->

<!-- Definition of Affective DS -->
<complexType name="AffectiveType">
   <complexContent>
      <extension base="mpeg7:DSType">
         <sequence>
            <element name="Type" type="mpeg7:TermUseType"/>
            <element name="Score" minOccurs="2" maxOccurs="unbounded">
               <complexType>
                  <simpleContent>
                     <extension base="mpeg7:minusOneToOneType">
                        <attributeGroup ref="mpeg7:referenceGrp"/>
                     </extension>
                  </simpleContent>
               </complexType>
            </element>
         </sequence>
      </extension>
   </complexContent>
</complexType>
```

7.9.2.3 Affective DS semantics

Semantics of the `AffectiveType`:

Name	*Definition*
`AffectiveType`	Describes an audience's affective response to multimedia content.
`Type`	Indicates the type of affective information being measured. The value of Type may be either chosen from a predefined classification scheme (for example, see Classification Schemes for Affective Type in Annex A) or a free text description.
`Score`	Indicates the relative intensity value of audience's affective information of the referenced instance on a scale from –1 to 1. The minus range (from –1 to 0) is provided to represent the intensity of opposite affective information within a single scale. For example, "excited" and "bored" may be represented in the single score when the maximum intensity of "excited" and "bored" are allocated to 1.0 and –1.0, respectively. The minimum occurrence of two ("2") indicates that because the values are relative, at least two elements with the value shall be instantiated for their comparison.
`referenceGrp`	Describes a reference to an instance that is assigned an affective score. The affective score represents the relative intensity of audience's affective information with respect to the instance.

© ISO/IEC 2003 – All rights reserved

Copyright International Organization for Standardization
Provided by IHS under license with ISO
No reproduction or networking permitted without license from IHS
Not for Resale

7.9.2.4 Affective DS examples (informative)

The following example demonstrates the use of the Affective DS to describe the story shape of a movie. The story shape represents the development of a story along time by assigning a score to each scene, which measures the degree of "story complication" in that scene. The peaks in the score usually correspond to climaxes in the story. Figure 1 shows an example of the story shape characterized for a certain action movie.

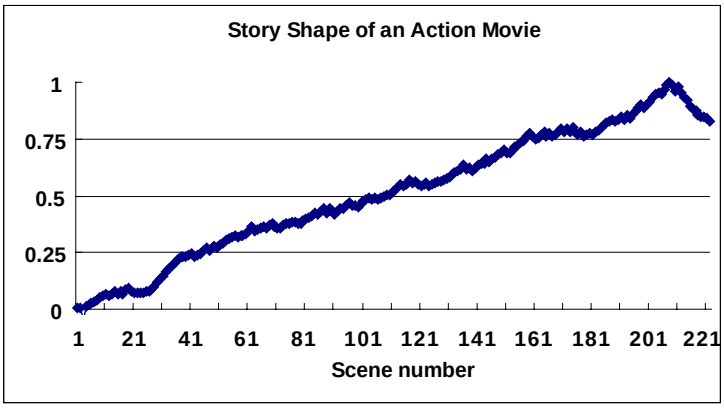

Figure 17 — Illustration of the story shape of an action movie

The description of the story shape shown in Figure 17 is given as follows:

```
<Mpeg7>
   <Description xsi:type="ContentEntityType">
      <!--
         Story Shape description by Affective DS.
         Note: Story shape is defined in the informative classification scheme
         identified by "AffectTypeCS".
      -->
      <Affective id="affective1">
         <Header xsi:type="DescriptionMetadataType">
            <Confidence>0.85</Confidence>
            <Version>1.0</Version>
            <Comment>
               <FreeTextAnnotation>
                  Confidence is measured using a certain statistical technique.
                  Noticeable experimental conditions are used to describe
                  the creation information.
               </FreeTextAnnotation>
            </Comment>
            <PrivateIdentifier>example1</PrivateIdentifier>
            <Creator>
               <Role href="urn:mpeg:cs:AffectBasedContentAnalysisCS:2001">
                  <Name>experimentalSubject</Name>
               </Role>
               <Agent xsi:type="OrganizationType">
                  <Name>N.Univ.</Name>
               </Agent>
            </Creator>
            <Creator>
               <Role href="urn:mpeg:cs:AffectBasedContentAnalysisCS:2001">
                  <Name>organizer</Name>
               </Role>
               <Agent xsi:type="PersonType">
                  <Name>
```


Copyright International Organization for Standardization
Provided by IHS under license with ISO
No reproduction or networking permitted without license from IHS
© ISO/IEC 2003 – All rights reserved
Not for Resale

```
                    <GivenName>Yoshiaki</GivenName>
                    <FamilyName>Shibata</FamilyName>
                </Name>
            </Agent>
        </Creator>
        <CreationLocation>
            <Region>jp</Region>
            <AdministrativeUnit>Tokyo</AdministrativeUnit>
        </CreationLocation>
        <CreationTime>1999-09-12T13:45:00+09:00</CreationTime>
        <Instrument>
            <Tool>
                <Name>SemanticScoreMethod</Name>
            </Tool>
        </Instrument>
    </Header>
    <Type href="urn:mpeg:cs:AffectTypeCS:2001">
        <Name>storyShape</Name>
    </Type>
    <Score idref="scene1">0.00360117</Score>
    <Score idref="scene2">0.00720234</Score>
    <!-- : -->
    <Score idref="scene222">0.825006</Score>
</Affective>
<!--
    Description of AudioVisualSegment Decomposition
-->
<MultimediaContent xsi:type="AudioVisualType">
    <AudioVisual id="program" mediaTimeBase="./MediaLocator"
        mediaTimeUnit="PT1N30F">
        <MediaLocator>
            <MediaUri>http://www.mpeg.org/contents/TheMaskOfZorro.mpg</MediaUri>
        </MediaLocator>
        <!-- 0.0 .. 7669.5 sec for "program" -->
        <MediaTime>
            <MediaRelTimePoint>PT0S</MediaRelTimePoint>
            <!--   <MediaRelTimePoint>PT0S</MediaRelTimePoint> -->
            <MediaDuration>PT2H7M49S5N10F</MediaDuration>
        </MediaTime>
        <!-- Decomposition into scenes -->
        <TemporalDecomposition>
            <AudioVisualSegment id="scene1">
                <!-- 0.0 .. 48.9 sec for "scene1" -->
                <MediaTime>
                    <MediaRelTimePoint>PT0S</MediaRelTimePoint>
                    <MediaDuration>PT48S9N10F</MediaDuration>
                </MediaTime>
            </AudioVisualSegment>
            <AudioVisualSegment id="scene2">
                <!-- 48.9 .. 81.0 sec for "scene2" -->
                <MediaTime>
                    <MediaRelTimePoint>PT48S9N10F</MediaRelTimePoint>
                    <MediaDuration>PT32S1N10F</MediaDuration>
                </MediaTime>
            </AudioVisualSegment>
            <!-- : -->
            <AudioVisualSegment id="scene222">
                <!-- 7639.8 .. 7669.5 sec for "scene222" -->
                <MediaTime>
                    <MediaRelTimePoint>PT2H7M19S8N10F</MediaRelTimePoint>
                    <MediaDuration>PT29S3501N5000F</MediaDuration>
```

© ISO/IEC 2003 – All rights reserved

Copyright International Organization for Standardization
Provided by IHS under license with ISO
No reproduction or networking permitted without license from IHS
Not for Resale

```
                    </MediaTime>
                 </AudioVisualSegment>
              </TemporalDecomposition>
           </AudioVisual>
        </MultimediaContent>
    </Description>
</Mpeg7>
```

This description consists of two parts:

1. The instance of `Affective` DS with the `DescriptionMetadata` DS as a header, where each affective value is associated with a sub-segment (scene) by referencing its identifier ("`id`") using the `idref` attribute.

2. The hierarchical decomposition of the movie. The AV segment representing the entire movie ("program") is decomposed into 222 sub-segments called "scenes".

The "storyShape" is specified in the `Type` element by referencing a term defined in the informative Affective Type Classification Scheme (See Annex A). The information included in the `DescriptionMetadata` header indicates that the scores were obtained from students in N Univ. based on the Semantic Score Method.

Note: the value of the `Confidence` element in the Header is 0.85, indicating that the score was obtained using a method that can provide a reliability for the score. In this case, the score is actually a composite score synthesized from the individual score of many individual students using statistical techniques.

Another example of using the `Affective` DS is to describe the affective response to the events and objects depicted in a soccer game video. Suppose that the video contains a goal event, where a goalkeeper "A" fails to capture a slow ball kicked by a forward "B", resulting in losing a point for "A's" team. The objects, the goalkeeper "A" and the forward "B", may be described using the `SemanticPerson` DS. Because a fan of "B's" team may feel angrier towards the goalkeeper, who fails to catch such an easy ball, than towards the forward who kicks the ball, his/her affective response to the object descriptions can be represented as:

```
<Affective>
    <Type href="AffectTypeCS:2001">
        <Name> anger </Name>
    </Type>
    <Score idref="Goalkeeper-id">0.8</Score>
    <Score idref="Forward-id">0.2</Score>
</Affective>
```

In this description, "`Goalkeeper-id`" and "`Forward-id`" reference the goalkeeper and the forward descriptions respectively, which are assumed to have been described elsewhere.

7.10 Phonetic description

7.10.1 Introduction

This subclause specifies tools for describing various kind of phonetic information.

7.10.2 PhoneticTranscriptionLexicon header

7.10.2.1 Introduction

The `PhoneticTranscriptionLexicon header` describes a phonetic transcription for a list of words or phrases. It can be viewed as a kind of phonetic transcription dictionary. If a `PhoneticTranscriptionLexicon` is included in a description, it can be used as a pronunciation dictionary.

--`,,```,,,,````-`-`,,`,,`,`,,`---

© ISO/IEC 2003 – All rights reserved
Copyright International Organization for Standardization
Provided by IHS under license with ISO
No reproduction or networking permitted without license from IHS
Not for Resale

7.10.2.2 PhoneticTranscriptionLexicon header syntax

```
<!-- ########################################################## -->
<!--  Definition of PhoneticTranscriptionLexicon header (7.10.2)  -->
<!-- ########################################################## -->

<!-- Definition of PhoneticTranscriptionLexicon header -->
<complexType name="PhoneticTranscriptionLexiconType">
   <complexContent>
      <extension base="mpeg7:HeaderType">
         <sequence>
            <element name="Token" minOccurs="1" maxOccurs="unbounded">
               <complexType>
                  <simpleContent>
                     <extension base="mpeg7:WordType">
                        <attribute name="phoneticTranscription" use="required">
                           <simpleType>
                              <list itemType="mpeg7:PhoneType"/>
                           </simpleType>
                        </attribute>
                        <attribute ref="xml:lang" use="optional"/>
                     </extension>
                  </simpleContent>
               </complexType>
            </element>
         </sequence>
         <attribute ref="xml:lang" use="optional"/>
         <attribute name="phoneticAlphabet" type="mpeg7:phoneticAlphabetType"
            use="optional" default="sampa"/>
      </extension>
   </complexContent>
</complexType>
```

7.10.2.3 PhoneticTranscriptionLexicon header semantics

Name	*Definition*
`PhoneticTranscriptionLexiconType`	Describes a lexicon of words and their corresponding phonetic transcriptions.
`Token`	Describes one word in the lexicon. Each word is coded as a string. WordType is defined in ISO/IEC 15938-4.
`phoneticTranscription`	Describes the phonetic information about the corresponding word. Phonetic information is represented as a list of phones—a unit of phonetic information. Each phone can be written in a phonetic alphabet, which is specified by the `phoneticAlphabet` attribute (e.g. the IPA (International Phonetic Alphabet). The `PhoneType` `datatype` is defined in ISO/IEC 15938-4.
`xml:lang`	Indicates the language of the word. This attribute may be used to override a default value for `xml:lang` specified for this PhoneticTranscriptionLexicon.
`phoneticAlphabet`	Indicates the phonetic alphabet that is used to write the `phoneticTranscription` for every Token in this lexicon. The `phoneticAlphabetType` is defined in ISO/IEC 15938-4.

--`,,```,,,,````-`-,,`,,`,`,,`---

© ISO/IEC 2003 – All rights reserved

Copyright International Organization for Standardization
Provided by IHS under license with ISO
No reproduction or networking permitted without license from IHS
Not for Resale

xml:lang	Specifies the default language of this PhoneticTranscriptionLexicon.

8 Media description tools

8.1 Introduction

This clause specifies tools for describing the media features of the coded multimedia data. The coded multimedia data may be available in multiple modalities, formats, coding versions, or as multiple instances. The tools defined in this clause allow the description of an original instance of coded multimedia data and the multiple variations of the original instance. The following tools are specified in this clause:

Table 12 — Overview of Media Information Tools

Tool	*Functionality*
Media Information Tools	Describes media features of the coded multimedia data. The MediaInformation DS provides an identifier for the content entity and a set of coding parameters grouped into profiles. The MediaIdentification DS allows the description of the content entity. The different MediaProfile DS instances allow the description of the different sets of coding parameters values available for different coding profiles.

The different instances of the multimedia data can result from capturing a reality with different acquisition devices, or by representing the content using different coding and storage formats, or by coding the data at different rates, qualities, or other coding parameters, and so forth. For example, consider a musical concert which is recorded in two different modalities: audio and AV. Furthermore, the content in each of these *modalities* can be encoded using different methods, which results in multiple *profiles*. In addition, same encoded multimedia content can be represented with multiple physical representations, which results in multiple *instances*. The concepts of modality, profile and instance are illustrated in Figure 18.

--`,,```,,,,````-`-`,,`,,`,`,,`---

© ISO/IEC 2003 – All rights reserved
Copyright International Organization for Standardization
Provided by IHS under license with ISO
No reproduction or networking permitted without license from IHS
Not for Resale

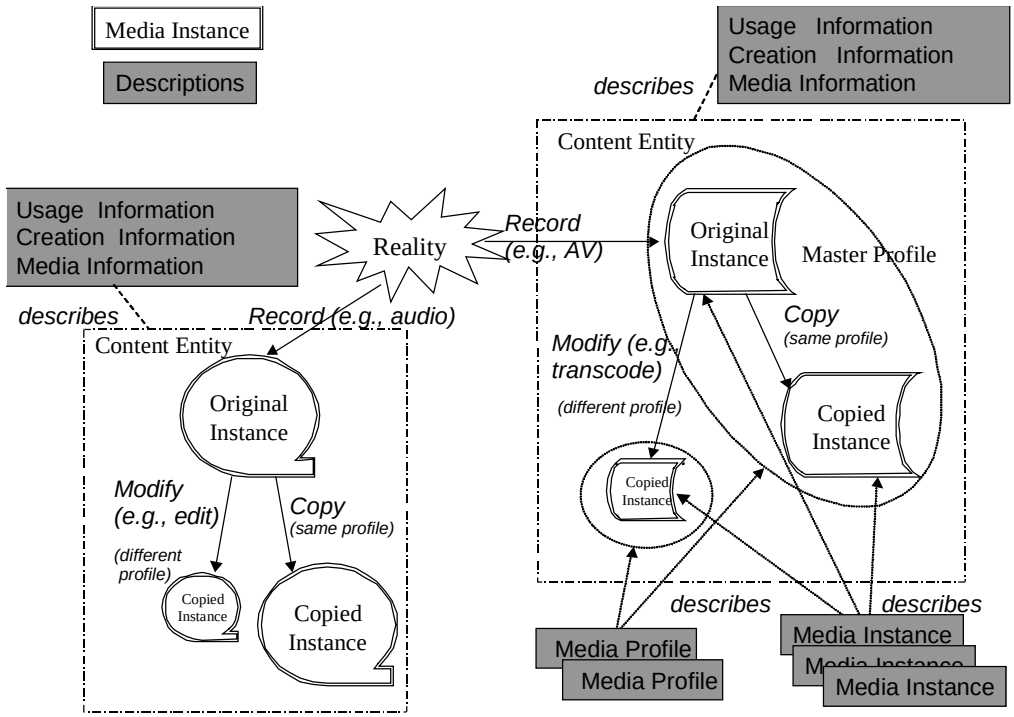

Figure 18 — Illustration of the concepts of content entity, modality, profile, and instance as they relate in media information

- **Content entity**: Each content entity provides a particular form for representing a reality. A single reality, such as a musical concert, can be represented by multiple instances and multiple types of media, e.g. audio, video, images, and so forth.

- **Media information**: The `MediaInformation DS` describes the media features of the coded multimedia data. A single instance of `MediaInformation DS` shall be used for each content entity. The `MediaInformation DS` provides an identifier for each content entity and provides a set of descriptors for describing its media features.

- **Media profile**: A media profile corresponds to the different codings of the entity. Each content entity can have one or more media profiles. The master profile corresponds to the original content entity as initially created or recorded. The other profiles result from transcoding or other coding operations applied to the master. The media profiles may result from encoding the content using different coding parameters for the same encoding algorithms, such as for encoding at different rates, qualities, or resolutions.

- **Media instance**: Media instances represent the different instantiations of the content as physical entities. Each media instance is described using an identifier and a locator.

- **Creation information** (see clause 9): The `CreationInformation DS` describes information about the process of creating a content entity. The creation information of each content entity can be described using a single instance of the `CreationInformation DS`.

- **Usage information** (see clause 10): The `UsageInformation DS` describes the information about usage for a content entity. The usage information of each content entity can be described using a single instance of the `UsageInformation DS`.

The different tools for describing the different aspects of the media information are encapsulated by the `MediaInformation DS`. The `MediaInformation DS` is composed of an optional `MediaIdentification DS` and one or more `MediaProfile DS`s.

--`,,```,,,,````-`-`,,`,,`,`,,`---
© ISO/IEC 2003 – All rights reserved
Copyright International Organization for Standardization
Provided by IHS under license with ISO
No reproduction or networking permitted without license from IHS
Not for Resale

The MediaProfile DS is further composed of: (1) an optional MediaFormat D, (2) an optional MediaTranscodingHints D, (3) an optional MediaQuality D, and (4) zero or more MediaInstance DSs. The ComponentMediaProfile DS describes multiplexed media profiles, which correspond to content composed from several multimedia objects or streams, such as media objects in a MPEG-4 stream, or multilingual audio streams and video streams in DVD content, or video streams from multiple cameras in multiplexed video.

8.2 Media information tools

8.2.1 MediaInformation DS

8.2.1.1 Introduction

The MediaInformation DS identifies and describes the media-specific information of the multimedia data.

8.2.1.2 MediaInformation DS syntax

```
<!-- ############################################ -->
<!--  Definition of MediaInformation DS (8.2.1)  -->
<!-- ############################################ -->

<!-- Definition of MediaInformation DS -->
<complexType name="MediaInformationType">
   <complexContent>
      <extension base="mpeg7:DSType">
         <sequence>
            <element name="MediaIdentification"
                  type="mpeg7:MediaIdentificationType" minOccurs="0"/>
            <element name="MediaProfile" type="mpeg7:MediaProfileType"
                  minOccurs="1" maxOccurs="unbounded"/>
         </sequence>
      </extension>
   </complexContent>
</complexType>
```

8.2.1.3 MediaInformation DS semantics

Semantics of the MediaInformationType:

Name	*Definition*
MediaInformationType	Describes the physical format of the multimedia data.
MediaIdentification	Identifies the multimedia content entity representing a reality (optional).
MediaProfile	Describes a media profile for the multimedia content.

8.2.2 MediaIdentification D

8.2.2.1 Introduction

The MediaIdentification D identifies the multimedia content independently of the different available instances. The different media profiles of the multimedia content are described via their media profile (see clause 8.2.3), and for each media profile there can be mulitple media instances (see clause 8.2.7).

--`,,```,,,,````-`-`,,`,,`,`,,`---
© ISO/IEC 2003 – All rights reserved
Copyright International Organization for Standardization
Provided by IHS under license with ISO
No reproduction or networking permitted without license from IHS
Not for Resale

8.2.2.2 MediaIdentification D syntax

```
<!-- ############################################ -->
<!--  Definition of MediaIdentification D (8.2.2)  -->
<!-- ############################################ -->

<!-- Definition of MediaIdentification D -->
<complexType name="MediaIdentificationType">
   <complexContent>
      <extension base="mpeg7:DType">
         <sequence>
            <element name="EntityIdentifier" type="mpeg7:UniqueIDType"/>
            <element name="AudioDomain" type="mpeg7:ControlledTermUseType"
                  minOccurs="0" maxOccurs="unbounded"/>
            <element name="VideoDomain" type="mpeg7:ControlledTermUseType"
                  minOccurs="0" maxOccurs="unbounded"/>
            <element name="ImageDomain" type="mpeg7:ControlledTermUseType"
                  minOccurs="0" maxOccurs="unbounded"/>
         </sequence>
      </extension>
   </complexContent>
</complexType>
```

--`,,```,,,,````-`-`,,`,,`,`,,`---

© ISO/IEC 2003 – All rights reserved

Copyright International Organization for Standardization
Provided by IHS under license with ISO
No reproduction or networking permitted without license from IHS
Not for Resale

8.2.2.3 MediaIdentification D semantics

Semantics of the MediaIdentificationType:

Name	*Definition*
MediaIdentificationType	Identifies the content entity independently of the different available profiles and instances.
EntityIdentifier	Identifies uniquely the particular and unique multimedia content entity. For example, ISO's ISAN.
AudioDomain	Describes the source, acquisition, and/or use of an audio content entity (optional). If a content entity is AV, AudioDomain and VideoDomain are used simultaneously. An example of CS is AudioDomainCS.
VideoDomain	Describes the source, acquisition, and/or use of a video content entity (optional). An example of CS is VideoDomainCS.
ImageDomain	Describes the source, acquisition, and/or use of an image content entity (optional). An example of CS is ImageDomainCS.

8.2.3 MediaProfile DS

8.2.3.1 Introduction

The MediaProfile DS describes one profile of the multimedia content being described. A profile refers to a variation of the content that is produced from the original or master media by representing the content using different coding parameters, storage format, and so forth. The profile corresponding to the original or master copy of the multimedia content is considered the master media profile. For each profile there can be one or more media instances of the master media profile.

8.2.3.2 MediaProfile DS syntax

```
<!-- ######################################## -->
<!--  Definition of MediaProfile DS (8.2.3)  -->
<!-- ######################################## -->

<!-- Definition of MediaProfile DS -->
<complexType name="MediaProfileType">
   <complexContent>
      <extension base="mpeg7:DSType">
         <sequence>
            <element name="ComponentMediaProfile" type="mpeg7:MediaProfileType"
                  minOccurs="0" maxOccurs="unbounded"/>
            <element name="MediaFormat" type="mpeg7:MediaFormatType"
                  minOccurs="0"/>
            <element name="MediaTranscodingHints"
                  type="mpeg7:MediaTranscodingHintsType" minOccurs="0"/>
            <element name="MediaQuality" type="mpeg7:MediaQualityType"
                  minOccurs="0"/>
            <element name="MediaInstance" type="mpeg7:MediaInstanceType"
                  minOccurs="0" maxOccurs="unbounded"/>
         </sequence>
         <attribute name="master" type="boolean" use="optional" default="false"/>
      </extension>
   </complexContent>
</complexType>
```


© ISO/IEC 2003 – All rights reserved
Copyright International Organization for Standardization
Provided by IHS under license with ISO
No reproduction or networking permitted without license from IHS
Not for Resale

8.2.3.3 MediaProfile DS semantics

Semantics of the `MediaProfileType`:

Name	*Definition*
`MediaProfileType`	Describes the media profile of the multimedia content being described.
`ComponentMediaProfile`	Describes one component Media Profile of a multiplexed Media Profile, describing a multimedia content with different component multimedia contents (optional).
`MediaFormat`	Describes the format of the Media Profile (optional).
`MediaTranscodingHints`	Describes the transcoding hints of the Media Profile (optional).
`MediaQuality`	Describes the quality of the signal corresponding to the Media Profile (optional).
`MediaInstance`	Identifies and locates one Media Instance of the Media Profile (optional).
`master`	Indicates whether the Media Profile corresponds to the original or master profile of the multimedia content entity. Default value of this attribute is *false*.

The `ComponentMediaProfile DS` within the `MediaProfile DS` allows the description of multiplexed content streams. Typical examples of multiplexed streams include:

- MPEG-4 streams that are composed from multiple media objects,
- DVD content in which multiple audio streams in different languages are multiplexed and synchronized with the video,
- A globally synchronized multimedia content stream composed from multiple audio and video streams acquired from different microphones and cameras, which may provide different views of the same event.

8.2.4 MediaFormat D

8.2.4.1 Introduction

The `MediaFormat D` describes the information related to the file format and the coding parameters of the media profile.

8.2.4.2 MediaFormat D syntax

```
<!-- ######################################## -->
<!--  Definition of MediaFormat D (8.2.4)  -->
<!-- ######################################## -->

<!-- Definition of MediaFormat D -->
<complexType name="MediaFormatType">
   <complexContent>
      <extension base="mpeg7:DType">
         <sequence>
            <element name="Content" type="mpeg7:ControlledTermUseType"/>
            <element name="Medium" type="mpeg7:ControlledTermUseType"
                  minOccurs="0"/>
```

© ISO/IEC 2003 – All rights reserved

Copyright International Organization for Standardization
Provided by IHS under license with ISO
No reproduction or networking permitted without license from IHS
Not for Resale

```
            <element name="FileFormat" type="mpeg7:ControlledTermUseType"
                  minOccurs="0"/>
            <element name="FileSize" type="nonNegativeInteger" minOccurs="0"/>
            <element name="System" type="mpeg7:ControlledTermUseType"
                  minOccurs="0"/>
            <element name="Bandwidth" type="float" minOccurs="0"/>
            <element name="BitRate" minOccurs="0">
               <complexType>
                  <simpleContent>
                     <extension base="nonNegativeInteger">
                        <attribute name="variable" type="boolean"
                           use="optional" default="false"/>
                        <attribute name="minimum" type="nonNegativeInteger"
                           use="optional"/>
                        <attribute name="average" type="nonNegativeInteger"
                           use="optional"/>
                        <attribute name="maximum" type="nonNegativeInteger"
                           use="optional"/>
                     </extension>
                  </simpleContent>
               </complexType>
            </element>
            <element name="TargetChannelBitRate" type="nonNegativeInteger"
                  minOccurs="0"/>
            <element name="ScalableCoding" minOccurs="0">
               <simpleType>
                  <union>
                     <simpleType>
                        <restriction base="NMTOKEN">
                           <enumeration value="spatial"/>
                           <enumeration value="temporal"/>
                           <enumeration value="snr"/>
                           <enumeration value="fgs"/>
                        </restriction>
                     </simpleType>
                     <simpleType>
                        <restriction base="mpeg7:termReferenceType"/>
                     </simpleType>
                  </union>
               </simpleType>
            </element>
         <element name="VisualCoding" minOccurs="0">
            <complexType>
               <sequence>
                  <element name="Format" minOccurs="0">
                     <complexType>
                        <complexContent>
                           <extension base="mpeg7:ControlledTermUseType">
                              <attribute name="colorDomain" use="optional"
                                          default="color">
                                 <simpleType>
                                    <union>
                                       <simpleType>
                                          <restriction base="NMTOKEN">
                                             <enumeration value="binary"/>
                                             <enumeration value="color"/>
                                             <enumeration
                                                value="graylevel"/>
                                             <enumeration
                                                value="colorized"/>
```


--`,,```,,,,````-`-`,,`,,`,`,,`---
Copyright International Organization for Standardization
Provided by IHS under license with ISO
No reproduction or networking permitted without license from IHS
© ISO/IEC 2003 – All rights reserved
Not for Resale

```
                                        </restriction>
                                    </simpleType>
                                    <simpleType>
                                        <restriction
                                        base="mpeg7:termReferenceType"/>
                                    </simpleType>
                                </union>
                            </simpleType>
                        </attribute>
                    </extension>
                </complexContent>
            </complexType>
        </element>
        <element name="Pixel" minOccurs="0">
            <complexType>
                <attribute name="resolution" type="nonNegativeInteger"
                           use="optional"/>
                <attribute name="aspectRatio"
                           type="mpeg7:nonNegativeReal"
                           use="optional"/>
                <attribute name="bitsPer" type="nonNegativeInteger"
                           use="optional"/>
            </complexType>
        </element>
        <element name="Frame" minOccurs="0">
            <complexType>
                <attribute name="height" type="nonNegativeInteger"
                           use="optional"/>
                <attribute name="width" type="nonNegativeInteger"
                           use="optional"/>
                <attribute name="aspectRatio"
                           type="mpeg7:nonNegativeReal"
                           use="optional"/>
                <attribute name="rate" type="mpeg7:nonNegativeReal"
                           use="optional"/>
                <attribute name="structure" use="optional">
                    <simpleType>
                        <restriction base="NMTOKEN">
                            <enumeration value="progressive"/>
                            <enumeration value="interlaced"/>
                        </restriction>
                    </simpleType>
                </attribute>
            </complexType>
        </element>
        <element name="ColorSampling" type="mpeg7:ColorSamplingType"
            minOccurs="0"/>
    </sequence>
</complexType>
</element>
<element name="AudioCoding" minOccurs="0">
    <complexType>
        <sequence>
            <element name="Format" type="mpeg7:ControlledTermUseType"
                minOccurs="0"/>
            <element name="AudioChannels" minOccurs="0">
                <complexType>
                    <simpleContent>
                        <extension base="nonNegativeInteger">
                            <attribute name="front"
```

© ISO/IEC 2003 – All rights reserved

Copyright International Organization for Standardization
Provided by IHS under license with ISO
No reproduction or networking permitted without license from IHS
Not for Resale

```
                                    type="nonNegativeInteger" use="optional"/>
                                <attribute name="side" type="nonNegativeInteger"
                                    use="optional"/>
                                <attribute name="rear" type="nonNegativeInteger"
                                    use="optional"/>
                                <attribute name="lfe" type="nonNegativeInteger"
                                    use="optional"/>
                                <attribute name="track"
                                    type="nonNegativeInteger" use="optional"/>
                            </extension>
                        </simpleContent>
                    </complexType>
                </element>
                <element name="Sample" minOccurs="0">
                    <complexType>
                        <attribute name="rate" type="mpeg7:nonNegativeReal"
                                   use="optional"/>
                        <attribute name="bitsPer" type="nonNegativeInteger"
                                   use="optional"/>
                    </complexType>
                </element>
                <element name="Emphasis" minOccurs="0">
                    <simpleType>
                        <union>
                            <simpleType>
                                <restriction base="NMTOKEN">
                                    <enumeration value="none"/>
                                    <enumeration value="50over15Microseconds"/>
                                    <enumeration value="ccittJ17"/>
                                </restriction>
                            </simpleType>
                            <simpleType>
                                <restriction base="mpeg7:termReferenceType"/>
                            </simpleType>
                        </union>
                    </simpleType>
                </element>
                <element name="Presentation"
                            type="mpeg7:ControlledTermUseType" minOccurs="0"/>
            </sequence>
        </complexType>
    </element>
    <element name="SceneCodingFormat" type="mpeg7:ControlledTermUseType"
        minOccurs="0"/>
    <element name="GraphicsCodingFormat" type="mpeg7:ControlledTermUseType"
        minOccurs="0"/>
    <element name="OtherCodingFormat" type="mpeg7:ControlledTermUseType"
        minOccurs="0"/>
  </sequence>
 </extension>
</complexContent>
</complexType>

<!-- Definition of ColorSampling D -->
<complexType name="ColorSamplingType">
  <complexContent>
    <extension base="mpeg7:DType">
      <sequence>
        <element name="Lattice" minOccurs="0">
          <complexType>
```


Copyright International Organization for Standardization
Provided by IHS under license with ISO
No reproduction or networking permitted without license from IHS
Not for Resale
© ISO/IEC 2003 – All rights reserved

```
                    <attribute name="width" type="positiveInteger" use="required"/>
                    <attribute name="height" type="positiveInteger" use="required"/>
                </complexType>
            </element>
            <element name="Field" minOccurs="1" maxOccurs="unbounded">
                <complexType>
                    <sequence>
                        <element name="Component" minOccurs="1"
                                maxOccurs="unbounded">
                            <complexType>
                                <complexContent>
                                    <extension base="mpeg7:TermUseType">
                                        <sequence>
                                            <element name="Offset" minOccurs="0">
                                                <complexType>
                                                    <attribute name="horizontal"
                                                        type="mpeg7:nonNegativeReal"
                                                        use="required"/>
                                                    <attribute name="vertical"
                                                        type="mpeg7:nonNegativeReal"
                                                        use="required"/>
                                                </complexType>
                                            </element>
                                            <element name="Period" minOccurs="0">
                                                <complexType>
                                                    <attribute name="horizontal"
                                                        type="mpeg7:nonNegativeReal"
                                                        use="required"/>
                                                    <attribute name="vertical"
                                                        type="mpeg7:nonNegativeReal"
                                                        use="required"/>
                                                </complexType>
                                            </element>
                                        </sequence>
                                    </extension>
                                </complexContent>
                            </complexType>
                        </element>
                    </sequence>
                    <attribute name="temporalOrder"
                        type="nonNegativeInteger"
                        use="optional"/>
                    <attribute name="positionalOrder"
                        type="nonNegativeInteger"
                        use="optional"/>
                </complexType>
            </element>
        </sequence>
    </extension>
</complexContent>
</complexType>
```

© ISO/IEC 2003 – All rights reserved

Copyright International Organization for Standardization
Provided by IHS under license with ISO
No reproduction or networking permitted without license from IHS
Not for Resale

8.2.4.3 MediaFormat D semantics

Semantics of the `MediaFormatType`:

Name	*Definition*
`MediaFormatType`	Describes the format and coding parameters of the Media Profile.
`Content`	Describes the media present in the Media Profile (e.g., audio, image, scene definition, video, audiovisual). An example of CS is `ContentCS`.
`Medium`	Describes the physical storage medium on which the Media Profile is stored (optional). An example of CS is `MediumCS`.
`FileFormat`	Describes the file format of the Media Profile (optional). An example of CS is `FileFormatCS`.
`FileSize`	Indicates the size, in bytes, of the file where the Media Profile is stored (optional).
`System`	Describes the broad media format of the Media Profile (optional). An example of CS is `SystemCS`.
`Bandwidth`	Indicates the bandwidth range in Hz covered by the coded multimedia content (optional). Its value dependents on the acquisition filters or transcoding applied to the Media Profile.
`BitRate`	Indicates the nominal bit rate in bit/s of the Media Profile (optional).
`variable`	Indicates whether the bitrate is variable or fixed. If the bitrate is variable, three optional attributes can be used to specify the minimum, maximum and average bitrates. Default value of this attribute is *false*.
`minimum`	Indicates the minimum numerical value for the `BitRate` in case of variable bit rate (optional).
`maximum`	Indicates the maximum numerical value for the `BitRate` in case of variable bit rate (optional).
`average`	Indicates the average numerical value for the `BitRate` in case of variable bit rate (optional).
`TargetChannelBitRate`	Indicates the nominal bit rate in bits/s of the channel for which this MediaProfile is targeted (optional).
`ScalableCoding`	Indicates the scalability used in the coding (optional). The values of the scalable coding are defined as follows: • *spatial* – The scalability is spatial. • *temporal* –- The scalability is temporal. • *snr* –- The scalability is SNR (Signal to Noise Ratio). • *fgs* –- The scalability is FGS (Fine Granularity Scalability). Other values that are datatype-valid with respect to `mpeg7:termReferenceType` are reserved.

© ISO/IEC 2003 – All rights reserved
Copyright International Organization for Standardization
Provided by IHS under license with ISO
No reproduction or networking permitted without license from IHS
Not for Resale

Name	*Definition*
`VisualCoding`	Describes the coding of the visual component of the Media Profile (optional). If a content entity is AV, `VisualCoding` and `AudioCoding` are used simultaneously.
`Format`	Describes the coding format of the visual component of the Media Profile (optional). If a content entity is AV, `VisualCoding` and `AudioCoding` are used simultaneously. An example of CS is `VisualCodingFormatCS`.
`colorDomain`	Describes the color domain of the image or video. The values of the color domain are defined as follows. • *binary* –- The image or video is binary. • *color* – The image or video is color. This is the defaul value. • *graylevel* –- The image or video is graylevel. • *colorized* –- The image or the video was originally a graylevel and was given color afterwards. Other values that are datatype-valid with respect to `mpeg7:termReferenceType` are reserved.
`Pixel`	Describes the pixels of images and video frames (optional).
`resolution`	Indicates the resolution of images and frames in dpi (dots per inch) (optional).
`aspectRatio`	Describes the pixel aspect ratio (width/height) (optional).
`bitsPer`	Indicates the visual sample (pixel) accuracy in bits per pixel (optional).
`Frame`	Describes the frame of images and video frames.
`height`	Indicates the height of images and frames in pixels. The quotient of width and height is the sampling aspect ratio, which is the same as the optical image aspect ratio if the pixels are square (optional).
`width`	Indicates the width of images and frames in pixels. The quotient of width and height is the sampling aspect ratio, which is the same as the optical image aspect ratio if the pixels are square (optional).
`aspectRatio`	Describes the optical image aspect ratio (width/height). It is the quotient of width and height in non-pixel based presentation units (e.g, screen dimensions for films). It is the same as the sampling aspect ratio if the pixels are square (optional).
`rate`	Indicates the frame rate in Hz (optional).
`structure`	Describes the temporal sampling structure used for the coding of the video (optional). The values of the temporal sampling structure are defined as follows: • *progressive* – The sampling structure is progressive (non-interlaced). • *interlaced* –- The sampling structure is interlaced (2:1, two fields interlaced in each frame).
`ColorSampling`	Describes de color sampling on the video component of the Media Profile (optional).

--`,,```,,,,````-`-`,,`,,`,`,,`---

© ISO/IEC 2003 – All rights reserved

Copyright International Organization for Standardization
Provided by IHS under license with ISO
No reproduction or networking permitted without license from IHS
Not for Resale

Name	*Definition*
AudioCoding	Describes the coding of the audio component of the Media Profile (optional). If a content entity is AV, VisualCoding and AudioCoding are used simultaneously.
Format	Describes the coding format of the audio component of the Media Profile (optional). If a content entity is AV, VisualCoding and AudioCoding are used simultaneously. An example of CS is AudioCodingFormatCS.
AudioChannels	Describes the number and optionally the configuration of audio channels in the Media Profile (optional). The channel configuration information can be described by use of 'front', 'side', 'rear' and 'lfe' attributes. In case of multilingual or multitrack audio stream, the number of tracks can be described on 'track' attribute.
front	Indicates the number of the front channels (optional).
side	Indicates the number of the side channels (optional).
rear	Indicates the number of the rear channels (optional).
lfe	Indicates the number of the LFE (Low Frequency Enhancement) channels (optional).
track	Indicates the number of independent audio tracks used in a multilingual or multitrack audio stream (optional).
Sample	Describes the audio samples (optional).
rate	Indicates the sampling rate for audio in Hz (optional).
bitsPer	Indicates the audio sample accuracy in bits per sample (optional).
Emphasis	Indicates the audio pre-emphasis used in the encoding of the multimedia content (optional). The values of the emphasis are defined as follows: • *none* – Audio emphasis is not used. • *50over15Microseconds* – Audio emphasis is 50/15 microseconds. • *ccittJ17* – Audio emphasis is CCITT J.17. Other values that are datatype-valid with respect to mpeg7:termReferenceType are reserved.
Presentation	Describes the audio presentation format of the Media Profile (optional). An example of CS is AudioPresentationCS. AudioChannels allows to define channel configuration is a more detailed way.
SceneCodingFormat	Describes the coding format for a scene composition stream (optional), for example a BIFS stream in MPEG-4. An example of CS is SceneCodingFormatCS.
GraphicsCodingFormat	Describes the coding format for a graphics stream (optional), for example VRML. An example of CS is GraphicsCodingFormatCS.
OtherCodingFormat	Describes other coding formats that are not visual, audio, scene description or graphics such as HTML or Flash (optional). An example of CS is OtherCodingFormatCS.

Semantics of the ColorSamplingType:

--`,,```,,,,````-`-`,,`,,`,`,,`---

© ISO/IEC 2003 – All rights reserved
Copyright International Organization for Standardization
Provided by IHS under license with ISO
No reproduction or networking permitted without license from IHS
Not for Resale

Name	*Definition*
`ColorSamplingType`	Describes the color sampling of a video given any number of color components and any number of temporally sited fields.
`Lattice`	Describes the imaginary lattice the sub-sampling is derived from (optional).
`width`	Indicates the width in pixels (all components combined) of the lattice in units of D_h. D_h represents the horizontal distance between pixels in the lattice (see Figure 19).
`height`	Indicates the height in pixels (all components combined) of the lattice in units of D_v. D_v represents the vertical distance between pixels in the lattice (see Figure 19).
`Field`	Describes each field and each color component information on a per field basis, for multiple temporally fields based videos.
`Component`	Describes each color component of the video.
`Offset`	Describes the offset in the lattice for the color component (optional).
`horizontal`	Indicates the horizontal offset (in units of D_h) from (0,0) in the lattice of the first sample for this component
`vertical`	Indicates the vertical offset (in units of D_v) from (0,0) in the lattice of the first sample for this component
`Period`	Describes the repeating distance un the lattice for the color component (optional).
`horizontal`	Indicates the repeating horizontal distance (in units of D_h) from one sample in the lattice to the next closest neighbor of this component in the lattice.
`vertical`	Indicates the repeating vertical distance (in units of D_v) from one sample in the lattice to the next closest neighbor of this component in the lattice. This distance takes into account the temporal displacement from field to field as well.
`temporalOrder`	Indicates the order in time that this field is displayed. 0 being first, 1 being second (optional).
`positionalOrder`	Indicates the order in space that this field is displayed. 0 would be the "top" most field in an interlaced frame, 1 would be the bottom most field (optional).

The `ColorSamplingType` characterizes the color sampling used in the media. A generic way of describing the sampling used is provided to describe both a sub-sampling in a line of pixels but also the siting of those pixels. It also takes into account a temporal siting of the pixels as differing media can be sampled at differing frequencies. Finally, it takes into account any number of components in a pixel.

The `ColorSampling D` bases values on an imaginary lattice with D_v representing the vertical distance between pixels and D_h representing the horizontal distance between pixels. O_h and O_v represent starting offsets for both horizontal and vertical distance from the top left pixel in the lattice. P_v and P_h represent the period of repeating components in units of D_v and D_h.

Figure 19 shows the variables that can be specified on a per component basis.

Note: two fields that vary temporally are superimposed on one another. In the example the distance from the first luminance sample in the first row in field 1 to the first luminance sample in the second row of field 1 is $2D_v$.

© ISO/IEC 2003 – All rights reserved

Copyright International Organization for Standardization
Provided by IHS under license with ISO
No reproduction or networking permitted without license from IHS
Not for Resale

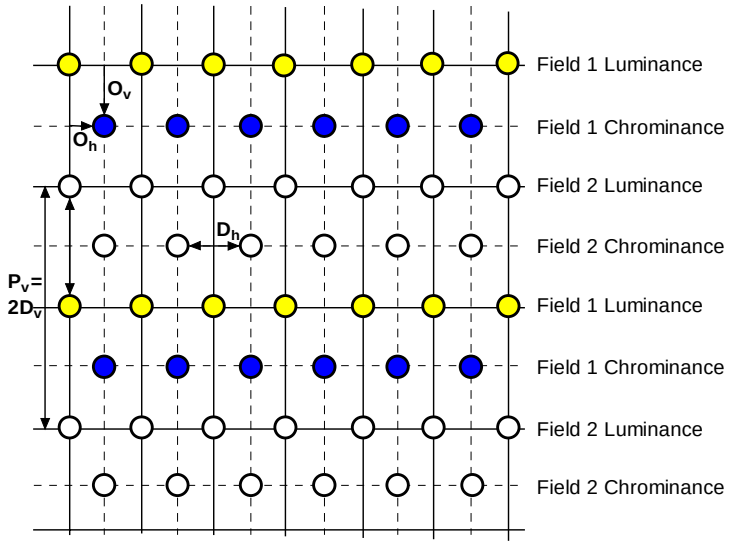

Figure 19 — Illustration of color sampling values on an imaginary lattice

8.2.5 MediaTranscodingHints D

8.2.5.1 Introduction

The `MediaTranscodingHints D` specifies transcoding hints for the media. The purpose of this descriptor is to improve the quality of transcoded content and to reduce the complexity of transcoding operations.

8.2.5.2 MediaTranscodingHints D syntax

```
<!-- ################################################ -->
<!--  Definition of Media TranscodingHints D (8.2.5)  -->
<!-- ################################################ -->

<!-- Definition of MediaTranscodingHints D -->
<complexType name="MediaTranscodingHintsType">
   <complexContent>
      <extension base="mpeg7:DType">
         <sequence>
            <element name="MotionHint" minOccurs="0">
               <complexType>
                  <sequence>
                     <element name="MotionRange" minOccurs="0">
                        <complexType>
                           <attribute name="xLeft"
                                      type="nonNegativeInteger" use="required"/>
                           <attribute name="xRight"
                                      type="nonNegativeInteger" use="required"/>
                           <attribute name="yDown"
                                      type="nonNegativeInteger" use="required"/>
                           <attribute name="yUp"
                                      type="nonNegativeInteger" use="required"/>
                        </complexType>
                     </element>
                  </sequence>
                  <attribute name="uncompensability" type="mpeg7:zeroToOneType"
                             use="optional"/>
```


Copyright International Organization for Standardization
Provided by IHS under license with ISO
No reproduction or networking permitted without license from IHS
Not for Resale
© ISO/IEC 2003 – All rights reserved

```
                    <attribute name="intensity" type="mpeg7:zeroToOneType"
                              use="optional"/>
                </complexType>
            </element>
            <element name="ShapeHint" minOccurs="0">
                <complexType>
                    <attribute name="shapeChange" type="float" use="optional"/>
                    <attribute name="numOfNonTranspBlocks"
                        type="mpeg7:nonNegativeReal" use="optional"/>
                </complexType>
            </element>
            <element name="CodingHints" minOccurs="0">
                <complexType>
                    <attribute name="avgQuantScale" type="mpeg7:nonNegativeReal"
                           use="optional"/>
                    <attribute name="intraFrameDistance" type="nonNegativeInteger"
                           use="optional"/>
                    <attribute name="anchorFrameDistance"
                           type="positiveInteger" use="optional"/>
                </complexType>
            </element>
        </sequence>
        <attribute name="difficulty" type="mpeg7:zeroToOneType" use="optional"/>
        <attribute name="importance" type="mpeg7:zeroToOneType" use="optional"/>
        <attribute name="spatialResolutionHint" type="mpeg7:zeroToOneType"
               use="optional"/>
    </extension>
  </complexContent>
</complexType>
```

8.2.5.3 MediaTranscodingHints D semantics

Semantics of the `MediaTranscodingHintsType`:

Name	*Definition*
`MediaTranscodingHintsType`	Describes transcoding hints of the Media Profile.
`MotionHint`	Describes the motion hints for a transcoder (optional).
`MotionRange`	Describe motion range for a transcoder (optional).
`xLeft`	Indicates the recommended integer pel search range for horizontal motion vectors to the left.
`xRight`	Indicates the recommended integer pel search range for horizontal motion vectors to the right.
`yDown`	Indicates the recommended integer pel search range for vertical motion vectors to the bottom.
`yUp`	Indicates the recommended integer pel search range for vertical motion vectors to the top.
`uncompensability`	Describes the amount of new content, that is content that cannot be predicted, in the corresponding segment (this descriptor applies to descriptions attached to video segments). The `uncompensability` takes values from 0.0 to 1.0, where 0.0 indicates no new content and 1.0 indicates

© ISO/IEC 2003 – All rights reserved
Copyright International Organization for Standardization
Provided by IHS under license with ISO
No reproduction or networking permitted without license from IHS
Not for Resale

Name	*Definition*
	the highest change in content. 1.0 means that nothing can be predicted and a transcoder/encoder may choose a non-predictive encoding mode (optional).
`intensity`	Describes the motion intensity in a segment. The `motionIntensity` takes values from 0.0 to 1.0, where 0.0 indicates low motion intensity and 1.0 indicates the highest motion intensity (optional).
`ShapeHint`	Shape hints for the transcoder (optional).
`shapeChange`	Describes the amount of shape change in the corresponding segment (this descriptor applies to descriptions attached to moving regions). The `shapeChange` takes values from 0.0 to 1.0, where 0.0 indicates that no change has occurred and 1.0 indicates that all the pixels that define an object have been displaced (optional).
`numOfNonTranspBlocks`	Describes the average number of 16x16 blocks per frame containing at least one pixel with a non-zero alpha-map value (optional).
`CodingHints`	Coding hints for the transcoder (optional).
`avgQuantScale`	Describes the average quantization scale used to compress the media according to the compression format applied (optional).
`intraFrameDistance`	Describes the distance between Intra-coded Frames, also known as N (optional). A value of N=0 represents the case when N is infinite, for example, when the GOP has no I-frame (PBBPBBP..) or when there is only one I-frame at the start (IPPP..)
`anchorFrameDistance`	Describes the distance between anchor frames, also known as M, where an anchor frame is defined as a frame that predictions are made from, for example, an I or P frame (optional).
`difficulty`	Describes the transcoding difficulty of the media in a segment. The difficultyHint takes values from 0.0 to 1.0, where 0.0 indicates the lowest difficulty and 1.0 indicates the highest difficulty. The difficulty is normalized within the contents. The maximum value of the difficulty is 1.0, which indicates the most difficult part to encode within the contents (optional).
`importance`	Describes the importance with respect to the semantic content of the media. The importance takes values from 0.0 to 1.0, where 0.0 indicates the lowest importance and 1.0 indicates the highest importance (optional).
`spatialResolutionHint`	Describes the maximum allowable spatial resolution reduction factor for perceptibility. The SpatialResolutionHint takes values from 0.0 to 1.0, where 0.5 indicates that the resolution can be reduced by half and 1.0 indicates the resolution cannot be reduced (optional).

8.2.6 Media Quality D

8.2.6.1 Introduction

The `MediaQuality D` describes quality rating information of multimedia content. The quality of AV content may decrease when the signal is compressed, transmitted, or converted. The `MediaQuality D` describes both subjective and objective quality ratings.

© ISO/IEC 2003 – All rights reserved
Copyright International Organization for Standardization
Provided by IHS under license with ISO
No reproduction or networking permitted without license from IHS
Not for Resale

8.2.6.2 MediaQuality D syntax

```
<!-- ##################################### -->
<!--  Definition of MediaQuality D (8.2.6)  -->
<!-- ##################################### -->

<!-- Definition of MediaQuality D -->
<complexType name="MediaQualityType">
   <complexContent>
      <extension base="mpeg7:DType">
         <sequence>
            <element name="QualityRating" minOccurs="1" maxOccurs="unbounded">
            <complexType>
                  <complexContent>
                     <extension base="mpeg7:RatingType">
                        <attribute name="type" use="required">
                           <simpleType>
                              <restriction base="NMTOKEN">
                                 <enumeration value="subjective"/>
                                 <enumeration value="objective"/>
                              </restriction>
                           </simpleType>
                        </attribute>
                     </extension >
                  </complexContent>
               </complexType>
            </element>
            <element name="RatingSource" type="mpeg7:AgentType"
                  minOccurs="0"/>
            <element name="RatingInformationLocator" type="mpeg7:ReferenceType"
                  minOccurs="0" maxOccurs="unbounded"/>
            <element name="PerceptibleDefects" minOccurs="0">
               <complexType>
                  <sequence>
                     <element name="VisualDefects"
                           type="mpeg7:ControlledTermUseType"
                           minOccurs="0" maxOccurs="unbounded"/>
                     <element name="AudioDefects"
                           type="mpeg7:ControlledTermUseType"
                           minOccurs="0" maxOccurs="unbounded"/>
                  </sequence>
               </complexType>
            </element>
         </sequence>
      </extension>
   </complexContent>
</complexType>

<!-- Definition of Rating datatype -->
<complexType name="RatingType">
   <sequence>
      <element name="RatingValue" type="float"/>
      <element name="RatingScheme">
         <complexType>
            <complexContent>
               <extension base="mpeg7:TermUseType">
                  <attribute name="best" type="float" use="optional"/>
                  <attribute name="worst" type="float"  use="optional"/>
                  <attribute name="style" use="required">
                     <simpleType>
```

© ISO/IEC 2003 – All rights reserved

Copyright International Organization for Standardization
Provided by IHS under license with ISO
No reproduction or networking permitted without license from IHS
Not for Resale

```
                        <restriction base="NMTOKEN">
                           <enumeration value="higherBetter"/>
                           <enumeration value="lowerBetter"/>
                        </restriction>
                     </simpleType>
                  </attribute>
               </extension >
            </complexContent>
         </complexType>
      </element>
   </sequence>
</complexType>
```

8.2.6.3 MediaQuality D semantics

Semantics of the `MediaQualityType`:

Name	*Definition*
`MediaQualityType`	Describes the media quality of the Media Profile.
`QualityRating`	Describes the rating values and the criterion used to create the media quality ratings.
`type`	Describes the type of media quality rating. The types of quality rating are defined as follows. • *subjective* – The rating is subjective, that is, it is provided by human viewers. • *objective* – The rating is objective, that is, it is acquired using computational means.
`RatingSource`	Describes the source that provides the ratings (optional).
`RatingInformationLocator`	Indicates the locator for additional information about the quality rating method (optional).
`PerceptibleDefects`	Describes defects that are perceived in the media (optional).
`VisualDefects`	Describes the visual errors perceived in the media (optional). Errors are listed in the order of descending severity. An example of CS is `VisualDefectsCS`.
`AudioDefects`	Describes the audio errors perceived in the media (optional). Errors are listed in the order of descending severity. An example of CS is `AudioDefectsCS`.

Semantics of the `RatingType`:

Name	*Definition*
`RatingType`	Describes the rating values and the criterion used to create the ratings. It is used for media quality rating and media review descriptions.
`RatingValue`	Indicates the actual numerical rating values assigned to the multimedia content.

Copyright International Organization for Standardization
Provided by IHS under license with ISO
No reproduction or networking permitted without license from IHS
© ISO/IEC 2003 – All rights reserved
Not for Resale

Name	*Definition*
`RatingScheme`	Describes the name of the rating method used to obtain the rating. An example of CS for media quality rating is `QualityRatingSchemeCS`.
`best`	Indicates the numerical rating value that means the best rating (optional).
`worst`	Indicates the numerical rating value that means the worst rating (optional).
`style`	Describes the relationship between the numerical rating values and rating style. The types of rating styles are defined as follows. • *higherBetter* – The rating style indicates that a higher value means better. • *lowerBetter* – The rating style indicates that a lower value means better.

8.2.7 MediaInstance DS

8.2.7.1 Introduction

The `MediaInstance DS` identifies and locates the different media instances of a media profile.

8.2.7.2 MediaInstance DS syntax

```
<!-- ######################################### -->
<!--  Definition of MediaInstance DS (8.2.7)  -->
<!-- ######################################### -->

<!-- Definition of MediaInstance DS -->
<complexType name="MediaInstanceType">
   <complexContent>
      <extension base="mpeg7:DSType">
         <sequence>
            <element name="InstanceIdentifier" type="mpeg7:UniqueIDType"/>
            <choice>
               <element name="MediaLocator" type="mpeg7:MediaLocatorType"/>
               <element name="LocationDescription" type="mpeg7:TextualType"/>
            </choice>
         </sequence>
      </extension>
   </complexContent>
</complexType>
```

8.2.7.3 MediaInstance DS semantics

Semantics of the `MediaInstanceType`:

Name	*Definition*
`MediaInstanceType`	Describes the identification and the location of Media Instances.
`InstanceIdentifier`	Identifies the Media Instance or copy.

© ISO/IEC 2003 – All rights reserved

Copyright International Organization for Standardization
Provided by IHS under license with ISO
No reproduction or networking permitted without license from IHS
Not for Resale

Name	*Definition*
`MediaLocator`	Describes the Media Locator of a Media Instance.
`LocationDescription`	Describes the location of a Media Instance not available via a Media Locator. For example, the location of tapes stored in the analogue archive of a broadcaster.

8.2.8 Media information examples (informative)

8.2.8.1 MediaInformation DS examples

The following example shows the use of `MediaInformation DS` for describing the media information for a video. The content is identified as corresponding to "natural" content from the video domain. A single media profile is described, which identifies the medium as "CD", the visual coding format as "MPEG-1 Video", the audio coding format as "MPEG-1 Audio." Furthermore, two instances of the content are described, one belonging to a CD collection, and another provided on-line.

```
<Mpeg7>
   <Description xsi:type="ContentEntityType">
      <MultimediaContent xsi:type="VideoType">
         <Video>
            <MediaInformation id="news1_media">
               <MediaIdentification>
                  <EntityIdentifier organization="MPEG" type="MPEG7ContentSetId">
                     mpeg7_content:news1
                  </EntityIdentifier>
                  <VideoDomain href="urn:mpeg:mpeg7:cs:VideoDomainCS:2001:1.2">
                     <Name xml:lang="en">Natural</Name>
                  </VideoDomain>
               </MediaIdentification>
               <MediaProfile>
                  <MediaFormat>
                     <Content href="MPEG7ContentCS">
                        <Name>audiovisual</Name>
                     </Content>
                     <Medium href="urn:mpeg:mpeg7:cs:MediumCS:2001:1.1">
                        <Name xml:lang="en">CD</Name>
                     </Medium>
                     <FileFormat href="urn:mpeg:mpeg7:cs:FileFormatCS:2001:3">
                        <Name xml:lang="en">mpeg</Name>
                     </FileFormat>
                     <FileSize>666478608</FileSize>
                     <VisualCoding>
                        <Format
                           href="urn:mpeg:mpeg7:cs:VisualCodingFormatCS:2001:1"
                           colorDomain="color">
                           <Name xml:lang="en">MPEG-1 Video</Name>
                        </Format>
                        <Pixel aspectRatio="0.75" bitsPer="8"/>
                        <Frame height="288" width="352" rate="25"/>
                     </VisualCoding>
                     <AudioCoding>
                        <Format
                           href="urn:mpeg:mpeg7:cs:AudioCodingFormatCS:2001:3">
                           <Name xml:lang="en">MPEG-1 Audio</Name>
                        </Format>
                        <AudioChannels front="3" rear="2" lfe="1">6
                        </AudioChannels>
```


© ISO/IEC 2003 – All rights reserved
Copyright International Organization for Standardization
Provided by IHS under license with ISO
No reproduction or networking permitted without license from IHS
Not for Resale

```
                        </AudioCoding>
                    </MediaFormat>
                    <MediaTranscodingHints difficulty="0.562789">
                        <MotionHint>
                            <MotionRange xLeft="15" xRight="15" yDown="15" yUp="15"/>
                        </MotionHint>
                    </MediaTranscodingHints>
                    <MediaQuality>
                        <QualityRating type="objective">
                            <RatingValue>40.05</RatingValue>
                            <RatingScheme style="higherBetter"
                            href="urn:mpeg:mpeg7:cs:QualityRatingSchemeCS:2001:2.3">
                                <Name xml:lang="en">PSNR_Y</Name>
                            </RatingScheme>
                        </QualityRating>
                        <RatingInformationLocator
                            href="Measurement/PicQuality/quality.html"/>
                        <PerceptibleDefects>
                            <VisualDefects
                                href="urn:mpeg:mpeg7:cs:VisualDefectsCS:2001:3">
                                <Name xml:lang="en">Edge noise</Name>
                            </VisualDefects>
                        </PerceptibleDefects>
                    </MediaQuality>
                    <MediaInstance id="mp7cs17news1">
                        <InstanceIdentifier organization="MPEG"
                            type="MPEG7ContentSetId"> mpeg7_17/news1
                        </InstanceIdentifier>
                        <LocationDescription> news1.mpg in Content Set CD 17
                        </LocationDescription>
                    </MediaInstance>
                    <MediaInstance id="onlinemp7cs17news1">
                        <InstanceIdentifier organization="MPEG"
                            type="MPEG7ContentSetOnLineId"> mpeg7/content17/news1
                        </InstanceIdentifier>
                        <MediaLocator>
                            <MediaUri>
                                http://www.mpeg.org/mpeg7/contentset/17/news1.mpg
                            </MediaUri>
                        </MediaLocator>
                    </MediaInstance>
                </MediaProfile>
            </MediaInformation>
        </Video>
    </MultimediaContent>
</Description>
</Mpeg7>
```

8.2.8.2 ColorSampling D examples

The following example shows the use of the `ColorSampling D` for describing the following progressive sampling: YCbCr 4:4:4, where all samples co-sited.

```
<Mpeg7>
    <Description xsi:type="ContentEntityType">
        <MultimediaContent xsi:type="VideoType">
            <Video>
                <MediaInformation>
                    <MediaIdentification>
```

--`,,```,,,,````-`-`,,`,,`,`,,`---

© ISO/IEC 2003 – All rights reserved

Copyright International Organization for Standardization
Provided by IHS under license with ISO
No reproduction or networking permitted without license from IHS
Not for Resale

```
                    <EntityIdentifier organization="MPEG" type="MPEG7ContentSetId">
                        mpeg7_content:news1
                    </EntityIdentifier>
                </MediaIdentification>
                <MediaProfile>
                    <MediaFormat>
                        <Content href="MPEG7ContentCS">
                            <Name>audiovisual</Name>
                        </Content>
                        <VisualCoding>
                            <ColorSampling>
                                <Lattice width="720" height="486"/>
                                <Field temporalOrder="0" positionalOrder="0">
                                    <Component>
                                        <Name>Luminance</Name>
                                        <Offset horizontal="0.0" vertical="0.0"/>
                                        <Period horizontal="1.0" vertical="1.0"/>
                                    </Component>
                                    <Component>
                                        <Name>ChrominanceBlueDifference</Name>
                                        <Offset horizontal="0.0" vertical="0.0"/>
                                        <Period horizontal="1.0" vertical="1.0"/>
                                    </Component>
                                    <Component>
                                        <Name>ChrominanceRedDifference</Name>
                                        <Offset horizontal="0.0" vertical="0.0"/>
                                        <Period horizontal="1.0" vertical="1.0"/>
                                    </Component>
                                </Field>
                            </ColorSampling>
                        </VisualCoding>
                    </MediaFormat>
                </MediaProfile>
            </MediaInformation>
        </Video>
    </MultimediaContent>
</Description>
</Mpeg7>
```

The following example shows the use of the `ColorSampling D` for describing the following MPEG-2 interlaced sampling: YCbCr 4:2:2, which is illustrated in Figure 20.

```
<Mpeg7>
    <Description xsi:type="ContentEntityType">
        <MultimediaContent xsi:type="VideoType">
            <Video>
                <MediaInformation>
                    <MediaIdentification>
                        <EntityIdentifier organization="MPEG" type="MPEG7ContentSetId">
                            mpeg7_content:news1
                        </EntityIdentifier>
                    </MediaIdentification>
                    <MediaProfile>
                        <MediaFormat>
                            <Content href="MPEG7ContentCS:2001">
                                <Name>audiovisual</Name>
                            </Content>
                            <VisualCoding>
                                <ColorSampling>
```


© ISO/IEC 2003 – All rights reserved
Copyright International Organization for Standardization
Provided by IHS under license with ISO
No reproduction or networking permitted without license from IHS
Not for Resale

```
                              <Lattice width="720" height="486"/>
                              <Field temporalOrder="0" positionalOrder="0">
                                 <Component>
                                    <Name>Luminance</Name>
                                    <Offset horizontal="0.0" vertical="0.0"/>
                                    <Period horizontal="1.0" vertical="2.0"/>
                                 </Component>
                                 <Component>
                                    <Name>ChrominanceBlueDifference</Name>
                                    <Offset horizontal="0.0" vertical="0.0"/>
                                    <Period horizontal="2.0" vertical="2.0"/>
                                 </Component>
                                 <Component>
                                    <Name>ChrominanceRedDifference</Name>
                                    <Offset horizontal="0.0" vertical="0.0"/>
                                    <Period horizontal="2.0" vertical="2.0"/>
                                 </Component>
                              </Field>
                              <Field temporalOrder="1" positionalOrder="1">
                                 <Component>
                                    <Name>Luminance</Name>
                                    <Offset horizontal="0.0" vertical="1.0"/>
                                    <Period horizontal="1.0" vertical="2.0"/>
                                 </Component>
                                 <Component>
                                    <Name>ChrominanceBlueDifference</Name>
                                    <Offset horizontal="0.0" vertical="1.0"/>
                                    <Period horizontal="2.0" vertical="2.0"/>
                                 </Component>
                                 <Component>
                                    <Name>ChrominanceRedDifference</Name>
                                    <Offset horizontal="0.0" vertical="1.0"/>
                                    <Period horizontal="2.0" vertical="2.0"/>
                                 </Component>
                              </Field>
                           </ColorSampling>
                        </VisualCoding>
                     </MediaFormat>
                  </MediaProfile>
               </MediaInformation>
            </Video>
         </MultimediaContent>
      </Description>
</Mpeg7>
```

--`,,`,,`,,

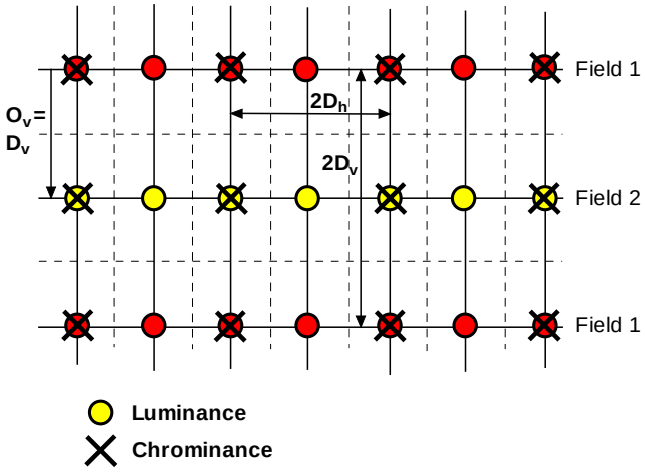

Figure 20 — Illustration of the siting of luminance and chrominance samples for 4:2:2 data (i.e., MPEG-2 interlaced color sampling YCbCr 4:2:2)

The following example shows the use of the `ColorSampling D` for describing the following MPEG-2 interlaced sampling: YCbCr 4:2:0, which is illustrated in Figure 21.

```
<Mpeg7>
   <Description xsi:type="ContentEntityType">
      <MultimediaContent xsi:type="VideoType">
         <Video>
            <MediaInformation>
               <MediaIdentification>
                  <EntityIdentifier organization="MPEG" type="MPEG7ContentSetId">
                     mpeg7_content:news1
                  </EntityIdentifier>
               </MediaIdentification>
               <MediaProfile>
                  <MediaFormat>
                     <Content href="MPEG7ContentCS:2001">
                        <Name>audiovisual</Name>
                     </Content>
                     <VisualCoding>
                        <ColorSampling>
                           <Lattice height="720" width="486"/>
                           <Field temporalOrder="0" positionalOrder="0">
                              <Component>
                                 <Name>Luminance</Name>
                                 <Offset horizontal="0.0" vertical="0.0"/>
                                 <Period horizontal="1.0" vertical="2.0"/>
                              </Component>
                              <Component>
                                 <Name>ChrominanceBlueDifference</Name>
                                 <Offset horizontal="0.0" vertical="0.5"/>
                                 <Period horizontal="2.0" vertical="4.0"/>
                              </Component>
                              <Component>
                                 <Name>ChrominanceRedDifference</Name>
                                 <Offset horizontal="0.0" vertical="0.5"/>
                                 <Period horizontal="2.0" vertical="4.0"/>
                              </Component>
                           </Field>
                           <Field temporalOrder="1" positionalOrder="1">
```


© ISO/IEC 2003 – All rights reserved
Copyright International Organization for Standardization
Provided by IHS under license with ISO
No reproduction or networking permitted without license from IHS
Not for Resale

```
                                    <Component>
                                        <Name>Luminance</Name>
                                        <Offset horizontal="0.0" vertical="1.0"/>
                                        <Period horizontal="1.0" vertical="2.0"/>
                                    </Component>
                                    <Component>
                                        <Name>ChrominanceBlueDifference</Name>
                                        <Offset horizontal="0.0" vertical="2.5"/>
                                        <Period horizontal="2.0" vertical="4.0"/>
                                    </Component>
                                    <Component>
                                        <Name>ChrominanceRedDifference</Name>
                                        <Offset horizontal="0.0" vertical="2.5"/>
                                        <Period horizontal="4.0" vertical="2.0"/>
                                    </Component>
                                </Field>
                            </ColorSampling>
                        </VisualCoding>
                    </MediaFormat>
                </MediaProfile>
            </MediaInformation>
        </Video>
    </MultimediaContent>
</Description>
</Mpeg7>
```

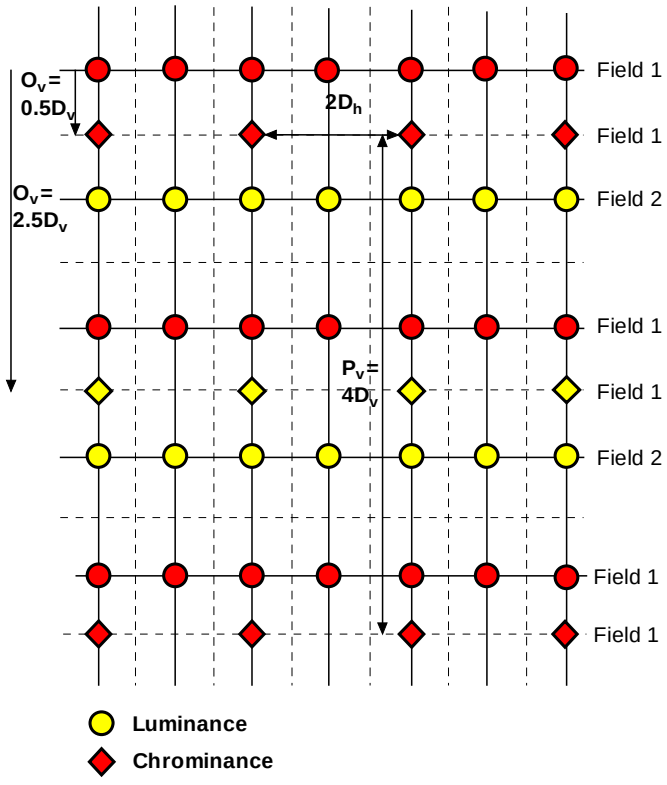

Figure 21 — Illustration of the siting of luminance and chrominance samples for 4:2:0 data (i.e., MPEG-2 interlaced color sampling YCbCr 4:2:0)

--`,,```,,,,````-`-`,,`,,`,`,,`---

© ISO/IEC 2003 – All rights reserved

Copyright International Organization for Standardization
Provided by IHS under license with ISO
No reproduction or networking permitted without license from IHS
Not for Resale

9 Creation and production description tools

9.1 Introduction

This clause specifies tools for describing information about the creation and production of multimedia content. The creation information is related to the multimedia content and is typically not depicted in the multimedia content. As a result, the creation information is typically not extracted from the multimedia content itself. The following tools are specified in this clause:

Table 13 — Overview of Creation and Production Tools

Tool	Function
Creation and Production Tools	Describes information about the creation and production of the multimedia content. The `CreationInformation DS` is composed of one `Creation DS`, zero or one `Classification DS`, and zero or more `RelatedMaterial DS`s. The `Creation DS` contains description tools for author generated information about the creation process. The `Classification DS` contains the description tools for classifying the multimedia content using classification schemes and also subjective reviews. The `RelatedMaterial DS` contains the description tools that allow the description of additional material that is related to the multimedia content.

9.2 Creation information tools

9.2.1 CreationInformation DS

9.2.1.1 Introduction

The `CreationInformation DS`, which describes information about the creation and production of multimedia content, contains the following information:

- **Creation and production information**: information about the creation and production of the content not perceived in the content, such as author, director, characters, target audience, and so forth, and information about the creation process that may be perceived in the content, such as actors in a video, players in a concert, and so forth.

- **Classification information**: information related to the classification of the content, such as target audience, style, genre, rating, and so forth.

9.2.1.2 CreationInformation DS syntax

```
<!-- ################################################ -->
<!--  Definition of CreationInformation DS (9.2.1)  -->
<!-- ################################################ -->

<!-- Definition of CreationInformation DS  -->
<complexType name="CreationInformationType">
   <complexContent>
      <extension base="mpeg7:DSType">
         <sequence>
            <element name="Creation" type="mpeg7:CreationType"/>
            <element name="Classification" type="mpeg7:ClassificationType"
                  minOccurs="0"/>
            <element name="RelatedMaterial" type="mpeg7:RelatedMaterialType"
               minOccurs="0" maxOccurs="unbounded"/>
         </sequence>
```


--`,,```,,,,````-`-`,,`,,`,`,,`---
© ISO/IEC 2003 – All rights reserved
Copyright International Organization for Standardization
Provided by IHS under license with ISO
No reproduction or networking permitted without license from IHS
Not for Resale

```
      </extension>
   </complexContent>
</complexType>
```

9.2.1.3 CreationInformation DS semantics

Semantics of the `CreationInformationType`:

Name	*Definition*
`CreationInformationType`	Describes creation features of the multimedia content.
`Creation`	Describes by whom, when, and where, etc, the multimedia content was created.
`Classification`	Describes user oriented and service oriented classification of the multimedia content (optional).
`RelatedMaterial`	Describes additional information about material related to the multimedia content (optional).

9.2.2 Creation DS

9.2.2.1 Introduction

The `Creation DS` describes the creation of the multimedia content, including places, dates, actions, materials, staff (technical and artistic) and organizations involved. The creators defined in this subclause are for the purposes of description and discovery only, not for the purposes of Digital Rights Management (DRM).

9.2.2.2 Creation DS syntax

```
<!-- ################################### -->
<!--  Definition of Creation DS (9.2.2)  -->
<!-- ################################### -->

<!-- Definition of Creation DS  -->
<complexType name="CreationType">
   <complexContent>
      <extension base="mpeg7:DSType">
         <sequence>
            <element name="Title" type="mpeg7:TitleType"
               minOccurs="1" maxOccurs="unbounded"/>
            <element name="TitleMedia" type="mpeg7:TitleMediaType"
               minOccurs="0"/>
            <element name="Abstract" type="mpeg7:TextAnnotationType"
               minOccurs="0" maxOccurs="unbounded"/>
            <element name="Creator" type="mpeg7:CreatorType"
               minOccurs="0" maxOccurs="unbounded"/>
            <element name="CreationCoordinates"
               minOccurs="0" maxOccurs="unbounded">
               <complexType>
                  <sequence>
                     <element name="Location" type="mpeg7:PlaceType"
                        minOccurs="0"/>
                     <element name="Date" type="mpeg7:TimeType"
                        minOccurs="0"/>
```

© ISO/IEC 2003 – All rights reserved

Copyright International Organization for Standardization
Provided by IHS under license with ISO
No reproduction or networking permitted without license from IHS
Not for Resale

```
                    </sequence>
                </complexType>
            </element>
            <element name="CreationTool" type="mpeg7:CreationToolType"
                minOccurs="0" maxOccurs="unbounded"/>
            <element name="CopyrightString" type="mpeg7:TextualType"
                minOccurs="0" maxOccurs="unbounded"/>
        </sequence>
    </extension>
  </complexContent>
</complexType>

<!-- Definition of Title datatype  -->
<complexType name="TitleType">
  <simpleContent>
    <extension base="mpeg7:TextualBaseType">
      <attribute name="type" use="optional" default="main">
        <simpleType>
          <union>
            <simpleType>
              <restriction base="NMTOKEN">
                <enumeration value="main"/>
                <enumeration value="secondary"/>
                <enumeration value="alternative"/>
                <enumeration value="original"/>
                <enumeration value="popular"/>
                <enumeration value="opusNumber"/>
                <enumeration value="songTitle"/>
                <enumeration value="albumTitle"/>
                <enumeration value="seriesTitle"/>
                <enumeration value="episodeTitle"/>
              </restriction>
            </simpleType>
            <simpleType>
              <restriction base="mpeg7:termReferenceType"/>
            </simpleType>
          </union>
        </simpleType>
      </attribute>
    </extension>
  </simpleContent>
</complexType>

<!-- Definition of TitleMedia datatype -->
<complexType name="TitleMediaType">
  <sequence>
    <element name="TitleImage" type="mpeg7:ImageLocatorType"
          minOccurs="0"/>
    <element name="TitleVideo" type="mpeg7:TemporalSegmentLocatorType"
          minOccurs="0"/>
    <element name="TitleAudio" type="mpeg7:TemporalSegmentLocatorType"
          minOccurs="0"/>
  </sequence>
</complexType>

<!-- Definition of Creator datatype -->
<complexType name="CreatorType">
  <complexContent>
    <extension base="mpeg7:MediaAgentType">
      <sequence>
```


© ISO/IEC 2003 – All rights reserved
Copyright International Organization for Standardization
Provided by IHS under license with ISO
No reproduction or networking permitted without license from IHS
Not for Resale

```
            <element name="Character" type="mpeg7:PersonNameType"
               minOccurs="0" maxOccurs="unbounded"/>
            <element name="Instrument" type="mpeg7:CreationToolType"
               minOccurs="0" maxOccurs="unbounded"/>
         </sequence>
      </extension>
   </complexContent>
</complexType>

<!-- Definition of MediaAgent datatype  -->
<complexType name="MediaAgentType">
   <sequence>
      <element name="Role" type="mpeg7:ControlledTermUseType"/>
      <choice>
         <element name="Agent" type="mpeg7:AgentType"/>
         <element name="AgentRef" type="mpeg7:ReferenceType"/>
      </choice>
   </sequence>
</complexType>

<!-- Definition of CreationTool datatype -->
<complexType name="CreationToolType">
   <sequence>
      <element name="Tool" type="mpeg7:TermUseType"/>
      <element name="Setting" minOccurs="0" maxOccurs="unbounded">
            <complexType>
               <attribute name="name" type="string" use="required"/>
               <attribute name="value" type="string" use="required"/>
            </complexType>
      </element>
   </sequence>
</complexType>
```

9.2.2.3 Creation DS semantics

Semantics of the `CreationType`:

Name	*Definition*
`CreationType`	Describes the creation of the content, including places, dates, actions, materials, staff (technical and artistic) and organizations involved.
`Title`	Describes one textual title of the multimedia content. Multiple titles are allowed. They may correspond to different types (indicated by the type attribute) or to different languages (indicated by the `xml:lang` attribute).
`TitleMedia`	Describes one multimedia title of the multimedia content (optional). It serves as a multimedia identifier of the multimedia content. It may contain a title in the form of an image, an audio clip, or a video.
`Abstract`	Describes a textual abstract of the multimedia content (optional). It is a summary, assigned during the creation process, of what is conveyed in the multimedia content.
`Creator`	Describes one creator of the multimedia content (optional). It allows the description of persons, organizations, groups, and so forth involved in the creation as well as their role.
`CreationCoordinates`	Describes the location and the date of creation of the multimedia content (optional).

--`,,```,,,,````-`-`,,`,,`,`,,`---
© ISO/IEC 2003 – All rights reserved

Copyright International Organization for Standardization
Provided by IHS under license with ISO
No reproduction or networking permitted without license from IHS
Not for Resale

Name	*Definition*
`Location`	Describes the place where the multimedia content was created (optional).
`Date`	Describes the date or period when the multimedia content was created (optional).
`CreationTool`	Describes one device (and its settings) used in the creation of the multimedia content (optional).
`CopyrightString`	Describes one textual label indicating information that may be displayed or otherwise made known to the end user (optional). It is not a formal declaration of the usage rights of the multimedia content.

Semantics of the `TitleType`:

Name	*Definition*
`TitleType`	Describes the textual title of multimedia content.
`type`	Indicates the type of the textual title of multimedia content. The types of titles are defined as follows. • *main* – The title is the main title given by the creator. This is the default value. • *secondary* – The title is a secondary title given by the creator. • *alternative* – The title is an alternative title given by the creator. • *original* – The title is the original title given by the creator. • *popular* – The title is a popular title given by the public and media. • *opusNumber* – The title correspond to the opus number. • *songTitle* – The title corresponds to a song. • *albumTitle* – The title corresponds to an album. • *seriesTitle* – The title corresponds to a series. • *episodeTitle* – The title corresponds to an episode of a series. It complements the series title. Other values that are datatype-valid with respect to `mpeg7:termReferenceType` are reserved.

Semantics of the `TitleMediaType`:

Name	*Definition*
`TitleMediaType`	Specifies the title of the multimedia content using a multimedia document
`TitleImage`	Specifies the title of the multimedia content in image form (e.g, a thumbnail) (optional).
`TitleVideo`	Specifies the title of the multimedia content in video form (e.g, a video clip) (optional).

--`,,```,,,,````-`-`,,`,,`,`,,`---
© ISO/IEC 2003 – All rights reserved
Copyright International Organization for Standardization
Provided by IHS under license with ISO
No reproduction or networking permitted without license from IHS
Not for Resale

Name	*Definition*
`TitleAudio`	Specifies the title of the multimedia content in audio form (e.g, a jingle) (optional).

Semantics of the `CreatorType`:

Name	*Definition*
`CreatorType`	Describes the creator of the multimedia content or the description. The creator can be person(s), organization(s), or group(s) involved in the creation, with an associated role.
`Character`	Describes the name of a fictional character that is part of the multimedia content or that specifies a role played by an actor (optional). Multiple character descriptors may be associated with a creator.
`Instrument`	Describes the device, instrument, or tool used by the creator (optional).

Semantics of the `MediaAgentType`:

Name	*Definition*
`MediaAgentType`	Describes an agent with a role.
`Role`	Describes the role played by the media agent. An example of a ClassificationScheme is the `RoleCS`.
`Agent`	Describes the Agent (person, organization or group).
`AgentRef`	References the Agent (person, organization or group).

Semantics of the `CreationToolType`:

Name	*Definition*
`CreationToolType`	Describes the tool and settings used for the creation of the multimedia content or the description.
`Tool`	Describes a tool used during the creation process. For example: software, lens, films, musical instrument, microphone, and so forth.
`Setting`	Indicates the setting (parameters) for the tool used during creation (optional). The names and values of tool setting are tool specfic and are not specified by this standard.
`name`	Indicates the name of the setting (parameter) for the tool.
`value`	Indicates the value of the specified parameter. All parameters are represented as string values. For example, the value may give the focal length of a camera or an input parameter for a software a tool.

© ISO/IEC 2003 – All rights reserved

Copyright International Organization for Standardization
Provided by IHS under license with ISO
No reproduction or networking permitted without license from IHS
Not for Resale

9.2.3 Classification DS

9.2.3.1 Introduction

The Classification DS describes the classification of the multimedia content. The resulting descriptions facilitate searching and filtering of multimedia content based on user preferences (e.g, language, style, genre, and so forth) and service-oriented classifications (e.g, purpose, parental guidance, market segmentation, media review, and so forth).

9.2.3.2 Classification DS syntax

```
<!-- ######################################### -->
<!--  Definition of Classification DS (9.2.3)  -->
<!-- ######################################### -->

<!-- Definition of Classification DS  -->
<complexType name="ClassificationType">
   <complexContent>
      <extension base="mpeg7:DSType">
         <sequence>
            <element name="Form" type="mpeg7:ControlledTermUseType" minOccurs="0"/>
            <element name="Genre" minOccurs="0" maxOccurs="unbounded">
               <complexType>
                  <complexContent>
                     <extension base="mpeg7:ControlledTermUseType">
                        <attribute name="type" use="optional" default="main">
                           <simpleType>
                              <restriction base="NMTOKEN">
                                 <enumeration value="main"/>
                                 <enumeration value="secondary"/>
                              </restriction>
                           </simpleType>
                        </attribute>
                     </extension>
                  </complexContent>
               </complexType>
            </element>
            <element name="Subject" type="mpeg7:TextAnnotationType"
                  minOccurs="0"/>
            <element name="Purpose" type="mpeg7:ControlledTermUseType"
                  minOccurs="0" maxOccurs="unbounded"/>
            <element name="Language" type="mpeg7:ExtendedLanguageType"
                  minOccurs="0" maxOccurs="unbounded"/>
            <element name="CaptionLanguage" minOccurs="0" maxOccurs="unbounded">
               <complexType>
                  <simpleContent>
                     <extension base="language">
                        <attribute name="closed" type="boolean" use="optional"
                           default="true"/>
                        <attribute name="supplemental" type="boolean"
                           use="optional" default="false"/>
                     </extension>
                  </simpleContent>
               </complexType>
            </element>
            <element name="SignLanguage" minOccurs="0" maxOccurs="unbounded">
               <complexType>
                  <simpleContent>
                     <extension base="language">
                        <attribute name="primary" type="boolean" use="optional"/>
```

--`,,```,,,,````-`-`,,`,,`,`,,`---

© ISO/IEC 2003 – All rights reserved
Copyright International Organization for Standardization
Provided by IHS under license with ISO
No reproduction or networking permitted without license from IHS
Not for Resale

```
                        <attribute name="translation" type="boolean"
                           use="optional"/>
                     </extension>
                  </simpleContent>
               </complexType>
            </element>
            <element name="Release" minOccurs="0">
               <complexType>
                  <sequence>
                  <element name="Region" type="mpeg7:regionCode"
                        minOccurs="0" maxOccurs="unbounded"/>
                  </sequence>
                  <attribute name="date" type="mpeg7:timePointType"
                             use="optional"/>
               </complexType>
            </element>
            <element name="Target" minOccurs="0">
               <complexType>
                  <sequence>
                     <element name="Market" type="mpeg7:ControlledTermUseType"
                        minOccurs="0" maxOccurs="unbounded"/>
                     <element name="Age" minOccurs="0">
                        <complexType>
                           <attribute name="min" type="nonNegativeInteger"
                              use="optional"/>
                           <attribute name="max" type="nonNegativeInteger"
                              use="optional"/>
                        </complexType>
                     </element>
                     <element name="Region" type="mpeg7:regionCode"
                        minOccurs="0" maxOccurs="unbounded"/>
                  </sequence>
               </complexType>
            </element>
            <element name="ParentalGuidance" type="mpeg7:ParentalGuidanceType"
                  minOccurs="0" maxOccurs="unbounded"/>
            <element name="MediaReview" type="mpeg7:MediaReviewType"
                  minOccurs="0" maxOccurs="unbounded"/>
         </sequence>
      </extension>
   </complexContent>
</complexType>

<!-- Definition of ExtendedLanguage datatype -->
<complexType name="ExtendedLanguageType">
   <simpleContent>
      <extension base="language">
         <attribute name="type" use="optional" default="original">
            <simpleType>
               <restriction base="NMTOKEN">
                  <enumeration value="original"/>
                  <enumeration value="dubbed"/>
                  <enumeration value="background"/>
               </restriction>
            </simpleType>
         </attribute>
         <attribute name="supplemental" type="boolean"
            use="optional" default="false"/>
      </extension>
   </simpleContent>
```

© ISO/IEC 2003 – All rights reserved

Copyright International Organization for Standardization
Provided by IHS under license with ISO
No reproduction or networking permitted without license from IHS
Not for Resale

```
</complexType>

<!-- Definition of ParentalGuidance datatype -->
<complexType name="ParentalGuidanceType">
   <sequence>
      <choice>
         <element name="ParentalRating" type="mpeg7:ControlledTermUseType"/>
         <element name="MinimumAge" type="nonNegativeInteger"/>
      </choice>
      <element name="Region" type="mpeg7:regionCode"
            minOccurs="0" maxOccurs="unbounded"/>
   </sequence>
</complexType>

<!-- Definition of MediaReview datatype -->
<complexType name="MediaReviewType">
   <sequence>
      <element name="Rating" type="mpeg7:RatingType" minOccurs="0"/>
      <element name="FreeTextReview" type="mpeg7:TextualType"
            minOccurs="0" maxOccurs="unbounded"/>
      <element name="ReviewReference" type="mpeg7:RelatedMaterialType"
            minOccurs="0"/>
      <element name="Reviewer" type="mpeg7:AgentType" minOccurs="0"/>
   </sequence>
</complexType>
```

9.2.3.3 Classification DS semantics

Semantics of the `ClassificationType`:

Name	*Definition*
`ClassificationType`	Describes the classification of the multimedia content.
`Form`	Describes the production type of the document, such as, film, news program, magazine, documentary, etc. (optional). An example of CS is `FormatCS`.
`Genre`	Describes what the multimedia content is about (broad classification), such as sports, politics, economics, etc. (optional). An example of CS is the `GenreCS`.
`type`	Indicates the type of the genre of the multimedia content. The types of genres are defined as follows. • *main* – The specified genre is the main, or primary. This is the default value. • *secondary* – The specified genre is a secondary genre, such as a subgenre.
`Subject`	Describes the subject (specific classification) of the multimedia content (optional). The subject allows a textual annotation to classify the multimedia content.
`Purpose`	Describes one purpose for which the multimedia content was created (optional). An example of CS is `IntentionCS`.
`Language`	Describes one language of the spoken audio of the program (optional).
`CaptionLanguage`	Describes one language of the caption information included with the program (optional). The type of the caption information associated with the program is denoted by the closed attribute. Closed captions can be turned on or off by the user, while open captions (or subtitles) are part of the picture itself and remain visible.

--`,,```,,,,````-`-`,,`,,`,`,,`---

Copyright International Organization for Standardization
Provided by IHS under license with ISO
No reproduction or networking permitted without license from IHS
© ISO/IEC 2003 – All rights reserved
Not for Resale

Name	*Definition*
closed	Indicates whether the specified caption is closed. Default value of the attribute is *true*; if the attribute is set to *false*, then the provided caption description refers to open captions/subtitles.
supplemental	Indicates whether the captions provide descriptions of the scene for the benefit of hearing or visually impaired, in addition to a direct translation of the spoken words. Closed captions may include such descriptive information, such as speaker identification, and non-speech sounds that would be missed. Default value of this attribute is *false*.
SignLanguage	Specifies the audio sign language provided for the multimedia content, and, optionally, qualifies the use of signing as a primary language or as a translation of the spoken dialogue (optional).
primary	Indicates if the sign language is the primary language of the content or not, i.e, if the content is produced specifically for the hearing impaired or not (optional).
translation	Indicates if the sign language is a translation of the spoken dialogue or not (optional).
Release	Describes the release date and region of the multimedia content (optional).
Region	Indicates the countries or regions in which the multimedia content was first released (optional). This locator may be different than the location where it was created.
date	Indicates the date on which the multimedia content was first released. This date may be different than the date(s) when it was created (optional).
Target	Describes the target of the multimedia content in terms of market classification, age and country or region (optional).
Market	Describes one targeted market of the multimedia content (optional). An example of CS is TargetGroupCS.
Age	Describes the targeted age range of the multimedia content (optional).
min	Indicated the minimum age of the targeted age range (optional).
max	Indicated the maximum age of the targeted age range (optional).
Region	Describes one target country or region for the multimedia content (optional).
ParentalGuidance	Describes one parental guidance classification of the multimedia content (optional).
MediaReview	Describes one media review about the multimedia content (optional).

© ISO/IEC 2003 – All rights reserved

Copyright International Organization for Standardization
Provided by IHS under license with ISO
No reproduction or networking permitted without license from IHS
Not for Resale

Semantics of the ExtendedLanguageType:

Name	*Definition*
ExtendedLanguageType	Specifies the language of spoken audio of the multimedia content.
type	Indicates whether the spoken language is the original language of the content, or has been dubbed. The following values are allowed. • *original* – The specified language is an original language of the spoken content. This is the default value. • *dubbed* – The specified language is a dubbed language of the spoken content. • *background* – The specified language is the original language heard in the background, while another (dubbed) language is heard in the foreground. Other values that are datatype-valid with respect to mpeg7:termReferenceType are reserved.
supplemental	Indicates whether the specified language exclusively provides an audio description of the multimedia content, for the benefit of the visually impaired. Default value of this attribute is *false*.

Semantics of the ParentalGuidanceType:

Name	*Definition*
ParentalGuidanceType	Describes parental guidance classification.
ParentalRating	Indicates the rating value according to the rating scheme. Examples of CSs are JapanRatingCS, ICRAParentalRatingCS, MPAAParentalRatingCS, ICRAParentalRatingNudityCS, RIAAParentalRatingCS, ICRAParentalRatingSexCS, MPAAParentalRatingTVCS, and IRCAParentalRatingViolenceCS.
MinimumAge	Indicates the minimum recommended age in years of the end user.
Region	Indicates the country or region for which the parental guidance description is specified (optional). If not specified, the parental guidance applies worldwide.

Semantics of the MediaReviewType:

Name	*Definition*
MediaReviewType	Describes the Media Review about the multimedia content.
Rating	Specifies the rating value and criterion used in the review (optional).
FreeTextReview	Describes a free-text review of the multimedia content without reference to a rating scheme (optional). There can be multiple instances of the review in different languages.

© ISO/IEC 2003 – All rights reserved
Copyright International Organization for Standardization
Provided by IHS under license with ISO
No reproduction or networking permitted without license from IHS
Not for Resale

Name	*Definition*
`ReviewReference`	Describes the Media Locator of the material from where the review may have been extracted or quoted (optional). For example, the TV magazine that published the review, the Films Guide from where the review was quoted, an interview from where the review was transcribed.
`Reviewer`	Describes the reviewer/critic of the multimedia content (optional). Since it is defined as `AgentType`, this field can describe a person, a group of persons or an organization.

9.2.4 RelatedMaterial DS

9.2.4.1 Introduction

The `RelatedMaterial DS` describes additional information about the multimedia content available in other materials.

9.2.4.2 RelatedMaterial DS syntax

```
<!-- ########################################### -->
<!--  Definition of RelatedMaterial DS (9.2.4)  -->
<!-- ########################################### -->

<!-- Definition of RelatedMaterial DS -->
<complexType name="RelatedMaterialType">
   <complexContent>
      <extension base="mpeg7:DSType">
         <sequence>
            <element name="DisseminationFormat"
               type="mpeg7:ControlledTermUseType" minOccurs="0"/>
            <element name="MaterialType" type="mpeg7:TermUseType"
                  minOccurs="0"/>
            <choice>
               <element name="MediaLocator" type="mpeg7:MediaLocatorType"/>
               <element name="MediaInformation" type="mpeg7:MediaInformationType"/>
               <element name="MediaInformationRef" type="mpeg7:ReferenceType"/>
            </choice>
            <choice minOccurs="0">
               <element name="CreationInformation"
                     type="mpeg7:CreationInformationType"/>
               <element name="CreationInformationRef" type="mpeg7:ReferenceType"/>
            </choice>
            <choice minOccurs="0">
               <element name="UsageInformation" type="mpeg7:UsageInformationType"/>
               <element name="UsageInformationRef" type="mpeg7:ReferenceType"/>
            </choice>
         </sequence>
      </extension>
   </complexContent>
</complexType>
```

--`,,```,,,,````-`-`,,`,,`,`,,`---

© ISO/IEC 2003 – All rights reserved

Copyright International Organization for Standardization
Provided by IHS under license with ISO
No reproduction or networking permitted without license from IHS
Not for Resale

9.2.4.3 RelatedMaterial DS semantics

Semantics of the `RelatedMaterialType`:

Name	*Definition*
`RelatedMaterialType`	Describes material containing additional information about the multimedia content or related to it (e.g., extended reports of a news program or Web pages with information about topics covered in the news).
`DisseminationFormat`	Describes the publication medium or delivery mechanism of the related material, for example, terrestrial broadcast, web-cast, streaming, CD-ROM, and so forth. An example of CS is `DisseminationFormatCS`.
`MaterialType`	Describes the type of the related material (optional). For example, script of a movie, original book, lyrics of a song, or drafts of a graphic design.
`MediaLocator`	Describes the media location of the related material.
`MediaInformation`	Describes the media information about the related material. This descriptor provides information sufficient for locating the media.
`MediaInformationRef`	References the media information description of the related material. This descriptor provides information sufficient for locating the media.
`CreationInformation`	Describes the creation information about the related material.
`CreationInformationRef`	References the creation information description of the related material.
`UsageInformation`	Describes the usage information about the related material.
`UsageInformationRef`	References the usage information description of the related material.

9.2.5 CreationInformation examples (informative)

9.2.5.1 CreationInformation DS examples

The following example shows the use of `CreationInformation DS` for describing the creation information for a video.

```
<Mpeg7>
    <Description xsi:type="ContentEntityType">
        <MultimediaContent xsi:type="VideoType">
            <Video>
                <CreationInformation id="news1_creation">
                    <Creation>
                        <Title xml:lang="es">Telediario (segunda edicion)</Title>
                        <Title xml:lang="en" type="popular">Afternoon news</Title>
                        <Title xml:lang="es" type="popular">Noticias de la tarde</Title>
                        <Abstract>
                            <FreeTextAnnotation>
                The trial about the kidnapping of Segundo Marey started this
                morning. Short interview with Segundo Marey after the end of the
                first session.
                            </FreeTextAnnotation>
                            <StructuredAnnotation>
                                <Who>
                                    <Name>Segundo Marey</Name>
```


© ISO/IEC 2003 – All rights reserved
Copyright International Organization for Standardization
Provided by IHS under license with ISO
No reproduction or networking permitted without license from IHS
Not for Resale

```
                        </Who>
                    </StructuredAnnotation>
                </Abstract>
                <Creator>
                    <Role href="urn:mpeg:mpeg7:cs:RoleCS:2001:ANCHOR">
                        <Name xml:lang="en">Anchorman</Name>
                    </Role>
                    <Agent xsi:type="PersonType">
                        <Name>
                            <GivenName>Ana</GivenName>
                            <FamilyName>Blanco</FamilyName>
                        </Name>
                    </Agent>
                </Creator>
                <CreationCoordinates>
                    <Location>
                        <Name xml:lang="es">Piruli</Name>
                        <Region>es</Region>
                        <AdministrativeUnit>Madrid</AdministrativeUnit>
                    </Location>
                    <Date>
                        <TimePoint>1998-10-03T14:13+01:00</TimePoint>
                    </Date>
                </CreationCoordinates>
                <CreationTool>
                    <Tool>
                        <Name>Video Camera</Name>
                    </Tool>
                    <Setting name="zoom" value="1.5"/>
                    <Setting name="aperture" value="35"/>
                </CreationTool>
            </Creation>
            <Classification>
                <Form href="urn:mpeg:mpeg7:cs:FormatCS:2001:1.1">
                    <Name xml:lang="en">Bulletin</Name>
                </Form>
                <Genre href="urn:mpeg:mpeg7:cs:ContentCS:2001:1.3.1">
                    <Name xml:lang="en">Daily news</Name>
                </Genre>
                <Purpose href="urn:mpeg:mpeg7:cs:IntentionCS:2001:2.1">
                    <Name xml:lang="en">Pure information</Name>
                </Purpose>
                <Language type="original">es</Language>
                <Release date="1998-06-16T21:30+01:00">
                    <Region>es</Region>
                </Release>
                <ParentalGuidance>
                    <ParentalRating
                        href="urn:mpeg:mpeg7:cs:MPAAParentalRatingCS:2001:G"/>
                    <Region>es</Region>
                </ParentalGuidance>
                <MediaReview>
                    <Rating>
                        <RatingValue>10</RatingValue>
                        <RatingScheme best="10" worst="1" style="higherBetter">
                            <Name>Overall</Name>
                        </RatingScheme>
                    </Rating>
                </MediaReview>
                <MediaReview>
                    <FreeTextReview xml:lang="en">Interesting News today.
```

© ISO/IEC 2003 – All rights reserved

Copyright International Organization for Standardization
Provided by IHS under license with ISO
No reproduction or networking permitted without license from IHS
Not for Resale

```
                        </FreeTextReview>
                        <FreeTextReview xml:lang="es">Interesantes noticias hoy.
                        </FreeTextReview>
                        <ReviewReference>
                            <DisseminationFormat
                                href="urn:mpeg:mpeg7:cs:DisseminationFormatCS:2001:4">
                                <Name xml:lang="en">Internet</Name>
                            </DisseminationFormat>
                            <MediaLocator>
                                <MediaUri>http://tvmagazine.com</MediaUri>
                            </MediaLocator>
                        </ReviewReference>
                    </MediaReview>
                </Classification>
                <RelatedMaterial>
                    <DisseminationFormat
                        href="urn:mpeg:mpeg7:cs:DisseminationFormatCS:2001:4"/>
                    <MaterialType>
                        <Name xml:lang="en">Broadcaster Web Page</Name>
                    </MaterialType>
                    <MediaLocator>
                        <MediaUri>http://www.rtve.es</MediaUri>
                    </MediaLocator>
                </RelatedMaterial>
            </CreationInformation>
        </Video>
    </MultimediaContent>
</Description>
</Mpeg7>
```

9.2.5.2 Additional language description examples

In the following example, the original spoken audio of the multimedia content is in English; however, the content includes dubbed audio tracks in French and Spanish.

```
<CreationInformation>
<!-- more elements here -->
   <Classification>
      <Language type="original">en</Language>
      <Language type="dubbed">es</Language>
      <Language type="dubbed">fr</Language>
   </Classification>
</CreationInformation>
```

The following example is a description of a program broadcasted by a French TV station. The interview was originally done in Spanish and dubbed to English for a program produced and broadcasted in England. After dubbing, the Spanish can still be heard in the background. The interview was bought by the French TV station, which added subtitles in French for its broadcast.

```
<CreationInformation>
<!-- more elements here -->
   <Classification>
      <Language type="dubbed">en</Language>
      <Language type="background">es</Language>
      <CaptionLanguage closed="false">fr</CaptionLanguage>
   </Classification>
</CreationInformation>
```


--`,,```,,,,````-`-,,`,,`,`,,`---
© ISO/IEC 2003 – All rights reserved
Copyright International Organization for Standardization
Provided by IHS under license with ISO
No reproduction or networking permitted without license from IHS
Not for Resale

10 Usage description tools

10.1 Introduction

This clause specifies tools describing information about the usage of the multimedia content. The following tools are specified in this clause:

Table 14 — Overview of Usage Information Tools

Tool	*Functionality*
Usage Tools	Describes information about the usage of the multimedia content. The `UsageInformation DS` includes a `Rights D`, zero or one `FinancialResults D`, and several `Availability DS`s and associated `UsageRecord DS`s. The `Rights D` contains references to rights holders in order to obtain rights information. The `FinancialResults D` contains the description of costs and incomes generated by the multimedia content. The `Availability DS` describes the details about the availability of the multimedia content for usage. The `UsageRecord DS` describes the details pertaining to the usage of the multimedia content.

10.2 Usage information tools

10.2.1 UsageInformation DS

10.2.1.1 Introduction

The `UsageInformation DS` describes information about the usage of the multimedia content. The `UsageInformation DS` describes:

- **Rights information**: information about the rights for using the multimedia content.
- **Usage information**: information about the ways and means to use the multimedia content (e.g, edition, emission, and so forth) and the results of the usage (e.g, audience)
- **Financial information**: information about the financial results of the production (in the `FinancialResults D` within the `UsageInformation DS`), and of the publication (in the `Financial D` within each `Availability DS` and `UsageRecord DS`) of the multimedia content.

Note: new descriptions may be added each time the content is used (e.g, `UsageRecord`, `Income`), or when there are new ways to access to the multimedia content for some kind of applications, if required. In such case, the size of the description might significantly increase. This information should be taken into account when designing the systems and applications using these descriptions.

10.2.1.2 UsageInformation DS syntax

```
<!-- ################################################ -->
<!--  Definition of UsageInformation DS (10.2.1)  -->
<!-- ################################################ -->

<!-- Definition of UsageInformation DS -->
<complexType name="UsageInformationType">
   <complexContent>
      <extension base="mpeg7:DSType">
         <sequence>
            <element name="Rights" type="mpeg7:RightsType"
                  minOccurs="0"/>
            <element name="FinancialResults" type="mpeg7:FinancialType"
```

--`,,```,,,,````-`-`,,`,,`,`,,`---
© ISO/IEC 2003 – All rights reserved

Copyright International Organization for Standardization
Provided by IHS under license with ISO
No reproduction or networking permitted without license from IHS
Not for Resale

```
                    minOccurs="0"/>
                <element name="Availability" type="mpeg7:AvailabilityType"
                    minOccurs="0" maxOccurs="unbounded"/>
                <element name="UsageRecord" type="mpeg7:UsageRecordType"
                    minOccurs="0" maxOccurs="unbounded"/>
            </sequence>
        </extension>
    </complexContent>
</complexType>
```

10.2.1.3 UsageInformation DS semantics

Semantics of the `UsageInformationType`:

Name	*Definition*
`UsageInformationType`	Describes usage features of the multimedia content.
`Rights`	Describes information about the owners of the rights corresponding to the multimedia content, and how the multimedia content can be used (optional). Its appearance at this level precludes its appearance in the `Availability` DS instance of the same `UsageInformation` instance.
`FinancialResults`	Describes the cost of the creation of the multimedia content and the income the multimedia content has generated (optional). The incomes vary with time.
`Availability`	Describes where, when, how, and by whom the multimedia content can be used (optional).
`UsageRecord`	Describes where, when, how, and by whom the multimedia content was used (optional).

10.2.2 Rights datatype

10.2.2.1 Introduction

The `Rights Datatype` describes links to the rights holders of the multimedia content (IPR) and the Access Rights.

Ownership of rights is dynamic as it can pass from one rights holder to another. For example, the rights to a television production (or parts thereof) are often licensed and assigned. To enable systems to be able to discover the current rights situation, the `Rights Datatype` carries an identifier that can be resolved through an appropriate agency.

For the purpose of rights management, such agencies and systems are progressively being extended to enable rights holders to declare the identity of the current rights holder.

10.2.2.2 Rights datatype syntax

```
<!-- ########################################## -->
<!--  Definition of Rights datatype (10.2.2)  -->
<!-- ########################################## -->

<!-- Definition of Rights datatype -->
<complexType name="RightsType">
```


Copyright International Organization for Standardization
Provided by IHS under license with ISO
No reproduction or networking permitted without license from IHS
Not for Resale
© ISO/IEC 2003 – All rights reserved

```
    <sequence>
       <element name="RightsID" type="mpeg7:UniqueIDType"
              minOccurs="1" maxOccurs="unbounded"/>
    </sequence>
</complexType>
```

10.2.2.3 Rights datatype semantics

Semantics of the `RightsType`:

Name	*Definition*
`RightsType`	Describes a link to the right holders and to the access rights information. It gives an ID (such as specified in the MPEG-4 IP Identification Data Set) that enables access to the current Rights Owner information about the multimedia content or the description (making use of appropriate rights management databases).
`RightsID`	Identifies the link to the current Rights information about the content, including Rights Holders, Access Rights, and other related information.

10.2.3 Financial datatype

10.2.3.1 Introduction

The `Financial Datatype` contains information related to the costs generated and incomes produced by multimedia content. The notions of partial costs and incomes allow to classify the different costs and incomes by their type. As the type is defined as a controlled term, several standardized types of costs and incomes can be used. Total and subtotal costs and incomes are to be calculated by the application from these partial values.

10.2.3.2 Financial datatype syntax

```
<!-- ############################################ -->
<!--  Definition of Financial datatype (10.2.3)  -->
<!-- ############################################ -->

<!-- Definition of Financial datatype -->
<complexType name="FinancialType">
   <sequence>
      <element name="AccountItem" minOccurs="1" maxOccurs="unbounded" >
         <complexType>
                  <sequence>
                     <element name="EffectiveDate"
                        type="mpeg7:timePointType" minOccurs="0"/>
                     <choice>
                        <element name="CostType" type="mpeg7:TermUseType"/>
                        <element name="IncomeType"
                                 type="mpeg7:TermUseType"/>
                     </choice>
                  </sequence>
               <attribute name="currency" type="mpeg7:currencyCode"
                  use="required"/>
               <attribute name="value" type="decimal" use="required"/>
         </complexType>
      </element>
   </sequence>
</complexType>
```

© ISO/IEC 2003 – All rights reserved

Copyright International Organization for Standardization
Provided by IHS under license with ISO
No reproduction or networking permitted without license from IHS
Not for Resale

10.2.3.3 Financial datatype semantics

Semantics of the `FinancialType`:

Name	*Definition*
`FinancialType`	Describes the costs and incomes generated by the multimedia content.
`AccountItem`	Describes an account item (cost or income).
`EffectiveDate`	Describes when the cost or income is made effective (optional). It can be the same as when it was generated or not.
`CostType`	Describes the type of a cost.
`IncomeType`	Describes the type of an income.
`currency`	Describes the currency of the price (see ISO 4217).
`value`	Describes the value of the price.

10.2.4 Availability DS

10.2.4.1 Introduction

The `Availability DS` describes the availability for use (broadcasting, on demand delivery, CD sales, and so forth) of the multimedia content. The `Availability DSs` are referenced by the `UsageRecord DSs` keeping track of the usage of the multimedia content.

10.2.4.2 Availability DS syntax

```
<!-- ######################################### -->
<!--  Definition of Availability DS (10.2.4)  -->
<!-- ######################################### -->

<!-- Definition of Availability DS -->
<complexType name="AvailabilityType">
   <complexContent>
      <extension base="mpeg7:DSType">
         <sequence>
            <element name="InstanceRef" type="mpeg7:ReferenceType"/>
            <element name="Dissemination" type="mpeg7:DisseminationType"
                  minOccurs="0"/>
            <element name="Financial" type="mpeg7:FinancialType" minOccurs="0"/>
            <element name="Rights" type="mpeg7:RightsType" minOccurs="0"/>
            <element name="AvailabilityPeriod" minOccurs="0" maxOccurs="unbounded">
               <complexType>
                  <complexContent>
                     <extension base="mpeg7:TimeType">
                        <attribute name="type" use="optional">
                           <simpleType>
                              <list>
                                 <simpleType>
                                    <union>
                                       <simpleType>
                                          <restriction base="NMTOKEN">
                                             <enumeration value="live"/>
```


--`,,```,,,,````-`-`,,`,,`,`,,`---
Copyright International Organization for Standardization
Provided by IHS under license with ISO
No reproduction or networking permitted without license from IHS
Not for Resale
© ISO/IEC 2003 – All rights reserved

```
                                                    <enumeration value="repeat"/>
                                                    <enumeration value="firstShowing"/>
                                                    <enumeration value="lastShowing"/>
                                                    <enumeration
                                                       value="conditionalAccess"/>
                                                    <enumeration value="encrypted"/>
                                                    <enumeration value="payPerUse"/>
                                                </restriction>
                                            </simpleType>

                                            <simpleType>
                                                <restriction
                                                    base="mpeg7:termReferenceType"/>
                                            </simpleType>
                                        </union>
                                    </simpleType>
                                </list>
                            </simpleType>
                        </attribute>
                    </extension>
                </complexContent>
            </complexType>
        </element>
    </sequence>
  </extension>
 </complexContent>
</complexType>

<!-- Definition of Dissemination DS -->
<complexType name="DisseminationType">
 <complexContent>
  <extension base="mpeg7:DSType">
   <sequence>
    <element name="Source" type="mpeg7:TextualType" minOccurs="0"/>
    <element name="Format" type="mpeg7:ControlledTermUseType"
      minOccurs="0"/>
    <element name="Disseminator" type="mpeg7:MediaAgentType"
      minOccurs="0"/>
    <element name="Location" type="mpeg7:PlaceType" minOccurs="0"/>
   </sequence>
  </extension>
 </complexContent>
</complexType>
```

10.2.4.3 Availability DS semantics

Semantics of the `AvailabilityType`:

Name	*Definition*
`AvailabilityType`	Describes the availability of the multimedia content. For example, broadcasting, on demand delivery, CD sales, and so forth.
`InstanceRef`	Describes a reference to the `MediaInstance` for which the availability is described.
`Dissemination`	Describes how the multimedia content is disseminated (optional).

© ISO/IEC 2003 – All rights reserved
Copyright International Organization for Standardization
Provided by IHS under license with ISO
No reproduction or networking permitted without license from IHS
Not for Resale

Name	*Definition*
`Financial`	Describes the financial information related to the particular use described in the `Availability` description (optional). For example, it allows the description of the price of using the content and additional costs due to the availability of the content.
`Rights`	Describes information about the owners of the rights corresponding to the multimedia content, and how the multimedia content can be used (optional). Its appearance at this level precludes its appearance in the `Rights` instance of the same `UsageInformation` instance.
`AvailabilityPeriod`	Describes one period (date, time, and duration) of availability of the multimedia content (optional). For example, time and date of the broadcast, or time and date of availability for an on-demand content. In the case of availability on a persistent medium (e.g, DVD), it specifies the date of publication. If there is no duration description, the duration of the availability is unbounded.
`type`	Indicates the types of availability of the period (optional): • *live* – Indicates the multimedia content is made available (e.g, broadcast) live. • *repeat* – Indicates the multimedia content is a repeat of multimedia content that has been made available earlier (e.g, broadcast). • *firstShowing* – Indicates the given availability period is the first showing of the multimedia content. • *lastShowing* – Indicates the given availability period is the final showing of the multimedia content. • *conditionalAccess* – Indicates the access to the multimedia content is restricted by a conditional access mechanism. • *encrypted* – Indicates the multimedia content is encrypted for restricted viewing. • *payPerUse* – Indicates the multimedia content is pay-per-use (e.g. pay-per-view). Other values that are datatype-valid with respect to `mpeg7:termReferenceType` are reserved.

Semantics of the `DisseminationType`:

Name	*Definition*
`DisseminationType`	Describes the dissemination mechanism of the multimedia content.
`Source`	Describes the source of the content, referring to, for example, a broadcast channel or a server.
`Format`	Describes the publication medium or delivery mechanism of the multimedia content, for example, terrestrial broadcast, web-cast, streaming, CD-ROM, etc (optional). An example of CS is `DisseminationFormatCS`.
`Disseminator`	Describes the disseminator of the multimedia content (optional). The disseminator refers to the agent or organization that makes the content available.

© ISO/IEC 2003 – All rights reserved
Copyright International Organization for Standardization
Provided by IHS under license with ISO
No reproduction or networking permitted without license from IHS
Not for Resale

Name	*Definition*
`Location`	Describes the place from which the multimedia content is disseminated (optional).

10.2.5 UsageRecord DS

10.2.5.1 Introduction

The `UsageRecord DS` describe the past use of the multimedia content.

10.2.5.2 UsageRecord DS syntax

```
<!-- ################################################ -->
<!--  Definition of UsageRecord DS (10.2.5)  -->
<!-- ################################################ -->

<!-- Definition of UsageRecord DS -->
<complexType name="UsageRecordType">
   <complexContent>
      <extension base="mpeg7:DSType">
         <sequence>
            <element name="AvailabilityRef" type="mpeg7:ReferenceType"/>
            <element name="Audience" type="nonNegativeInteger" minOccurs="0"/>
            <element name="Financial" type="mpeg7:FinancialType" minOccurs="0"/>
         </sequence>
      </extension>
   </complexContent>
</complexType>
```

10.2.5.3 UsageRecord DS semantics

Semantics of the `UsageRecordType`:

Name	*Definition*
`UsageRecordType`	Describes past use of the multimedia content.
`AvailabilityRef`	Describes a reference to the content availability's description.
`Audience`	Specifies the number of users who used the multimedia content in the particular use described in the referenced `Availability` description (optional).
`Financial`	Describes the financial information related to the particular use that is described in the referenced availability description (optional).

© ISO/IEC 2003 – All rights reserved
Copyright International Organization for Standardization
Provided by IHS under license with ISO
No reproduction or networking permitted without license from IHS
Not for Resale

10.2.6 Usage information examples (informative)

```
<Mpeg7>
   <Description xsi:type="ContentEntityType">
      <MultimediaContent xsi:type="VideoType">
         <Video>
            <UsageInformation id="news1_usage">
               <Rights>
                  <RightsID organization="TVE" type="TVECopyRightsID">
                     tve:19980618:td2
                  </RightsID>
               </Rights>
               <FinancialResults>
                  <AccountItem currency="EUR" value="423.46">
                     <CostType>
                        <Name>Total for production</Name>
                     </CostType>
                  </AccountItem>
                  <AccountItem currency="EUR" value="200">
                     <CostType>
                        <Name>Broadcast</Name>
                     </CostType>
                  </AccountItem>
                  <AccountItem currency="EUR" value="600">
                     <IncomeType>
                        <Name>Advertisment</Name>
                     </IncomeType>
                  </AccountItem>
               </FinancialResults>
               <Availability id="live_news1">
                  <InstanceRef href="#onlinemp7cs17news1"/>
                  <Dissemination>
                     <Format
                        href="urn:mpeg:mpeg7:cs:DisseminationFormatCS:2001:4">
                        <Name xml:lang="en">Internet</Name>
                     </Format>
                     <Location>
                        <Region>es</Region>
                     </Location>
                  </Dissemination>
                  <Financial>
                     <AccountItem currency="EUR" value="1">
                        <CostType>
                           <Name>Pay-per-view price</Name>
                        </CostType>
                     </AccountItem>
                  </Financial>
                  <AvailabilityPeriod type="payPerUse">
                     <TimePoint>1998-06-16T21:00+01:00</TimePoint>
                     <Duration>PT30M</Duration>
                  </AvailabilityPeriod>
               </Availability>
               <Availability id="repeated_news1">
                  <InstanceRef href="http://www.rtve.es/19980616/td2.mpeg"/>
                  <Dissemination>
                     <Format
                        href="urn:mpeg:mpeg7:cs:DisseminationFormatCS:2001:1">
                        <Name>Terrestrial</Name>
                     </Format>
                     <Disseminator>
                        <Role href="urn:mpeg:mpeg7:cs:RoleCS:2001:PUBLISHER"/>
```


Copyright International Organization for Standardization
Provided by IHS under license with ISO
No reproduction or networking permitted without license from IHS
Not for Resale
© ISO/IEC 2003 – All rights reserved

```
                        <Agent xsi:type="OrganizationType">
                            <Name>Discovery Channel</Name>
                        </Agent>
                    </Disseminator>
                    <Location>
                        <Region>es</Region>
                    </Location>
                </Dissemination>
                <AvailabilityPeriod type="repeat">
                    <TimePoint>1998-06-16T21:30+01:00</TimePoint>
                </AvailabilityPeriod>
            </Availability>
            <UsageRecord>
                <AvailabilityRef idref="live_news1"/>
                <Audience>245747</Audience>
                <Financial>
                    <AccountItem currency="EUR" value="1">
                        <EffectiveDate>1998-06-16</EffectiveDate>
                        <IncomeType>
                            <Name>Income for pay-per-view live access</Name>
                        </IncomeType>
                    </AccountItem>
                </Financial>
            </UsageRecord>
        </UsageInformation>
    </Video>
  </MultimediaContent>
 </Description>
</Mpeg7>
```

11 Structure description tools

11.1 Introduction

This clause specifies tools for describing the structure of multimedia content. These tools describe the following:

- Images and spatial regions of images and video frames;
- Video, temporal segments, and spatio-temporal segments of video;
- Audio and temporal segments of audio;
- Audio-visual content and spatio-temporal segments of AV content;
- Multimedia content and segments of multimedia content;
- Visual text in images or video;
- Video mosaics;
- Edited video and segments of edited video;
- Ink content.

--`,,`,,`,`,,`,`,,`---

© ISO/IEC 2003 – All rights reserved

Copyright International Organization for Standardization
Provided by IHS under license with ISO
No reproduction or networking permitted without license from IHS
Not for Resale

These tools apply to both digital and analog forms of multimedia content. These tools describe the following properties and relationships of the segments:

- Segment attributes related to creation and production (see clause 9), media information (see clause 8), usage information (see clause 10), semantic information (see clause 12), spatial and temporal localization, and spatial and temporal masks;
- Structural decompositions of the segments;
- Structural relations including relations among the segments.

11.1.1 Overview

The following tools are specified in this clause:

Table 15 — Overview of the structure description tools

Tool	*Functionality*
Base segment description tools	Abstract base for describing the structure of multimedia content.
Segment attribute description tools	Describes attributes of segments.
Visual segment description tools	Describes segments of visual content such as images and video.
Audio segment description tools	Describes segments of audio content.
Audio-visual segment description tools	Describes segments of AV content.
Multimedia segment description tools	Describes segments of multimedia content.
Ink segment description tools	Describes segments of ink content.
Video editing segment description tools	Describes segments of edited video.
Structural relation classification schemes	Describes spatial and temporal relations.

Figure 22 illustrates the organization of structure description tools. These description tools are based on the concept of a segment, which is a spatial and/or temporal unit of multimedia. For example, a video segment corresponds to a temporal unit or group of temporal units of video. While the structure description tools allow description of individual segments of multimedia, these tools should also be used to describe full multimedia content. That is, the tools should be used for describing a video as well as a video segment.

--`,,```,,,,````-`-`,,`,,`,`,,`---
© ISO/IEC 2003 – All rights reserved
Copyright International Organization for Standardization
Provided by IHS under license with ISO
No reproduction or networking permitted without license from IHS
Not for Resale

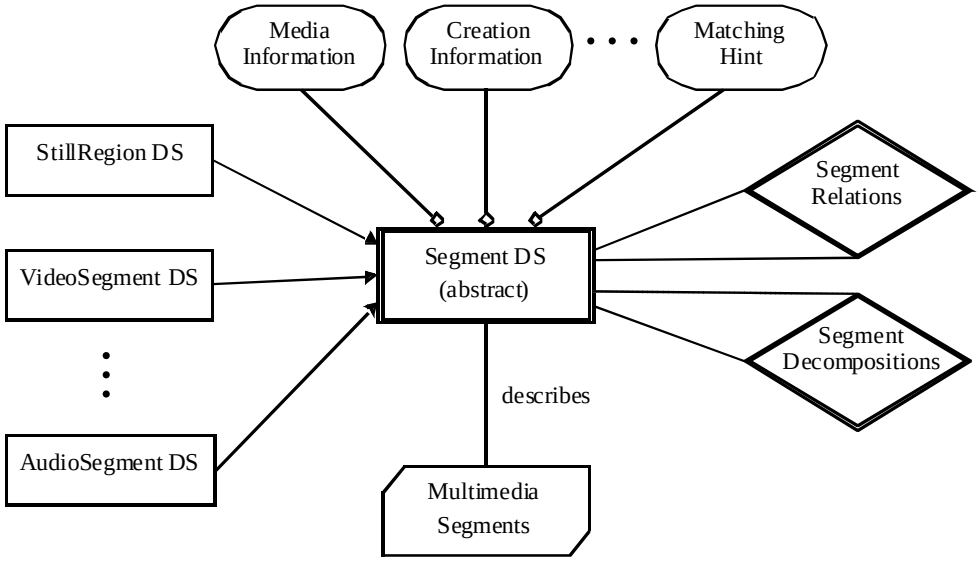

Figure 22 — Illustration of the organization of the tools for describing the structure of multimedia content

As shown in Figure 22, the `Segment DS` is the abstract tool that is the base of the specialized segment description tools. The specialized segment description tools extend the base `Segment DS` to describe the structure of specific types of multimedia content and their segments. Examples include still regions, video segments, audio segments, moving regions, and so forth. Figure 23 provides an overview of the specific tools for describing different types of segments.

The segment description tools are summarized as follows:

Tool	*Functionality*
`Segment DS`	Abstract base of the specialized segment description tools.
`StillRegion DS`	Describes a 2D spatial region of an image or video frame. A still region can be the entire image.
`ImageText DS`	Describes still regions of embedded or superimposed text in images or video frames.
`Mosaic DS`	Describes mosaics or panoramic views of video segments.
`StillRegion3D DS`	Describes 3D content and regions of 3D content.
`VideoSegment DS`	Describes video content and temporal segments of video content.
`MovingRegion DS`	Describes moving spatio-temporal regions of video content.
`VideoText DS`	Describes moving regions of embedded or superimposed text in video content.
`AudioSegment DS`	Describes audio content and temporal segments of audio content.
`AudioVisualSegment DS`	Describes AV content and temporal segments of AV content.
`AudioVisualRegion DS`	Describes spatio-temporal regions of AV content.

--`,,```,,,,````-`-`,,`,,`,`,,`---

© ISO/IEC 2003 – All rights reserved

Copyright International Organization for Standardization
Provided by IHS under license with ISO
No reproduction or networking permitted without license from IHS
Not for Resale

Tool	*Functionality*
`MultimediaSegment DS`	Describes multimedia content and the segments that form multimedia content.
`InkSegment DS`	Describes ink content and segments of ink content.
`AnalyticEditedVideoSegment DS`	Abstract base of the specialized segment DSs that describe edited video content from the analytic viewpoint.
`EditedVideo DS`	Describes edited video content and the segments of edited video content.
`AnalyticClip DS`	Abstract base of the specialized segment DSs that describe edited video clips from the analytic viewpoint.
`Shot DS`	Describes video segments that are delimited by global transitions.
`CompositionShot DS`	Describes video segments that are delimited by composition transitions.
`IntraCompositionShot DS`	Describes video segments that are delimited by internal transitions.
`AnalyticTransition DS`	Abstract base of the specialized segment DSs that describe transitions between video clips from the analytic viewpoint.
`GlobalTransition DS`	Describes global transitions of video content.
`CompositionTransition DS`	Describes composition transitions of video content.
`InternalTransition DS`	Describes internal transitions of video content.
`EditedMovingRegion DS`	Describes moving regions that correspond to edited video areas containing rushes or synthetic clips.

© ISO/IEC 2003 – All rights reserved
Copyright International Organization for Standardization
Provided by IHS under license with ISO
No reproduction or networking permitted without license from IHS
Not for Resale

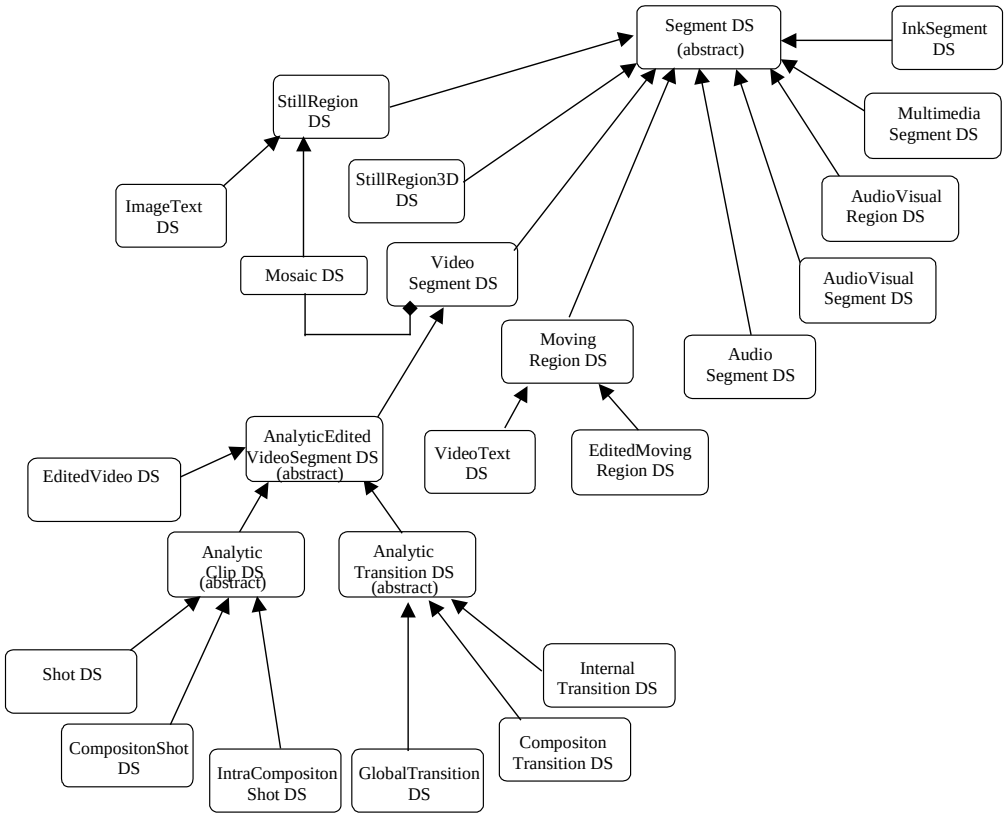

Figure 23 — Overview of the tools for describing segments of multimedia content

The segment attribute description tools describe the properties of segments such as creation information, media information, masks, matching hints, audio and visual features, and so forth.

The segment attribute description tools are summarized as follows:

Tool	*Functionality*
`CreationInformation DS`	Describes the creation and production information related to the segment. The `CreationInformation DS` is defined in clause 9.
`MediaInformation DS`	Describes the media information related to the segment. The `MediaInformation DS` is defined in clause 8.
`UsageInformation DS`	Describes the usage information related to the segment. The `UsageInformation DS` is defined in clause 10.
`Semantic DS`	Describes the semantic information related to the segment. The `Semantic DS` is defined in clause **12**.
`TextAnnotation datatype`	Describes text that annotates or describes the content of the segment. The `TextAnnotation datatype` is defined in clause 7.3.3.
`Mask D`	Abstract base of the specialized mask Ds.
`SpatialMask D`	Describes a mask in 2-D space.
`TemporalMask D`	Describes a mask in time.

© ISO/IEC 2003 – All rights reserved

Copyright International Organization for Standardization
Provided by IHS under license with ISO
No reproduction or networking permitted without license from IHS
Not for Resale

Tool	*Functionality*
`SpatioTemporalMask D`	Describes a mask in space and time.
`MediaSpaceMask D`	Describes a mask as a sequence of bytes.
`SceneGraphMask D`	Describes a mask of sub-graphs in a scene graph.
`OrderedGroupDataSetMask D`	Describes a mask from an ordered group dataset.
`MatchingHint D`	Describes hints for the matching of segments.
`PointOfView D`	Describes the relative importance of segments from a particular point of view.
`InkMediaInformation DS`	Describes media and creation information specific to ink content.
`HandWritingRecogInformation DS`	Describes hand-writing recognition information specific to ink content.
`HandWritingRecogResult DS`	Describes hand-writing recognition results information specific to ink content.

The segment decomposition tools describe the structural decomposition of segments of multimedia content. The `SegmentDecomposition DS` is the abstract tool that is the base of the specialized segment decomposition tools. The specialized decomposition tools extend the base `SegmentDecomposition DS` to describe the decomposition of specific types of multimedia content and their segments. Examples include spatial, temporal, spatio-temporal, and media source decompositions. Figure 24 provides an overview of the specific tools for describing different types of segment decompositions.

The segment decomposition tools are summarized as follows:

Tool	*Functionality*
Base segment decomposition tools	Abstract base of the specialized segment decomposition DSs.
Still region decomposition tools	Describes decompositions of still regions in space.
3D still region decomposition tools	Describes decompositions of 3D still regions in space.
Video segment decomposition tools	Describes decompositions of video segments in space, time, and media.
Moving region decomposition tools	Describes decompositions of moving regions in space, time, and media.
Ink segment decomposition tools	Describes decompositions of ink segments in space and time.
Audio segment decomposition tools	Describes decompositions of audio segments in time and media.
Audio-visual segment decomposition tools	Describes decompositions of AV segments in space, time, and media.
Audio-visual region decomposition tools	Describes decompositions of AV regions in space, time, and media.
Multimedia decomposition tools	Describes decompositions of multimedia segments in media.
Analytic edited video segment	Describes decompositions of analytic edited video segments in

--`,,```,,,,````-`-`,,`,,`,`,,`---
Copyright International Organization for Standardization
Provided by IHS under license with ISO
No reproduction or networking permitted without license from IHS
© ISO/IEC 2003 – All rights reserved
Not for Resale

Tool	*Functionality*
decomposition tools	space and time.
Edited video decomposition tools	Describes decompositions of edited video in time.
Shot decomposition tools	Describes decompositions of video shots in time.
Composition shot decomposition tools	Describes decompositions of video composition shots in time.
Intra-composition shot decomposition tools	Describes decompositions of video intra-composition shots in time.

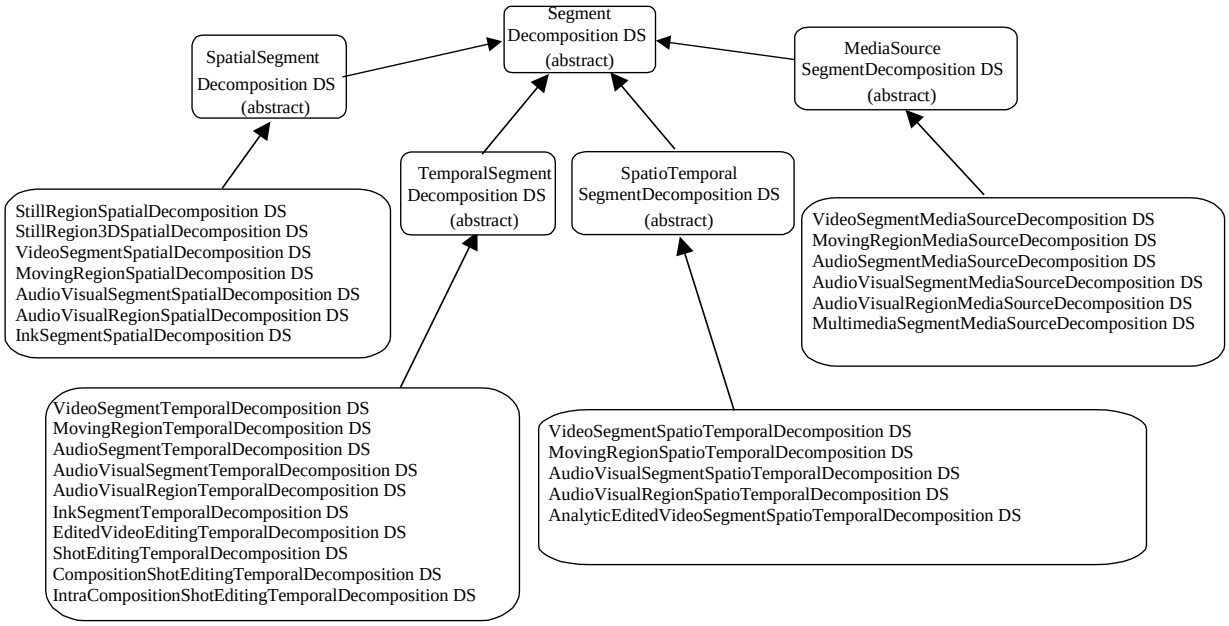

Figure 24 — Overview of the tools for describing structural decompositions of segments

The structural relation classification schemes describe spatial and temporal relations. The structural relations are defined in two classification schemes: the `TemporalRelation CS` and the `SpatialRelation CS`. The temporal and spatial relations apply to entities that have temporal or spatial attributes, respectively, which may be implicit or explicitly stated. The structural relation classification schemes should be used to describe the spatial and temporal relations among segments and semantic entities (see clause 12).

The structural relation classification schemes are summarized as follows:

Classification Scheme	*Functionality*
`TemporalRelation CS`	Describes temporal relations, which apply to entities that have time attributes, which may be implicit or explicitly stated.
`SpatialRelation CS`	Describes spatial relations, which apply to entities that have 2-D spatial attributes, which may be implicit or explicitly stated.

--`,,```,,,````-`-`,,`,,`,`,,`---
© ISO/IEC 2003 – All rights reserved
Copyright International Organization for Standardization
Provided by IHS under license with ISO
No reproduction or networking permitted without license from IHS
Not for Resale

11.1.2 Structure description example

Figure 25 shows an example of the use of the structure description tools for describing a video. In this example, the video is described using the `VideoSegment DS` (top). The temporal decomposition of the video into two video segments is described using the `VideoSegmentTemporalDecomposition DS`. The specific attributes of the different video segments are described using the segment attribute description tools. The following tools are used to describe the attributes of the whole video (top): `CreationInformation DS`, `MediaInformation DS`, `UsageInformation DS`, and `Semantic DS`. The following tools are used to describe the attributes of the moving region on the left: `TextAnnotation datatype`, `MediaTime datatype`, `MotionActivity D`, and other visual Ds. The following tools are used to describe the video segment on the right: `TextAnnotation datatype`, `SpatioTemporalMask D`, and other visual Ds. A relation between two moving regions is described using the `TemporalRelation CS`.

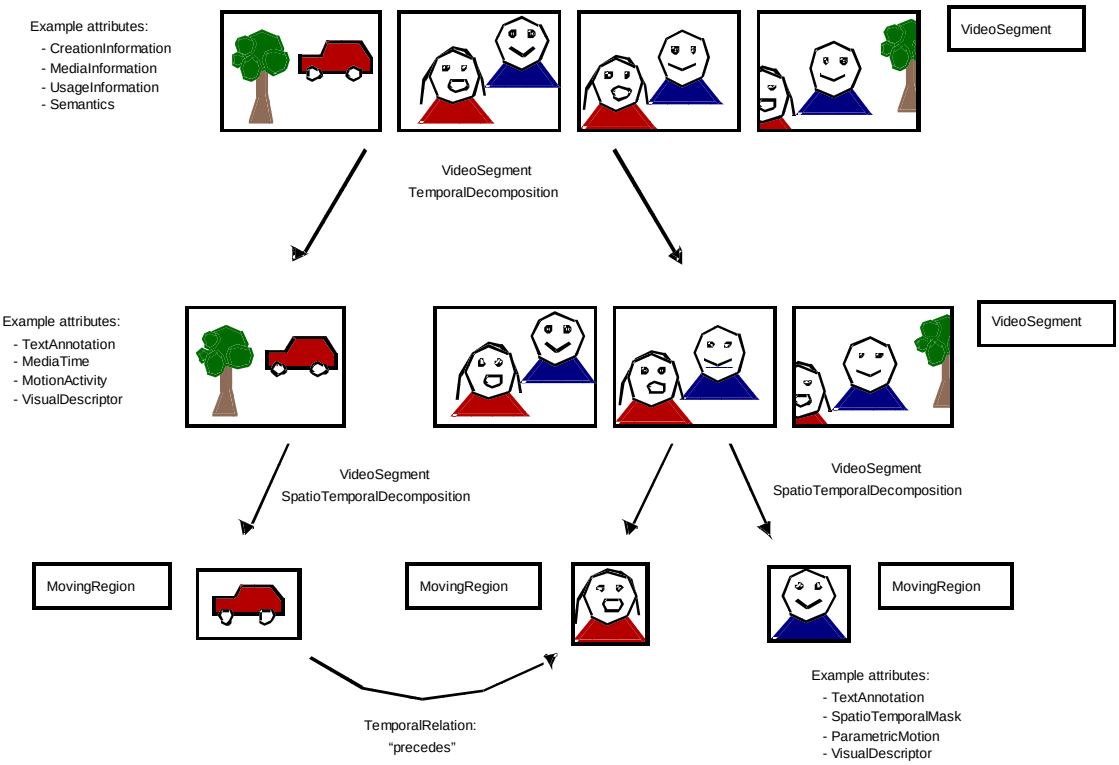

Figure 25 — Illustration of the description of a video segment using tools for describing the structure of multimedia content

11.2 Base segment description tools

11.2.1 Introduction

This subclause specifies abstract tools that provide the base tools for describing segments of multimedia content and segment decompositions. The following table summarizes the tools specified in this subclause. Figure 26 shows the organization of the base segment description tools. Figure 25 shows an example of the use of the specialized segment description tools for describing a video segment.

© ISO/IEC 2003 – All rights reserved
Copyright International Organization for Standardization
Provided by IHS under license with ISO
No reproduction or networking permitted without license from IHS
Not for Resale

Table 16 — Overview of the base segment description tools

Tool	*Functionality*
`Segment DS`	This tool is an abstract tool that provides the base of the tools that describe segments of multimedia content. The specialized segment description tools extend the `Segment DS`.
Base segment decomposition tools	Abstract tools that describe decompositions of segments. The base segment decomposition tools are given as follows: • `SegmentDecomposition DS`: abstract base of tools that describe decompositions of a segment. • `SpatialSegmentDecomposition DS`: abstract base of tools that describe spatial decompositions of a segment. • `TemporalSegmentDecomposition DS`: abstract base of tools that describe temporal decompositions of a segment. • `SpatioTemporalSegmentDecomposition DS`: abstract base of tools that describe spatio-temporal decompositions of segment. • `MediaSourceSegmentDecomposition DS`: abstract base of tools that describe media source decompositions of a segment.

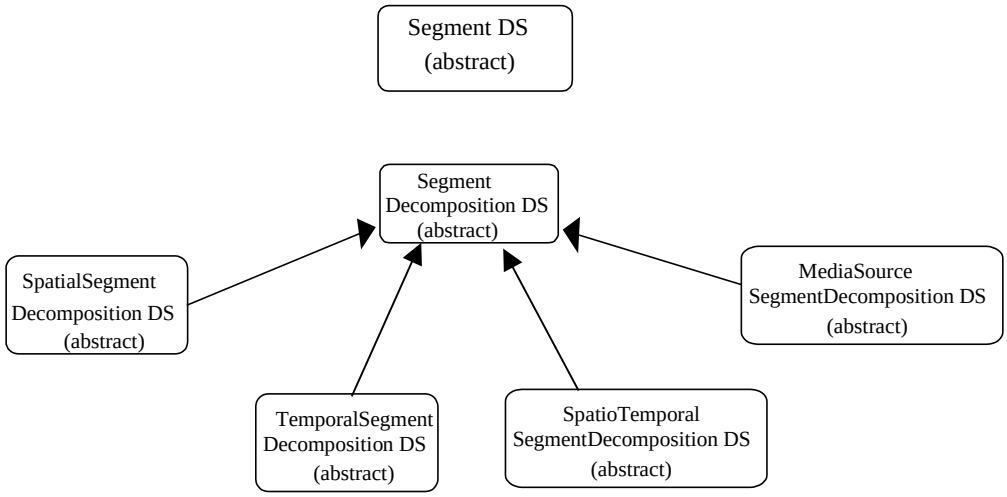

Figure 26 — Overview of the base tools for describing segments of multimedia content and segment decompositions

11.2.2 Segment DS

11.2.2.1 Introduction

The `Segment DS` is an abstract tool from which the specialized segment description tools are derived. The `Segment DS` describes the properties of segments, such as creation information, media information, usage information, semantic information, text annotation, matching hints, point of view descriptions, and so forth.

--`,,```,,,,````-`-`,,`,,`,`,,`---
© ISO/IEC 2003 – All rights reserved
Copyright International Organization for Standardization
Provided by IHS under license with ISO
No reproduction or networking permitted without license from IHS
Not for Resale

11.2.2.2 Segment DS syntax

```
<!-- ################################### -->
<!--  Definition of Segment DS (11.2.2)  -->
<!-- ################################### -->

<!-- Definition of Segment DS -->
<complexType name="SegmentType" abstract="true">
   <complexContent>
      <extension base="mpeg7:DSType">
         <sequence>
            <choice minOccurs="0">
               <element name="MediaInformation" type="mpeg7:MediaInformationType"/>
               <element name="MediaInformationRef" type="mpeg7:ReferenceType"/>
               <element name="MediaLocator" type="mpeg7:MediaLocatorType"/>
            </choice>
            <element name="StructuralUnit" type="mpeg7:ControlledTermUseType"
                     minOccurs="0"/>
            <choice minOccurs="0">
               <element name="CreationInformation"
                  type="mpeg7:CreationInformationType"/>
               <element name="CreationInformationRef" type="mpeg7:ReferenceType"/>
            </choice>
            <choice minOccurs="0">
               <element name="UsageInformation" type="mpeg7:UsageInformationType"/>
               <element name="UsageInformationRef" type="mpeg7:ReferenceType"/>
            </choice>
            <element name="TextAnnotation" minOccurs="0" maxOccurs="unbounded">
               <complexType>
                  <complexContent>
                     <extension base="mpeg7:TextAnnotationType">
                        <attribute name="type" use="optional">
                           <simpleType>
                              <union memberTypes=
                                    "mpeg7:termReferenceType string"/>
                           </simpleType>
                        </attribute>
                     </extension>
                  </complexContent>
               </complexType>
            </element>
            <choice minOccurs="0" maxOccurs="unbounded">
               <element name="Semantic" type="mpeg7:SemanticType"/>
               <element name="SemanticRef" type="mpeg7:ReferenceType"/>
            </choice>
            <element name="MatchingHint" type="mpeg7:MatchingHintType"
                     minOccurs="0" maxOccurs="unbounded"/>
            <element name="PointOfView" type="mpeg7:PointOfViewType"
                     minOccurs="0" maxOccurs="unbounded"/>
            <element name="Relation" type="mpeg7:RelationType"
                     minOccurs="0" maxOccurs="unbounded"/>
         </sequence>
      </extension>
   </complexContent>
</complexType>
```


Copyright International Organization for Standardization
Provided by IHS under license with ISO
No reproduction or networking permitted without license from IHS
Not for Resale
© ISO/IEC 2003 – All rights reserved

11.2.2.3 Segment DS semantics

Semantics of the SegmentType:

Name	*Definition*
SegmentType	Describes segments of multimedia content (abstract). The specialized segment description tools extend the Segment DS. SegmentType extends DSType.
MediaInformation	Describes the media information related to the segment (optional). MediaInformationType is defined in clause 8.
MediaInformationRef	Describes a reference to the description of media information related to the segment (optional).
MediaLocator	Describes a locator of the segment (optional). This MediaLocator is an alternative to the MediaLocator in MediaInformation, and provides a more direct way of describing media locator when a full description of media information is not needed.
StructuralUnit	Describes the role of the segment in the context of the multimedia content (optional). Examples of values of StructuralUnit include "story", "scene", and "shot". The values may depend on the particular form of the multimedia content, e.g., movie or news report (see Form in Classification DS).
CreationInformation	Describes the creation information related to the segment (optional). CreationInformationType is defined in clause 9.
CreationInformationRef	Describes a reference to the description of creation information related to the segment (optional).
UsageInformation	Describes the usage information related to the segment (optional). UsageInformationType is defined in clause 10.
UsageInformationRef	Describes a reference to the description of usage information related to the segment (optional).
TextAnnotation	Describes text that annotates or describes the content of the segment (optional).
type	Indicates the type or purpose of the textual annotation (optional). Examples of values of type include "scene description", "transcription", and "color description".
Semantic	Describes the semantics of the scene depicted in the segment including the semantics of the real-life or narrative entities depicted in, referenced by, symbolized in, or related to the segment (optional). SemanticType is defined in clause 12.
SemanticRef	Describes a reference to the description of semantic information related to the segment (optional).
MatchingHint	Describes the relative importance of instances of description tools in the Segment DS (or parts of instances of description tools) for matching segments (optional). A segment description can include multiple MatchingHint Ds to describe multiple matching criteria or different combinations of descriptors. MatchingHintType is defined in 11.3.3.
PointOfView	Describes the relative importance of the segment given a specific point of view (optional). PointOfViewType is defined in 11.3.4.
Relation	Describes a relation that the segment participates in (optional). The relations include structural relations defined in 11.10 and possibly other relations.

© ISO/IEC 2003 – All rights reserved

Copyright International Organization for Standardization
Provided by IHS under license with ISO
No reproduction or networking permitted without license from IHS
Not for Resale

11.2.2.4 Segment connectivity

Since segments of multimedia content are not always connected or connected in space or time, the composition of the individual connected components that form a segment are described using masks in space and/or time. The `TemporalMask D`, `SpatialMask D`, and `SpatioTemporalMask D` describe masks in time, space, and space and time, respectively, which allow the boundaries and composition of the segments to be described. The different types of connectivity of segments are defined as follows:

- A **temporally connected segment** is a contiguous segment over a temporal interval. Examples include a continuous group of frames from a video, or a temporal sequence of samples of audio.
- A **spatially connected segment** is a contiguous spatial region. An example is a contiguous set of pixels of an image.
- A **spatio-temporally connected segment** is a spatio-temporal segment that (1) appears in a temporally connected segment, and (2) is formed from spatially connected segments at each time instant.

Figure 27 and Figure 28 illustrate examples of segments and their connectivity. Figure 27(a) illustrates a temporally connected segment. Figure 27(b) illustrates a spatially connected segment. Figure 27(c) illustrates a temporally non-connected segment composed of three temporally connected components. Figure 27(d) illustrates a spatially non-connected segment composed of three spatially connected segments.

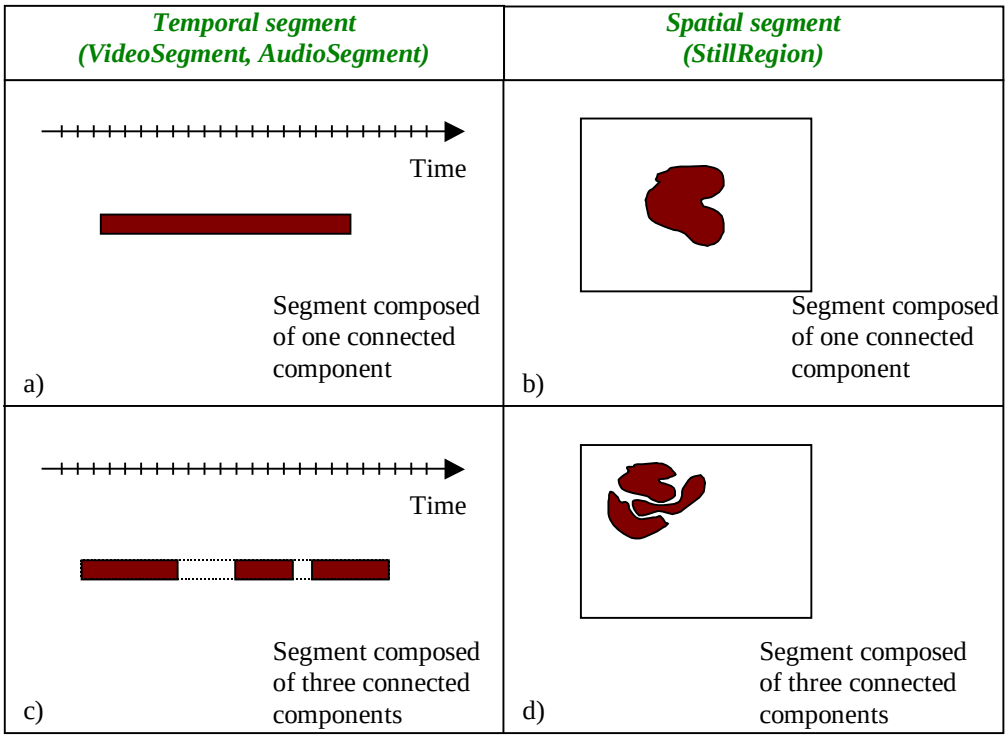

Figure 27 — Examples of the spatial and temporal connectivity of segments: (a) and (b) segments composed of one single connected component; (c) and (d) segments composed of three connected components

Copyright International Organization for Standardization
Provided by IHS under license with ISO
No reproduction or networking permitted without license from IHS
Not for Resale
© ISO/IEC 2003 – All rights reserved

Figure 28(a) illustrates a spatio-temporally connected segment. Figure 28(a) illustrates a spatio-temporally non-connected segment.

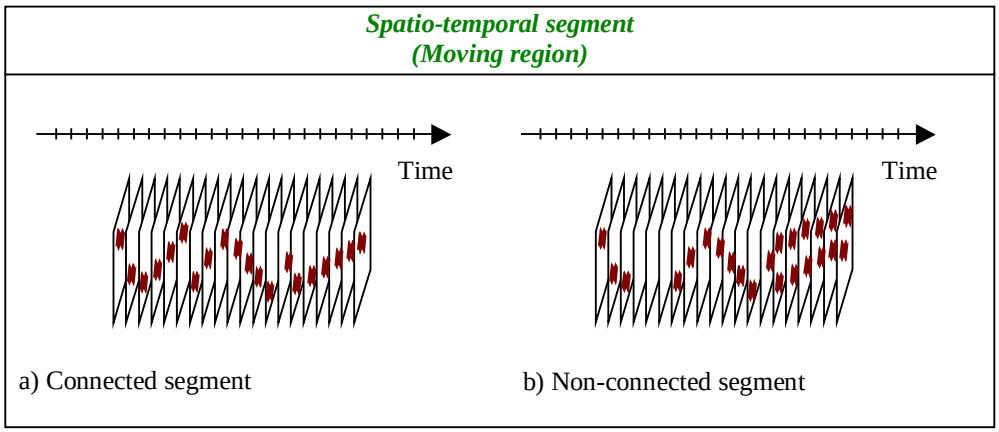

Figure 28 — Examples of the spatio-temporal connectivity of segments: (a) connected segment; (b) non-connected segment

The masks are used to describe the formation and boundaries of the segments. However, the masks do not allow the segment attributes to be applied to the individual components of each mask. In order to describe the attributes of the components of a segment, the segments should be decomposed using the segment decomposition tools in order to allow the `Segment DS` to be used for describing each sub-segment resulting from the decomposition of the segment.

11.2.3 Base segment decomposition tools

11.2.3.1 Introduction

The `SegmentDecomposition DS` is an abstract tool forms the base tool for the specific segment decomposition tools that describe decompositions of segments. The `SpatialSegmentDecomposition DS`, `TemporalSegmentDecomposition DS`, `SpatioTemporalSegmentDecomposition DS`, and `MediaSourceSegmentDecomposition DS` are abstract tools that extend the `SegmentDecomposition DS` for describing the spatial, temporal, spatio-temporal, and media source decompositions of segments, respectively.

11.2.3.2 Base segment decomposition tools syntax

```
<!-- ################################################ -->
<!--  Definition of SegmentDecomposition DS (11.2.3)  -->
<!-- ################################################ -->

<!-- Definition of SegmentDecomposition DS -->
<complexType name="SegmentDecompositionType" abstract="true">
   <complexContent>
      <extension base="mpeg7:DSType">
         <attribute name="criteria" type="string" use="optional"/>
         <attribute name="overlap" type="boolean" use="optional" default="false"/>
         <attribute name="gap" type="boolean" use="optional" default="false"/>
      </extension>
   </complexContent>
</complexType>

<!-- Definition of SpatialSegmentDecomposition DS -->
<complexType name="SpatialSegmentDecompositionType" abstract="true">
   <complexContent>
```

© ISO/IEC 2003 – All rights reserved
Copyright International Organization for Standardization
Provided by IHS under license with ISO
No reproduction or networking permitted without license from IHS
Not for Resale

```
      <extension base="mpeg7:SegmentDecompositionType"/>
   </complexContent>
</complexType>

<!-- Definition of TemporalSegmentDecomposition DS -->
<complexType name="TemporalSegmentDecompositionType" abstract="true">
   <complexContent>
      <extension base="mpeg7:SegmentDecompositionType"/>
   </complexContent>
</complexType>

<!-- Definition of SpatioTemporalSegmentDecomposition DS -->
<complexType name="SpatioTemporalSegmentDecompositionType" abstract="true">
   <complexContent>
      <extension base="mpeg7:SegmentDecompositionType"/>
   </complexContent>
</complexType>

<!-- Definition of MediaSourceSegmentDecomposition DS -->
<complexType name="MediaSourceSegmentDecompositionType" abstract="true">
   <complexContent>
      <extension base="mpeg7:SegmentDecompositionType"/>
   </complexContent>
</complexType>
```

11.2.3.3 Base segment decomposition tools semantics

Semantics of the `SegmentDecompositionType`:

Name	*Definition*
`SegmentDecompositionType`	Describes decompositions of segments (abstract). The specialized segment decomposition tools extend the `SegmentDecomposition DS`. `SegmentDecompositionType` extends `DSType`. A segment decomposition requires that the union of the extents defined by the sub-segments does not extend beyond the extents defined by the parent segment.
`criteria`	Indicates the criteria used in the segment decomposition (optional). Examples of criteria include "color homogenity" and "camera motion type."
`overlap`	Indicates whether or not the segments resulting from the segment decomposition overlap in space and/or time. This attribute value is "false" by default.
`gap`	Indicates whether or not the segments resulting from the segment decomposition leave gaps with respect to the parent segment. A segment decomposition has gaps if the union of the child sub-segments does not correspond exactly to the parent segment. This attribute value is "false" by default.

© ISO/IEC 2003 – All rights reserved
Copyright International Organization for Standardization
Provided by IHS under license with ISO
No reproduction or networking permitted without license from IHS
Not for Resale

Semantics of the SpatialSegmentDecompositionType:

Name	*Definition*
SpatialSegmentDecompositionType	Abstract type from which the specialized spatial segment decomposition DSs are derived. The SpatialSegmentDecomposition DS describes a spatial decomposition of a segment. SpatialSegmentDecompositionType extends SegmentDecompositionType.

Semantics of the TemporalSegmentDecompositionType:

Name	*Definition*
TemporalSegmentDecompositionType	Abstract type from which the specialized temporal segment decomposition DSs are derived. The TemporalSegmentDecomposition DS describes a temporal decomposition of a segment. TemporalSegmentDecompositionType extends SegmentDecompositionType.

Semantics of the SpatioTemporalSegmentDecompositionType:

Name	*Definition*
SpatioTemporalSegmentDecompositionType	Abstract type from which the specialized spatio-temporal segment decomposition DSs are derived. The SpatioTemporalSegmentDecomposition DS describes a spatio-temporal decomposition of a segment. SpatioTemporalSegmentDecompositionType extends SegmentDecompositionType.

Semantics of the MediaSourceSegmentDecompositionType:

Name	*Definition*
MediaSourceSegmentDecompositionType	Abstract type from which the specialized media source segment decomposition DSs are derived. The MediaSourceSegmentDecomposition DS describes a media source decomposition of a segment. MediaSourceSegmentDecompositionType extends SegmentDecompositionType.

11.2.3.4 Segment decomposition type

11.2.3.4.1 Introduction

The segment decomposition tools describe decompositions of segments. The segment decompositions can be recursive and form a tree hierarchy of segments. For example, a segment tree description of a video can be

© ISO/IEC 2003 – All rights reserved

Copyright International Organization for Standardization
Provided by IHS under license with ISO
No reproduction or networking permitted without license from IHS
Not for Resale

produced to describe the hierarchical organization of the video into scenes, shots, and sub-shots. Similar decompositions can be formed temporally for audio, spatially for images, and spatio-temporally for video. Specialized segment decomposition tools describe the decomposition of a segment into constituent media tracks or media sources. For example, the media decompositions can apply to AV content containing multiple audio tracks for stereo surround sound or multiple video tracks for different camera viewpoints.

The segment decomposition tools can also describe directed acyclic graph types of segment decompositions in which the same child segment has multiple parent segments. The child segment description may be referenced from the multiple descriptions of segment decomposition tools.

11.2.3.4.2 Overlap and gap in segment decomposition

The `SegmentDecomposition DS` requires that the extent of the union of the children segments does not extend beyond the extent of the parent segment. For example, in the temporal decomposition of the parent segment in Figure 29(a) into three child segments, the children segments do not extend beyond the temporal extent of the parent segment. However, the decomposition of a segment may have gaps or overlaps between the segments resulting from the decomposition as follows:

- No gaps, no overlaps (partition in the mathematical sense)
- No gaps, overlaps
- Gaps, no overlaps
- Gaps, overlaps

Figure 29 shows examples of decompositions of temporal segments that illustrate the concepts of gaps and overlaps. Figure 29(a) and Figure 29(b) depict decompositions that do not have gaps or overlaps. In both cases the union of the extents of the child sub-segments corresponds exactly to the extent of the parent segment and the intersection among any pair of child sub-segments is empty. This applies also in this case shown in Figure 29(b) in which the parent is itself not connected. Figure 29(c) shows a decomposition with gaps but no overlaps. Finally, Figure 29(d) illustrates a more complex case where the parent is composed of two connected components and is decomposed with gaps and overlaps in three children: the first one is itself composed of two connected components, while the two remaining children are composed of a single connected component. These examples also demonstrate the fact that segment connectivity is independent of the segment decomposition: a non-connected segment can be decomposed with no gaps and a connected segment can be decomposed with gaps.

--`,,```,,,,````-`-`,,`,,`,`,,`---

© ISO/IEC 2003 – All rights reserved
Copyright International Organization for Standardization
Provided by IHS under license with ISO
No reproduction or networking permitted without license from IHS
Not for Resale

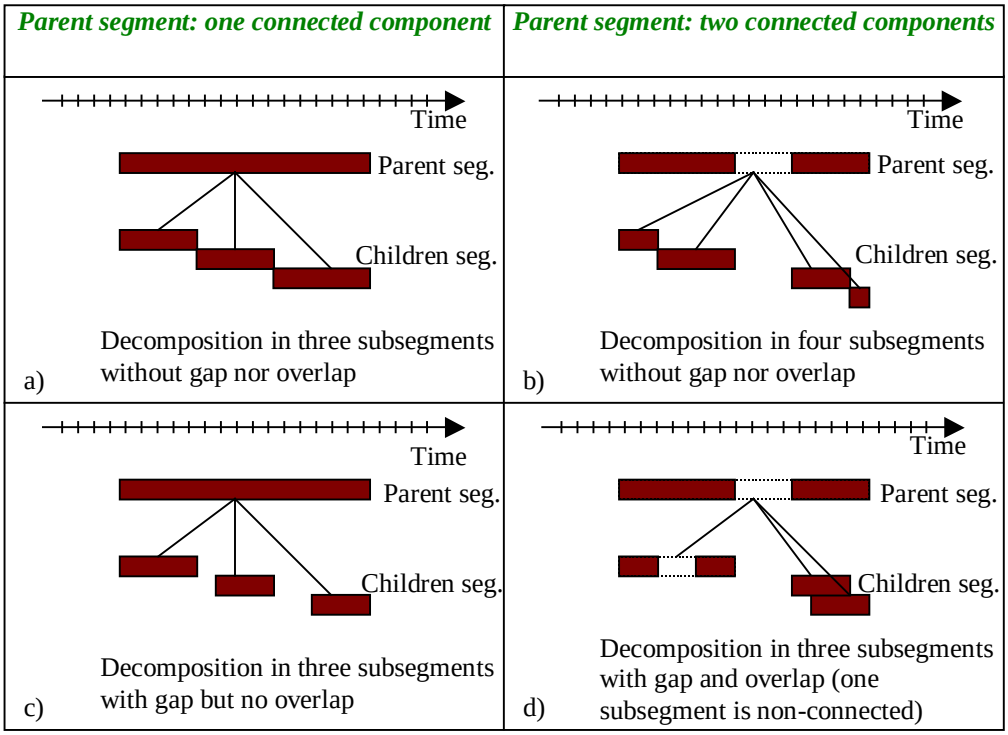

Figure 29 — Examples of temporal segment decompositions: a) and b) segment decompositions with neither gaps nor overlaps; c) and d) segment decompositions with gaps or overlaps

11.2.3.4.3 Segment decomposition constraints

The applicability of the specialized segment decompositions to the different types of segments is limited as shown in Figure 30. Each `Segment DS` in the figure represents itself and the types extended from it, except where defined differently. For example, as shown in Figure 30, a still region can only be decomposed in space into other still regions including image texts. However, the `Mosaic DS` is a special case of `StillRegion DS` that cannot result from any segment decomposition. In Figure 30, the following notation is used: "time" = temporal decomposition; "space" = spatial decomposition; "spaceTime" = spatio-temporal decomposition; and "media" = media source decomposition.

Note: a segment may be decomposed into one or more sub-segments of different types, e.g. a video segment may be decomposed into still regions and moving regions, which may be decomposed into still regions at the same time. However, all the combinations of parent segment type, segment decomposition type, and child segment type are not valid. For example, an audio segment can only be decomposed in time or media into other audio segments; the spatial decomposition of an audio segment into still regions is not valid.

--`,,```,,,,````-`-`,,`,,`,`,,`---

© ISO/IEC 2003 – All rights reserved

Copyright International Organization for Standardization
Provided by IHS under license with ISO
No reproduction or networking permitted without license from IHS
Not for Resale

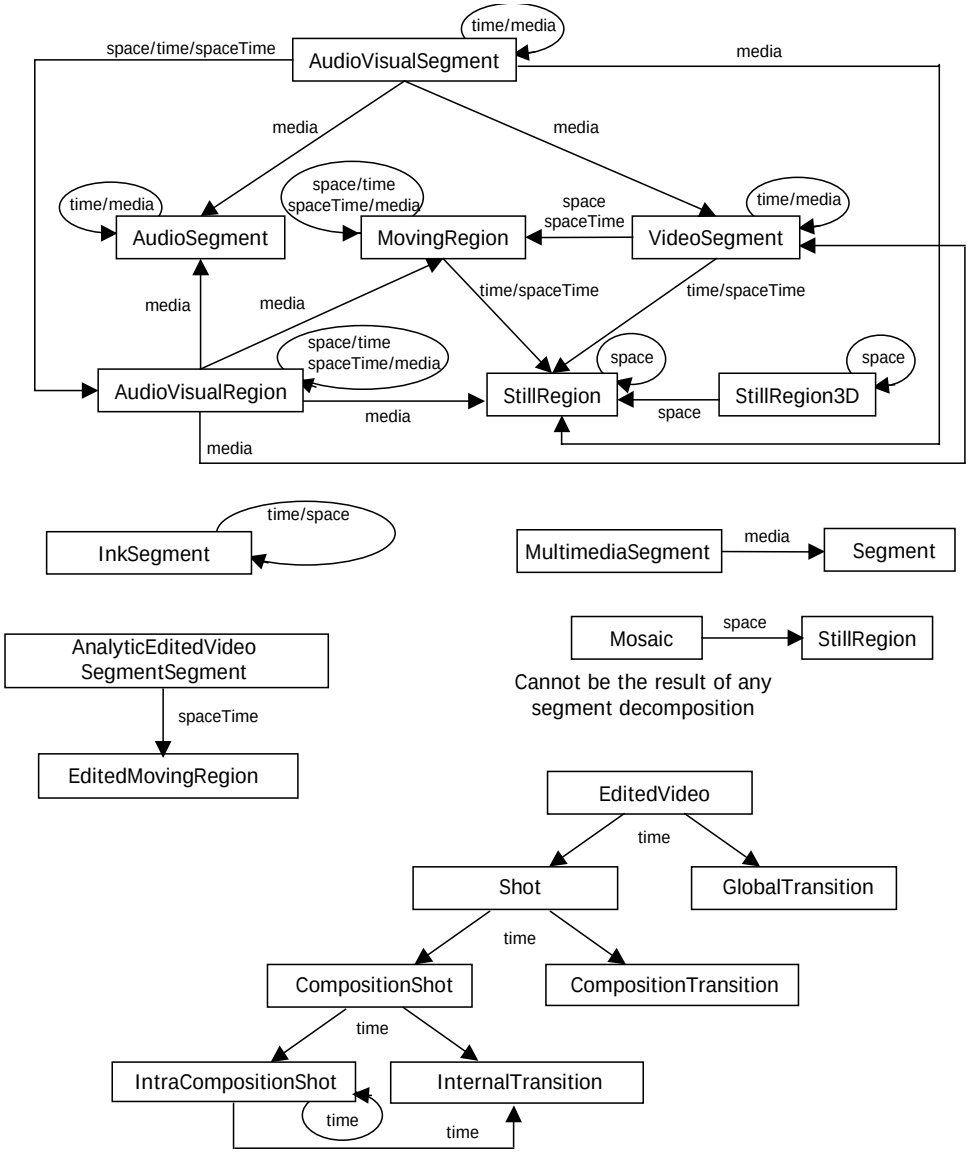

Figure 30 — Overview of the valid types of segment decompositions among the specialized `Segment DS`s

11.3 Segment attribute description tools

11.3.1 Introduction

This subclause specifies tools for describing attributes of multimedia segments including masks, matching hints, and point of view descriptions. The following table summarizes the segment attribute description tools:

Table 17 — Overview of the segment attribute description tools

Tool	*Functionality*
Segment mask description tools	Describe masks of multimedia data (images, video, audio, scenes, byte streams). These tools apply to the specialized segment description tools.
`MatchingHint D`	Describes the relative importance of instances of audio and visual description tools (or parts of instances of audio and visual description tools) in a `Segment DS`

© ISO/IEC 2003 – All rights reserved
Copyright International Organization for Standardization
Provided by IHS under license with ISO
No reproduction or networking permitted without license from IHS
Not for Resale

Tool	*Functionality*
	description for matching. This tool applies to the `Segment DS`.
`PointOfView D`	This tool describes the relative importance of segments given a specific viewpoint. This tool applies to the `Segment DS`.

11.3.2 Segment mask description tools

11.3.2.1 Introduction

This subclause specifies tools for describing masks of multimedia data (images, video, audio, scenes, byte streams). Figure 35 shows the organization of the mask description tools, which are summarized Table 18.

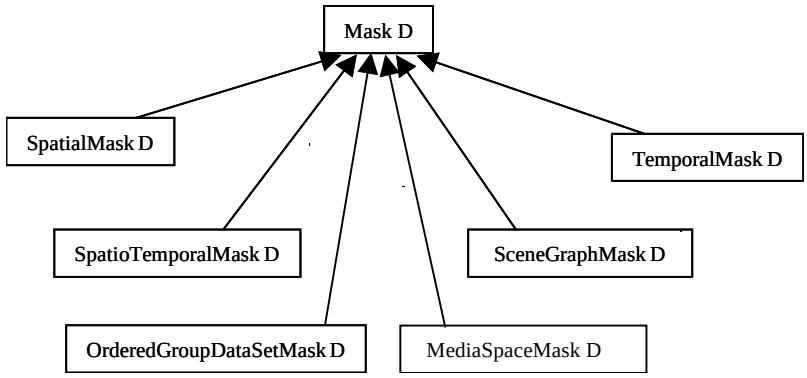

Figure 31 — Organization of segment mask description tools

Table 18 — Overview of the mask description tools

Tool	*Functionality*
`Mask D`	This tool describes masks of multimedia data. `MaskType` is the abstract base type for the specialized mask types.
`SpatialMask D`	This tool describes a mask in 2-D space. The `SpatialMask D` can be used to describe the spatial boundaries of regions in images or video frames.
`TemporalMask D`	This tool describes a mask in time. The `TemporalMask D` can be used to describe temporal interval information of segments of audio or video.
`SpatioTemporalMask D`	This tool describes a mask in space and time. The `SpatioTemporalMask D` can be used to describe together the spatio-temporal boundary information of regions in a video sequence.
`MediaSpaceMask D`	This tool describes a mask as a sequence of bytes. The `MediaSpaceMask D` can be used to describe a set of byte-ranges from a byte-stream representation of multimedia data.
`SceneGraphMask D`	This tool describes a mask of sub-graphs in a scene graph. The `SceneGraphMask D` can be used to describe a set of sub-graphs from a scene graph representation of multimedia data.

© ISO/IEC 2003 – All rights reserved

Copyright International Organization for Standardization
Provided by IHS under license with ISO
No reproduction or networking permitted without license from IHS
Not for Resale

OrderedGroupDataSetMask D	This tool describes a mask from an ordered group dataset. The OrderedGroupDataSetMask D can be used to describe a set of nodes or other units from an ordered group dataset of multimedia data.

11.3.2.2 Mask D

11.3.2.2.1 Introduction

The Mask D describes a mask of multimedia data. MaskType is the abstract base type for the specialized mask types.

11.3.2.2.2 Mask D syntax

```
<!-- ################################## -->
<!--  Definition of Mask D (11.3.2.2)  -->
<!-- ################################## -->

<!-- Definition of Mask D -->
<complexType name="MaskType" abstract="true">
   <complexContent>
      <extension base="mpeg7:DType"/>
   </complexContent>
</complexType>
```

11.3.2.2.3 Mask D semantics

Semantics of the MaskType:

Name	*Definition*
MaskType	Identifies the boundaries of sub-regions, sub-intervals, and other kinds of units of multimedia content that can be identified by applying a mask to the multimedia data (abstract). MaskType extends DType.

11.3.2.3 SpatialMask D

11.3.2.3.1 Introduction

The SpatialMask D describes a mask in 2-D space. The spatial mask is comprised of an unbounded set of sub-regions, where each sub-region is described using the RegionLocator D (defined in ISO/IEC 15398-3). The SpatialMask D is used by the StillRegion DS to describe the boundary of a region within an image or video frame using a bounding box or polygon (see 11.4.2).

11.3.2.3.2 SpatialMask D syntax

```
<!-- ###################################### -->
<!--  Definition of SpatialMask D (11.3.2.3)  -->
<!-- ###################################### -->

<!-- Definition of SpatialMask D -->
<complexType name="SpatialMaskType">
   <complexContent>
```


--`,,```,,,,````-`-`,,`,,`,`,,`---
Copyright International Organization for Standardization
Provided by IHS under license with ISO
No reproduction or networking permitted without license from IHS
Not for Resale
© ISO/IEC 2003 – All rights reserved

```
        <extension base="mpeg7:MaskType">
            <sequence>
                <element name="SubRegion" type="mpeg7:RegionLocatorType"
                    minOccurs="1" maxOccurs="unbounded"/>
            </sequence>
        </extension>
    </complexContent>
</complexType>
```

11.3.2.3.3 SpatialMask D semantics

Semantics of the `SpatialMaskType`:

Name	*Definition*
`SpatialMaskType`	Describes a mask in 2-D space, which can be used to describe the spatial boundaries of regions in images or video frames. `SpatialMaskType` extends `MaskType`.
`SubRegion`	Describes the unbounded set of sub-regions that comprise the mask. Each sub-region is described using `RegionLocatorType` (defined in ISO/IEC 15398-3).

11.3.2.3.4 SpatialMask D examples (informative)

The following example illustrates the use of the `SpatialMask D` for describing the spatial mask shown in Figure 27(d), which consists of three spatially connected sub-regions. Each sub-region is described using a polygon that denotes its boundary.

```
<SpatialMask>
    <SubRegion>
        <Polygon>
            <Coords mpeg7:dim="2 5"> 5 25 10 20 15 15 10 10 5 15 </Coords>
        </Polygon>
    </SubRegion>
    <SubRegion>
        <Polygon>
            <Coords mpeg7:dim="2 6"> 7 24 15 24 20 27 18 25 15 22 7 22 </Coords>
        </Polygon>
    </SubRegion>
    <SubRegion>
        <Polygon>
            <Coords mpeg7:dim="2 4"> 7 30 15 30 15 25 7 25</Coords>
        </Polygon>
    </SubRegion>
</SpatialMask>
```

11.3.2.4 TemporalMask D

11.3.2.4.1 Introduction

The `TemporalMask D` describes a mask in time. The temporal mask is comprised of an unbounded set of sub-intervals, where each sub-interval is described using the `MediaTime datatype`, which describes a media time point or interval.

© ISO/IEC 2003 – All rights reserved

Copyright International Organization for Standardization
Provided by IHS under license with ISO
No reproduction or networking permitted without license from IHS
Not for Resale

11.3.2.4.2 TemporalMask D syntax

```
<!-- ######################################### -->
<!--  Definition of TemporalMask D (11.3.2.4)  -->
<!-- ######################################### -->

<!-- Definition of TemporalMask D -->
<complexType name="TemporalMaskType">
   <complexContent>
      <extension base="mpeg7:MaskType">
         <sequence>
            <element name="SubInterval" type="mpeg7:MediaTimeType"
               minOccurs="1" maxOccurs="unbounded"/>
         </sequence>
      </extension>
   </complexContent>
</complexType>
```

11.3.2.4.3 TemporalMask D semantics

Semantics of the `TemporalMaskType`:

Name	*Definition*
`TemporalMaskType`	Describes a mask in time, which can be used to describe the temporal boundaries of segments in audio and video data. `TemporalMaskType` extends `MaskType`.
`SubInterval`	Describes the unbounded set of sub-intervals, where each sub-interval is described using `MediaTimeType`, which describes a media time point or interval.

11.3.2.4.4 TemporalMask D examples (informative)

The following example illustrates the use of the `TemporalMask D` for describing the temporal mask shown in Figure 29(b), which consists of two temporally connected sub-intervals. Each sub-interval is described using a media time description (time point and duration) that denotes its boundaries in time.

```
<TemporalMask>
   <SubInterval>
      <MediaTimePoint>T00:00:00</MediaTimePoint>
      <MediaDuration>PT6M</MediaDuration>
   </SubInterval>
   <SubInterval>
      <MediaTimePoint>T00:07:00</MediaTimePoint>
      <MediaDuration>PT3M</MediaDuration>
   </SubInterval>
</TemporalMask>
```

11.3.2.5 SpatioTemporalMask D

11.3.2.5.1 Introduction

The `SpatioTemporalMask D` describes a mask in space and time. The spatio-temporal mask is comprised of an unbounded set of sub-regions, where each sub-region is described using the `SpatioTemporalLocator D`

Copyright International Organization for Standardization
Provided by IHS under license with ISO
No reproduction or networking permitted without license from IHS
Not for Resale
© ISO/IEC 2003 – All rights reserved

(defined in ISO/IEC 15938-3). The SpatioTemporalMask D is used by the MovingRegion DS to describe the spatio-temporal boundary of a moving region within a video sequence (see 11.4.10).

11.3.2.5.2 SpatioTemporalMask D syntax

```
<!-- ################################################ -->
<!--  Definition of SpatioTemporalMask D (11.3.2.5)   -->
<!-- ################################################ -->

<!-- Definition of SpatioTemporalMask D -->
<complexType name="SpatioTemporalMaskType">
   <complexContent>
      <extension base="mpeg7:MaskType">
         <sequence>
            <element name="SubRegion" type="mpeg7:SpatioTemporalLocatorType"
               minOccurs="1" maxOccurs="unbounded"/>
         </sequence>
      </extension>
   </complexContent>
</complexType>
```

11.3.2.5.3 SpatioTemporalMask D semantics

Semantics of the SpatioTemporalMaskType:

Name	*Definition*
SpatioTemporalMaskType	Describes a mask in space and time, which can be used to describe together the spatio-temporal boundary information of regions in a video sequence. SpatioTemporalMaskType extends MaskType.
SubRegion	Describes the unbounded set of sub-regions that comprise the spatio-temporal mask. Each sub-region is described using SpatioTemporalLocatorType (defined in ISO/IEC 15938-3).

11.3.2.5.4 SpatioTemporalMask D examples (informative)

The following example illustrates the use of the SpatioTemporalMask D for describing a spatio-temporal mask comprised of two spatio-temporal sub-regions. Each sub-region is described by trajectories of the representative points of a reference region using a spatio-temporal locator description.

```
<SpatioTemporalMask>
   <SubRegion>
      <FigureTrajectory type="rectangle">
         <MediaTime>
            <MediaTimePoint>T00:00:15</MediaTimePoint>
            <MediaDuration>PT1M15S</MediaDuration>
         </MediaTime>
         <Vertex><!-- more elements here --></Vertex>
         <Vertex><!-- more elements here --></Vertex>
         <Vertex><!-- more elements here --></Vertex>
         <!-- more elements here -->
      </FigureTrajectory>
   </SubRegion>
   <SubRegion>
```

© ISO/IEC 2003 – All rights reserved

Copyright International Organization for Standardization
Provided by IHS under license with ISO
No reproduction or networking permitted without license from IHS
Not for Resale

```
        <FigureTrajectory type="ellipse">
            <MediaTime>
                <MediaTimePoint>T00:14:00</MediaTimePoint>
                <MediaDuration>PT1M7S</MediaDuration>
            </MediaTime>
            <Vertex><!-- more elements here --></Vertex>
            <Vertex><!-- more elements here --></Vertex>
            <Vertex><!-- more elements here --></Vertex>
            <!-- more elements here -->
        </FigureTrajectory>
    </SubRegion>
</SpatioTemporalMask>
```

11.3.2.6 MediaSpaceMask D

11.3.2.6.1 Introduction

The MediaSpaceMask D describes a mask as a sequence of bytes. The MediaSpaceMask D can be used to describe a set of byte-ranges from a byte-stream representation of multimedia data. The MediaSpaceMask D allows a mask to be described by pointing and segmenting the media data directly without parsing the content.

11.3.2.6.2 MediaSpaceMask D syntax

```
<!-- ############################################ -->
<!--  Definition of MediaSpaceMask D (11.3.2.6)  -->
<!-- ############################################ -->

<!-- Definition of MediaSpaceMask D -->
<complexType name="MediaSpaceMaskType">
    <complexContent>
        <extension base="mpeg7:MaskType">
            <sequence>
                <element name="SubInterval" minOccurs="1" maxOccurs="unbounded">
                    <complexType>
                        <attribute name="offset"
                            type="nonNegativeInteger" use="required"/>
                        <attribute name="length" type="positiveInteger" use="optional"/>
                    </complexType>
                </element>
            </sequence>
        </extension>
    </complexContent>
</complexType>
```

11.3.2.6.3 MediaSpaceMask D semantics

Semantics of the MediaSpaceMaskType:

Name	*Definition*
MediaSpaceMaskType	Describes a mask as a sequence of bytes, which can be used to describe a set of byte-ranges from a byte-stream representation of multimedia data. MediaSpaceMaskType extends MaskType.
SubInterval	Describes a set of sub-intervals of bytes by describing the byte offset and byte length of each sub-interval.

© ISO/IEC 2003 – All rights reserved
Copyright International Organization for Standardization
Provided by IHS under license with ISO
No reproduction or networking permitted without license from IHS
Not for Resale

Name	*Definition*
`offset`	Indicates the byte offset of the sub-interval. The byte offset specifies the number of bytes to be skipped from the beginning of the byte stream in order to reach the start of the sub-interval.
`length`	Indicates the length of the sub-interval in number of bytes (optional). If the byte length is not specified, the end of the sub-interval is the end of the byte stream.

11.3.2.6.4 MediaSpaceMask D examples (informative)

The following example illustrates the use of the `MediaSpaceMask D` for describing a media space mask consisting of two sub-intervals from the media stream shown in Figure 32.

```
<MediaSpaceMask>
   <SubInterval offset="105" length="34"/>
   <SubInterval offset="167" length="50"/>
</MediaSpaceMask>
```

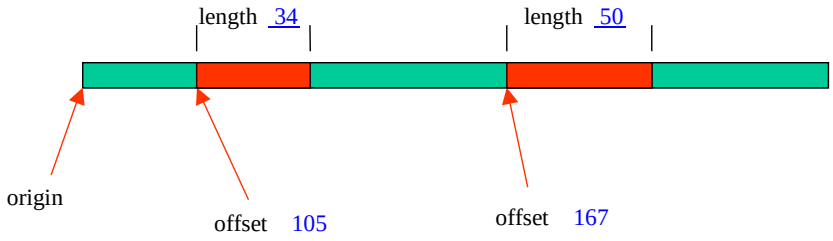

Figure 32 — Example of a media space mask

11.3.2.7 SceneGraphMask D

11.3.2.7.1 Introduction

The `SceneGraphMask D` describes a mask of sub-graphs in a scene graph. The scene graph mask is comprised of an unbounded set of sub-graphs, which can be identified by reference or sub-graph number. The `SceneGraphMask D` can be used to describe a set of sub-graphs from a scene graph representation of multimedia data.

11.3.2.7.2 SceneGraphMask D syntax

```
<!-- ########################################### -->
<!--  Definition of SceneGraphMask D (11.3.2.7)  -->
<!-- ########################################### -->

<!-- Definition of SceneGraphMask D -->
<complexType name="SceneGraphMaskType">
   <complexContent>
      <extension base="mpeg7:MaskType">
         <choice minOccurs="1" maxOccurs="unbounded">
            <element name="SubGraph" type="anyURI"/>
```

--`,,```,,,,````-`-`,,`,,`,`,,`---
© ISO/IEC 2003 – All rights reserved
Copyright International Organization for Standardization
Provided by IHS under license with ISO
No reproduction or networking permitted without license from IHS
Not for Resale

```
            <element name="SubGraphNum" type="nonNegativeInteger"/>
          </choice>
        </extension>
      </complexContent>
</complexType>
```

11.3.2.7.3 SceneGraphMask D semantics

Semantics of the `SceneGraphMaskType`:

Name	*Definition*
`SceneGraphMaskType`	Describes a mask of sub-graphs in a scene graph, which can be used to describe a set of sub-graphs from a scene graph representation of multimedia data. `SceneGraphMaskType` extends `MaskType`.
`SubGraph`	Describes a set of sub-graphs in the scene graph mask by pointing to the URI address of each sub-graph's root node.
`SubGraphNum`	Identifies the scene graph number of a sub-graph's root node. The sub-graphs are numbered in the scene graph starting at 0 for the root node and traversing in bread-first ordering.

11.3.2.7.4 SceneGraphMask D examples (informative)

The following example illustrates the use of the `SceneGraphMask D` for describing a scene graph mask comprised of two sub-graphs (#1 and #21) from the scene graph shown in Figure 33.

```
<SceneGraphMask>
    <SubGraphNum>1</SubGraphNum>
    <SubGraphNum>21</SubGraphNum>
</SceneGraphMask>
```

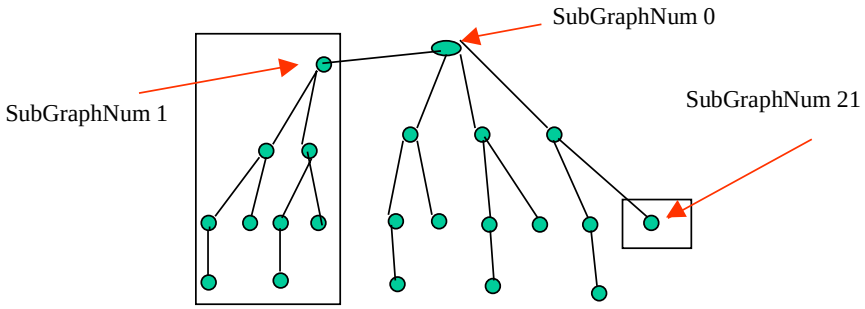

Figure 33 — Example of a scene graph mask

Copyright International Organization for Standardization
Provided by IHS under license with ISO
No reproduction or networking permitted without license from IHS
Not for Resale
© ISO/IEC 2003 – All rights reserved

11.3.2.8 OrderedGroupDataSetMask D

11.3.2.8.1 Introduction

The `OrderedGroupDataSetMask D` describes a mask of sub-intervals in an ordered group dataset. The ordered group data set mask is comprised of an unbounded set of sub-intervals, each of which identifies a component layer and unit of content. The `OrderedGroupDataSetMask D` can be used to describe a mask of content that is organized as an ordered grouping data structure, such as ink content or an MPEG4/VRML scene graph.

For example, ink content can be organized into an ordered grouping data structure in which the component layer gives the strokes, and the unit layer gives the ink data points within each stroke. For MPEG4 or VRML content, each sub-graph can be described as a set, and each leaf node under the sub-graph can be described as a component. As a result, the `startComponent` and `endComponent` attributes can be used to locate a subset of leaf nodes under a sub-graph.

11.3.2.8.2 OrderedGroupDataSetMask D syntax

```
<!-- ################################################## -->
<!--  Definition of OrderedGroupDataSetMask D (11.3.2.8)  -->
<!-- ################################################## -->

<!-- Definition of OrderedGroupDataSetMask D -->
<complexType name="OrderedGroupDataSetMaskType">
   <complexContent>
      <extension base="mpeg7:MaskType">
         <sequence>
            <element name="SubInterval" minOccurs="1" maxOccurs="unbounded">
               <complexType>
                  <attribute name="setRef" type="anyURI" use="optional"/>
                  <attribute name="startComponent" type="nonNegativeInteger"
                     use="optional"/>
                  <attribute name="startUnit" type="nonNegativeInteger"
                     use="optional"/>
                  <attribute name="endComponent" type="nonNegativeInteger"
                     use="optional"/>
                  <attribute name="endUnit" type="nonNegativeInteger"
                     use="optional"/>
               </complexType>
            </element>
         </sequence>
      </extension>
   </complexContent>
</complexType>
```

11.3.2.8.3 OrderedGroupDataSetMask D semantics

Semantics of the `OrderedGroupDataSetMaskType`:

Name	*Definition*
`OrderedGroupDataSetMaskType`	Describes a mask of sub-intervals in an ordered group dataset, which can be used to describe a mask of content that is organized as an ordered grouping data structure, such as ink content or an MPEG4/VRML scene graph. `OrderedGroupDataSetMaskType` extends `MaskType`.

© ISO/IEC 2003 – All rights reserved

Copyright International Organization for Standardization
Provided by IHS under license with ISO
No reproduction or networking permitted without license from IHS
Not for Resale

`SubInterval`	Describes a sub-interval in an ordered group data set. A single sub-interval shall not span multiple sets from the ordered group data set.
`setRef`	Describes a reference to the ordered group data set where the sub-interval is defined and from where the units and components are taken (optional).
`startComponent`	Indicates the number of the beginning component in the sub-interval (optional). If absent, the component is the first one in the data set.
`startUnit`	Indicates the number of the starting unit of the beginning component in the sub-interval (optional). If absent, the unit is the first one in the start component.
`endComponent`	Indicates the number of the end component in the sub-interval (optional). If absent, the component is the last one in the data set.
`endUnit`	Indiste the number of the end unit of the end component in the sub-interval (optional). If absent, the unit is the last one in the end component.

11.3.2.8.4 OrderedGroupDataSetMask D example (informative)

The following example illustrates the use of the `OrderedGroupDataSetMask D` for describing an ordered group data set mask consisting of two sub-intervals as shown in Figure 34. This example organizes ink content by grouping ink strokes into ordered group data sets. Each ordered group data set consists of ink strokes to form the component layer, and each stroke consists of ink data points to form the unit layer.

```
<OrderedGroupDataSetMask>
   <SubInterval setRef="http://www…/demo.stk#1" startComponent="0" startUnit="0"
                endComponent="0" endUnit="U"/>
   <SubInterval setRef="http://www…/demo.stk#Set_N" startComponent="1" startUnit="0"
                endComponent="1" endUnit="V"/>
</OrderedGroupDataSetMask>
```

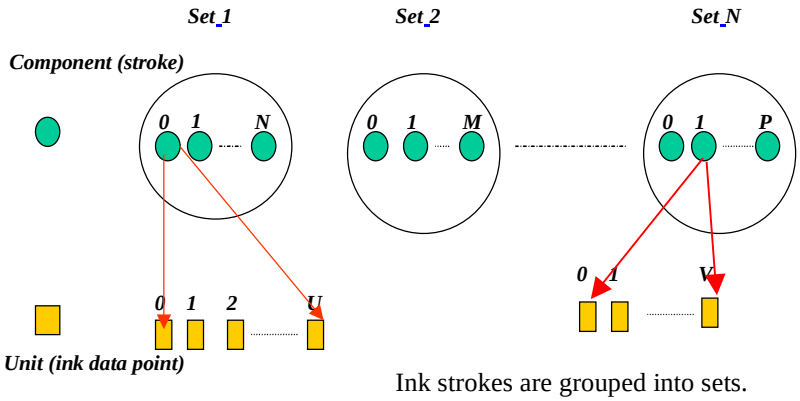

Figure 34 — Example of an ordered group mask

Copyright International Organization for Standardization
Provided by IHS under license with ISO
No reproduction or networking permitted without license from IHS
Not for Resale
© ISO/IEC 2003 – All rights reserved

11.3.3 MatchingHint D

11.3.3.1 Introduction

The MatchingHint D describes the relative importance of instances of audio and visual description tools (e.g, the color structure of a still region) or parts of instances of audio and visual description tools (e.g, the fourth bin of the color structure of a still region) in Segment DS descriptions for matching. A part of a description tool is any combination of the attributes and elements of the description tool. The MatchingHint D can improve the performance of a retrieval application based on feature similarity because the most relevant descriptors for matching may vary from segment to segment. The MatchingHint D applies to the Segment DS.

11.3.3.2 MatchingHint D syntax

```
<!-- ######################################## -->
<!--  Definition of MatchingHint D (11.3.3)  -->
<!-- ######################################## -->

<!-- Definition of MatchingHint D -->
<complexType name="MatchingHintType">
   <complexContent>
      <extension base="mpeg7:DType">
         <sequence>
            <element name="Hint" minOccurs="1" maxOccurs="unbounded">
               <complexType>
                  <complexContent>
                     <extension base="mpeg7:ReferenceType">
                        <attribute name="value" type="mpeg7:zeroToOneType"
                                   use="required"/>
                     </extension>
                  </complexContent>
               </complexType>
            </element>
         </sequence>
         <attribute name="reliability" type="mpeg7:zeroToOneType" use="optional"
            default="1.0"/>
      </extension>
   </complexContent>
</complexType>
```

11.3.3.3 MatchingHint D semantics

Semantics of the MatchingHintType:

Name	*Definition*
MatchingHintType	Describes the relative importance of instances of audio and visual description tools (or parts of instances of audio and visual description tools) in Segment DS descriptions for matching. A part of a description tool is an attribute or an element of the description tool. MatchingHintType extends DType.
Hint	References an instance of an audio or visual descriptor or description scheme (or a part of an audio or visual description tool) of a Segment DS description and assigns it a relative importance value.
value	Indicates the relative importance value. A value of 1.0 signifies the highest importance and a value of 0.0 signifies the lowest importance.

© ISO/IEC 2003 – All rights reserved

Copyright International Organization for Standardization
Provided by IHS under license with ISO
No reproduction or networking permitted without license from IHS
Not for Resale

Name	*Definition*
`reliability`	Indicates the reliability of the importance values in allowing effective matching. For example, if the reliability is high (close to 1.0), the matching hint is effective in improving the matching results. On the other hand, if the reliability is low (close to 0.0), the matching hint does not reliably improve the matching results. This attribute value is 1.0 by default.

11.3.3.4 MatchingHint D examples (informative)

The following example illustrates the use of the `MatchingHint D` for describing relative importance values to the several instances of visual description tools in a `StillRegion DS` description. The `MatchingHint D` descriptions can be generated and updated continuously by user's feedback. The reliability of the importance values may vary depending on how the values have been updated. For example, matching hint values learned from a large number of feedback sessions from reliable experts may have higher reliability.

```
<StillRegion id="IMG0001">
   <MatchingHint reliability="0.900000">
      <Hint value="0.455" xpath="../../../ColorStructure"/>
      <Hint value="0.265" xpath="../../../DominantColor"/>
      <Hint value="0.280" xpath="../../../HomogeneousTexture"/>
   </MatchingHint>

   <VisualDescriptor xsi:type="DominantColorType">
      <!-- more elements here -->
   </VisualDescriptor>
   <VisualDescriptor xsi:type="ColorStructureType">
      <!-- more elements here -->
   </VisualDescriptor>
   <VisualDescriptor xsi:type="HomegeneousTextureType">
      <!-- more elements here -->
   </VisualDescriptor>
   <!-- more elements here -->
</StillRegion>
```

11.3.4 PointOfView D

11.3.4.1 Introduction

The `PointOfView D` describes the relative importance of segments given a specific viewpoint. The `PointOfView D` applies to the `Segment DS`.

11.3.4.2 PointOfView D syntax

```
<!-- ######################################## -->
<!--  Definition of PointOfView D (11.3.4)  -->
<!-- ######################################## -->

<!-- Definition of PointOfView D -->
<complexType name="PointOfViewType">
   <complexContent>
      <extension base="mpeg7:DType">
         <sequence>
            <element name="SupplementalInformation" type="mpeg7:TextAnnotationType"
                     minOccurs="0"/>
            <element name="Importance" minOccurs="1" maxOccurs="unbounded">
```


Copyright International Organization for Standardization
Provided by IHS under license with ISO
No reproduction or networking permitted without license from IHS
Not for Resale
© ISO/IEC 2003 – All rights reserved

```
                <complexType>
                   <sequence>
                      <element name="Value" type="mpeg7:zeroToOneType"/>
                      <element name="SegmentRef" type="mpeg7:ReferenceType"
                               minOccurs="0"/>
                   </sequence>
                </complexType>
             </element>
          </sequence>
          <attribute name="viewpoint" type="string" use="required"/>
       </extension>
   </complexContent>
</complexType>
```

11.3.4.3 PointOfView D semantics

Semantics of the PointOfViewType:

Name	*Definition*
PointOfViewType	Describes the relative importance of one or more segments given a specific viewpoint. PointOfViewType extends DType.
SupplementalInformation	Describes the supplementary information for the management of PointOfView D description such as creator, creation date, provider, and so on (optional).
Importance	Describes the relative importance value and the references to a Segment DS description to be assigned a relative importance value.
Value	Indicates the relative importance value. A value of 1.0 signifies the highest importance. The relative importance values within the same scope of a PointOfView D description need not be normalized to add to one.
SegmentRef	References a Segment DS description to be assigned a relative importance value (optional). If the reference to a Segment DS description is absent, the relative importance value is assigned to the Segment DS description that contains the PointOfView D description.
viewpoint	Indicates the viewpoint for weighting the segments. The value of the viewpoint attribute describes the content of the segment. Examples of viewpoints for the video segments of a football game are "Team A" and "Team B".

The PointOfView D can be used in two different forms: the nested form and the separated form. In the nested form, the Segment DS description includes the PointOfView D description with the importance value for a given viewpoint. In the separated form, the PointOfView D description stands apart from the Segment DS description; the PointOfView D description points to the Segment DS description using the SegmentRef element. Informative examples of both types of descriptions of the PointOfView D are provided in the following subclause.

The scope of a PointOfView D description determines the set of importance values that can be compared to each other.

Note: the PointOfView D attaches relative importance values to segments for a given viewpoint. The scope of a separated-form description of the PointOfView D is one PointOfView D description. In the nested form, the scope of a PointOfView D description is limited to the PointOfView D descriptions with the same viewpoint included within the siblings of the parent Segment DS description.

--`,,```,,,,````-`-`,,`,,`,`,,`---

© ISO/IEC 2003 – All rights reserved

Copyright International Organization for Standardization
Provided by IHS under license with ISO
No reproduction or networking permitted without license from IHS
Not for Resale

11.3.4.4 PointOfView D examples (informative)

The following examples illustrate the use of the PointOfView D for describing the relative importance of AV segments given a specific viewpoint. In these examples, the AV segments belong to the video of a football game between Team A and Team *B.* The PointOfView D describes the viewpoints of "Team A" and "Team B". In this example, it is assumed that the content creator assigned the relative importance values to the AV segments manually using an authoring tool. The examples show the description of the PointOfView D in the nested form and in the separated form, respectively.

In the first example, the description contains several PointOfView D descriptions with the same viewpoint "Team A". The importance values of the PointOfView D descriptions with viewpoint "Team A" included within the AudioVisualSegment DS descriptions with ids "seg1", "seg2", ..., "seg20", ... can be compared; the same is true within the AudioVisualSegment DS descriptions with ids of "seg1_2", "seg2_2", ..., "seg20_2", ... However, the importance values of PointOfView D descriptions across the two sets of AudioVisualSegment DS descriptions cannot be compared because they are of different scope.

```
<!-- Description of PointOfView D: nested form -->
<Mpeg7>
   <Description xsi:type="ContentEntityType">
      <MultimediaContent xsi:type="AudioVisualType">
         <AudioVisual>
            <TemporalDecomposition>
               <AudioVisualSegment id="FootBallGame">
                  <TemporalDecomposition>
                     <AudioVisualSegment id="seg1">
                        <PointOfView viewpoint="Team A">
                           <Importance>
                              <Value>0.3</Value>
                           </Importance>
                        </PointOfView>
                        <PointOfView viewpoint="Team B">
                           <Importance>
                              <Value>0.7</Value>
                           </Importance>
                        </PointOfView>
                     </AudioVisualSegment>
                     <AudioVisualSegment id="seg2">
                        <PointOfView viewpoint="Team A">
                           <Importance>
                              <Value>0.5</Value>
                           </Importance>
                        </PointOfView>
                     </AudioVisualSegment>
                     <!-- more elements here -->
                     <AudioVisualSegment id="seg20">
                        <PointOfView viewpoint="Team A">
                           <Importance>
                              <Value>0.8</Value>
                           </Importance>
                        </PointOfView>
                        <PointOfView viewpoint="Team B">
                           <Importance>
                              <Value>0.2</Value>
                           </Importance>
                        </PointOfView>
                     </AudioVisualSegment>
                     <!-- more elements here -->
                  </TemporalDecomposition>
                  <TemporalDecomposition>
                     <AudioVisualSegment id="seg1_2">
```


© ISO/IEC 2003 – All rights reserved
Copyright International Organization for Standardization
Provided by IHS under license with ISO
No reproduction or networking permitted without license from IHS
Not for Resale

```
                        <PointOfView viewpoint="Team A">
                            <Importance>
                                <Value>0.3</Value>
                            </Importance>
                        </PointOfView>
                    </AudioVisualSegment>
                    <AudioVisualSegment id="seg2_2">
                        <PointOfView viewpoint="Team A">
                            <Importance>
                                <Value>0.5</Value>
                            </Importance>
                        </PointOfView>
                    </AudioVisualSegment>
                    <!-- more elements here -->
                    <AudioVisualSegment id="seg20_2">
                        <PointOfView viewpoint="Team A">
                            <Importance>
                                <Value>0.8</Value>
                            </Importance>
                        </PointOfView>
                    </AudioVisualSegment>
                    <!-- more elements here -->
                </TemporalDecomposition>
            </AudioVisualSegment>
        </TemporalDecomposition>
    </AudioVisual>
  </MultimediaContent>
 </Description>
</Mpeg7>
```

In the second example, the scope of each `PointOfView D` description is each description itself.

```
<Mpeg7>
 <Description xsi:type="ContentEntityType">
  <MultimediaContent xsi:type="AudioVisualType">
   <AudioVisual>
    <TemporalDecomposition>
     <AudioVisualSegment id="FootBallGame">
      <!-- Description of PointOfView D: separated form -->
      <PointOfView viewpoint="Team A">
       <Importance>
        <Value>0.3</Value>
        <SegmentRef href="#seg1"/>
       </Importance>
       <Importance>
        <Value>0.5</Value>
        <SegmentRef href="#seg2"/>
       </Importance>
       <!-- more elements here -->
       <Importance>
        <Value>0.8</Value>
        <SegmentRef href="#seg20"/>
       </Importance>
       <!-- more elements here -->
      </PointOfView>
      <PointOfView viewpoint="Team B">
       <Importance>
        <Value>0.7</Value>
        <SegmentRef href="#seg1"/>
```

--`,,```,,,,````-`-`,,`,,`,`,,`---

© ISO/IEC 2003 – All rights reserved

Copyright International Organization for Standardization
Provided by IHS under license with ISO
No reproduction or networking permitted without license from IHS
Not for Resale

```
                        </Importance>
                        <!-- more elements here -->
                        <Importance>
                           <Value>0.2</Value>
                           <SegmentRef href="#seg20"/>
                        </Importance>
                        <!-- more elements here -->
                     </PointOfView>
                     <!-- Description of AV segment tree -->
                     <TemporalDecomposition>
                        <AudioVisualSegment id="seg1">
                           <!-- more elements here -->
                        </AudioVisualSegment>
                        <AudioVisualSegment id="seg2">
                           <!-- more elements here -->
                        </AudioVisualSegment>
                        <!-- more elements here -->
                        <AudioVisualSegment id="seg20">
                           <!-- more elements here -->
                        </AudioVisualSegment>
                        <!-- more elements here -->
                     </TemporalDecomposition>
                  </AudioVisualSegment>
               </TemporalDecomposition>
            </AudioVisual>
         </MultimediaContent>
      </Description>
   </Mpeg7>
```

11.4 Visual segment description tools

11.4.1 Introduction

This subclause specifies tools for describing segments of visual content such as images and video and their structural decompositions. The following table summarizes the tools specified in this subclause. Figure 35 shows the organization of the tools for describing segments of visual content.

Table 19 — Overview of the visual segment description tools

Tool	*Functionality*
`StillRegion DS`	This tool describes an image or a 2D spatial region of an image or a video frame. This tool extends the `Segment DS`.
Still region decomposition tools	These tools describe decompositions of still regions in space. These tools extend the base segment decomposition tools. The following still region decomposition tools are defined: • `StillRegionSpatialDecomposition DS`: describes a spatial decomposition of a still region.
`ImageText DS`	This tool describes visual text in an image or a video frame. The `ImageText DS` extends the `StillRegion DS`.
`Mosaic DS`	This tool describes a mosaic or panoramic view of a video segment. The `Mosaic DS` extends the `StillRegion DS`.

© ISO/IEC 2003 – All rights reserved
Copyright International Organization for Standardization
Provided by IHS under license with ISO
No reproduction or networking permitted without license from IHS
Not for Resale

Tool	*Functionality*
`StillRegion3D DS`	This tool describes a 3D image or a 3D spatial region of a 3D image. This tool extends the `Segment DS`.
3D still region decomposition tools	These tools describe decompositions of 3D still regions in space. These tools extend the base segment decomposition tools. The following 3D still region decomposition tools are defined: • `StillRegion3DSpatialDecomposition DS`: describes a spatial decomposition of a 3D still region.
`VideoSegment DS`	This tool describes a video or a temporal segment of a video. The `VideoSegment DS` extends the `Segment DS`.
Video segment decomposition tools	These tools describe decompositions of video segments in space, time, and media source. These tools extend the base segment decomposition tools. The following video segment decomposition tools are defined: • `VideoSegmentSpatialDecomposition DS`: describes a spatial decomposition of a video segment. • `VideoSegmentTemporalDecomposition DS`: describes a temporal decomposition of a video segment. • `VideoSegmentSpatioTemporalDecomposition DS`: describes a spatio-temporal decomposition of a video segment. • `VideoSegmentMediaSourceDecomposition DS`: describes a media source decomposition of a video segment.
`MovingRegion DS`	This tool describes a video or a spatio-temporal region of a video. The `MovingRegion DS` extends the `Segment DS`.
Moving region decomposition tools	These tools describe decompositions of moving regions in space, time, and media source. These tools extend the base segment decomposition tools. The following moving region decomposition tools are defined: • `MovingRegionSpatialDecomposition DS`: describes a spatial decomposition of a moving region. • `MovingRegionTemporalDecomposition DS`: describes a temporal decomposition of a moving region. • `MovingRegionSpatioTemporalDecomposition DS`: describes a spatio-temporal decomposition of a moving region. • `MovingRegionMediaSourceDecomposition DS`: describes a media source decomposition of a moving region.
`VideoText DS`	This tool describes visual text in video. The `VideoText DS` extends the `MovingRegion DS`.

© ISO/IEC 2003 – All rights reserved

Copyright International Organization for Standardization
Provided by IHS under license with ISO
No reproduction or networking permitted without license from IHS
Not for Resale

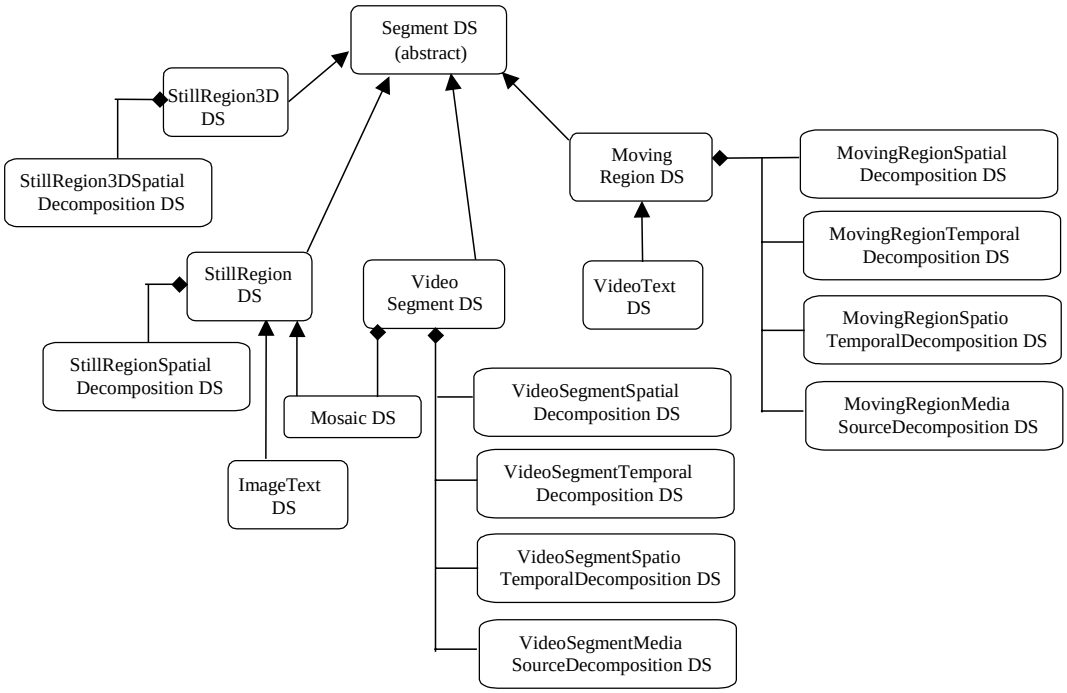

Figure 35 — Overview of the tools for describing segments of visual content

11.4.2 StillRegion DS

11.4.2.1 Introduction

The `StillRegion DS` describes an image or a 2D spatial region of an image or a video frame. The `StillRegion DS` extends the `Segment DS`. In the case of digital images, a still region can correspond to a single pixel, an arbitrary group of pixels, or the full image. The still region need not be connected in space. The `SpatialMask D` optionally describes a 2-D spatial mask that describes a set of non-connected sub-regions in the case that the still region is formed from non-connected sub-regions.

11.4.2.2 StillRegion DS syntax

```
<!-- ######################################### -->
<!--  Definition of StillRegion DS (11.4.2)  -->
<!-- ######################################### -->

<!-- Definition of StillRegion DS -->
<complexType name="StillRegionType">
   <complexContent>
      <extension base="mpeg7:SegmentType">
         <sequence>
            <choice minOccurs="0">
               <element name="SpatialLocator" type="mpeg7:RegionLocatorType"/>
               <element name="SpatialMask" type="mpeg7:SpatialMaskType"/>
            </choice>
            <choice minOccurs="0">
               <element name="MediaTimePoint" type="mpeg7:mediaTimePointType"/>
               <element name="MediaRelTimePoint"
                        type="mpeg7:MediaRelTimePointType"/>
               <element name="MediaRelIncrTimePoint"
                        type="mpeg7:MediaRelIncrTimePointType"/>
            </choice>
```


© ISO/IEC 2003 – All rights reserved
Copyright International Organization for Standardization
Provided by IHS under license with ISO
No reproduction or networking permitted without license from IHS
Not for Resale

```
            <choice minOccurs="0" maxOccurs="unbounded">
               <element name="VisualDescriptor" type="mpeg7:VisualDType"/>
               <element name="VisualDescriptionScheme" type="mpeg7:VisualDSType"/>
               <element name="GridLayoutDescriptors" type="mpeg7:GridLayoutType"/>
            </choice>
            <element name="MultipleView" type="mpeg7:MultipleViewType"
                     minOccurs="0"/>
            <element name="SpatialDecomposition"
                     type="mpeg7:StillRegionSpatialDecompositionType"
                     minOccurs="0" maxOccurs="unbounded"/>
         </sequence>
      </extension>
   </complexContent>
</complexType>
```

11.4.2.3 StillRegion DS semantics

Semantics of the `StillRegionType`:

Name	*Definition*
`StillRegionType`	Describes an image or a 2D spatial region of an image or a video frame. The still region need not be connected in space. The `StillRegion DS` uses visual description tools (`VisualDType` and `VisualDSType`) to describe the visual features of the still region. The spatial localization or composition of the still region is optionally described using a choice of `SpatialLocator` or `SpatialMask`. `StillRegionType` extends `SegmentType`.
`SpatialLocator`	Describes the spatial localization of the still region using a `RegionLocatorType` (defined in ISO/IEC 15938-3) (optional). The spatial locator describes a spatially connected sub-region that includes the spatial components of the still region.
`SpatialMask`	Describes a 2-D spatial mask that defines the spatial composition of the still region (optional). The still region is formed from the set of sub-regions described by the `SpatialMask`. If absent, the still region is composed of the single connected region defined by the `SpatialLocator`.
`MediaTimePoint`	Indicates the time point of a still region from video using `mediaTimePointType` (optional).
`MediaRelTimePoint`	Indicates the time point of a still region from video using `MediaRelTimePointType` (optional).
`MediaRelIncrTimePoint`	Indicates the time point of a still region from video using `MediaRelIncrTimePointType` (optional).
`VisualDescriptor`	Describes visual features of the still region using a visual descriptor (optional). The specific `VisualDTypes` are defined in ISO/IEC 15938-3.
`VisualDescriptionScheme`	Describes visual features of the still region using a visual DS (optional). The specific `VisualDSTypes` are defined in ISO/IEC 15938-3.
`GridLayoutDescriptors`	Describes visual features of the sub-regions resulting from a grid decomposition of the still region (optional). `GridLayoutDescriptors` descriptions only apply to rectangular still regions. The `GridLayoutType` is defined in ISO/IEC

© ISO/IEC 2003 – All rights reserved

Copyright International Organization for Standardization
Provided by IHS under license with ISO
No reproduction or networking permitted without license from IHS
Not for Resale

Name	*Definition*
	15938-3.
`MultipleView`	Describes visual features of a 3D object depicted in the 2D still region as seen from one or more viewing positions or angles (optional). The `MultipleViewType` is defined in ISO/IEC 15938-3.
`SpatialDecomposition`	Describes a spatial decomposition of the still region into one or more sub-segments (optional).

11.4.2.4 StillRegion DS examples (informative)

The following example illustrates the use of the `StillRegion DS` for describing the image shown in Figure 36. Various attributes of the image such as the location, annotation, and color are described using the following tools, respectively: `MediaLocator datatype`, the `TextAnnotation datatype`, and the `ScalableColor D` (defined in ISO/IEC 15938-3).



Figure 36 — Example of an image showing two people shaking hands. The image is described using the `StillRegion DS`

```
<StillRegion>
    <MediaLocator>
        <MediaUri>image.jpg</MediaUri>
    </MediaLocator>
    <TextAnnotation>
        <FreeTextAnnotation> Alex shakes hands with Ana </FreeTextAnnotation>
    </TextAnnotation>
    <VisualDescriptor xsi:type="ScalableColorType" numOfCoeff="16"
        numOfBitplanesDiscarded="0">
        <Coeff> 1 2 3 4 5 6 7 8 9 0 1 2 3 4 5 6 </Coeff>
    </VisualDescriptor>
</StillRegion>
```


Copyright International Organization for Standardization
Provided by IHS under license with ISO
No reproduction or networking permitted without license from IHS
Not for Resale
© ISO/IEC 2003 – All rights reserved

11.4.3 Still region decomposition tools

11.4.3.1 Introduction

The still region decomposition tools extend the base segment decomposition tools. The tools describe the decomposition of an image or still region into one or more sub-segments in space.

11.4.3.2 Still region decomposition tools syntax

```
<!-- ############################################################ -->
<!--  Definition of StillRegionSpatialDecomposition DS  (11.4.3)  -->
<!-- ############################################################ -->

<!-- Definition of StillRegionSpatialDecomposition DS -->
<complexType name="StillRegionSpatialDecompositionType">
   <complexContent>
      <extension base="mpeg7:SpatialSegmentDecompositionType">
         <choice minOccurs="1" maxOccurs="unbounded">
            <element name="StillRegion" type="mpeg7:StillRegionType"/>
            <element name="StillRegionRef" type="mpeg7:ReferenceType"/>
         </choice>
      </extension>
   </complexContent>
</complexType>
```

11.4.3.3 Still region decomposition tools semantics

Semantics of the `StillRegionSpatialDecompositionType`:

Name	*Definition*
`StillRegionSpatialDecompositionType`	Describes a spatial decomposition of a still region into one or more still regions. `StillRegionSpatialDecompositionType` extends `SpatialSegmentDecompositionType`.
`StillRegion`	Describes a still region that results from the spatial decomposition (optional).
`StillRegionRef`	Describes a reference to the description of a still region that results from the spatial decomposition (optional).

11.4.3.4 Still region decomposition tools examples (informative)

The following example illustrates the use of the `StillRegionSpatialDecomposition DS` in the `StillRegion DS` for describing the spatial decomposition of the image in Figure 36 into two still regions shown in Figure 37. In this example, the still region with `id` = "AlexAnaSR" corresponds to the full image from which two still regions, `id` = "AlexSR" and `id` = "AnaSR" are generated by spatial segmentation. In this example, each still region segment, `id` = "AlexSR", and `id` = "AnaSR", correspond to a person in the image. In this example, the segment decomposition has gaps (`gaps` = true) but no overlaps (`overlap` = false). The two still regions are spatially connected. The `TextAnnnotation` describes an annotation of each still region. The `ScalableColor D` (defined in ISO/IEC 15938-3) describes the color of each still region.

--`,,```,,,,````-`-`,,`,,`,`,,`---

© ISO/IEC 2003 – All rights reserved

Copyright International Organization for Standardization
Provided by IHS under license with ISO
No reproduction or networking permitted without license from IHS
Not for Resale



Figure 37 — Example of the spatial decomposition of an image into two still regions

```
<Mpeg7>
   <Description xsi:type="ContentEntityType">
      <MultimediaContent xsi:type="ImageType">
         <Image>
            <SpatialDecomposition gap="true" overlap="false">
               <StillRegion id="AlexSR">
                  <TextAnnotation>
                     <FreeTextAnnotation> Alex </FreeTextAnnotation>
                  </TextAnnotation>
                  <VisualDescriptor xsi:type="ScalableColorType" numOfCoeff="16"
                     numOfBitplanesDiscarded="0">
                     <Coeff> 1 2 3 4 5 6 7 8 9 0 1 2 3 4 5 6 </Coeff>
                  </VisualDescriptor>
               </StillRegion>
               <StillRegion id="AnaSR">
                  <TextAnnotation>
                     <FreeTextAnnotation> Ana </FreeTextAnnotation>
                  </TextAnnotation>
                  <VisualDescriptor xsi:type="ScalableColorType" numOfCoeff="16"
                     numOfBitplanesDiscarded="0">
                     <Coeff> 1 2 3 4 5 6 7 8 9 0 1 2 3 4 5 6 </Coeff>
                  </VisualDescriptor>
               </StillRegion>
            </SpatialDecomposition>
         </Image>
      </MultimediaContent>
   </Description>
</Mpeg7>
```

11.4.4 ImageText DS

11.4.4.1 Introduction

The `ImageText DS` describes a spatial region of an image or a video frame that visually contains text. The `ImageText DS` extends the `StillRegion DS`. The `ImageText DS` describes the textual characters, language, font size, and font style of the image text.

© ISO/IEC 2003 – All rights reserved
Copyright International Organization for Standardization
Provided by IHS under license with ISO
No reproduction or networking permitted without license from IHS
Not for Resale

11.4.4.2 ImageText DS syntax

```
<!-- ##################################### -->
<!--  Definition of ImageText DS (11.4.4)  -->
<!-- ##################################### -->

<!-- Definition of ImageText DS -->
<complexType name="ImageTextType">
   <complexContent>
      <extension base="mpeg7:StillRegionType">
         <sequence>
            <element name="Text" type="mpeg7:TextualType" minOccurs="0"/>
         </sequence>
         <attribute name="textType" use="optional">
            <simpleType>
               <union>
                  <simpleType>
                     <restriction base="NMTOKEN">
                        <enumeration value="superimposed"/>
                        <enumeration value="scene"/>
                     </restriction>
                  </simpleType>
                  <simpleType>
                     <restriction base="mpeg7:termReferenceType"/>
                  </simpleType>
               </union>
            </simpleType>
         </attribute>
         <attribute name="fontSize" type="positiveInteger" use="optional"/>
         <attribute name="fontType" type="string" use="optional"/>
      </extension>
   </complexContent>
</complexType>
```

11.4.4.3 ImageText DS semantics

Semantics of the `ImageTextType`:

Name	*Definition*
`ImageTextType`	Describes a spatial region of an image or a video frame that visually contains text. `ImageTextType` extends the `StillRegionType`.
`Text`	Indicates the text string and the language of the image text (optional).
`textType`	Indicates the type of the image text (optional). The types are defined as follows: • *superimposed* – the text is artificially embedded in the image or video frame such as captions or graphics (i.e., produced by title machines or graphical font generators). • *scene* – the text appears naturally in the scene such as writing on people's shirts, signs or billboards in the scene, street names and shop names.
`fontSize`	Indicates the font size of the image text (optional).
`fontType`	Indicates the font type of the image text (optional).

© ISO/IEC 2003 – All rights reserved

Copyright International Organization for Standardization
Provided by IHS under license with ISO
No reproduction or networking permitted without license from IHS
Not for Resale

11.4.4.4 ImageText DS examples (informative)

The following example illustrates the use of the `ImageText` DS for describing the image text of the image shown in Figure 38. The image contains one instance of scene image text ("Cherie, je suis la") and two instances of superimposed image text ("En direct du stade DE-KUIP Rotterdam Jean-Francois DEVELEY" and "Nous allons assister a un match fantastique").

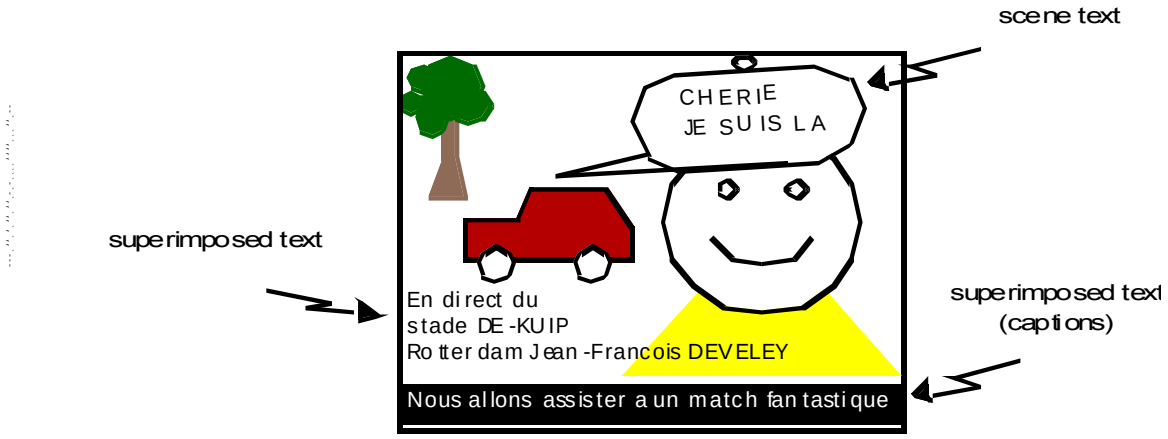

Figure 38 — Example of an image that contains image texts

```
<Mpeg7>
    <Description xsi:type="ContentEntityType">
        <MultimediaContent xsi:type="ImageType">
            <Image>
                <SpatialDecomposition gap="true" overlap="false">
                    <StillRegion xsi:type="ImageTextType" textType="scene">
                        <SpatialLocator>
                            <!-- more elements here -->
                        </SpatialLocator>
                        <Text xml:lang="fr"> Cherie, je suis la </Text>
                    </StillRegion>
                    <StillRegion xsi:type="ImageTextType" textType="superimposed"
                        fontSize="40" fontType="Arial">
                        <SpatialLocator>
                            <!-- more elements here -->
                        </SpatialLocator>
                        <Text xml:lang="fr">
                    En direct du state DE-KUIP Rotterdam Jean-Francois DEVELEY </Text>
                    </StillRegion>
                    <StillRegion xsi:type="ImageTextType" textType="superimposed"
                        fontSize="30" fontType="Times New Roman">
                        <SpatialLocator>
                            <!-- more elements here -->
                        </SpatialLocator>
                        <Text xml:lang="fr">
                            Nous allons assister a un match fantastique </Text>
                    </StillRegion>
                </SpatialDecomposition>
            </Image>
        </MultimediaContent>
    </Description>
</Mpeg7>
```


© ISO/IEC 2003 – All rights reserved
Copyright International Organization for Standardization
Provided by IHS under license with ISO
No reproduction or networking permitted without license from IHS
Not for Resale

11.4.5 Mosaic DS

11.4.5.1 Introduction

The `Mosaic DS` describes a mosaic or panoramic view of a video segment. The `Mosaic DS` extends the `StillRegion DS`. A mosaic can be constructed by aligning together and warping the frames of a video segment upon each other using a common spatial reference system. This gives a panoramic view of the scene as a single image. The `Mosaic DS` describes the motion warping parameters of the mosaic. A mosaic cannot be the result of any segment decomposition.

11.4.5.2 Mosaic DS syntax

```
<!-- ################################### -->
<!--  Definition of Mosaic DS (11.4.5)  -->
<!-- ################################### -->

<!-- Definition of Mosaic DS -->
<complexType name="MosaicType">
   <complexContent>
      <extension base="mpeg7:StillRegionType">
         <sequence>
            <element name="WarpingParam" minOccurs="0">
               <complexType>
                  <sequence minOccurs="1" maxOccurs="unbounded">
                     <choice>
                        <element name="MediaTimePoint"
                           type="mpeg7:mediaTimePointType"/>
                        <element name="MediaRelTimePoint"
                           type="mpeg7:MediaRelTimePointType"/>
                        <element name="MediaRelIncrTimePoint"
                           type="mpeg7:MediaRelIncrTimePointType"/>
                     </choice>
                     <element name="MotionParam" type="mpeg7:floatVector"/>
                  </sequence>
                  <attribute name="modelType" use="required">
                     <simpleType>
                        <union>
                           <simpleType>
                              <restriction base="NMTOKEN">
                                 <enumeration value="translational"/>
                                 <enumeration value="rotationAndScaling"/>
                                 <enumeration value="affine"/>
                                 <enumeration value="perspective"/>
                                 <enumeration value="quadratic"/>
                              </restriction>
                           </simpleType>
                           <simpleType>
                              <restriction base="mpeg7:termReferenceType"/>
                           </simpleType>
                        </union>
                     </simpleType>
                  </attribute>
                  <attribute name="sourceSequenceWidth" type="positiveInteger"
                        use="required"/>
                  <attribute name="sourceSequenceHeight" type="positiveInteger"
                        use="required"/>
                  <attribute name="xOffset" type="float" use="required"/>
                  <attribute name="yOffset" type="float" use="required"/>
                  <attribute name="xOrigin" type="float" use="required"/>
```

--`,,```,,,,````-`-`,,`,,`,`,,`---

© ISO/IEC 2003 – All rights reserved

Copyright International Organization for Standardization
Provided by IHS under license with ISO
No reproduction or networking permitted without license from IHS
Not for Resale

```
                    <attribute name="yOrigin" type="float" use="required"/>
                </complexType>
            </element>
        </sequence>
    </extension>
  </complexContent>
</complexType>
```

11.4.5.3 Mosaic DS semantics

Semantics of the `MosaicType`:

Name	*Definition*
`MosaicType`	Describes a mosaic of a video segment. A mosaic cannot be the result of any segment decomposition. `MosaicType` extends `StillRegionType`.
`WarpingParam`	Describes the warping parameters and reference information used to construct the mosaic (optional).
`MediaTimePoint`	Indicates the time point (e.g., frame number) for the motion parameters (`MotionParam`) relative to the first frame.
`MediaRelTimePoint`	Indicates the relative time point (e.g., frame number) for the motion parameters (`MotionParam`) relative to the first frame
`MediaRelIncrTimePoint`	Indicates the relative incremental time point (e.g., frame number) for the motion parameters (`MotionParam`) relative to the first frame
`MotionParam`	Indicates the motion parameters as a vector (see 11.4.5.3.1). The parameters of the model are given by the `ParametricMotion D` (the `ParametricMotion D` is defined in ISO/IEC 15938-3).
`modelType`	Indicates the type of the applied motion model. The types of models are given as follows: • *translational* – translational model. • *rotationAndScaling* – rotation and scaling model. • *affine* – affine model. • *perspective* – perspective model. • *quadratic* – quadratic motion model.
`sourceSequenceWidth`	Indicates the X dimension of the constructing video segment in pixel units.
`sourceSequenceHeight`	Indicates the Y dimension of the constructing video segment in pixel units.
`xOffset`	Indicates the X (pixel-) coordinate of the top-left pixel of the first frame of the video segment in the mosaic.
`yOffset`	Indicates the Y (pixel-) coordinate of the top-left pixel of the first frame of the video segment in the mosaic.
`xOrigin`	Indicates the X (pixel-) coordinate of the origin of the spatial reference coordinate system in the first frame.

Copyright International Organization for Standardization
Provided by IHS under license with ISO
No reproduction or networking permitted without license from IHS
Not for Resale
© ISO/IEC 2003 – All rights reserved

Name	*Definition*
`yOrigin`	Indicates the Y (pixel-) coordinate of the origin of the spatial reference coordinate system in the first frame.

11.4.5.3.1 Mosaic warping parameters

The `WarpingParam` describes the connection between the mosaic and the video segment from which it is constructed. It contains sufficient information for reconstructing a video segment from the mosaic. The `modelType` specifies the type of the applied motion model. The types of motion models are defined in ISO/IEC 15938-3 as part of the `ParametricMotion D`:

Translational model: $vx(x, y) = a_1$, $vy(x, y) = a_2$

Rotation/Scaling model: $vx(x, y) = a_1 + a_3 x + a_4 y$, $vy(x, y) = a_2 - a_4 x + a_3 y$

Affine model: $vx(x, y) = a_1 + a_3 x + a_4 y$, $vy(x, y) = a_2 + a_5 x + a_6 y$

Planar perspective model: $vx(x, y) = (a_1 + a_3 x + a_4 y) / (1 + a_7 x + a_8 y)$,

$vy(x, y) = (a_2 + a_5 x + a_6 y) / (1 + a_7 x + a_8 y)$

Quadratic model: $vx(x, y) = a_1 + a_3 x + a_4 y + a_7 xy + a_9 x^2 + a_{10} y^2$

$vy(x, y) = a_2 + a_5 x + a_6 y + a_8 xy + a_{11} x^2 + a_{12} y^2$

where vx(x, y) and vy(x, y) represent the x and y displacement components of the pixel of coordinates (x, y).

The fixed spatial reference system is defined in terms of the relation between the mosaic and the first frame of the video sequence. All values are specified in 'pixel' units. As illustrated in Figure 39, the `xOffset` and `yOffset` attributes specify the pixel coordinates of the top left pixel of the first frame in the mosaic. The origin of the coordinate system the motion parameters refer to is further shifted as specified by `xOrigin` and `yOrigin` attributes. This enables flexibility for positioning the spatial reference system. Finally, the dimensions of the video sequence are specified by `sourceSequenceWidth` and `sourceSequenceHeight` attributes, which allow the reconstruction of a corresponding output sequence.

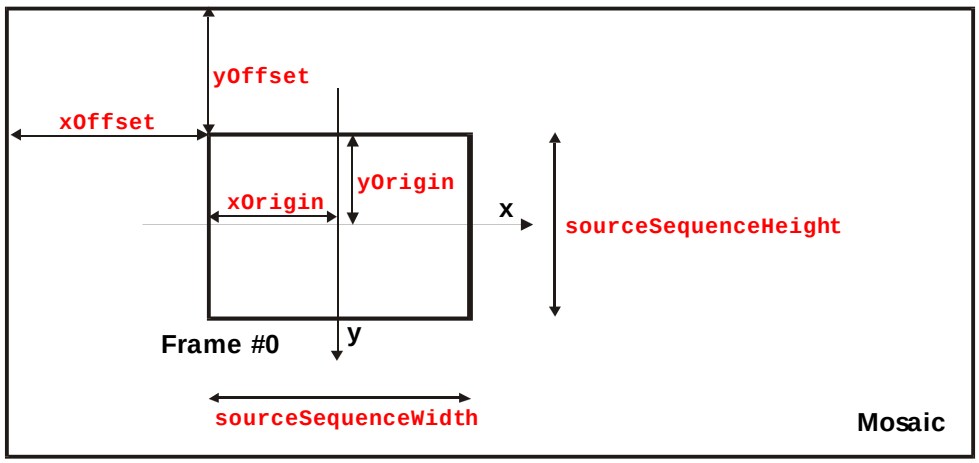

Figure 39 — Illustration of the spatial reference system in terms of the relation of the mosaic and the first frame of the video segment

© ISO/IEC 2003 – All rights reserved

Copyright International Organization for Standardization
Provided by IHS under license with ISO
No reproduction or networking permitted without license from IHS
Not for Resale

A mosaic captures image information over a period of time. Therefore, temporal reference information shall be provided. In the case that a mosaic description is contained within a `VideoSegment DS` description, the time point and duration of the video segment is provided by the `VideoSegment DS` description. As illustrated in Figure 40, the vectors of motion parameters (`MotionParam`) are spread over this period. Each vector of motion parameters carries own temporal information in `MediaTimePoint`, `MediaRelTimePoint`, or `MediaRelIncrTimePoint`, which specifies the frame to which it is related. This provides flexibility for temporal spacing of the frames used for mosaicing. For instance, frame samples can be used such as every frame, every fifth frame, or any irregular spacing of frames.

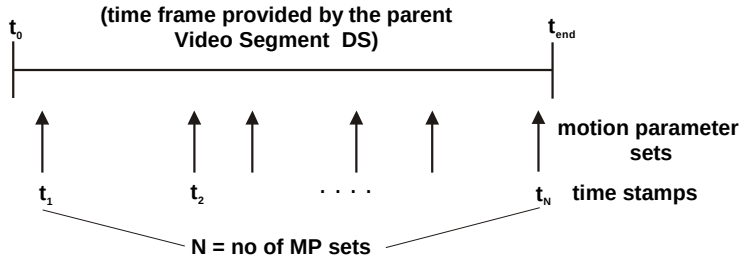

Figure 40 — Illustration of the temporal reference system for a mosaic defined in relation to the first frame of the video segment

11.4.5.4 Mosaic DS examples (informative)

The following example illustrates the use of the `Mosaic DS` for describing the mosaic of a video segment.

```
<Mosaic>
   <!--  Affine model, Center of Source -->
   <WarpingParam modelType="affine"
                      sourceSequenceWidth="352"
                      sourceSequenceHeight="288"
                      xOffset="2" yOffset="7"
                      xOrigin="176"  yOrigin="144">
      <MediaTimePoint> <!-- more elements here --> </MediaTimePoint>
      <MotionParam> 0.0 0.0 0.0 0.0 0.0 0.0 </MotionParam>
      <MediaTimePoint> <!-- more elements here --> </MediaTimePoint>
      <MotionParam> -3.60 0.73 0.03 0.01 0.01 0.51 </MotionParam>
      <!-- more elements here -->
   </WarpingParam>
</Mosaic>
```

A mosaic allows the representation and visualization of a video segment using a single image. This functionality can also be provided by key frames. However, a mosaic contains more visual information than a key frame (e.g., motion warping parameters), but is not suitable for all kinds of shots (e.g., shots with rapidly changing background). Thus, mosaics and key frames serve complementary functions. Mosaics can also be useful for performing searching of video segments. Image features can be extracted from the mosaic image to describe the features of the video segment. Moreover, since the `Mosaic DS` extends the `StillRegion DS`, the `StillRegionSpatialDecomposition DS` can be used to describe the decomposition of a mosaic into still regions, each of which can be described individually. The warping information an also be used for summarizing the video segment since it describes the global motion in the segment. The mosaics may also be useful for video editing since the mosaics can be easily manipulated, using common image processing tools, and then resconstructing the video segment from the manipulated mosaic image.

--`,,```,,,,````-`-`,,`,,`,`,,`---

© ISO/IEC 2003 – All rights reserved
Copyright International Organization for Standardization
Provided by IHS under license with ISO
No reproduction or networking permitted without license from IHS
Not for Resale

11.4.6 StillRegion3D DS

11.4.6.1 Introduction

The StillRegion3D DS describes a 3D image or a spatial region of a 3D image. The StillRegion3D DS extends the Segment DS.

11.4.6.2 StillRegion3D DS syntax

```
<!-- ########################################### -->
<!--  Definition of StillRegion3D DS (11.4.6)   -->
<!-- ########################################### -->

<!-- Definition of StilLRegion3D DS -->
<complexType name="StillRegion3DType">
   <complexContent>
      <extension base="mpeg7:SegmentType">
         <sequence>
            <choice minOccurs="0" maxOccurs="unbounded">
               <element name="VisualDescriptor" type="mpeg7:VisualDType"/>
               <element name="VisualDescriptionScheme" type="mpeg7:VisualDSType"/>
            </choice>
            <element name="MultipleView" type="mpeg7:MultipleViewType"
                     minOccurs="0"/>
            <element name="SpatialDecomposition"
                     type="mpeg7:StillRegion3DSpatialDecompositionType"
                     minOccurs="0" maxOccurs="unbounded"/>
         </sequence>
      </extension>
   </complexContent>
</complexType>
```

11.4.6.3 StillRegion3D DS semantics

Semantics of the StillRegion3Dtype:

Name	*Definition*
StillRegion3DType	Describes a 3D image or a 3D spatial region of a 3D image StillRegion3DType extends SegmentType.
VisualDescriptor	Describes visual features of the 3-D still region using a visual descriptor (optional). The specific VisualDTypes are defined in ISO/IEC 15938-3.
VisualDescriptionScheme	Describes visual features of the 3D still region using a visual description scheme (optional). The specific VisualDSTypes are defined in ISO/IEC 15938-3.
MultipleView	Describes visual features of a 3D object depicted in the 3D still region as seen from one or more viewing positions or angles (optional). The MultipleViewType is defined in ISO/IEC 15938-3.
SpatialDecomposition	Describes the spatial decomposition of the 3D still region into one or more sub-segments (optional).

© ISO/IEC 2003 – All rights reserved

Copyright International Organization for Standardization
Provided by IHS under license with ISO
No reproduction or networking permitted without license from IHS
Not for Resale

11.4.7 3D still region decomposition tools

11.4.7.1 Introduction

The 3D still region decomposition tools describe the decomposition of a 3D still region into one or more sub-segments in space. The 3D still region decomposition tools extend the base segment decomposition tools.

11.4.7.2 3D still region decomposition tools syntax

```
<!-- ############################################################ -->
<!--  Definition of StillRegion3DSpatialDecomposition DS (11.4.7)  -->
<!-- ############################################################ -->

<!-- Definition of StillRegion3DSpatialDecomposition DS -->
<complexType name="StillRegion3DSpatialDecompositionType">
   <complexContent>
      <extension base="mpeg7:SpatialSegmentDecompositionType">
         <choice minOccurs="1" maxOccurs="unbounded">
            <element name="StillRegion" type="mpeg7:StillRegionType"/>
            <element name="StillRegionRef" type="mpeg7:ReferenceType"/>
            <element name="StillRegion3D" type="mpeg7:StillRegion3DType"/>
            <element name="StillRegion3DRef" type="mpeg7:ReferenceType"/>
         </choice>
      </extension>
   </complexContent>
</complexType>
```

11.4.7.3 3D still region decomposition tools semantics

Semantics of the `StillRegion3DSpatialDecompositionType`:

Name	*Definition*
`StillRegion3DSpatialDecompositionType`	Describes the spatial decomposition of a 3D still region into one or more still regions and 3D still regions. `StillRegion3DSpatialDecompositionType` extends `SpatialSegmentDecompositionType`.
`StillRegion`	Describes a still region that results from the spatial decomposition (optional).
`StillRegionRef`	Describes a reference to the description of a still region that results from the spatial decomposition (optional).
`StillRegion3D`	Describes a 3D still region that results from the spatial decomposition (optional).
`StillRegion3DRef`	Describes a reference to the description of a 3D still region that results from the spatial decomposition (optional).

© ISO/IEC 2003 – All rights reserved
Copyright International Organization for Standardization
Provided by IHS under license with ISO
No reproduction or networking permitted without license from IHS
Not for Resale

11.4.8 VideoSegment DS

11.4.8.1 Introduction

The VideoSegment DS describes a video or temporal segment of video. The VideoSegment DS extends the Segment DS. In the case of digital video, a video segment can correspond to a single frame, an arbitrary group of frames, or the full video sequence. The video segment need not be connected in time. The TemporalMask D optionally describes a temporal mask giving a set of non-connected sub-intervals in the case that the video segment is formed from non-connected sub-intervals.

11.4.8.2 VideoSegment DS syntax

```
<!-- ######################################### -->
<!--  Definition of VideoSegment DS (11.4.8)  -->
<!-- ######################################### -->

<!-- Definition of VideoSegment DS -->
<complexType name="VideoSegmentType">
   <complexContent>
      <extension base="mpeg7:SegmentType">
         <sequence>
            <choice minOccurs="0">
               <element name="MediaTime" type="mpeg7:MediaTimeType"/>
               <element name="TemporalMask" type="mpeg7:TemporalMaskType"/>
            </choice>
            <choice minOccurs="0" maxOccurs="unbounded">
               <element name="VisualDescriptor" type="mpeg7:VisualDType"/>
               <element name="VisualDescriptionScheme" type="mpeg7:VisualDSType"/>
               <element name="VisualTimeSeriesDescriptor"
                  type="mpeg7:VisualTimeSeriesType"/>
            </choice>
            <element name="MultipleView" type="mpeg7:MultipleViewType"
                     minOccurs="0"/>
            <element name="Mosaic" type="mpeg7:MosaicType"
                     minOccurs="0" maxOccurs="unbounded"/>
            <choice minOccurs="0" maxOccurs="unbounded">
               <element name="SpatialDecomposition"
                        type="mpeg7:VideoSegmentSpatialDecompositionType"/>
               <element name="TemporalDecomposition"
                        type="mpeg7:VideoSegmentTemporalDecompositionType"/>
               <element name="SpatioTemporalDecomposition"
                        type="mpeg7:VideoSegmentSpatioTemporalDecompositionType"/>
               <element name="MediaSourceDecomposition"
                        type="mpeg7:VideoSegmentMediaSourceDecompositionType"/>
            </choice>
         </sequence>
      </extension>
   </complexContent>
</complexType>
```

© ISO/IEC 2003 – All rights reserved

Copyright International Organization for Standardization
Provided by IHS under license with ISO
No reproduction or networking permitted without license from IHS
Not for Resale

11.4.8.3 VideoSegment DS semantics

Semantics of the VideoSegmentType:

Name	*Definition*
VideoSegmentType	Describes a video or a temporal segment of a video. The VideoSegment DS uses visual description tools (VisualDType and VisualDSType) to describe the visual features of the video segment. The temporal localization or composition of the video segment is optionally described using a choice of MediaTime or TemporalMask. VideoSegmentType extends SegmentType.
MediaTime	Describes the temporal localization of the video segment using MediaTimeType (optional). The temporal locator describes a temporally connected sub-interval by specifying the start time and the duration of the video segment. The sub-interval describes a temporal bounding box that may bound a set of individual video segments. If neither MediaTime nor TemporalMask is described, then the video segment refers to the entire video.
TemporalMask	Describes a temporal mask that defines the temporal composition of the video segment. (optional). The video segment is formed from the set of sub-intervals described by the TemporalMask. If absent, the video segment is composed of the single connected interval defined by MediaTime.
VisualDescriptor	Describes visual features of the video segment using a visual descriptor (optional). The specific VisualDTypes are defined in ISO/IEC 15938-3.
VisualDescriptionScheme	Describes visual features of the video segment using a visual description scheme (optional). The specific VisualDSTypes are defined in ISO/IEC 15938-3.
VisualTimeSeriesDescriptor	Describes a temporal sequence of visual features in the video segment (optional). The VisualTimeSeriesDescriptor applies only in the case of a connected video segment. The VisualTimeSeriesDescriptorType is defined in ISO/IEC 15938-3.
MultipleView	Describes visual features of a 3D moving physical object depicted in the video segment as seen from one or more viewing positions or angles (optional). The MultipleViewType is defined in ISO/IEC 15938-3.
Mosaic	Describes a mosaic constructed from the video segment (optional).
SpatialDecomposition	Describes a spatial decomposition of the video segment into one or more sub-segments (optional).
TemporalDecomposition	Describes a temporal decomposition of the video segment into one or more sub-segments (optional).
SpatioTemporalDecomposition	Describes a spatio-temporal decomposition of the video segment into one or more sub-segments (optional).
MediaSourceDecomposition	Describes a media source decomposition of the video segment into one or more sub-segments (optional).

© ISO/IEC 2003 – All rights reserved
Copyright International Organization for Standardization
Provided by IHS under license with ISO
No reproduction or networking permitted without license from IHS
Not for Resale

11.4.8.4 VideoSegment DS examples (informative)

The following example illustrates the use of the `VideoSegment DS` for describing the video shown in Figure 25. In this example, the video segment `id` ="RootVS" represents the full video. The `MediaTime` describes the time information for the segment. The `GoFGoPColor D` (defined in ISO/IEC 15938-3) describes the color information of the video segment.

```
<VideoSegment id="RootVS">
    <MediaTime>
        <MediaTimePoint>T00:00:00</MediaTimePoint>
        <MediaDuration>PT1M30S</MediaDuration>
    </MediaTime>
    <VisualDescriptor xsi:type="GoFGoPColorType" aggregation="Average">
        <ScalableColor numOfCoeff="16" numOfBitplanesDiscarded="0">
            <Coeff> 1 2 3 4 5 6 7 8 9 0 1 2 3 4 5 6 </Coeff>
        </ScalableColor>
    </VisualDescriptor>
</VideoSegment>
```

11.4.9 Video segment decomposition tools

11.4.9.1 Introduction

The video segment decomposition tools extend the base segment decomposition tools. The video segment decomposition tools describe the decomposition of a video segment into one or more sub-segments in space, time, and media source.

11.4.9.2 Video segment decomposition tools syntax

```
<!-- ########################################################## -->
<!--  Definition of VideoSegment decomposition DSs (11.4.9)  -->
<!-- ########################################################## -->

<!-- Definition of VideoSegmentSpatialDecomposition DS -->
<complexType name="VideoSegmentSpatialDecompositionType">
    <complexContent>
        <extension base="mpeg7:SpatialSegmentDecompositionType">
            <choice minOccurs="1" maxOccurs="unbounded">
                <element name="MovingRegion" type="mpeg7:MovingRegionType"/>
                <element name="MovingRegionRef" type="mpeg7:ReferenceType"/>
            </choice>
        </extension>
    </complexContent>
</complexType>

<!-- Definition of VideoSegmentTemporalDecomposition DS -->
<complexType name="VideoSegmentTemporalDecompositionType">
    <complexContent>
        <extension base="mpeg7:TemporalSegmentDecompositionType">
            <choice minOccurs="1" maxOccurs="unbounded">
                <element name="VideoSegment" type="mpeg7:VideoSegmentType"/>
                <element name="VideoSegmentRef" type="mpeg7:ReferenceType"/>
                <element name="StillRegion" type="mpeg7:StillRegionType"/>
                <element name="StillRegionRef" type="mpeg7:ReferenceType"/>
            </choice>
        </extension>
    </complexContent>
</complexType>
```

© ISO/IEC 2003 – All rights reserved

Copyright International Organization for Standardization
Provided by IHS under license with ISO
No reproduction or networking permitted without license from IHS
Not for Resale

```
<!-- Definition of VideoSegmentSpatioTemporalDecomposition DS -->
<complexType name="VideoSegmentSpatioTemporalDecompositionType">
   <complexContent>
      <extension base="mpeg7:SpatioTemporalSegmentDecompositionType">
         <choice minOccurs="1" maxOccurs="unbounded">
            <element name="MovingRegion" type="mpeg7:MovingRegionType"/>
            <element name="MovingRegionRef" type="mpeg7:ReferenceType"/>
            <element name="StillRegion" type="mpeg7:StillRegionType"/>
            <element name="StillRegionRef" type="mpeg7:ReferenceType"/>
         </choice>
      </extension>
   </complexContent>
</complexType>

<!-- Definition of VideoSegmentMediaSourceDecomposition DS -->
<complexType name="VideoSegmentMediaSourceDecompositionType">
   <complexContent>
      <extension base="mpeg7:MediaSourceSegmentDecompositionType">
         <choice minOccurs="1" maxOccurs="unbounded">
            <element name="VideoSegment" type="mpeg7:VideoSegmentType"/>
            <element name="VideoSegmentRef" type="mpeg7:ReferenceType"/>
         </choice>
      </extension>
   </complexContent>
</complexType>
```

11.4.9.3 Video segment decomposition tools semantics

Semantics of the `VideoSegmentSpatialDecompositionType`:

Name	*Definition*
`VideoSegmentSpatialDecompositionType`	Describes the spatial decomposition of a video segment into one or more moving regions. `VideoSegmentSpatialDecompositionType` extends `SpatialSegmentDecompositionType`.
`MovingRegion`	Describes a moving region that results from the spatial decomposition (optional).
`MovingRegionRef`	Describes a reference to the description of a moving region that results from the spatial decomposition (optional).

Semantics of the `VideoSegmentTemporalDecompositionType`:

Name	*Definition*
`VideoSegmentTemporalDecompositionType`	Describes the temporal decomposition of a video segment into one or more video segments and still regions. `VideoSegmentTemporalDecompositionType` extends `TemporalSegmentDecompositionType`.
`VideoSegment`	Describes a video segment that results from the temporal decomposition (optional).

Copyright International Organization for Standardization
Provided by IHS under license with ISO
No reproduction or networking permitted without license from IHS
Not for Resale
© ISO/IEC 2003 – All rights reserved

Name	*Definition*
VideoSegmentRef	Describes a reference to the description of a video segment that results from the temporal decomposition (optional).
StillRegion	Describes a still region that results from the temporal decomposition (optional).
StillRegionRef	Describes a reference to the description of a still region that results from the temporal decomposition (optional).

Semantics of the VideoSegmentSpatioTemporalDecompositionType:

Name	*Definition*
VideoSegmentSpatioTemporalDecompositionType	Describes the spatio-temporal decomposition of a video segment into one or more moving regions and still regions. VideoSegmentSpatioTemporalDecompositionType extends SpatioTemporalSegmentDecompositionType.
MovingRegion	Describes a moving region that results from the spatio-temporal decomposition (optional).
MovingRegionRef	Describes a reference to the description of a moving region that results from the spatio-temporal decomposition (optional).
StillRegion	Describes a still region that results from the spatio-temporal decomposition (optional).
StillRegionRef	Describes a reference to the description of a still region that results from the spatio-temporal decomposition (optional).

Semantics of the VideoSegmentMediaSourceDecompositionType:

Name	*Definition*
VideoSegmentMediaSourceDecompositionType	Describes a media source decomposition of a video segment into one or more video segments. VideoSegmentMediaSourceDecompositionType extends MediaSourceSegmentDecompositionType.
VideoSegment	Describes a video segment that results from the media source decomposition (optional).
VideoSegmentRef	Describes a reference to the description of a video segment that results from the media source decomposition (optional).

© ISO/IEC 2003 – All rights reserved

Copyright International Organization for Standardization
Provided by IHS under license with ISO
No reproduction or networking permitted without license from IHS
Not for Resale

11.4.9.4 Video segment decomposition tools examples (informative)

The following examples illustrate the use of the VideoSegmentTemporalDecomposition DS and VideoSegmentSpatioTemporalDecomposition DS for describing the temporal and spatio-temporal decomposition of a video segment.

The first example describes the segment decompositon shown in Figure 25. In this example, the video segment has two scenes, "Chase" and "Capture". The video segment id = "RootVS" is decomposed in two video segments, id = "ChaseVS" and id = "CaptureVS". The video segment id = "ChaseVS" corresponds to the scene "Chase", and video segment id = "CaptureVS" corresponds to the scene "Capture". The segment decomposition has neither gaps (gap = false) nor overlaps (overlap = false). The video segments are temporally connected. At the same time, the video segment "CaptureVS" is decomposed into two moving regions: id = "ManMR" and id = "WomanMR". The moving region id = "ManMR" corresponds to the object "Man" and moving region id = "WomanMR" corresponds to the object "Woman". This segment decomposition has gaps and overlaps (gap = true and overlap = true). Each of the moving regions is connected. The GoFGoPColor D (defined in ISO/IEC 15938-3) describes the color information of the video segment.

```
<Mpeg7>
   <Description xsi:type="ContentEntityType">
      <MultimediaContent xsi:type="VideoType">
         <Video id="RootVS">
            <MediaTime>
               <MediaTimePoint>T00:00:00</MediaTimePoint>
               <MediaDuration>PT1M30S</MediaDuration>
            </MediaTime>
            <VisualDescriptor xsi:type="GoFGoPColorType" aggregation="Average">
               <ScalableColor numOfCoeff="16" numOfBitplanesDiscarded="0">
                  <Coeff> 1 2 3 4 5 6 7 8 9 0 1 2 3 4 5 6 </Coeff>
               </ScalableColor>
            </VisualDescriptor>
            <TemporalDecomposition gap="false" overlap="false">
               <VideoSegment id="ChaseVS">
                  <TextAnnotation>
                     <FreeTextAnnotation> Chase </FreeTextAnnotation>
                  </TextAnnotation>
                  <MediaTime>
                     <MediaTimePoint>T00:00:00</MediaTimePoint>
                     <MediaDuration>PT0M15S</MediaDuration>
                  </MediaTime>
                  <VisualDescriptor xsi:type="GoFGoPColorType"
                     aggregation="Average">
                     <ScalableColor numOfCoeff="16" numOfBitplanesDiscarded="0">
                        <Coeff> 1 2 3 4 5 6 7 8 9 0 1 2 3 4 5 6 </Coeff>
                     </ScalableColor>
                  </VisualDescriptor>
               </VideoSegment>
               <VideoSegment id="CaptureVS">
                  <TextAnnotation>
                     <FreeTextAnnotation> Capture </FreeTextAnnotation>
                  </TextAnnotation>
                  <MediaTime>
                     <MediaTimePoint>T00:00:15</MediaTimePoint>
                     <MediaDuration>PT1M15S</MediaDuration>
                  </MediaTime>
                  <VisualDescriptor xsi:type="GoFGoPColorType"
                     aggregation="Average">
                     <ScalableColor numOfCoeff="16" numOfBitplanesDiscarded="0">
                        <Coeff> 1 2 3 4 5 6 7 8 9 0 1 2 3 4 5 6 </Coeff>
                     </ScalableColor>
                  </VisualDescriptor>
```

--`,,```,,,,````-`-`,,`,,`,`,,`---

© ISO/IEC 2003 – All rights reserved
Copyright International Organization for Standardization
Provided by IHS under license with ISO
No reproduction or networking permitted without license from IHS
Not for Resale

```
                    <SpatioTemporalDecomposition gap="true" overlap="true">
                        <MovingRegion id="ManMR">
                            <TextAnnotation>
                                <FreeTextAnnotation> Man </FreeTextAnnotation>
                            </TextAnnotation>
                        </MovingRegion>
                        <MovingRegion id="WomanMR">
                            <TextAnnotation>
                                <FreeTextAnnotation> Woman </FreeTextAnnotation>
                            </TextAnnotation>
                        </MovingRegion>
                    </SpatioTemporalDecomposition>
                </VideoSegment>
            </TemporalDecomposition>
        </Video>
    </MultimediaContent>
</Description>
</Mpeg7>
```

The second example describes the video segment decomposition shown in Figure 29 (b). In this example, video segment `id` = "VS1" represents a video consisting of four segments: " `id` = VS2", `id` = "VS3", `id` = "VS4", and `id` = "VS5". The segment decomposition has neither gaps nor overlaps (`gap` = false and `overlap` = false). The video segment `id` = "VS1" is not connected in time; it is composed of two temporal intervals of duration six and three minutes, respectively. Each video segment `id` = "VS2", `id` = "VS3", `id` = "VS4", and `id` = "VS5" is temporally connected.

```
<Mpeg7>
    <Description xsi:type="ContentEntityType">
        <MultimediaContent xsi:type="VideoType">
            <Video id="VS1">
                <TemporalMask>
                    <SubInterval>
                        <MediaTimePoint>T00:00:00</MediaTimePoint>
                        <MediaDuration>PT6M</MediaDuration>
                    </SubInterval>
                    <SubInterval>
                        <MediaTimePoint>T00:07:00</MediaTimePoint>
                        <MediaDuration>PT3M</MediaDuration>
                    </SubInterval>
                </TemporalMask>
                <TemporalDecomposition gap="false" overlap="false">
                    <VideoSegment id="VS2">
                        <MediaTime>
                            <MediaTimePoint>T00:00:00</MediaTimePoint>
                            <MediaDuration>PT5M</MediaDuration>
                        </MediaTime>
                        <VisualDescriptor xsi:type="GoFGoPColorType"
                            aggregation="Average">
                            <ScalableColor numOfCoeff="16" numOfBitplanesDiscarded="0">
                                <Coeff> 1 2 3 4 5 6 7 8 9 0 1 2 3 4 5 6 </Coeff>
                            </ScalableColor>
                        </VisualDescriptor>
                    </VideoSegment>
                    <VideoSegment id="VS3">
                        <MediaTime>
                            <MediaTimePoint>T00:05:00</MediaTimePoint>
                            <MediaDuration>PT1M</MediaDuration>
                        </MediaTime>
                        <VisualDescriptor xsi:type="GoFGoPColorType"
```

© ISO/IEC 2003 – All rights reserved

Copyright International Organization for Standardization
Provided by IHS under license with ISO
No reproduction or networking permitted without license from IHS
Not for Resale

```
                        aggregation="Average">
                        <ScalableColor numOfCoeff="16" numOfBitplanesDiscarded="0">
                            <Coeff> 1 2 3 4 5 6 7 8 9 0 1 2 3 4 5 6 </Coeff>
                        </ScalableColor>
                    </VisualDescriptor>
                </VideoSegment>
                <VideoSegment id="VS4">
                    <MediaTime>
                        <MediaTimePoint>T00:07:00</MediaTimePoint>
                        <MediaDuration>PT2M</MediaDuration>
                    </MediaTime>
                    <VisualDescriptor xsi:type="GoFGoPColorType"
                        aggregation="Average">
                        <ScalableColor numOfCoeff="16" numOfBitplanesDiscarded="0">
                            <Coeff> 1 2 3 4 5 6 7 8 9 0 1 2 3 4 5 6 </Coeff>
                        </ScalableColor>
                    </VisualDescriptor>
                </VideoSegment>
                <VideoSegment id="VS5">
                    <MediaTime>
                        <MediaTimePoint>T00:09:00</MediaTimePoint>
                        <MediaDuration>PT1M</MediaDuration>
                    </MediaTime>
                    <VisualDescriptor xsi:type="GoFGoPColorType"
                        aggregation="Average">
                        <ScalableColor numOfCoeff="16" numOfBitplanesDiscarded="0">
                            <Coeff> 1 2 3 4 5 6 7 8 9 0 1 2 3 4 5 6 </Coeff>
                        </ScalableColor>
                    </VisualDescriptor>
                </VideoSegment>
            </TemporalDecomposition>
        </Video>
    </MultimediaContent>
  </Description>
</Mpeg7>
```

11.4.10 MovingRegion DS

11.4.10.1 Introduction

The `MovingRegion DS` describes a video or a spatio-temporal region of a video. The `MovingRegion DS` extends the `Segment DS`. In the case of digital video, a moving region can correspond to an arbitrary group of pixels, or the full video. The moving region need not be connected in space or time. The `SpatioTemporalMask D` optionally describes a spatio-temporal mask giving a set of non-connected sub-regions in the case that the moving region is formed from non-connected sub-regions.

11.4.10.2 MovingRegion DS syntax

```
<!-- ######################################### -->
<!--  Definition of MovingRegion DS (11.4.10)  -->
<!-- ######################################### -->

<!-- Definition of MovingRegion DS -->
<complexType name="MovingRegionType">
    <complexContent>
        <extension base="mpeg7:SegmentType">
            <sequence>
                <choice minOccurs="0">
```


Copyright International Organization for Standardization
Provided by IHS under license with ISO
No reproduction or networking permitted without license from IHS
Not for Resale
© ISO/IEC 2003 – All rights reserved

```
                <element name="SpatioTemporalLocator"
                        type="mpeg7:SpatioTemporalLocatorType"/>
                <element name="SpatioTemporalMask"
                        type="mpeg7:SpatioTemporalMaskType"/>
            </choice>
            <choice minOccurs="0" maxOccurs="unbounded">
                <element name="VisualDescriptor" type="mpeg7:VisualDType"/>
                <element name="VisualDescriptionScheme" type="mpeg7:VisualDSType"/>
                <element name="VisualTimeSeriesDescriptor"
                    type="mpeg7:VisualTimeSeriesType"/>
            </choice>
            <element name="MultipleView" type="mpeg7:MultipleViewType"
                        minOccurs="0"/>
            <choice minOccurs="0" maxOccurs="unbounded">
                <element name="SpatialDecomposition"
                         type="mpeg7:MovingRegionSpatialDecompositionType"/>
                <element name="TemporalDecomposition"
                         type="mpeg7:MovingRegionTemporalDecompositionType"/>
                <element name="SpatioTemporalDecomposition"
                         type="mpeg7:MovingRegionSpatioTemporalDecompositionType"/>
                <element name="MediaSourceDecomposition"
                         type="mpeg7:MovingRegionMediaSourceDecompositionType"/>
            </choice>
        </sequence>
      </extension>
   </complexContent>
</complexType>
```

11.4.10.3 MovingRegion DS semantics

Semantics of the `MovingRegionType`:

Name	*Definition*
`MovingRegionType`	Describes a video or a spatio-temporal region of a video. The moving region need not be connected in space or time. The `MovingRegion DS` uses visual description tools (`VisualDType` and `VisualDSType`) to describe the visual features of the moving region. The spatio-temporal localization or composition of the moving region is optionally described using a choice of `SpatioTemporalLocator` or `SpatioTemporalMask`. `MovingRegionType` extends `SegmentType`.
`SpatioTemporalLocator`	Describes the spatio-temporal localization of the moving region using `SpatioTemporalLocatorType` (optional). The spatio-temporal locator describes a spatio-temporally connected sub-region that includes the spatio-temporal components of the moving region. The `SpatioTemporalLocatorType` is defined in ISO/IEC 15938-3.
`SpatioTemporalMask`	Describes a spatio-temporal mask that defines the spatio-temporal composition of the moving region (optional). The moving region is formed from the set of sub-regions described by the `SpatioTemporalMask`. If absent, the moving region is composed of the single connected region defined by the `SpatioTemporalLocator`.
`VisualDescriptor`	Describes the visual features of the moving region using a visual descriptor (optional). The specific `VisualDTypes` are defined in ISO/IEC 15938-3.
`VisualDescriptionScheme`	Describes the visual features of the moving region using a visual description scheme (optional). The specific `VisualDSTypes` are defined

-`,,```,,,,````-`-`,,`,,`,`,,`---

© ISO/IEC 2003 – All rights reserved
Copyright International Organization for Standardization
Provided by IHS under license with ISO
No reproduction or networking permitted without license from IHS
Not for Resale

Name	*Definition*
	in ISO/IEC 15938-3.
`VisualTimeSeriesDescriptor`	Describes a temporal sequence of visual features in the moving region (optional). The `VisualTimeSeriesDescriptor` applies only in the case of a connected moving region. The `VisualTimeSeriesType` is defined in ISO/IEC 15938-3.
`MultipleView`	Describes visual features of a 3D moving physical object depicted in the moving region as seen from one or more viewing positions or angles (optional). The `MultipleViewType` is defined in ISO/IEC 15938-3.
`SpatialDecomposition`	Describes the spatial decomposition of the moving region into one or more sub-segments (optional).
`TemporalDecomposition`	Describes the temporal decomposition of the moving region into one or more sub-segments (optional).
`SpatioTemporalDecomposition`	Describes the spatio-temporal decomposition of the moving region into one or more sub-segments (optional).
`MediaSourceDecomposition`	Describes the media source decomposition of the moving region into one or more sub-segments (optional).

11.4.10.4 MovingRegion DS examples (informative)

The following example illustrates the use of the `MovingRegion DS` for describing the spatio-temporal region corresponding to the object "Man" in the video shown in Figure 25. In this example, the moving region `id` = "ManMR" corresponds to the object "Man".

```
<Mpeg7>
   <Description xsi:type="ContentEntityType">
      <MultimediaContent xsi:type="VideoType">
         <Video>
            <SpatioTemporalDecomposition>
               <MovingRegion id="ManMR">
                  <TextAnnotation>
                     <FreeTextAnnotation> Man </FreeTextAnnotation>
                  </TextAnnotation>
                  <SpatioTemporalLocator>
                     <FigureTrajectory type="rectangle">
                        <MediaTime>
                           <MediaTimePoint>T00:00:15</MediaTimePoint>
                           <MediaDuration>PT1M15S</MediaDuration>
                        </MediaTime>
                        <Vertex>
                           <WholeInterval>
                              <MediaDuration>PT0S</MediaDuration>
                           </WholeInterval>
                           <InterpolationFunctions>
                              <KeyValue type="startPoint">0.1</KeyValue>
                              <KeyValue type="startPoint">0.2</KeyValue>
                           </InterpolationFunctions>
                        </Vertex>
                        <Vertex>
                           <WholeInterval>
                              <MediaDuration>PT1S</MediaDuration>
```


© ISO/IEC 2003 – All rights reserved
Copyright International Organization for Standardization
Provided by IHS under license with ISO
No reproduction or networking permitted without license from IHS
Not for Resale

```
                                </WholeInterval>
                                <InterpolationFunctions>
                                    <KeyValue type="startPoint">0.3</KeyValue>
                                    <KeyValue type="startPoint">0.4</KeyValue>
                                </InterpolationFunctions>
                            </Vertex>
                            <Vertex>
                                <WholeInterval>
                                    <MediaDuration>PT2S</MediaDuration>
                                </WholeInterval>
                                <InterpolationFunctions>
                                    <KeyValue type="startPoint">0.5</KeyValue>
                                    <KeyValue type="startPoint">0.5</KeyValue>
                                </InterpolationFunctions>
                            </Vertex>
                            <!-- more elements here -->
                        </FigureTrajectory>
                    </SpatioTemporalLocator>
                </MovingRegion>
            </SpatioTemporalDecomposition>
        </Video>
    </MultimediaContent>
</Description>
</Mpeg7>
```

11.4.11 Moving region decomposition tools

11.4.11.1 Introduction

The moving region decomposition tools describe the decomposition of a moving region into one or more sub-segments in space, time, and media source. The moving region decomposition tools extend the base segment decomposition tools.

11.4.11.2 Moving region decomposition tools syntax

```
<!-- ########################################################## -->
<!--  Definition of MovingRegion decomposition DSs (11.4.11)  -->
<!-- ########################################################## -->

<!-- Definition of MovingRegionSpatialDecomposition DS -->
<complexType name="MovingRegionSpatialDecompositionType">
    <complexContent>
        <extension base="mpeg7:SpatialSegmentDecompositionType">
            <choice minOccurs="1" maxOccurs="unbounded">
                <element name="MovingRegion" type="mpeg7:MovingRegionType"/>
                <element name="MovingRegionRef" type="mpeg7:ReferenceType"/>
            </choice>
        </extension>
    </complexContent>
</complexType>

<!-- Definition of MovingRegionTemporalDecomposition DS -->
<complexType name="MovingRegionTemporalDecompositionType">
    <complexContent>
        <extension base="mpeg7:TemporalSegmentDecompositionType">
            <choice minOccurs="1" maxOccurs="unbounded">
                <element name="MovingRegion" type="mpeg7:MovingRegionType"/>
                <element name="MovingRegionRef" type="mpeg7:ReferenceType"/>
```

© ISO/IEC 2003 – All rights reserved
Copyright International Organization for Standardization
Provided by IHS under license with ISO
No reproduction or networking permitted without license from IHS
Not for Resale

```
            <element name="StillRegion" type="mpeg7:StillRegionType"/>
            <element name="StillRegionRef" type="mpeg7:ReferenceType"/>
         </choice>
      </extension>
   </complexContent>
</complexType>

<!-- Definition of MovingRegionSpatioTemporalDecomposition DS -->
<complexType name="MovingRegionSpatioTemporalDecompositionType">
   <complexContent>
      <extension base="mpeg7:SpatioTemporalSegmentDecompositionType">
         <choice minOccurs="1" maxOccurs="unbounded">
            <element name="MovingRegion" type="mpeg7:MovingRegionType"/>
            <element name="MovingRegionRef" type="mpeg7:ReferenceType"/>
            <element name="StillRegion" type="mpeg7:StillRegionType"/>
            <element name="StillRegionRef" type="mpeg7:ReferenceType"/>
         </choice>
      </extension>
   </complexContent>
</complexType>

<!-- Definition of MovingRegionMediaSourceDecomposition DS -->
<complexType name="MovingRegionMediaSourceDecompositionType">
   <complexContent>
      <extension base="mpeg7:MediaSourceSegmentDecompositionType">
         <choice minOccurs="1" maxOccurs="unbounded">
            <element name="MovingRegion" type="mpeg7:MovingRegionType"/>
            <element name="MovingRegionRef" type="mpeg7:ReferenceType"/>
         </choice>
      </extension>
   </complexContent>
</complexType>
```

11.4.11.3 Moving region decomposition tools semantics

Semantics of the `MovingRegionSpatialDecompositionType`:

Name	*Definition*
`MovingRegionSpatialDecompositionType`	Describes the spatial decomposition of a moving region into one or more moving regions. `MovingRegionSpatialDecompositionType` extends `SpatialSegmentDecompositionType`.
`MovingRegion`	Describes a moving region that results from the spatial decomposition (optional).
`MovingRegionRef`	Describes a reference to the description of a moving region that results from the spatial decomposition (optional).

Copyright International Organization for Standardization
Provided by IHS under license with ISO
No reproduction or networking permitted without license from IHS
Not for Resale
© ISO/IEC 2003 – All rights reserved

Semantics of the MovingRegionTemporalDecompositionType:

Name	*Definition*
MovingRegionTemporalDecompositionType	Describes the temporal decomposition of a moving region into one or more moving regions and still regions. MovingRegionTemporalDecompositionType extends TemporalSegmentDecompositionType.
MovingRegion	Describes a moving region that results from the temporal decomposition (optional).
MovingRegionRef	Describes a reference to the description of a moving region that results from the temporal decomposition (optional).
StillRegion	Describes a still region that results from the temporal decomposition (optional).
StillRegionRef	Describes a reference to the description of a still region that results from the temporal decomposition (optional).

Semantics of the MovingRegionSpatioTemporalDecompositionType:

Name	*Definition*
MovingRegionSpatioTemporalDecompositionType	Describes the spatio-temporal decomposition of a video segment into one or more moving regions and still regions. MovingRegionSpatioTemporalDecompositionType extends SpatioTemporalSegmentDecompositionType.
MovingRegion	Describes a moving region that results from the spatio-temporal decomposition (optional).
MovingRegionRef	Describes a reference to the description of a moving region that results from the spatio-temporal decomposition (optional).
StillRegion	Describes a still region that results from the spatio-temporal decomposition (optional).
StillRegionRef	Describes a reference to the description of a still region that results from the spatio-temporal decomposition (optional).

Semantics of the MovingRegionMediaSourceDecompositionType:

Name	*Definition*
MovingRegionMediaSourceDecompositionType	Describes a media source decomposition of a moving region into one or more moving regions. MovingRegionMediaSourceDecompositionType extends MediaSourceSegmentDecompositionType.
MovingRegion	Describes a moving region that results from the media source decomposition (optional).
MovingRegionRef	Describes a reference to the description of a moving region that results from the media source decomposition (optional).

© ISO/IEC 2003 – All rights reserved

Copyright International Organization for Standardization
Provided by IHS under license with ISO
No reproduction or networking permitted without license from IHS
Not for Resale

11.4.11.4 Moving region decomposition tools examples (informative)

The following example illustrates the use of the `MovingRegionTemporalDecomposition DS` for describing a video object plane or key still region of the moving region `id` = "ManMR" in 11.3.2.5.4. In this example, the still region `id` = "ManKeySR" represents the still region of the object "Man" in a video frame. The segment decomposition has gaps but no overlaps.

```
<Mpeg7>
   <Description xsi:type="ContentEntityType">
      <MultimediaContent xsi:type="VideoType">
         <Video id="VS1">
            <SpatioTemporalDecomposition>
               <MovingRegion id="ManMR">
                  <TextAnnotation>
                     <FreeTextAnnotation> Man (moving region)</FreeTextAnnotation>
                  </TextAnnotation>
                  <TemporalDecomposition gap="true" overlap="false">
                     <StillRegion id="ManKeySR">
                        <MediaLocator>
                           <MediaUri>image.jpg</MediaUri>
                        </MediaLocator>
                        <TextAnnotation>
                           <FreeTextAnnotation> Man (still region)
                           </FreeTextAnnotation>
                        </TextAnnotation>
                        <VisualDescriptor xsi:type="ScalableColorType"
                           numOfCoeff="16" numOfBitplanesDiscarded="0">
                           <Coeff> 1 2 3 4 5 6 7 8 9 0 1 2 3 4 5 6 </Coeff>
                        </VisualDescriptor>
                     </StillRegion>
                  </TemporalDecomposition>
               </MovingRegion>
            </SpatioTemporalDecomposition>
         </Video>
      </MultimediaContent>
   </Description>
</Mpeg7>
```

11.4.12 VideoText DS

11.4.12.1 Introduction

The `VideoText DS` describes a spatio-temporal region of video that visually contains text. The `VideoText DS` extends the `MovingRegion DS`. The `VideoText DS` describes the textual characters, language, font size, and font style of the video text.

11.4.12.2 VideoText DS syntax

```
<!-- ######################################## -->
<!--  Definition of VideoText DS (11.4.12)  -->
<!-- ######################################## -->

<!-- Definition of VideoText DS -->
<complexType name="VideoTextType">
   <complexContent>
      <extension base="mpeg7:MovingRegionType">
         <sequence>
            <element name="Text" type="mpeg7:TextualType" minOccurs="0"/>
```


--`,,```,,,,````-`-`,,`,,`,`,,`---
Copyright International Organization for Standardization
Provided by IHS under license with ISO
No reproduction or networking permitted without license from IHS
Not for Resale
© ISO/IEC 2003 – All rights reserved

```
            </sequence>
            <attribute name="textType" use="optional">
               <simpleType>
                  <union>
                     <simpleType>
                        <restriction base="NMTOKEN">
                           <enumeration value="superimposed"/>
                           <enumeration value="scene"/>
                        </restriction>
                     </simpleType>
                     <simpleType>
                        <restriction base="mpeg7:termReferenceType"/>
                     </simpleType>
                  </union>
               </simpleType>
            </attribute>
            <attribute name="fontSize" type="positiveInteger" use="optional"/>
            <attribute name="fontType" type="string" use="optional"/>
         </extension>
      </complexContent>
   </complexType>
```

11.4.12.3 VideoText DS semantics

Semantics of the `VideoTextType`:

Name	*Definition*
`VideoTextType`	Describes a spatio-temporal region of video that visually contains text. `VideoTextType` extends `MovingRegionType`.
`Text`	Indicates the text string and the language of the video text (optional).
`textType`	Indicates the type of the video text (optional). The types are defined as follows: • *superimposed* – the text is artificially embedded in the video such as captions or graphics (i.e., produced by title machines or graphical font generators). • *scene* – the text appears naturally in the scene such as writing on people's shirts, signs or billboards in the scene, street names and shop names.
`fontSize`	Indicates the font size of the video text (optional).
`fontType`	Indicates the font type of the video text (optional).

11.4.12.4 VideoText DS examples (informative)

The following example illustrates the use of the `VideoText DS` for describing a superimposed video text with text string "Victory".

```
<Mpeg7>
   <Description xsi:type="ContentEntityType">
      <MultimediaContent xsi:type="VideoType">
         <Video id="VS1">
            <SpatioTemporalDecomposition>
               <MovingRegion xsi:type="VideoTextType" id="VideoText1"
```

© ISO/IEC 2003 – All rights reserved

Copyright International Organization for Standardization
Provided by IHS under license with ISO
No reproduction or networking permitted without license from IHS
Not for Resale

```
                    textType="superimposed" fontSize="40" fontType="Courier New">
                    <Text> Victory </Text>
                </MovingRegion>
            </SpatioTemporalDecomposition>
        </Video>
    </MultimediaContent>
  </Description>
</Mpeg7>
```

11.5 Audio segment description tools

11.5.1 Introduction

This subclause specifies tools for describing segments of audio content and their structural decompositions. The following table summarizes the tools specified in this subclause. Figure 41 shows the organization of the tools for describing segments of audio content.

Table 20 — Overview of the audio segment description tools

Tool	*Functionality*
`AudioSegment DS`	This tool describes audio and segments of audio. This tool extends the `Segment DS`.
Audio segment decomposition tools	These tools describe decompositions of audio segments in time and media source. These tools extend the base segment decomposition tools. The following audio segment decomposition tools are defined: • `AudioSegmentTemporalDecomposition DS`: describes the temporal decomposition of an audio segment. • `AudioSegmentMediaSourceDecomposition DS`: describes the media source decomposition of an audio segment.

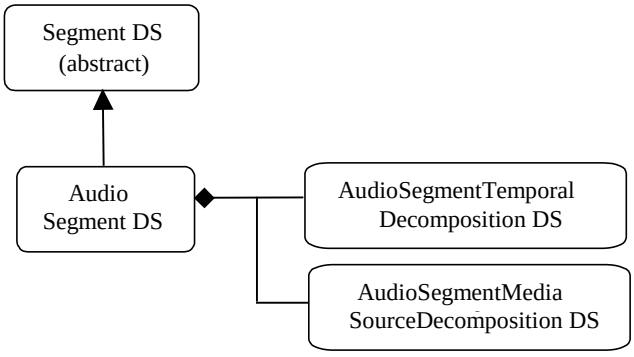

Figure 41 — Overview of the tools for describing segments of audio content

© ISO/IEC 2003 – All rights reserved
Copyright International Organization for Standardization
Provided by IHS under license with ISO
No reproduction or networking permitted without license from IHS
Not for Resale

11.5.2 AudioSegment DS

11.5.2.1 Introduction

The AudioSegment DS describes audio or temporal segment of audio. The AudioSegment DS extends the Segment DS. In the case of digital audio, a audio segment can correspond to an arbitrary group of samples, or the full audio sequence. The audio segment need not be connected in time. The TemporalMask D optionally describes a temporal mask giving a set of non-connected sub-intervals in the case that the audio segment is formed from non-connected sub-intervals.

11.5.2.2 AudioSegment DS syntax

```
<!-- ######################################### -->
<!--  Definition of AudioSegment DS (11.5.2)  -->
<!-- ######################################### -->

<!-- Definition of AudioSegment DS -->
<complexType name="AudioSegmentType">
   <complexContent>
      <extension base="mpeg7:SegmentType">
         <sequence>
            <choice minOccurs="0">
               <element name="MediaTime" type="mpeg7:MediaTimeType"/>
               <element name="TemporalMask" type="mpeg7:TemporalMaskType"/>
            </choice>
            <choice minOccurs="0" maxOccurs="unbounded">
               <element name="AudioDescriptor" type="mpeg7:AudioDType"/>
               <element name="AudioDescriptionScheme" type="mpeg7:AudioDSType"/>
            </choice>
            <choice minOccurs="0" maxOccurs="unbounded">
               <element name="TemporalDecomposition"
                        type="mpeg7:AudioSegmentTemporalDecompositionType"/>
               <element name="MediaSourceDecomposition"
                        type="mpeg7:AudioSegmentMediaSourceDecompositionType"/>
            </choice>
         </sequence>
      </extension>
   </complexContent>
</complexType>
```

11.5.2.3 AudioSegment DS semantics

Semantics of the AudioSegmentType:

Name	*Definition*
AudioSegmentType	Describes audio or a temporal segment of audio. The AudioSegment DS uses audio description tools (AudioDType and AudioDSType) to describe the audio features of the audio segment. The temporal localization or composition of the audio segment is optionally described using a choice of MediaTime or TemporalMask. AudioSegmentType extends SegmentType.
MediaTime	Describes the temporal localization of the audio segment using MediaTimeType (optional). The temporal locator describes a temporally connected sub-interval by specifying the start time and the duration of the audio segment. The sub-interval describes a temporal bounding box that may bound a set of individual audio segments. If neither MediaTime nor

© ISO/IEC 2003 – All rights reserved
Copyright International Organization for Standardization
Provided by IHS under license with ISO
No reproduction or networking permitted without license from IHS
Not for Resale

Name	*Definition*
	`TemporalMask` is described, then the audio segment refers to the entire audio.
`TemporalMask`	Describes a temporal mask that defines the temporal composition of the audio segment (optional). The audio segment is formed from the set of sub-intervals described by the `TemporalMask`. If absent, the audio segment is composed of the single connected interval defined by `MediaTime`.
`AudioDescriptor`	Describes audio features of the audio segment using an audio descriptor (optional). The specific `AudioDTypes` are defined in ISO/IEC 15938-4.
`AudioDescriptionScheme`	Describes audio features of the audio segment using an audio description scheme (optional). The specific `AudioDSTypes` are defined in ISO/IEC 15938-4.
`TemporalDecomposition`	Describes the temporal decomposition of the audio segment into one or more sub-segments (optional).
`MediaSourceDecomposition`	Describes the media source decomposition of the audio segment into one or more sub-segments (optional).

11.5.2.4 AudioSegment DS examples (informative)

The following examples illustrate the use of the `AudioSegment DS` for describing audio content. The `MediaTime` describes the time information for the audio segment.

```
<AudioSegment>
   <MediaTime>
      <MediaTimePoint>T00:00:00</MediaTimePoint>
      <MediaDuration>PT1M30S</MediaDuration>
   </MediaTime>
</AudioSegment>
```

11.5.3 Audio segment decomposition tools

11.5.3.1 Introduction

The audio segment decomposition tools describe the decomposition of an audio segment into one or more sub-segments in time and media source. The audio segment decomposition tools extend the base segment decomposition tools.

11.5.3.2 Audio segment decomposition tools syntax

```
<!-- ########################################################## -->
<!-- Definition of AudioSegment decomposition DSs (11.5.3)  -->
<!-- ########################################################## -->

<!-- Definition of AudioSegmentTemporalDecomposition DS -->
<complexType name="AudioSegmentTemporalDecompositionType">
   <complexContent>
      <extension base="mpeg7:TemporalSegmentDecompositionType">
         <choice minOccurs="1" maxOccurs="unbounded">
            <element name="AudioSegment" type="mpeg7:AudioSegmentType"/>
            <element name="AudioSegmentRef" type="mpeg7:ReferenceType"/>
```


--`,,```,,,,````-`-`,,`,,`,`,,`---
Copyright International Organization for Standardization
Provided by IHS under license with ISO
No reproduction or networking permitted without license from IHS
Not for Resale
© ISO/IEC 2003 – All rights reserved

```
          </choice>
       </extension>
   </complexContent>
</complexType>

<!-- Definition of AudioSegmentMediaSourceDecomposition DS -->
<complexType name="AudioSegmentMediaSourceDecompositionType">
   <complexContent>
      <extension base="mpeg7:MediaSourceSegmentDecompositionType">
         <choice minOccurs="1" maxOccurs="unbounded">
            <element name="AudioSegment" type="mpeg7:AudioSegmentType"/>
            <element name="AudioSegmentRef" type="mpeg7:ReferenceType"/>
         </choice>
      </extension>
   </complexContent>
</complexType>
```

11.5.3.3 Audio segment decomposition tools semantics

Semantics of the `AudioSegmentTemporalDecompositionType`:

Name	*Definition*
`AudioSegmentTemporalDecompositionType`	Describes the temporal decomposition of an audio segment into one or more audio segments. `AudioSegmentTemporalDecompositionType` extends `TemporalSegmentDecompositionType`.
`AudioSegment`	Describes an audio segment that results from the temporal decomposition (optional).
`AudioSegmentRef`	Describes a reference to the descriptions of an audio segment that results from the temporal decomposition (optional).

Semantics of the `AudioSegmentMediaSourceDecompositionType`:

Name	*Definition*
`AudioSegmentMediaSourceDecompositionType`	Describes the media source decomposition of an audio segment into one or more audio segments. `AudioSegmentMediaSourceDecompositionType` extends `MediaSourceSegmentDecompositionType`
`AudioSegment`	Describes an audio segment that results from the media source decomposition (optional).
`AudioSegmentRef`	Describes a reference to the description of an audio segment that results from the media source decomposition (optional).

© ISO/IEC 2003 – All rights reserved
Copyright International Organization for Standardization
Provided by IHS under license with ISO
No reproduction or networking permitted without license from IHS
Not for Resale

11.5.3.4 Audio segment decomposition tools examples (informative)

The following example illustrates the use of the `AudioSegmentTemporalDecomposition DS` for describing the temporal decomposition of audio content.

```
<Mpeg7>
    <Description xsi:type="ContentEntityType">
      <MultimediaContent xsi:type="AudioType">
          <Audio>
              <MediaTime>
                  <MediaTimePoint>T00:00:00</MediaTimePoint>
                  <MediaDuration>PT1M30S</MediaDuration>
              </MediaTime>
              <TemporalDecomposition gap="false" overlap="false">
                  <AudioSegment>
                      <TextAnnotation>
                          <FreeTextAnnotation> Chase </FreeTextAnnotation>
                      </TextAnnotation>
                      <MediaTime>
                          <MediaTimePoint>T00:00:00</MediaTimePoint>
                          <MediaDuration>PT0M15S</MediaDuration>
                      </MediaTime>
                  </AudioSegment>
                  <AudioSegment>
                      <TextAnnotation>
                          <FreeTextAnnotation> Capture </FreeTextAnnotation>
                      </TextAnnotation>
                      <MediaTime>
                          <MediaTimePoint>T00:00:15</MediaTimePoint>
                          <MediaDuration>PT1M15S</MediaDuration>
                      </MediaTime>
                  </AudioSegment>
              </TemporalDecomposition>
          </Audio>
       </MultimediaContent>
    </Description>
</Mpeg7>
```

11.6 Audio-visual segment description tools

11.6.1 Introduction

This subclause specifies tools for describing segments of AV content and their structural decompositions. The following table summarizes the tools specified in this subclause. Figure 42 shows the organization of the tools for describing segments of AV content.

Table 21 — Overview of the AV segment description tools

Tool	*Functionality*
`AudioVisualSegment DS`	This tool describes AV content and segments of AV content. This tool extends the `Segment DS`.
Audio-visual segment decomposition tools	These tools describe decompositions of AV segments in space, time, and media source. These tools extend the base segment decomposition tools. The following AV segment decomposition tools are defined: • `AudioVisualSegmentSpatialDecomposition DS`: describes the spatial decomposition of an AV segment.

© ISO/IEC 2003 – All rights reserved
Copyright International Organization for Standardization
Provided by IHS under license with ISO
No reproduction or networking permitted without license from IHS
Not for Resale

Tool	*Functionality*
	• `AudioVisualSegmentTemporalDecomposition DS`: describes the temporal decomposition of an AV segment. • `AudioVisualSegmentSpatioTemporalDecomposition DS`: describes the spatio-temporal decomposition of an AV segment. • `AudioVisualSegmentMediaSourceDecomposition DS`: describes the media source decomposition of an AV segment.
`AudioVisualRegion DS`	This tool describes AV content and arbitrary spatio-temporal regions of AV content. This tool extends the `Segment DS`.
Audio-visual region decomposition tools	These tools describe decompositions of AV regions in space, time, and media source. These tools extend the base segment decomposition tools. The following AV region decomposition tools are defined: • `AudioVisualRegionSpatialDecomposition DS`: describes the spatial decomposition of an AV region. • `AudioVisualRegionTemporalDecomposition DS`: describes the temporal decomposition of an AV region. • `AudioVisualRegionSpatioTemporalDecomposition DS`: describes the spatio-temporal decomposition of an AV region. • `AudioVisualRegionMediaSourceDecomposition DS`: describes the media source decomposition of an AV region.

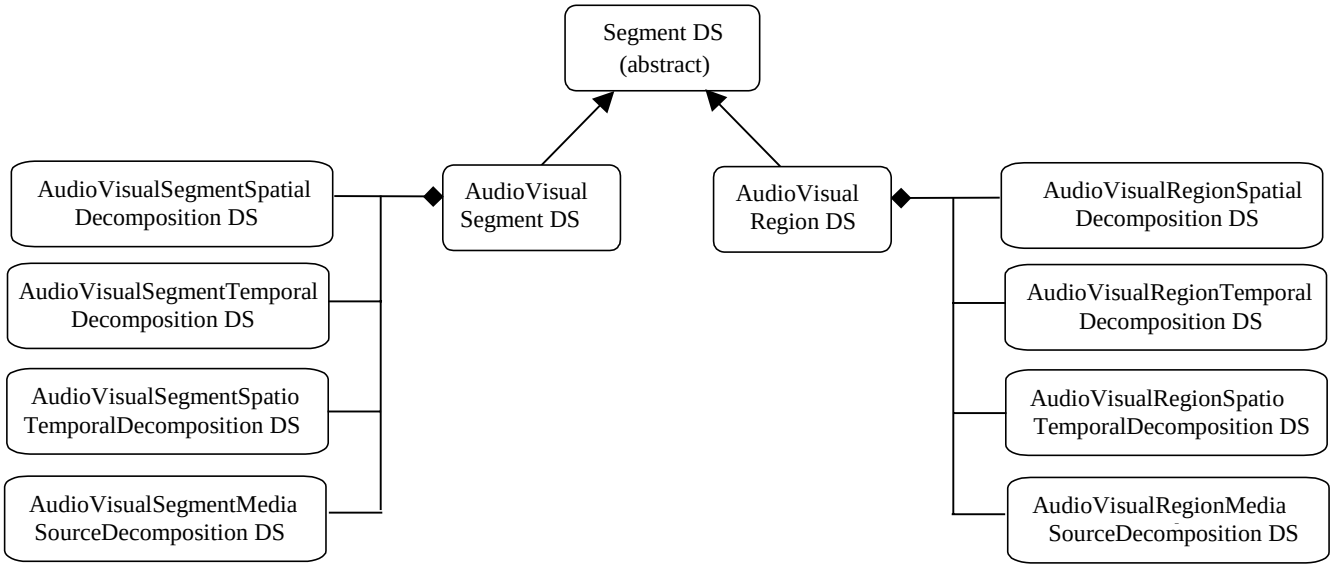

Figure 42 — Overview of the tools for describing segments of AV content

© ISO/IEC 2003 – All rights reserved

Copyright International Organization for Standardization
Provided by IHS under license with ISO
No reproduction or networking permitted without license from IHS
Not for Resale

11.6.2 AudioVisualSegment DS

11.6.2.1 Introduction

The AudioVisualSegment DS describes AV content or temporal segment of AV content, which corresponds to the audio and video content in the same temporal intervals. The AudioVisualSegment DS extends the Segment DS. The AV segment need not be connected in time. The TemporalMask D optionally describes a temporal mask giving a set of non-connected sub-intervals in the case that the AV segment is formed from non-connected sub-intervals.

11.6.2.2 AudioVisualSegment DS syntax

```
<!-- ################################################ -->
<!--  Definition of AudioVisualSegment DS (11.6.2)   -->
<!-- ################################################ -->

<!-- Definition of AudioVisualSegment DS -->
<complexType name="AudioVisualSegmentType">
   <complexContent>
      <extension base="mpeg7:SegmentType">
         <sequence>
            <choice minOccurs="0">
               <element name="MediaTime" type="mpeg7:MediaTimeType"/>
               <element name="TemporalMask" type="mpeg7:TemporalMaskType"/>
            </choice>
            <choice minOccurs="0" maxOccurs="unbounded">
               <element name="SpatialDecomposition"
                        type="mpeg7:AudioVisualSegmentSpatialDecompositionType"/>
               <element name="TemporalDecomposition"
                        type="mpeg7:AudioVisualSegmentTemporalDecompositionType"/>
               <element name="SpatioTemporalDecomposition"
                  type="mpeg7:AudioVisualSegmentSpatioTemporalDecompositionType"/>
               <element name="MediaSourceDecomposition"
                  type="mpeg7:AudioVisualSegmentMediaSourceDecompositionType"/>
            </choice>
         </sequence>
      </extension>
   </complexContent>
</complexType>
```

11.6.2.3 AudioVisualSegment DS semantics

Semantics of the AudioVisualSegmentType:

Name	*Definition*
AudioVisualSegmentType	Describes AV content or a temporal segment of AV content. The temporal localization or composition of the AV segment is optionally described using a choice of MediaTime or TemporalMask. AudioVisualSegmentType extends SegmentType.
MediaTime	Describes the temporal localization of the AV segment using MediaTimeType (optional). The temporal locator describes a temporally connected sub-interval by specifying the start time and the duration of the AV segment. The sub-interval describes a temporal bounding box that may bound a set of individual AV segments. If neither MediaTime nor TemporalMask is described, then the AV segment refers to the entire audio.

© ISO/IEC 2003 – All rights reserved
Copyright International Organization for Standardization
Provided by IHS under license with ISO
No reproduction or networking permitted without license from IHS
Not for Resale

Name	*Definition*
`TemporalMask`	Describes a temporal mask that defines the temporal composition of the AV segment. (optional). The AV segment is formed from the set of sub-intervals described by the `TemporalMask`. If absent, the AV segment is composed of the single connected interval defined by `MediaTime`.
`SpatialDecomposition`	Describes the spatial decomposition of the AV segment into one or more sub-segments (optional).
`TemporalDecomposition`	Describes the temporal decomposition of the AV segment into one or more sub-segments (optional).
`SpatioTemporalDecomposition`	Describes the spatio-temporal decomposition of the AV segment into one or more sub-segments (optional).
`MediaSourceDecomposition`	Describes the media source decomposition of the AV segment into one or more sub-segments (optional).

11.6.2.4 AudioVisualSegment DS examples (informative)

The following example illustrates the use of the `AudioVisualSegment DS` for describing an AV segment.

```
<AudioVisualSegment id="DocumentaryAVS">
    <MediaLocator>
        <MediaUri>movie.mpg</MediaUri>
    </MediaLocator>
    <TextAnnotation>
        <FreeTextAnnotation> Documentary about eagles </FreeTextAnnotation>
    </TextAnnotation>
    <MediaTime>
        <MediaTimePoint>T00:00:00</MediaTimePoint>
        <MediaDuration>PT1M30S</MediaDuration>
    </MediaTime>
</AudioVisualSegment>
```

11.6.3 Audio-visual segment decomposition tools

11.6.3.1 Introduction

AV segment decomposition tools describe the decomposition of a AV segment into one or more sub-segments in space, time, and media source. The AV segment decomposition tools extend the base segment decomposition tools.

11.6.3.2 Audio-visual segment decomposition tools syntax

```
<!-- ################################################################ -->
<!--  Definition of AudioVisualSegment decomposition DSs (11.6.3)  -->
<!-- ################################################################ -->

<!-- Definition of AudioVisualSegmentSpatialDecomposition DS -->
<complexType name="AudioVisualSegmentSpatialDecompositionType">
    <complexContent>
        <extension base="mpeg7:SpatialSegmentDecompositionType">
            <choice minOccurs="1" maxOccurs="unbounded">
                <element name="AudioVisualRegion" type="mpeg7:AudioVisualRegionType"/>
```

© ISO/IEC 2003 – All rights reserved

Copyright International Organization for Standardization
Provided by IHS under license with ISO
No reproduction or networking permitted without license from IHS
Not for Resale

```
            <element name="AudioVisualRegionRef" type="mpeg7:ReferenceType"/>
         </choice>
      </extension>
   </complexContent>
</complexType>

<!-- Definition of AudioVisualSegmentTemporalDecomposition DS -->
<complexType name="AudioVisualSegmentTemporalDecompositionType">
   <complexContent>
      <extension base="mpeg7:TemporalSegmentDecompositionType">
         <choice minOccurs="1" maxOccurs="unbounded">
            <element name="AudioVisualSegment"
               type="mpeg7:AudioVisualSegmentType"/>
            <element name="AudioVisualSegmentRef"
               type="mpeg7:ReferenceType"/>
            <element name="AudioVisualRegion"
               type="mpeg7:AudioVisualRegionType"/>
            <element name="AudioVisualRegionRef"
               type="mpeg7:ReferenceType"/>
         </choice>
      </extension>
   </complexContent>
</complexType>

<!-- Definition of AudioVisualSegmentSpatioTemporalDecomposition DS -->
<complexType name="AudioVisualSegmentSpatioTemporalDecompositionType">
   <complexContent>
      <extension base="mpeg7:SpatioTemporalSegmentDecompositionType">
         <choice minOccurs="1" maxOccurs="unbounded">
            <element name="AudioVisualRegion"
               type="mpeg7:AudioVisualRegionType"/>
            <element name="AudioVisualRegionRef"
               type="mpeg7:ReferenceType"/>
         </choice>
      </extension>
   </complexContent>
</complexType>

<!-- Definition of AudioVisualSegmentMediaSourceDecomposition DS -->
<complexType name="AudioVisualSegmentMediaSourceDecompositionType">
   <complexContent>
      <extension base="mpeg7:MediaSourceSegmentDecompositionType">
         <choice minOccurs="1" maxOccurs="unbounded">
            <element name="AudioVisualSegment"
               type="mpeg7:AudioVisualSegmentType"/>
            <element name="AudioVisualSegmentRef"
               type="mpeg7:ReferenceType"/>
            <element name="VideoSegment"
               type="mpeg7:VideoSegmentType"/>
            <element name="VideoSegmentRef"
               type="mpeg7:ReferenceType"/>
            <element name="StillRegion" type="mpeg7:StillRegionType"/>
            <element name="StillRegionRef" type="mpeg7:ReferenceType"/>
            <element name="AudioSegment"
               type="mpeg7:AudioSegmentType"/>
            <element name="AudioSegmentRef"
               type="mpeg7:ReferenceType"/>
         </choice>
      </extension>
   </complexContent>
```

--`,,```,,,,````-`-`,,`,,`,`,,`---

Copyright International Organization for Standardization
Provided by IHS under license with ISO
No reproduction or networking permitted without license from IHS
Not for Resale
© ISO/IEC 2003 – All rights reserved

```
</complexType>
```

11.6.3.3 Audio-visual segment decomposition tools semantics

Semantics of the `AudioVisualSegmentSpatialDecompositionType`:

Name	*Definition*
`AudioVisualSegmentSpatialDecompositionType`	Describes the spatial decomposition of an AV segment into one or more AV regions. `AudioVisualSegmentSpatialDecompositionType` extends `SpatialSegmentDecompositionType`.
`AudioVisualRegion`	Describes an AV region that results from the spatial decomposition (optional).
`AudioVisualRegionRef`	Describes a reference to the description of an AV region that results from the spatial decomposition (optional).

Semantics of the `AudioVisualSegmentTemporalDecompositionType`:

Name	*Definition*
`AudioVisualSegmentTemporalDecompositionType`	Describes the temporal decomposition of an AV segment into one or more AV segments and AV regions. `AudioVisualSegmentTemporalDecompositionType` extends `TemporalSegmentDecompositionType`.
`AudioVisualSegment`	Describes an AV segment that results from the temporal decomposition (optional).
`AudioVisualSegmentRef`	Describes a reference to the description of an AV segment that results from the temporal decomposition (optional).
`AudioVisualRegion`	Describes an AV region that results from the temporal decomposition (optional).
`AudioVisualRegionRef`	Describes a reference to the description of an AV region that results from the temporal decomposition (optional).

Semantics of the `AudioVisualSegmentSpatioTemporalDecompositionType`:

Name	*Definition*
`AudioVisualSegmentSpatioTemporalDecompositionType`	Describes the spatio-temporal decomposition of an AV segment into one or more AV regions. `AudioVisualSegmentSpatioTemporalDecompositionType` extends `SpatioTemporalSegmentDecompositionType`.
`AudioVisualRegion`	Describes an AV region that results from the spatio-temporal decomposition (optional).
`AudioVisualRegionRef`	Describes a reference to the description of an AV region that results from the spatio-temporal decomposition (optional).

© ISO/IEC 2003 – All rights reserved

Copyright International Organization for Standardization
Provided by IHS under license with ISO
No reproduction or networking permitted without license from IHS
Not for Resale

Semantics of the AudioVisualSegmentMediaSourceDecompositionType:

Name	*Definition*
AudioVisualSegmentMediaSource DecompositionType	Describes the media source decomposition of an AV segment into one or more AV segments, video segments, still regions, and audio segments. AudioVisualSegmentMediaSourceDecompositionType extends MediaSourceSegmentDecompositionType.
AudioVisualSegment	Describes an AV segment that results from the media source decomposition (optional).
AudioVisualSegmentRef	Describes a reference to the description of an AV segment that results from the media source decomposition (optional).
VideoSegment	Describes a video segment that results from the media source decomposition (optional).
VideoSegmentRef	Describes a reference to the description of a video segment that results from the media source decomposition (optional).
StillRegion	Describes a still region that results from the media source decomposition (optional).
StillRegionRef	Describes a reference to the description of a still region that results from the media source decomposition (optional).
AudioSegment	Describes an audio segment that results from the media source decomposition (optional).
AudioSegmentRef	Describes a reference to the description of an audio segment that results from the media source decomposition (optional).

11.6.3.4 Audio-visual segment decomposition tools examples (informative)

The following example illustrates the use of the AudioVisualSegmentMediaSourceDecomposition DS in the AudioVisualSegment DS for describing the audio and video constituents of the AV segment "EagleDocumentaryAVS". In this example, the AV segment "EagleDocumentaryAVS" represents the full video sequence that is decomposed into one audio segment, "EagleDocumentaryAS", and one video segment, "EagleDocumentaryVS", corresponding to the audio and video tracks, respectively. Each segment is connected in space and/or time, as applicable.

```
<Mpeg7>
   <Description xsi:type="ContentEntityType">
      <MultimediaContent xsi:type="AudioVisualType">
         <AudioVisual>
            <MediaLocator>
               <MediaUri>movie.mpg</MediaUri>
            </MediaLocator>
            <TextAnnotation>
               <FreeTextAnnotation> Eagle Documentary </FreeTextAnnotation>
            </TextAnnotation>
            <MediaTime>
               <MediaTimePoint>T00:00:00</MediaTimePoint>
```


© ISO/IEC 2003 – All rights reserved
Copyright International Organization for Standardization
Provided by IHS under license with ISO
No reproduction or networking permitted without license from IHS
Not for Resale

```
                <MediaDuration>PT1M30S</MediaDuration>
            </MediaTime>
            <TemporalDecomposition>
                <AudioVisualSegment id="EagleDocumentaryAVS">
                    <TextAnnotation>
                        <FreeTextAnnotation> Eagle Documentary </FreeTextAnnotation>
                    </TextAnnotation>
                    <MediaTime>
                        <MediaTimePoint>T00:00:00</MediaTimePoint>
                        <MediaDuration>PT1M30S</MediaDuration>
                    </MediaTime>
                    <MediaSourceDecomposition gap="false" overlap="false">
                        <VideoSegment id="EagleDocumentaryVS">
                            <MediaTime>
                                <MediaTimePoint>T00:00:00</MediaTimePoint>
                                <MediaDuration>PT1M30S</MediaDuration>
                            </MediaTime>
                            <VisualDescriptor xsi:type="GoFGoPColorType"
                                aggregation="Average">
                                <ScalableColor numOfCoeff="16"
                                    numOfBitplanesDiscarded="0">
                                    <Coeff> 1 2 3 4 5 6 7 8 9 0 1 2 3 4 5 6 </Coeff>
                                </ScalableColor>
                            </VisualDescriptor>
                        </VideoSegment>
                        <AudioSegment id="EagleDocumentaryAS">
                            <MediaTime>
                                <MediaTimePoint>T00:00:00</MediaTimePoint>
                                <MediaDuration>PT1M30S</MediaDuration>
                            </MediaTime>
                        </AudioSegment>
                    </MediaSourceDecomposition>
                </AudioVisualSegment>
            </TemporalDecomposition>
        </AudioVisual>
    </MultimediaContent>
</Description>
</Mpeg7>
```

11.6.4 AudioVisualRegion DS

11.6.4.1 Introduction

The AudioVisualRegion DS describes AV content or an arbitrary spatio-temporal region of AV content. The audio from the region belongs to a specified temporal interval, and the video belongs to a specified spatio-temporal region. The video part of the AV region need not be connected in space or time. The SpatioTemporalMask D optionally describes a spatio-temporal mask giving a set of non-connected sub-regions in the case that the video part of the AV region is formed from non-connected sub-regions. The audio part of the AV region also need not be connected in time. The TemporalMask D optionally describes a temporal mask giving a set of non-connected sub-intervals in the case that the audio part is formed from non-connected sub-intervals.

11.6.4.2 AudioVisualRegion DS syntax

```
<!-- ############################################ -->
<!--  Definition of AudioVisualRegion DS (11.6.4)  -->
<!-- ############################################ -->

<!-- Definition of AudioVisualRegion DS -->
```

© ISO/IEC 2003 – All rights reserved

Copyright International Organization for Standardization
Provided by IHS under license with ISO
No reproduction or networking permitted without license from IHS
Not for Resale

```
<complexType name="AudioVisualRegionType">
   <complexContent>
      <extension base="mpeg7:SegmentType">
         <sequence>
            <choice minOccurs="0">
               <element name="VisualSpatioTemporalLocator"
                     type="mpeg7:SpatioTemporalLocatorType"/>
               <element name="VisualSpatioTemporalMask"
                     type="mpeg7:SpatioTemporalMaskType"/>
            </choice>
            <choice minOccurs="0">
               <element name="AudioMediaTime" type="mpeg7:MediaTimeType"/>
               <element name="AudioTemporalMask" type="mpeg7:TemporalMaskType"/>
            </choice>
            <choice minOccurs="0" maxOccurs="unbounded">
               <element name="SpatialDecomposition"
                        type="mpeg7:AudioVisualRegionSpatialDecompositionType"/>
               <element name="TemporalDecomposition"
                        type="mpeg7:AudioVisualRegionTemporalDecompositionType"/>
               <element name="SpatioTemporalDecomposition"
                     type="mpeg7:AudioVisualRegionSpatioTemporalDecompositionType"/>
               <element name="MediaSourceDecomposition"
                     type="mpeg7:AudioVisualRegionMediaSourceDecompositionType"/>
            </choice>
         </sequence>
      </extension>
   </complexContent>
</complexType>
```

11.6.4.3 AudioVisualRegion DS semantics

Semantics of the `AudioVisualRegionType`:

Name	*Definition*
`AudioVisualRegionType`	Describes AV content or an arbitrary region of AV content. The audio from the region belongs to a specified temporal interval, and the video belongs to a specified spatio-temporal region. The audio part of the AV region need not be connected in time, and the video part of the AV region need not be connected in space or time. The spatio-temporal localization or composition of the video part of the AV region is optionally described using a choice of `SpatioTemporalLocator` or `SpatioTemporalMask`. The temporal localization or composition of the audio part of the AV region is optionally described using a choice of `MediaTime` or `TemporalMask`. `AudioVisualRegionType` extends `SegmentType`.
`VisualSpatioTemporalLocator`	Describes the spatio-temporal localization of the video part of the AV region using `SpatioTemporalLocatorType` (optional). The spatio-temporal locator describes a spatio-temporally connected sub-region that includes the spatio-temporal components of the video part of the AV region. The `SpatioTemporalLocatorType` is defined in ISO/IEC 15938-3.
`VisualSpatioTemporalMask`	Describes a spatio-temporal mask that defines the spatio-temporal composition of the video part of the AV region. (optional). The region is formed from the set of sub-regions described by the `VisualSpatioTemporalMask`. If absent, the region is composed of the single connected region defined by the `VisualSpatioTemporalLocator`.

Copyright International Organization for Standardization
Provided by IHS under license with ISO
No reproduction or networking permitted without license from IHS
Not for Resale
© ISO/IEC 2003 – All rights reserved

Name	*Definition*
AudioMediaTime	Describes the temporal localization of the audio part of the AV region using MediaTimeType (optional). The temporal locator describes a temporally connected sub-interval by specifying the start time and the duration of the audio segment. The sub-interval describes a temporal bounding box that may bound a set of individual segments. If neither AudioMediaTime nor AudioTemporalMask is described, then the segment refers to the entire audio.
AudioTemporalMask	Describes a temporal mask that defines the temporal composition of the audio part of the AV region (optional). The audio segment is formed from the set of sub-intervals described by the AudioTemporalMask. If absent, the segment is composed of the single connected interval defined by AudioMediaTime.
SpatialDecomposition	Describes the spatial decomposition of the AV region into one or more sub-segments (optional).
TemporalDecomposition	Describes the temporal decomposition of the AV region into one or more sub-segments (optional).
SpatioTemporalDecomposition	Describes the spatio-temporal decomposition of the AV region into one or more sub-segments (optional).
MediaSourceDecomposition	Describes the media source decomposition of the AV region into one or more sub-segments (optional).

11.6.4.4 AudioVisualRegion DS examples (informative)

The following example illustrates the use of the AudioVisualRegion DS for describing an AV Region. In this example, the AV region id = "NarratorAVR" represents the spatio-temporal region of the video and the temporal segment of the audio corresponding to the object "Narrator". The VisualSpatioTemporalLocator and the AudioMediaTime locate the AV region in the video and the audio, respectively.

```
<Mpeg7>
   <Description xsi:type="ContentEntityType">
      <MultimediaContent xsi:type="AudioVisualType">
         <AudioVisual>
            <MediaLocator>
               <MediaUri>movie.mpg</MediaUri>
            </MediaLocator>
            <TextAnnotation>
               <FreeTextAnnotation> Eagle Documentary </FreeTextAnnotation>
            </TextAnnotation>
            <MediaTime>
               <MediaTimePoint>T00:00:00</MediaTimePoint>
               <MediaDuration>PT1M30S</MediaDuration>
            </MediaTime>
            <SpatioTemporalDecomposition>
               <AudioVisualRegion id="NarratorAVR">
                  <TextAnnotation>
                     <FreeTextAnnotation> Video and audio of narrator
                     </FreeTextAnnotation>
                  </TextAnnotation>
                  <VisualSpatioTemporalLocator>
                     <FigureTrajectory type="rectangle">
```

© ISO/IEC 2003 – All rights reserved

Copyright International Organization for Standardization
Provided by IHS under license with ISO
No reproduction or networking permitted without license from IHS
Not for Resale

```
                        <MediaTime>
                            <MediaTimePoint>T00:00:15</MediaTimePoint>
                            <MediaDuration>PT1M15S</MediaDuration>
                        </MediaTime>
                        <Vertex>
                            <WholeInterval>
                                <MediaDuration>PT0S</MediaDuration>
                            </WholeInterval>
                            <InterpolationFunctions>
                                <KeyValue type="startPoint">0.1</KeyValue>
                                <KeyValue type="startPoint">0.2</KeyValue>
                            </InterpolationFunctions>
                        </Vertex>
                        <Vertex>
                            <WholeInterval>
                                <MediaDuration>PT1S</MediaDuration>
                            </WholeInterval>
                            <InterpolationFunctions>
                                <KeyValue type="startPoint">0.3</KeyValue>
                                <KeyValue type="startPoint">0.4</KeyValue>
                            </InterpolationFunctions>
                        </Vertex>
                        <Vertex>
                            <WholeInterval>
                                <MediaDuration>PT2S</MediaDuration>
                            </WholeInterval>
                            <InterpolationFunctions>
                                <KeyValue type="startPoint">0.5</KeyValue>
                                <KeyValue type="startPoint">0.6</KeyValue>
                            </InterpolationFunctions>
                        </Vertex>
                        <!-- more elements here -->
                    </FigureTrajectory>
                </VisualSpatioTemporalLocator>
                <AudioMediaTime>
                    <MediaTimePoint>T00:00:00</MediaTimePoint>
                    <MediaDuration>PT1M30S</MediaDuration>
                </AudioMediaTime>
            </AudioVisualRegion>
        </SpatioTemporalDecomposition>
    </AudioVisual>
  </MultimediaContent>
</Description>
</Mpeg7>
```

11.6.5 Audio-visual region decomposition tools

11.6.5.1 Introduction

The AV region segment decomposition tools describe the decomposition of an AV region into one or more sub-segments in space, time, and media source. The AV region decomposition tools extend the base segment decomposition tools.

11.6.5.2 Audio-visual region decomposition tools syntax

```
<!-- ############################################################ -->
<!--  Definition of AudioVisualRegion decomposition DSs (11.6.5)  -->
<!-- ############################################################ -->
```


Copyright International Organization for Standardization
Provided by IHS under license with ISO
No reproduction or networking permitted without license from IHS
Not for Resale
© ISO/IEC 2003 – All rights reserved

```
<!-- Definition of AudioVisualRegionSpatialDecomposition DS -->
<complexType name="AudioVisualRegionSpatialDecompositionType">
   <complexContent>
      <extension base="mpeg7:SpatialSegmentDecompositionType">
         <choice minOccurs="1" maxOccurs="unbounded">
            <element name="AudioVisualRegion"
                     type="mpeg7:AudioVisualRegionType"/>
            <element name="AudioVisualRegionRef"
                     type="mpeg7:ReferenceType"/>
         </choice>
      </extension>
   </complexContent>
</complexType>

<!-- Definition of AudioVisualSegmentTemporalDecomposition DS -->
<complexType name="AudioVisualRegionTemporalDecompositionType">
   <complexContent>
      <extension base="mpeg7:TemporalSegmentDecompositionType">
         <choice minOccurs="1" maxOccurs="unbounded">
            <element name="AudioVisualRegion"
                     type="mpeg7:AudioVisualRegionType"/>
            <element name="AudioVisualRegionRef"
                     type="mpeg7:ReferenceType"/>
         </choice>
      </extension>
   </complexContent>
</complexType>

<!-- Definition of AudioVisualSegmentSpatioTemporalDecomposition DS -->
<complexType name="AudioVisualRegionSpatioTemporalDecompositionType">
   <complexContent>
      <extension base="mpeg7:SpatioTemporalSegmentDecompositionType">
         <choice minOccurs="1" maxOccurs="unbounded">
            <element name="AudioVisualRegion"
                     type="mpeg7:AudioVisualRegionType"/>
            <element name="AudioVisualRegionRef"
                     type="mpeg7:ReferenceType"/>
         </choice>
      </extension>
   </complexContent>
</complexType>

<!-- Definition of AudioVisualSegmentMediaSourceDecomposition DS -->
<complexType name="AudioVisualRegionMediaSourceDecompositionType">
   <complexContent>
      <extension base="mpeg7:MediaSourceSegmentDecompositionType">
         <choice minOccurs="1" maxOccurs="unbounded">
            <element name="AudioVisualRegion"
                     type="mpeg7:AudioVisualRegionType"/>
            <element name="AudioVisualRegionRef"
                     type="mpeg7:ReferenceType"/>
            <element name="VideoSegment"
                     type="mpeg7:VideoSegmentType"/>
            <element name="VideoSegmentRef"
                     type="mpeg7:ReferenceType"/>
            <element name="MovingRegion"
                     type="mpeg7:MovingRegionType"/>
            <element name="MovingRegionRef"
                     type="mpeg7:ReferenceType"/>
```

© ISO/IEC 2003 – All rights reserved

Copyright International Organization for Standardization
Provided by IHS under license with ISO
No reproduction or networking permitted without license from IHS
Not for Resale

```
            <element name="StillRegion" type="mpeg7:StillRegionType"/>
            <element name="StillRegionRef" type="mpeg7:ReferenceType"/>
            <element name="AudioSegment"
                     type="mpeg7:AudioSegmentType"/>
            <element name="AudioSegmentRef"
                     type="mpeg7:ReferenceType"/>
         </choice>
      </extension>
   </complexContent>
</complexType>
```

11.6.5.3 Audio-visual region decomposition tools semantics

Semantics of the `AudioVisualRegionSpatialDecompositionType`:

Name	*Definition*
`AudioVisualRegionSpatialDecompositionType`	Describes the spatial decomposition of an AV region into one or more AV regions. `AudioVisualRegionSpatialDecompositionType` extends `SpatialSegmentDecompositionType`.
`AudioVisualRegion`	Describes an AV region that results from the spatial decomposition (optional).
`AudioVisualRegionRef`	Describes a reference to the description of an AV region that results from the spatial decomposition (optional).

Semantics of the `AudioVisualRegionTemporalDecompositionType`:

Name	*Definition*
`AudioVisualRegionTemporalDecompositionType`	Describes the temporal decomposition of an AV region into one or more AV regions. `AudioVisualRegionTemporalDecompositionType` extends `TemporalSegmentDecompositionType`.
`AudioVisualRegion`	Describes an AV region that results from the temporal decomposition (optional).
`AudioVisualRegionRef`	Describes a reference to the description of an AV region that results from the temporal decomposition (optional).

Semantics of the `AudioVisualRegionSpatioTemporalDecompositionType`:

Name	*Definition*
`AudioVisualRegionSpatioTemporal DecompositionType`	Describes the spatio-temporal decomposition of an AV region into one or more AV regions. `AudioVisualRegionTemporalDecompositionType` extends

Copyright International Organization for Standardization
Provided by IHS under license with ISO
No reproduction or networking permitted without license from IHS
Not for Resale
© ISO/IEC 2003 – All rights reserved

Name	*Definition*
	`SpatioTemporalSegmentDecompositionType`.
`AudioVisualRegion`	Describes an AV region that results from the spatio-temporal decomposition (optional).
`AudioVisualRegionRef`	Describes a reference to the description of an AV region that results from the spatio-temporal decomposition (optional).

Semantics of the `AudioVisualRegionMediaSourceDecompositionType`:

Name	*Definition*
`AudioVisualRegionMediaSource DecompositionType`	Describes the media source decomposition of an AV region into one or more AV regions, video segments, moving regions, sill regions, and audio segments. `AudioVisualRegionMediaSourceDecompositionType` extends `MediaSourceSegmentDecompositionType`.
`AudioVisualRegion`	Describes an AV region that results from the media source decomposition (optional).
`AudioVisualRegionRef`	Describes a reference to the description of an AV region that results from the media source decomposition (optional).
`VideoSegment`	Describes a video segment that results from the media source decomposition (optional).
`VideoSegmentRef`	Describes a reference to the description of a video segment that results from the media source decomposition (optional).
`MovingRegion`	Describes a moving region that results from the media source decomposition (optional).
`MovingRegionRef`	Describes a reference to the description of a moving region that results from the media source decomposition (optional).
`StillRegion`	Describes a still region that results from the media source decomposition (optional).
`StillRegionRef`	Describes a reference to the description of a still region that results from the media source decomposition (optional).
`AudioSegment`	Describes an audio segment that results from the media source decomposition (optional).
`AudioSegmentRef`	Describes a reference to the description of an audio segment that results from the media source decomposition (optional).

© ISO/IEC 2003 – All rights reserved

Copyright International Organization for Standardization
Provided by IHS under license with ISO
No reproduction or networking permitted without license from IHS
Not for Resale

11.6.5.4 Audio-visual region decomposition tools examples (informative)

The following example illustrates the use of the `AudioVisualRegionMediaSourceDecomposition DS` in the `AudioVisualRegion DS` for describing the video and audio constituents of the AV region "NarratorAVR" in 11.6.4.4. In this example, the AV region "NarratorAVR" is decomposed into the moving region "NarratorMR" and the audio segment "Narrator AS" corresponding to the video and audio data of the object "Narrator", respectively. Each segment is connected in space and/or time, as applicable.

```
<Mpeg7>
   <Description xsi:type="ContentEntityType">
      <MultimediaContent xsi:type="AudioVisualType">
         <AudioVisual>
            <MediaLocator>
               <MediaUri>movie.mpg</MediaUri>
            </MediaLocator>
            <TextAnnotation>
               <FreeTextAnnotation> Eagle Documentary </FreeTextAnnotation>
            </TextAnnotation>
            <MediaTime>
               <MediaTimePoint>T00:00:00</MediaTimePoint>
               <MediaDuration>PT1M30S</MediaDuration>
            </MediaTime>
            <SpatioTemporalDecomposition>
               <AudioVisualRegion id="NarratorAVR">
                  <TextAnnotation>
                     <FreeTextAnnotation> Video and audio of narrator
                     </FreeTextAnnotation>
                  </TextAnnotation>
                  <MediaSourceDecomposition gap="false" overlap="false">
                     <MovingRegion id="NarratorMR">
                        <TextAnnotation>
                           <FreeTextAnnotation> Moving region of narrator
                           </FreeTextAnnotation>
                        </TextAnnotation>
                     </MovingRegion>
                     <AudioSegment id="NarratorAS">
                        <MediaTime>
                           <MediaTimePoint>T00:00:00</MediaTimePoint>
                           <MediaDuration>PT01M30S</MediaDuration>
                        </MediaTime>
                     </AudioSegment>
                  </MediaSourceDecomposition>
               </AudioVisualRegion>
            </SpatioTemporalDecomposition>
         </AudioVisual>
      </MultimediaContent>
   </Description>
</Mpeg7>
```

11.7 Multimedia segment description tools

11.7.1 Introduction

This subclause specifies tools for describing segments of multimedia content and their structural decompositions. The following table summarizes the tools specified in this subclause. Figure 43 shows the organization of the tools for describing segments of multimedia content.

© ISO/IEC 2003 – All rights reserved
Copyright International Organization for Standardization
Provided by IHS under license with ISO
No reproduction or networking permitted without license from IHS
Not for Resale

Table 22 — Overview of the multimedia segment description tools

Tool	*Functionality*
`MultimediaSegment DS`	Describes multimedia content and segments of multimedia content. The `MultimediaSegment DS` extends the `Segment DS`.
Multimedia decomposition tools	These tools describe decompositions of multimedia segments in media source. These tools extend the base segment decomposition tools. The following multimedia segment decomposition tools are defined: • `MultimediaSegmentMediaSourceDecomposition DS`: describes a media source decomposition of a multimedia segment.

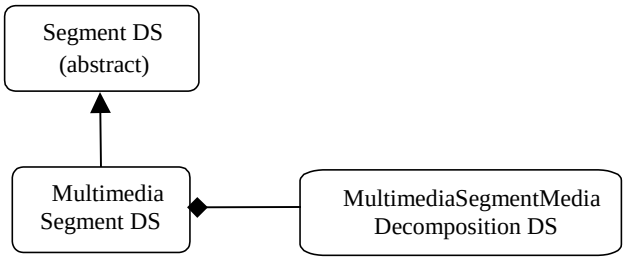

Figure 43 — Overview of the tools for describing segments of multimedia content

11.7.2 MultimediaSegment DS

11.7.2.1 Introduction

The `MultimediaSegment DS` describes multimedia content or a segment of multimedia content, which containt audio, video, and possibly other multimedia content. The `MultimediaSegment DS` extends the `Segment DS`.

11.7.2.2 MultimediaSegment DS syntax

```
<!-- ################################################ -->
<!--  Definition of MultimediaSegment DS (11.7.2)   -->
<!-- ################################################ -->

<!-- Definition of MultimediaSegment DS -->
<complexType name="MultimediaSegmentType">
   <complexContent>
      <extension base="mpeg7:SegmentType">
         <sequence>
            <element name="MediaSourceDecomposition"
               type="mpeg7:MultimediaSegmentMediaSourceDecompositionType"
               minOccurs="0" maxOccurs="unbounded"/>
         </sequence>
      </extension>
   </complexContent>
</complexType>
```

© ISO/IEC 2003 – All rights reserved
Copyright International Organization for Standardization
Provided by IHS under license with ISO
No reproduction or networking permitted without license from IHS
Not for Resale

11.7.2.3 MultimediaSegment DS semantics

Semantics of the `MultimediaSegmentType`:

Name	*Definition*
`MultimediaSegmentType`	Describes multimedia content or a segment of multimedia content. `MultimediaSegmentType` extends `SegmentType`.
`MediaSourceDecomposition`	Describes the media source decomposition of the multimedia segment into one or more sub-segments (optional).

11.7.2.4 MultimediaSegment DS examples (informative)

The following examples illustrate the use of the `MultimediaSegment DS` for describing multimedia content.

```
<MultimediaSegment>
   <TextAnnotation>
      <FreeTextAnnotation> Multimedia content </FreeTextAnnotation>
   </TextAnnotation>
</MultimediaSegment>
```

11.7.3 Multimedia segment decomposition tools

11.7.3.1 Introduction

The multimedia segment decomposition tools extend the base segment decomposition tools. The multimedia segment decomposition tools describe the decomposition of a multimedia segment into one or more sub-segments in media source.

11.7.3.2 Multimedia segment decomposition tools syntax

```
<!-- ################################################################ -->
<!--  Definition of MultimediaSegmentMediaSourceDecomposition DS (11.7.3)  -->
<!-- ################################################################ -->

<!-- Definition of MultimediaSegmentMediaSourceDecomposition DS -->
<complexType name="MultimediaSegmentMediaSourceDecompositionType">
   <complexContent>
      <extension base="mpeg7:MediaSourceSegmentDecompositionType">
         <choice minOccurs="1" maxOccurs="unbounded">
            <element name="Segment" type="mpeg7:SegmentType"/>
            <element name="SegmentRef" type="mpeg7:ReferenceType"/>
         </choice>
      </extension>
   </complexContent>
</complexType>
```


Copyright International Organization for Standardization
Provided by IHS under license with ISO
No reproduction or networking permitted without license from IHS
Not for Resale
© ISO/IEC 2003 – All rights reserved

11.7.3.3 Multimedia segment decomposition tools semantics

Semantics of the `MultimediaSegmentMediaSourceDecompositionType`:

Name	*Definition*
`MultimediaSegmentMediaSourceDecompositionType`	Describes the media source decomposition of a multimedia segment into one or more segments. `MultimediaSegmentMediaSourceDecompositionType` extends `MediaSourceSegmentDecompositionType`.
`Segment`	Describes a segment that results from the media source decomposition (optional).
`SegmentRef`	Describes a reference to the description of a segment that results from the media source decomposition (optional).

11.7.3.4 Multimedia segment decomposition tools examples (informative)

The following examples illustrate the use of the `MultimediaSegmentMediaSourceDecomposition DS` for describing the decomposition of multimedia content into its video, audio, and image components.

```
<Mpeg7>
   <Description xsi:type="ContentEntityType">
      <MultimediaContent xsi:type="MultimediaType">
         <Multimedia>
            <MediaSourceDecomposition gap="false" overlap="false">
               <Segment xsi:type="VideoSegmentType">
                  <TextAnnotation>
                     <FreeTextAnnotation> Chase video </FreeTextAnnotation>
                  </TextAnnotation>
                  <MediaTime>
                     <MediaTimePoint>T00:00:00</MediaTimePoint>
                     <MediaDuration>PT0M15S</MediaDuration>
                  </MediaTime>
                  <VisualDescriptor xsi:type="GoFGoPColorType"
                     aggregation="Average">
                     <ScalableColor numOfCoeff="16" numOfBitplanesDiscarded="0">
                        <Coeff> 1 2 3 4 5 6 7 8 9 0 1 2 3 4 5 6 </Coeff>
                     </ScalableColor>
                  </VisualDescriptor>
               </Segment>
               <Segment xsi:type="AudioSegmentType">
                  <TextAnnotation>
                     <FreeTextAnnotation> Chase audio </FreeTextAnnotation>
                  </TextAnnotation>
               </Segment>
               <Segment xsi:type="StillRegionType">
                  <TextAnnotation>
                     <FreeTextAnnotation> Chase image </FreeTextAnnotation>
                  </TextAnnotation>
               </Segment>
            </MediaSourceDecomposition>
         </Multimedia>
      </MultimediaContent>
   </Description>
</Mpeg7>
```

© ISO/IEC 2003 – All rights reserved

Copyright International Organization for Standardization
Provided by IHS under license with ISO
No reproduction or networking permitted without license from IHS
Not for Resale

11.8 Ink segment description tools

11.8.1 Introduction

This subclause specifies tools for describing segments of ink content and their attributes and structural decompositions. The following table summarizes the tools specified in this subclause. Figure 44 shows the organization of the tools for describing segments of ink content.

Table 23 — Overview of the ink segment description tools

Tool	*Functionality*
`InkSegment DS`	This tool describes a spatio-temporal segment of ink data. The `InkSegment DS` extends the `Segment DS`.
`InkMediaInformation DS`	This tool describes specific media and creation information related to an ink segment. This tool applies to the `InkSegment DS`.
`HandWritingRecogInformation DS`	This tool describes information about a hand-writing recognizer. This tool applies to the `InkSegment DS`.
`HandWritingRecogResult DS`	This tool describes hand-writing recognition results. This tool applies to the `InkSegment DS`.
Ink segment decomposition tools	These tools describe decompositions of ink segments in space and time. These tools extend the base segment decomposition tools. The following ink segment decomposition tools are defined: • `InkSegmentSpatialDecomposition DS`: describes a spatial decomposition of an ink segment. • `InkSegmentTemporalDecomposition DS`: describes a temporal decomposition of an ink segment.

© ISO/IEC 2003 – All rights reserved
Copyright International Organization for Standardization
Provided by IHS under license with ISO
No reproduction or networking permitted without license from IHS
Not for Resale

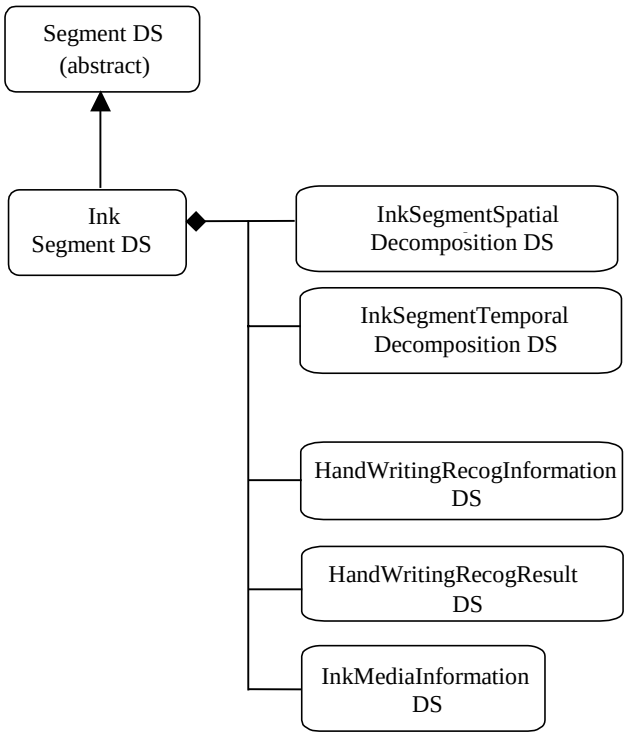

Figure 44 — Overview of the tools for describing segments of ink content

Ink content is created from various pen devices and other ink applications (e.g., electronic whiteboard applications, form filling and ink messaging). An ink document may or may not be in electronic form. For example, paper work such as a book or a painting may contain afterward footnotes or added ink strokes. An ink document consists of ink content and metastrokes. Ink content and metastrokes consists of sets of ink strokes. Ink strokes are ink data points between the pen down and the pen up states or equivalent. The content ink strokes are intended to be recorded in the ink content. The meta ink strokes (or metastrokes) are intended to express information about content ink strokes or other visual content (e.g., images and video sequences) such as personal marks or keyword gesture commands provided by the content creator or content reviewers. Examples of content ink strokes and metastrokes are shown in Figure 45.

Figure 45 illustrates the relationships of the tools for describing segments of ink. The ink data files usually record only the content ink strokes (label 1). The meta ink strokes are usually stored independently of content ink strokes. Furthermore, the meta ink strokes need not be displayed during the ink content playback. The `InkSegment DS` describes both types of ink segments, content ink strokes and metastrokes (label 2) using the `InkMediaInformation DS`, among others (label 3). A handwriting engine (HWR Engine) could process the ink data file to recognize of hand-written characters and symbols (label 5). The `HandWritingRecogInformation DS` and the `HandWritingRecogResult DS` describe the hand-writing recognizer and results of the recognition process (label 5). Finally, the `SceneGraphMask, MediaSpaceMask, OrderedGroupDataSetMask` and the `TemporalMask D` localize segments within ink data files.

© ISO/IEC 2003 – All rights reserved

Copyright International Organization for Standardization
Provided by IHS under license with ISO
No reproduction or networking permitted without license from IHS
Not for Resale

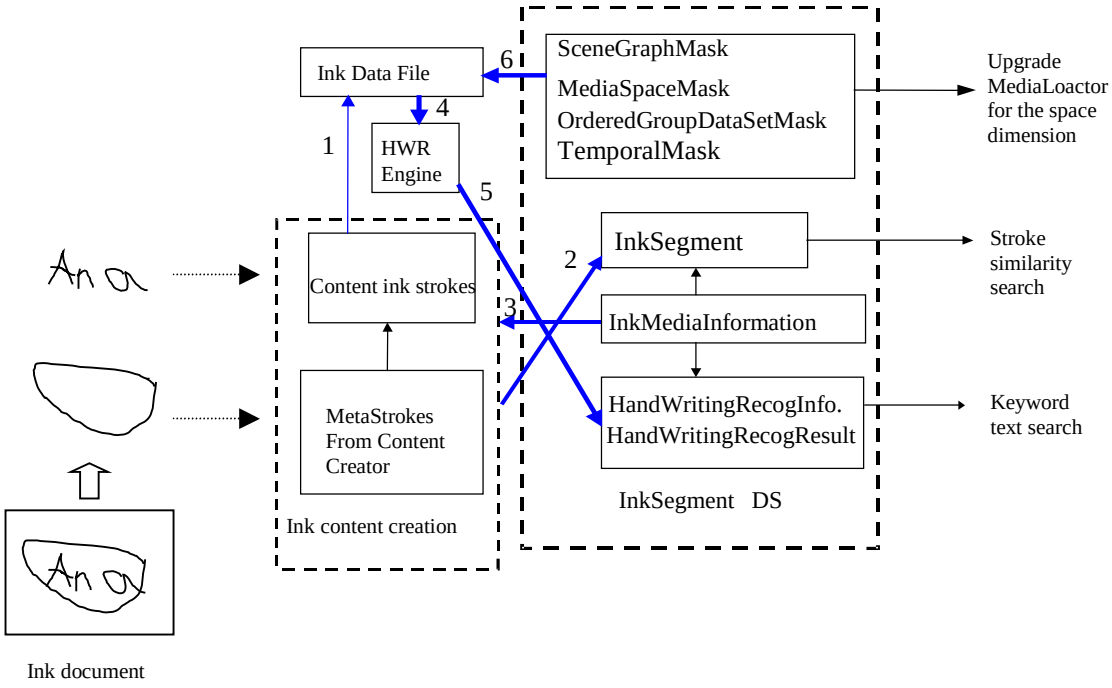

Figure 45 — Illustration of the relationships of the tools for describing segments of ink data

11.8.2 InkSegment DS

11.8.2.1 Introduction

The `InkSegment DS` describes a spatial and/or temporal interval or segment of ink data, which corresponds to a set of content ink data points and meta ink data points. The `InkSegment DS` extends the `Segment DS`. The ink segment need not be connected in space and/or time. The `TemporalMask D`, `SceneGraphMask D`, `MediaSpaceMask D`, and `OrderedGroupDataSetMask D` describe the composition of individual spatial and/or temporal components that forms a non-connected ink segment. The `InkSegment DS` describes the visual feature, localization, media, creation, and hand-writing recognition information, in addition to the other properties by the `Segment DS`.

11.8.2.2 InkSegment DS syntax

```
<!-- ######################################## -->
<!--  Definition of InkSegment DS (11.8.2)  -->
<!-- ######################################## -->

<!-- Definition of InkSegment DS -->
<complexType name="InkSegmentType">
   <complexContent>
      <extension base="mpeg7:SegmentType">
         <sequence>
            <element name="InkMediaInformation"
                     type="mpeg7:InkMediaInformationType" minOccurs="0"/>
            <element name="MediaTime" type="mpeg7:MediaTimeType" minOccurs="0"/>
            <element name="TemporalMask" type="mpeg7:TemporalMaskType"
                     minOccurs="0"/>
            <element name="SceneGraphMask" type="mpeg7:SceneGraphMaskType"
                        minOccurs="0"/>
            <element name="MediaSpaceMask" type="mpeg7:MediaSpaceMaskType"
```


Copyright International Organization for Standardization
Provided by IHS under license with ISO
No reproduction or networking permitted without license from IHS
Not for Resale
© ISO/IEC 2003 – All rights reserved

```
                        minOccurs="0"/>
            <element name="OrderedGroupDataSetMask"
                     type="mpeg7:OrderedGroupDataSetMaskType"
                        minOccurs="0"/>
            <choice minOccurs="0" maxOccurs="unbounded">
               <element name="HandWritingRecogInformation"
                        type="mpeg7:HandWritingRecogInformationType"/>
               <element name="HandWritingRecogResult"
                        type="mpeg7:HandWritingRecogResultType"/>
            </choice>
            <choice minOccurs="0" maxOccurs="unbounded">
               <element name="VisualDescriptor" type="mpeg7:VisualDType"/>
               <element name="VisualDescriptionScheme" type="mpeg7:VisualDSType"/>
               <element name="VisualTimeSeriesDescriptor"
                  type="mpeg7:VisualTimeSeriesType"/>
            </choice>
            <choice minOccurs="0" maxOccurs="unbounded">
               <element name="SpatialDecomposition"
                        type="mpeg7:InkSegmentSpatialDecompositionType"/>
               <element name="TemporalDecomposition"
                        type="mpeg7:InkSegmentTemporalDecompositionType"/>
            </choice>
         </sequence>
         <attribute name="type" use="optional" default="content">
            <simpleType>
               <restriction base="NMTOKEN">
                  <enumeration value="content"/>
                  <enumeration value="meta"/>
                  <enumeration value="mixed"/>
               </restriction>
            </simpleType>
         </attribute>
      </extension>
   </complexContent>
</complexType>
```

11.8.2.3 InkSegment DS semantics

Semantics of the `InkSegmentType`:

Name	*Definition*
`InkSegmentType`	Describes a spatio-temporal segment of ink data. The ink segment need not be connected in space or time. `InkSegmentType` extends `SegmentType`. Ink data is composed of ink strokes, which are ink data points between the pen down and the pen up states or the equivalent. The content ink strokes are intended to be recorded in the ink document. The meta ink strokes (or metastrokes) are intended to express information about content ink strokes or other visual content (e.g., images or video sequences) such as personal marks or gesture commands. The meta ink strokes may be stored independently of content ink strokes. Furthermore, the meta ink strokes need not be displayed during the ink content playback.

© ISO/IEC 2003 – All rights reserved

Copyright International Organization for Standardization
Provided by IHS under license with ISO
No reproduction or networking permitted without license from IHS
Not for Resale

Name	*Definition*
InkMediaInformation	Describes specific media and creation information related to the ink segment such as the input device, the layout of the writing regions or fields in a form, the brush, the overlay of ink segment over other visual content, and the writing style (optional).
MediaTime	Describes the temporal localization of the ink segment by specifying the start time and the duration of the ink segment (optional). If the ink segment is non-connected, the duration should be equal to the duration of the smallest connected temporal interval that includes the ink segment.
TemporalMask	Describes the composition of temporally non-overlapping, connected components that form a non-connected ink segment (optional). If absent, the segment is composed of the single connected interval in time defined by the MediaTime element. If present, the segment refers to the set of non-overlapping sub-intervals in time defined by the TemporalMask element.
SceneGraphMask	Describes the composition of non-overlapping sub-graphs in a scene graph that form an ink segment (optional). If the scene, media space, and ordered group mask elements are absent, the segment is composed of the interval(s) in time defined by the MediaTime and the TemporalMask elements. If more than one mask is present, the ink segment is the intersection of the ink data located by each mask (the TemporalMask element, the SceneGraphMask element, the MediaSpaceMask element, and the OrderedGroupDataSetMask element).
MediaSpaceMask	Describes the composition of non-overlapping binary and text data intervals in a file that form an ink segment (optional). If the scene, media space, and ordered group mask elements are absent, the segment is composed of the interval(s) in time defined by the MediaTime and the TemporalMask elements. If more than one mask is present, the ink segment is the intersection of the ink data located by each mask (the TemporalMask element, the SceneGraphMask element, the MediaSpaceMask element, and the OrderedGroupDataSetMask element).
OrderedGroupDataSetMask	Describes the composition of non-overlapping subsets in an ordered group dataset that form an ink segment (optional). If the scene, media space, and ordered group mask elements are absent, the segment is composed of the interval(s) in time defined by the MediaTime and the TemporalMask elements. If more than one mask is present, the ink segment is the intersection of the ink data located by each mask (the TemporalMask element, the SceneGraphMask element, the MediaSpaceMask element, and the OrderedGroupDataSetMask element).
HandWritingRecogInformation	Describes information about a hand-writing recognizer (optional).
HandWritingRecogResult	Describes hand-writing recognition results of the ink segment (optional).
VisualDescriptor	Describes a visual feature of the ink segment using a visual descriptor (optional). The specific VisualDTypes are defined in ISO/IEC 15938-3.
VisualDescriptionScheme	Describes visual features of the ink segment using a visual description scheme (optional). The specific VisualDSTypes are defined in ISO/IEC 15938-3.

--`,,```,,,,````-`-`,,`,,`,`,,`---
© ISO/IEC 2003 – All rights reserved
Copyright International Organization for Standardization
Provided by IHS under license with ISO
No reproduction or networking permitted without license from IHS
Not for Resale

Name	*Definition*
`VisualTimeSeriesDescriptor`	Describes a temporal sequence of visual features in the ink segment (optional). The `VisualTimeSeriesDescriptor` applies only in the case of a connected ink segment. The `VisualTimeSeriesDescriptorType` is defined in ISO/IEC 15938-3.
`SpatialDecomposition`	Describes a spatial decomposition of the ink segment into one or more sub-segments (optional).
`TemporalDecomposition`	Describes a temporal decomposition of the ink segment into one or more sub-segments (optional).
`type`	Indicates the type of the ink segment. The types of ink segments are defined as follows: • *content* – The ink segment is a content ink segment, which is a set of content ink strokes. For example, the word "Ana" in the ink document shown in Figure 45 is a content ink segment. • *meta* – The ink segment is a meta ink segment, which is a set of meta ink strokes. For example, the keyword gesture (i.e., circle) in the ink document shown in Figure 45 is a meta ink segment. Other examples of meta ink segments are check and star marks. • *mixed* – The ink segment is a mixed ink segment, which is a set of meta and conten ink strokes. For example, the keyword gesture (i.e., circle) together with the word "Ana" in the ink document shown in Figure 45 is a mixed ink segment. This attribute value is "content" by default.

11.8.2.4 Ink segment constraints

11.8.2.4.1 Types of ink segments

There are three different types of ink segments based on the type of strokes of data points they contain: content, meta, and mixed ink segments (see `type` attribute). Content ink segments are sets of points of content strokes; meta ink segments are sets of points of meta strokes; finally, mixed ink segments are sets of points of both content and meta ink strokes. Meta ink segments express semantic gesture or command information about ink content or other visual content.

Ink content can overlay (e.g., form filling, highlight, command, and annotation) over any type of visual content. In these cases, the `OverlaidMedia` element in the `InkMediaInformation DS` describes the association and mapping between the ink data and the overlaid media. The relation *annotate*s may describe that an ink segment annotates or describes the content of another segments including other ink segments, still regions, and video segments, among others.

During the creating process, the ink content creator may naturally divide the ink strokes into groups of strokes (e.g., pages, paragraphs, sentences, and commands). The ink segment decomposition tools may describe this creator-defined stroke grouping structure; the `StructuralUnit` element (`ControlledTermUse datatype`) inherited from the `Segment DS` can describe the structural unit of an ink segment including its definition (e.g., "page", "paragraph", "sentence", and "command name"). `Param` elements in the `InkMediaInformation DS` describe the parameters associated with a command.

© ISO/IEC 2003 – All rights reserved

Copyright International Organization for Standardization
Provided by IHS under license with ISO
No reproduction or networking permitted without license from IHS
Not for Resale

11.8.2.4.2 Space and time coordinates

Each data point in ink content has associated discrete or continuous spatial and/or temporal information in a spatial and/or temporal coordinate system. When both spatial and temporal information is available for the points in a ink content, there are no restrictions between the spatial and temporal dimensions of the data points. For example, the spatial and temporal coordinate system of an ink document may correspond to an arbitrary sampling or quantization of the original spatial and temporal space in which the ink document was created. As a result, two data points can share the same temporal and/or spatial information. The spatial and/or temporal coordinates of an ink content can be defined based on the creation or display processes. Examples are provided in the following subclause.

11.8.2.5 InkSegment DS examples (informative)

The following example illustrates the use of the `InkSegment DS` for describing the ink document shown in Figure 45. The ink document in Figure 45 consists of the word "Ana" surrounded by a circle keyword gesture. The strokes corresponding to the word "Ana" are a content ink segment; the strokes corresponding to the keyword gesture are a meta ink segment; finally, the full ink document is a mixed ink segment. In this example, the ink segments "ElecDoc1", "WordAna", and "KeywordGesture" represent the mixed ink segment, the content ink segment, and the meta ink segment, respectively. The ink segments "WordAna" and "KeywordGesture" are the result of the temporal decomposition of ink segment "ElecDoc1" because they have different temporal information.

In this example, the ink capture device records the temporal information of the ink data points with very low frequency so all the ink data points of ink segment "WordAna" carry the same temporal information and the ink segment "WordAna" can be spatially decomposed into ink segments that represent the different letters of the word, e.g., ink segment "LetterA".

```
<Mpeg7>
   <Description xsi:type="ContentEntityType">
      <MultimediaContent xsi:type="InkContentType">
         <InkContent id="ElecDoc1" type="mixed">
            <MediaLocator>
               <MediaUri>ink.mpg</MediaUri>
            </MediaLocator>
            <InkMediaInformation>
               <InputDevice resolutionS="133">
                  <Device>
                     <Name xml:lang="en">PenDevice</Name>
                  </Device>
               </InputDevice>
               <Handedness>right</Handedness>
               <Style>mixed</Style>
            </InkMediaInformation>
            <TemporalDecomposition>
               <InkSegment id="WordAna" type="content">
                  <MediaTime>
                     <MediaRelTimePoint
               mediaTimeBase="../../../../MediaLocator[1]">PT0S</MediaRelTimePoint>
                     <MediaDuration>PT3S</MediaDuration>
                  </MediaTime>
                  <HandWritingRecogResult>
                     <Quality>0.6</Quality>
                     <Result score="0.7">
                        <Text> Ana </Text>
                     </Result>
                     <Result score="0.54">
                        <Text> Ann </Text>
                     </Result>
                  </HandWritingRecogResult>
                  <SpatialDecomposition>
                     <InkSegment id="LetterA" type="content">
                        <OrderedGroupDataSetMask>
```


© ISO/IEC 2003 – All rights reserved
Copyright International Organization for Standardization
Provided by IHS under license with ISO
No reproduction or networking permitted without license from IHS
Not for Resale

```
                        <SubInterval setRef="#WordAna" startComponent="1731"
                            startUnit="36" endComponent="1742" endUnit="47"/>
                    </OrderedGroupDataSetMask>
                    <HandWritingRecogResult>
                        <Quality>0.4</Quality>
                        <Result score="0.54">
                            <Text> A </Text>
                        </Result>
                    </HandWritingRecogResult>
                </InkSegment>
            </SpatialDecomposition>
        </InkSegment>
        <InkSegment id="KeywordGesture" type="meta">
            <MediaTime>
                <MediaRelTimePoint
        mediaTimeBase="../../../../MediaLocator[1]">PT3S</MediaRelTimePoint>
                <MediaDuration>PT2S</MediaDuration>
            </MediaTime>
        </InkSegment>
    </TemporalDecomposition>
</InkContent>
</MultimediaContent>
</Description>
</Mpeg7>
```

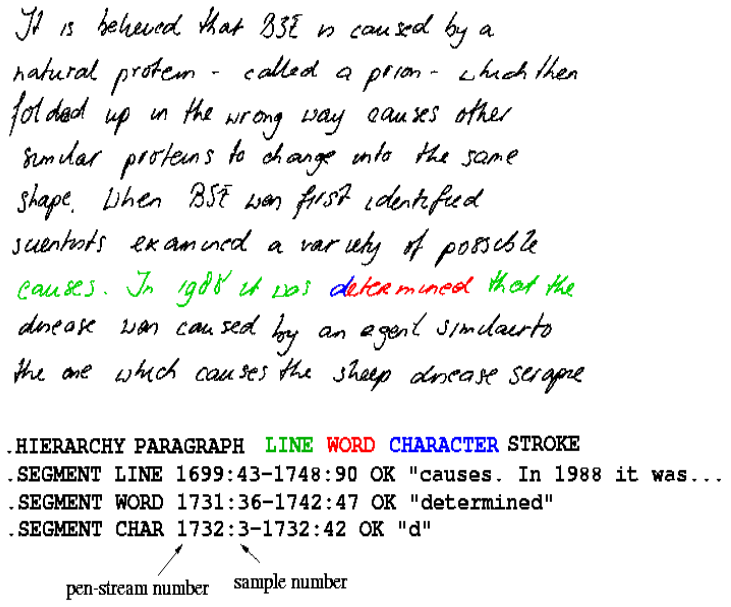

Figure 46 — Example of an ink document

The following example illustrates the use of the `InkSegment` DS to describe the ink document shown in Figure 46. The last four lines in Figure 46 are part of the ink data file and describe the structure of the ink data points in segments. For example, the third to last line describes a line in the ink data file that consists of the ink data points from stroke number 1699 point 43 to stroke number 1748 point 90 with the following recognized text "cause. In 1988 it was …".

© ISO/IEC 2003 – All rights reserved

Copyright International Organization for Standardization
Provided by IHS under license with ISO
No reproduction or networking permitted without license from IHS
Not for Resale

```
<Mpeg7>
    <Description xsi:type="ContentEntityType">
        <MultimediaContent xsi:type="InkContentType">
            <InkContent id="Paragraph-1">
                <MediaLocator>
                    <MediaUri>http://www.mpeg7.org/demo.stk</MediaUri>
                </MediaLocator>
                <SpatialDecomposition gap="true" overlap="false">
                    <InkSegment id="Line-7">
                        <InkMediaInformation>
                            <InputDevice resolutionS="120">
                                <Device>
                                    <Name xml:lang="en">PenDevice</Name>
                                </Device>
                            </InputDevice>
                        </InkMediaInformation>
                        <OrderedGroupDataSetMask>
                            <SubInterval setRef="#Paragraph-1" startComponent="1699"
                                startUnit="43" endComponent="1748" endUnit="90"/>
                        </OrderedGroupDataSetMask>
                        <HandWritingRecogResult>
                            <Quality>0.9</Quality>
                            <Result score="1.0">
                                <Text> causes. In 1988 it was determined that the </Text>
                            </Result>
                        </HandWritingRecogResult>
                        <SpatialDecomposition gap="true" overlap="false">
                            <InkSegment id="WORD-6">
                                <OrderedGroupDataSetMask>
                                    <SubInterval setRef="#Paragraph-1"
                                        startComponent="1731" startUnit="36"
                                        endComponent="1742" endUnit="47"/>
                                </OrderedGroupDataSetMask>
                                <HandWritingRecogResult>
                                    <Quality>0.9</Quality>
                                    <Result score="1.0">
                                        <Text> determined </Text>
                                    </Result>
                                </HandWritingRecogResult>
                            </InkSegment>
                        </SpatialDecomposition>
                    </InkSegment>
                </SpatialDecomposition>
            </InkContent>
        </MultimediaContent>
    </Description>
</Mpeg7>
```

The following example illustrates the use of the `StructuralUnit` element in the `InkSegment DS` for describing the grouping of ink data points into pages, paragraph and commands, as defined by the creator. The root ink segment contains one content ink segment and one meta ink segment. The content ink segment is a page and is composed of two other content ink segments that are paragraphs. This example also illustrate the use of the `Param` element and the `OverlaidMedia` element in `InkMediaInformation DS` for describing the two parameters and the operand of the command, respectively. The command mails the ink segment "data" from foo@columbia.edu to foo@mpeg.nist.gov.

```
<Mpeg7>
    <Description xsi:type="ContentEntityType">
        <MultimediaContent xsi:type="InkContentType">
```


--`,,```,,,,````-`-`,,`,,`,`,,`---
Copyright International Organization for Standardization
Provided by IHS under license with ISO
No reproduction or networking permitted without license from IHS
© ISO/IEC 2003 – All rights reserved
Not for Resale

```
          <InkContent type="mixed">
             <TemporalDecomposition>
                <InkSegment id="data" type="content">
                   <StructuralUnit href="urn:example:acs">
                      <Name>Page</Name>
                   </StructuralUnit>
                   <TemporalDecomposition>
                      <InkSegment>
                         <StructuralUnit href="urn:example:acs">
                            <Name>Paragraph</Name>
                         </StructuralUnit>
                         <MediaTime>
                            <MediaTimePoint>T00:00:00</MediaTimePoint>
                            <MediaDuration>PT1M30S</MediaDuration>
                         </MediaTime>
                      </InkSegment>
                      <InkSegment>
                         <StructuralUnit href="urn:example:acs">
                            <Name>Paragraph</Name>
                         </StructuralUnit>
                         <MediaTime>
                            <MediaTimePoint>T00:01:30</MediaTimePoint>
                            <MediaDuration>PT1M04S</MediaDuration>
                         </MediaTime>
                      </InkSegment>
                   </TemporalDecomposition>
                </InkSegment>
                <InkSegment type="meta">
                   <StructuralUnit href="urn:example:acs">
                      <Name>MAIL command</Name>
                      <Definition>
                MAIL command is used to mail the content specified by the
                OverlaidMedia element in the InkMediaInformation DS.  There are two
                Associated parameterName "From" and "To".
                The associated parameterValues are to specify the sender and
                receiver email address respectively.
             </Definition>
                   </StructuralUnit>
                   <InkMediaInformation>
                      <OverlaidMedia>
                         <OverlaidMediaRef href="#data"/>
                      </OverlaidMedia>
                      <Param name="From" value="foo@columbia.edu"/>
                      <Param name="To" value="foo@mpeg.nist.gov"/>
                   </InkMediaInformation>
                </InkSegment>
             </TemporalDecomposition>
          </InkContent>
       </MultimediaContent>
    </Description>
</Mpeg7>
```

An example scenario to show the usage of the `InkSegment DS` is the following. At the end of the ink content creation, ink content is captured into an ink data file, and the metastrokes are described as a meta ink segment. At the same time, the scene graph, the media space, and the ordered group dataset masks locate the ink strokes stored in the ink document. A hand-writing recognition engine, described using `HandWritingRecogInformation DS`, can make use of the ink media and creation information and/or the stroke data to recognize words in ink strokes. If it suceeds, it reports the results using the `HandWritingRecogResult DS` in the `InkSegment DS`. As a result, a text keyword search can be used. However, if the hand-writing recognition engine fails to recognize the ink strokes, the time sequences of meta ink segments can be used for

© ISO/IEC 2003 – All rights reserved

Copyright International Organization for Standardization
Provided by IHS under license with ISO
No reproduction or networking permitted without license from IHS
Not for Resale

matching. Although the masks are designed for the ink documents, they are general enough to be used for other media.

11.8.3 InkMediaInformation DS

11.8.3.1 Introduction

The `InkMediaInformation DS` describes specific media and creation information related to an ink segment. The `InkMediaInformation DS` describes the pen ink input device, the layout of the writing regions or fields in a form, the brush, the overlay of ink segment over other visual content, and the writing style. The `InkMediaInformation DS` applies to the `InkSegment DS`.

11.8.3.2 InkMediaInformation DS syntax

```
<!-- ################################################ -->
<!--  Definition of InkMediaInformation DS (11.8.3)  -->
<!-- ################################################ -->

<!-- Definition of InkMediaInformation DS -->
<complexType name="InkMediaInformationType">
   <complexContent>
      <extension base="mpeg7:DSType">
         <sequence>
            <element name="InputDevice" minOccurs="0">
               <complexType>
                  <sequence>
                     <element name="Device" type="mpeg7:TermUseType"/>
                  </sequence>
                  <attribute name="xWidth" type="nonNegativeInteger"
                           use="optional"/>
                  <attribute name="yWidth" type="nonNegativeInteger"
                           use="optional"/>
                  <attribute name="resolutionX" type="nonNegativeInteger"
                           use="optional"/>
                  <attribute name="resolutionY" type="nonNegativeInteger"
                           use="optional"/>
                  <attribute name="resolutionZ" type="nonNegativeInteger"
                           use="optional"/>
                  <attribute name="resolutionP" type="integer"
                           use="optional"/>
                  <attribute name="resolutionS" type="integer"
                           use="optional"/>
               </complexType>
            </element>
            <element name="WritingFieldLayout" minOccurs="0">
               <complexType>
                     <sequence>
                        <element name="RegionLocator"
                              type="mpeg7:RegionLocatorType"/>
                     </sequence>
                     <attribute name="fieldIDList" use="optional">
                        <simpleType>
                           <list itemType="ID"/>
                        </simpleType>
                     </attribute>
               </complexType>
            </element>
            <element name="OverlaidMedia" minOccurs="0" maxOccurs="unbounded">
               <complexType>
```


© ISO/IEC 2003 – All rights reserved
Copyright International Organization for Standardization
Provided by IHS under license with ISO
No reproduction or networking permitted without license from IHS
Not for Resale

```
                <sequence>
                    <choice>
                        <element name="OverlaidMediaLocator"
                            type="mpeg7:MediaLocatorType"/>
                        <element name="OverlaidMediaRef"
                            type="mpeg7:ReferenceType"/>
                    </choice>
                    <element name="MediaRegionLocator"
                              type="mpeg7:RegionLocatorType" minOccurs="0"/>
                </sequence>
                <attribute name="fieldIDRef" type="IDREF" use="optional"/>
                <attribute name="translationX" type="integer" use="optional"
                    default="0"/>
                <attribute name="translationY" type="integer" use="optional"
                    default="0"/>
                <attribute name="rotation" type="float" use="optional"
                    default="0.0"/>
                <attribute name="scaleX" type ="float" use="optional"
                    default="1.0"/>
                <attribute name="scaleY" type ="float" use="optional"
                    default="1.0"/>
            </complexType>
        </element>
        <element name="Brush" minOccurs="0" maxOccurs="unbounded">
            <complexType>
                <sequence>
                    <element name="Name" type="mpeg7:TermUseType"
                        minOccurs="0"/>
                    <element name="Color" type="mpeg7:TermUseType"
                        minOccurs="0"/>
                    <element name="Shape" type="mpeg7:TermUseType"
                        minOccurs="0"/>
                    <element name="Size" type="nonNegativeInteger"
                        minOccurs="0"/>
                </sequence>
            </complexType>
        </element>
        <element name="Param" minOccurs="0" maxOccurs="unbounded">
            <complexType>
                <attribute name="name" type="string" use="optional"/>
                <attribute name="value" type="string" use="optional"/>
            </complexType>
        </element>
        <element name="Handedness" minOccurs="0">
            <simpleType>
                <restriction base="NMTOKEN">
                    <enumeration value="left"/>
                    <enumeration value="right"/>
                    <enumeration value="others"/>
                </restriction>
            </simpleType>
        </element>
        <element name="Style" minOccurs="0">
            <simpleType>
            <union>
                <simpleType>
                    <restriction base="NMTOKEN">
                        <enumeration value="printed"/>
                        <enumeration value="cursive"/>
                        <enumeration value="drawing"/>
```

© ISO/IEC 2003 – All rights reserved

Copyright International Organization for Standardization
Provided by IHS under license with ISO
No reproduction or networking permitted without license from IHS
Not for Resale

```
                        <enumeration value="mixed"/>
                    </restriction>
                </simpleType>
                <simpleType>
                    <restriction base="mpeg7:termReferenceType"/>
                </simpleType>
            </union>
            </simpleType>
        </element>
    </sequence>
  </extension>
</complexContent>
</complexType>
```

11.8.3.3 InkMediaInformation DS semantics

Semantics of the `InkMediaInformationType`:

Name	*Definition*
`InkMediaInformationType`	Describes specific media and creation information related to an ink segment. `InkMediaInformationType` extends `DSType`.
`InputDevice`	Describes the pen input device (optional).
`Device`	Identifies the input device with a name (optional).
`xWidth`	Indicates the width of the writing field's bounding box of the overall effective input surface of the device (application specified) in pixel units using the resolution of the input device (optional). This device parameter is independent of the display size.
`yWidth`	Indicates the height of the writing field's bounding box of the overall effective input surface of the device (application specified) in pixel units using the resolution of the input device (optional). This device parameter is independent of the display size.
`resolutionX`	Indicates the x resolution in points per millimeter of the input device (optional).
`resolutionY`	Indicates the y resolution in points per millimeter of the input device (optional).
`resolutionZ`	Indicates the z, i.e., altitude, resolution in points per millimeter of the input device (optional). It is preferred to use a linearized pressure in 1000 units per gram of force and calibrated with zero as the threshold of pen reaching the pad surface. Negative pressures can account for remaining non-linearities and hysteresis.
`resolutionP`	Indicates the pressure resolution in units per gram of the input device (optional). It is preferred to use a linearized pressure in 1000 units per gram of force and calibrated with zero as the threshold of pen reaching the pad surface. Negative pressures can account for remaining non-linearities and hysteresis.
`resolutionS`	Indicates the sampling rate in points per seconds of the input device (optional).
`WritingFieldLayout`	Localizes the spatial layout of fragments of the ink segment (e.g., input block or guidelines) in the input device's writing field that guide the user in inputting the ink data and assigns an identifier to each region in the spatial layout (optional). The `OverlaidMedia` element uses this element.

© ISO/IEC 2003 – All rights reserved
Copyright International Organization for Standardization
Provided by IHS under license with ISO
No reproduction or networking permitted without license from IHS
Not for Resale

Name	*Definition*
`RegionLocator`	Localizes spatial regions in the input device's writing field that guide the user in inputting the ink data. Each region will be assigned an identifier specified in the `fieldIDList` attribute.
`fieldIDList`	Identifies each region in the `WritingFieldLayout` element (optional). A writing field layout can be several writing fields localized by the `RegionLocator` element. This attribute assigns an identifier to each writing field in the order the `RegionLocator` element specifies them.
`OverlaidMedia`	Describes how the ink segment (or ink segment fragment) overlays over a sub-region of, or the entire visual content (optional). The `OverlaidMedia` element locates the specific regions of a visual content on which the specified ink segment or ink segment fragment overlays. It also defines the transformation of ink data points of the specified ink segment fragment before mapping. The mapping between the specified ink segment fragment and the regions of the visual content is a linear projection mapping.
`OverlaidMediaLocator`	Locates the visual content on which the ink segment or ink segment fragment overlays.
`OverlaidMediaRef`	Describes a reference to the description of a still region of the visual content on which the ink segment or ink segment fragment overlays.
`MediaRegionLocator`	Describes the spatial localization of the specific region within the visual content located by the `OverlaidMediaLocator` or `OverlaidMediaRef` element on which the entire ink segment or the ink segment fragment overlays (optional). If absent, the entire media located by `OverlaidMediaLocator` or `OverlaidMediaRef` element is overlaid. If the overlaid media is an ink segment, this element localizes a region of the writing field layout. All the ink data points within the specified region are overlaid.
`fieldIDRef`	References one of the regions in the writing field layout (optional). All the ink data points of the ink segment within the specified writing field overlay on the visual content specified by the `OverlaidMedia` element. If this attribute is absent, the entire ink segment overlays on the visual content.
`translationX`	Indicates the translation of ink data points (in the ink segment fragment specified by `fieldIDRef`) in the x direction with respect to the center of ink segment fragment (optional). The center of an ink segment is defined as the geometrical spatial coordinate center of all the ink data points of the ink segment.
`translationY`	Indicates the translation of ink data points (in the ink segment fragment specified by `fieldIDRef`) in the y direction with respect to the center of ink segment fragment (optional). Describes the transformation for the ink data points before linearly projecting the ink segment fragment onto the overlaid media region.
`rotation`	Indicates the counterclockwise angle rotation of the ink data points (in the ink segment fragment specified by `fieldIDRef`) with respect to the center of ink segment fragment (optional). Describes the transformation for the ink data points before linearly projecting the ink segment fragment onto the overlaid media region. This is a relative rotation; no initial angle is required.
`scaleX`	Indicates the scale factor of the ink data points in the ink segment fragment specified by `fieldIDRef` in the x direction (optional). Describes the transformation for the ink data points before linearly projecting the ink segment fragment onto the overlaid media region.

© ISO/IEC 2003 – All rights reserved

Copyright International Organization for Standardization
Provided by IHS under license with ISO
No reproduction or networking permitted without license from IHS
Not for Resale

Name	*Definition*
`scaleY`	Indicates the scale factor of the ink data points (in the ink segment fragment specified by `fieldIDRef`) in the `y` direction (optional). Describes the transformation for the ink data points before linearly projecting the ink segment fragment onto the overlaid media region.
`Brush`	Describes a brush used to create the ink data (optional).
`Name`	Identifies the brush (optional).
`Color`	Describes the color of the brush (optional).
`Shape`	Describes the shape of the brush (optional).
`Size`	Describes the size of the brush (optional).
`Param`	Describes one parameter associated with an ink command (optional).
`name`	Describes the name of the parameter (optional).
`value`	Describes the value of the parameter (optional).
`Handedness`	Describes the writer's handedness (optional). The writer's handednesses are defined as follows: • *left* – The writer's handedness is left. • *right* – The writer's handedness is left. • *other* – The writer's handedness is other, i.e., a hand was not used to create the ink data.
`Style`	Describes style of ink data (optional). The styles of ink data are defined as follows: • *printer* – The syle of the ink data is printer. • *cursive* – The style of the ink data is cursive. • *drawing* – The style of the ink data is drawing. • *mixed* – The style of the ink data is a mix of the above.

The `OverlaidMedia` element describes the region of visual content (the overlaid media) such as an image or an ink segment (e.g., form filling, highlight, command, and annotation) on which the ink segment or ink segment fragment overlays (the overlaying media). It describes the association and mapping between the overlaying and the overlaid media.

Note: the ink fragment segments specified in `WritingFieldLayout` element are defined in the coordinate space of the writing surface of the particular ink input device but the regions specified in the `OverlaidMedia` element are defined in the coordinate space of the overlaid media. Also, the orientation and scale of ink data points might not be aligned with the overlaid media. In the case of a meta ink segment as the overlaying media, this element identifies the media and region position that the metastroke operates on. In order to overlay ink data correctly over the overlaid media it is also required to specify the mapping transformation between the ink data points and the overlaid media. The mapping consists of two operations. The first operation is the alignment of the ink data points with the overlaid media. The second operation is simply the linear projection of the regions of ink data on overlaid media. The vertices of the regions of the overlaying ink segments are mapped into the vertices of the regions of the overlaid media.

© ISO/IEC 2003 – All rights reserved
Copyright International Organization for Standardization
Provided by IHS under license with ISO
No reproduction or networking permitted without license from IHS
Not for Resale

11.8.3.4 InkMediaInformation DS examples (informative)

The following example illustrates the use of the `InkMediaInformation DS` for describing the input device and handedness information for an ink segment.

```
<InkMediaInformation>
   <InputDevice resolutionS="133">
      <Device>
         <Name xml:lang="en">PenDevice</Name>
      </Device>
   </InputDevice>
   <Handedness>right</Handedness>
   <Style>mixed</Style>
</InkMediaInformation>
```

The following example illustrates the use of the `InkSegment DS` and the `OverlaidMedia` element in the `InkMediaInformation DS`, among others, for describing ink content overlaying on a text medical form as shown in Figure 47. An example of application scenario for these kind of descriptions is the automatic collection of patient medical records for which the medical paper form stays on top of the writing surface of the ink input device. When the patient fills in the information on the paper form with a electronic pen, the information is simultaneously available as ink content.

In this example, the content ink segment is composed of three ink segments, each representing one word in the ink content. The `WritingFieldLayout element` describes the three rectangular regions shown in Figure 47, the overlaying media. The `OverlaidMedia` element in the `InkSegment DS` uses each region to map each region of the ink segment with the overlaid media, in this case, the medical paper form. The `WritingFieldLayout` element is useful for a handwriting recognizer or any other application that processes the ink content. It also provides the references for the ink content grouping (and segmentation). These guidelines may be visible in the input device writing surface depending on the application.

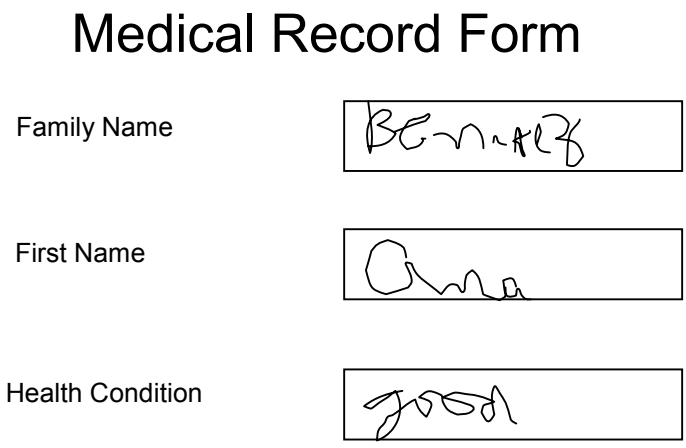

Figure 47 — Example of ink overlaid on a text medical form

This example also illustrates the use of transformation and region mapping of the `OverlaidMedia` element for describing the overlaying of the ink content on the text medical paper form. The visual regions and the ink segment fragments are defined in two different coordinate systems but their sizes are proportional for the first two writing field layouts, such that a linearly mapping between two regions does not distort the shape of ink strokes. For the first two writing field layouts, the ink data points are also well aligned within the ink region, and there is no need for and ink data translation. For the last writing field layout, the width of ink region "HealthCondition" is only one third of the width of visual region but there is not data translation either. The linear mapping of the third ink segment fragment results in the distortion (in the width direction) of the ink data. Display applications may decide to scale down the width of the third ink segment mapping by one third to maintain the shape of ink strokes.

--`,,```,,,,````-`-`,,`,,`,`,,---
© ISO/IEC 2003 – All rights reserved

Copyright International Organization for Standardization
Provided by IHS under license with ISO
No reproduction or networking permitted without license from IHS
Not for Resale

```
<Mpeg7>
    <Description xsi:type="ContentEntityType">
        <MultimediaContent xsi:type="InkContentType">
            <InkContent>
                <SpatialDecomposition>
                    <InkSegment>
                        <InkMediaInformation>
                            <WritingFieldLayout fieldIDList="LastName">
                                <RegionLocator>
                                    <Polygon>
                                        <Coords mpeg7:dim="8"> 15 75 0 -6 45 0 0 6
                                        </Coords>
                                    </Polygon>
                                </RegionLocator>
                            </WritingFieldLayout>
                            <OverlaidMedia fieldIDRef="LastName">
                                <OverlaidMediaLocator>
                                    <MediaUri>http://www.mpeg7.org/demo.txt</MediaUri>
                                </OverlaidMediaLocator>
                                <MediaRegionLocator>
                                    <Polygon>
                                        <Coords mpeg7:dim="8"> 5 25 0 -2 15 0 0 2 </Coords>
                                    </Polygon>
                                </MediaRegionLocator>
                            </OverlaidMedia>
                        </InkMediaInformation>
                        <SceneGraphMask>
                            <SubGraphNum>0</SubGraphNum>
                        </SceneGraphMask>
                    </InkSegment>
                    <InkSegment>
                        <InkMediaInformation>
                            <WritingFieldLayout fieldIDList="FirstName">
                                <RegionLocator>
                                    <Polygon>
                                        <Coords mpeg7:dim="8"> 15 150 -6 45 0 0 6 </Coords>
                                    </Polygon>
                                </RegionLocator>
                            </WritingFieldLayout>
                            <OverlaidMedia fieldIDRef="FirstName">
                                <OverlaidMediaLocator>
                                    <MediaUri>http://www.mpeg7.org/demo.txt</MediaUri>
                                </OverlaidMediaLocator>
                                <MediaRegionLocator>
                                    <Polygon>
                                        <Coords mpeg7:dim="8"> 5 50 0 -2 15 0 0 2 </Coords>
                                    </Polygon>
                                </MediaRegionLocator>
                            </OverlaidMedia>
                        </InkMediaInformation>
                        <SceneGraphMask>
                            <SubGraphNum>1</SubGraphNum>
                        </SceneGraphMask>
                    </InkSegment>
                    <InkSegment>
                        <InkMediaInformation>
                            <WritingFieldLayout fieldIDList="HealthCondition">
                                <RegionLocator>
                                    <Polygon>
                                        <Coords mpeg7:dim="8"> 15 225 -6 45 0 0 6 </Coords>
                                    </Polygon>
```


© ISO/IEC 2003 – All rights reserved
Copyright International Organization for Standardization
Provided by IHS under license with ISO
No reproduction or networking permitted without license from IHS
Not for Resale

```
                        </RegionLocator>
                    </WritingFieldLayout>
                    <OverlaidMedia fieldIDRef="HealthCondition" scaleX="0.3333">
                        <OverlaidMediaLocator>
                            <MediaUri>http://www.mpeg7.org/demo.txt</MediaUri>
                        </OverlaidMediaLocator>
                        <MediaRegionLocator>
                            <Polygon>
                                <Coords mpeg7:dim="8"> 5 75 0 -2 15 0 0 2 </Coords>
                            </Polygon>
                        </MediaRegionLocator>
                    </OverlaidMedia>
                </InkMediaInformation>
                <SceneGraphMask>
                    <SubGraphNum>2</SubGraphNum>
                </SceneGraphMask>
            </InkSegment>
        </SpatialDecomposition>
    </InkContent>
</MultimediaContent>
</Description>
</Mpeg7>
```

11.8.4 HandWritingRecogInformation DS

11.8.4.1 Introduction

The HandWritingRecogInformation DS describes information about a hand-writing recognizer. The HandWritingRecogInformation DS describes the owner and ink lexicon of the recognizer, among others. The HandWritingRecogInformationr DS applies to the InkSegment DS.

11.8.4.2 HandWritingRecogInformation DS syntax

```
<!-- ########################################################## -->
<!--  Definition of HandWritingRecogInformation DS (11.8.4)  -->
<!-- ########################################################## -->

<!-- Definition of HandWritingRecogInformation DS -->
<complexType name="HandWritingRecogInformationType">
    <complexContent>
        <extension base="mpeg7:DSType">
            <sequence>
                <element name="Recognizer" minOccurs="0">
                    <complexType>
                        <sequence>
                            <element name="Name" type="mpeg7:TermUseType" minOccurs="0"/>
                            <element name="Owner" type="mpeg7:AgentType" minOccurs="0"/>
                            <element name="Information" type="mpeg7:TextAnnotationType"
                                     minOccurs="0"/>
                        </sequence>
                    </complexType>
                </element>
                <element name="InkLexicon" minOccurs="0">
                    <complexType>
                        <sequence>
                            <element name="Name" type="mpeg7:TermUseType" minOccurs="0"/>
                            <element name="Owner" type="mpeg7:AgentType" minOccurs="0"/>
                            <choice>
```

© ISO/IEC 2003 – All rights reserved

Copyright International Organization for Standardization
Provided by IHS under license with ISO
No reproduction or networking permitted without license from IHS
Not for Resale

```
                        <element name="Resource" type="mpeg7:MediaLocatorType"/>
                        <element name="Entry" minOccurs="1" maxOccurs="unbounded">
                           <complexType>
                              <sequence>
                                 <element name="Text" type="mpeg7:TermUseType"
                                          minOccurs="0"/>
                                 <element name="InkSegmentRef"
                                          type="mpeg7:ReferenceType"
                                          minOccurs="0"/>
                              </sequence>
                              <attribute name="index" type="ID" use="optional"/>
                              <attribute name="frequency"
                                    type="mpeg7:zeroToOneType" use="optional"/>
                           </complexType>
                        </element>
                     </choice>
                  </sequence>
               </complexType>
            </element>
         </sequence>
      </extension>
   </complexContent>
</complexType>
```

11.8.4.3 HandWritingRecogInformation DS semantics

Semantics of the `HandWritingRecogInformationType`:

Name	*Definition*
`HandWritingRecogInformationType`	Describes information about a hand-writing recognizer. `HandWritingRecogInformationType` extends `DSType`.
`Recognizer`	Describes the hand-writing recognizer (optional).
`Name`	Identifies the recognizer (optional). Humans can function as recognizers.
`Owner`	Describes the agent who provided the recognizer (optional).
`Information`	Describes the nature and structure of the recognizer such as the number of free parameters, the number of training examples, and the mechanism used, among others (optional).
`InkLexicon`	Describes the ink lexicon used by the recognizer locating the lexicon data or describing each entry in the lexicon (optional).
`Name`	Identifies the lexicon (optional).
`Owner`	Describes the owner of the lexicon who published the lexicon (optional).
`Resource`	Locates the lexicon, which does not need to be in electronic format.
`Entry`	Describes an entry in the lexicon. An entry in the lexicon is composed of a set of ink strokes.

© ISO/IEC 2003 – All rights reserved
Copyright International Organization for Standardization
Provided by IHS under license with ISO
No reproduction or networking permitted without license from IHS
Not for Resale

Name	*Definition*
`Text`	Indicates the text string corresponding to the lexicon entry (optional).
`InkSegmentRef`	Describes a refererence to the description of the ink segment that corresponds to the lexicon entry (optional).
`index`	Identifies a lexicon entry (optional).
`frequency`	Indicates the probability of apperance of the lexicon entry (optional). The frequencies characterize the lexicon's distribution from which data samples were drawn at random. Therefore, the number of times a lexicon entry appears in the database should be approximately proportional to the frequencies.

11.8.4.4 HandWritingRecogInformation DS examples (informative)

The following example illustrates the use of the `HandWritingRecogInformation DS` for describing information about a hand-writing recognizer named "Super Recog 1", which uses a lexicon with 20 entries representing names of people.

```
<Mpeg7>
   <Description xsi:type="ContentEntityType">
      <MultimediaContent xsi:type="InkContentType">
         <InkContent>
            <HandWritingRecogInformation>
               <Recognizer>
                  <Name>
                     <Name> Super Recog 1 </Name>
                  </Name>
               </Recognizer>
               <InkLexicon>
                  <Entry index="item0">
                     <Text>
                        <Name> Ann </Name>
                     </Text>
                     <InkSegmentRef href="#Electro0"/>
                  </Entry>
                  <Entry index="item1">
                     <Text>
                        <Name> Juan </Name>
                     </Text>
                     <InkSegmentRef href="#Electro1"/>
                  </Entry>
                  <!-- more elements here -->
                  <Entry index="item20">
                     <Text>
                        <Name> Beatriz </Name>
                     </Text>
                     <InkSegmentRef href="#Electro20"/>
                  </Entry>
               </InkLexicon>
            </HandWritingRecogInformation>
         </InkContent>
      </MultimediaContent>
   </Description>
</Mpeg7>
```

© ISO/IEC 2003 – All rights reserved

Copyright International Organization for Standardization
Provided by IHS under license with ISO
No reproduction or networking permitted without license from IHS
Not for Resale

11.8.5 HandWritingRecogResult DS

11.8.5.1 Introduction

The HandWritingRecogResult DS describes hand-writing recognition results. The HandWritingRecogResult DS describes the overall quality and some possible scored results of the recognition process. The HandWritingRecogResult DS applies to the InkSegment DS.

11.8.5.2 HandWritingRecogResult DS syntax

```
<!-- ################################################ -->
<!--  Definition of HandWritingRecogResult DS (11.8.5)  -->
<!-- ################################################ -->

<!-- Definition of HandWritingRecogResult DS -->
<complexType name="HandWritingRecogResultType">
   <complexContent>
      <extension base="mpeg7:DSType">
         <sequence>
            <element name="HandWritingRecogInformationRef"
                     type="mpeg7:ReferenceType" minOccurs="0"/>
            <element name="Quality" type="mpeg7:zeroToOneType" minOccurs="0"/>
            <element name="Result" minOccurs="1" maxOccurs="unbounded">
               <complexType>
                  <sequence>
                     <choice>
                        <element name="Text" type="string"/>
                        <element name="LexiconIndexRef"
                                 type="mpeg7:ReferenceType"/>
                     </choice>
                  </sequence>
                  <attribute name="score" type="mpeg7:zeroToOneType"
                             use="optional"/>
               </complexType>
            </element>
         </sequence>
      </extension>
   </complexContent>
</complexType>
```

11.8.5.3 HandWritingRecogResult DS semantics

Semantics of the HandWritingRecogResultType:

Name	*Definition*
HandWritingRecogResultType	Describes hand-writing recognition results. HandWritingRecogResultType extends DSType.
HandWritingRecogInformationRef	References the description of the hand-writing recognizer used to generate these results (optional).
Quality	Indicates the quality of the recognition results with a float between 0 and 1, being 1 the highest quality. This is used to describe the quality of the report score of the recognizer.

© ISO/IEC 2003 – All rights reserved
Copyright International Organization for Standardization
Provided by IHS under license with ISO
No reproduction or networking permitted without license from IHS
Not for Resale

Name	*Definition*
`Result`	Describes a result of the recognition process by either the recognized text string or lexicon entry with an optional score value.
`Text`	Indicates the recognized text string.
`LexiconIndexRef`	References the recognized lexicon entry. This is a tool that refers to the `index` attribute of the `Entry` element in the `HandWritingRecogInformation DS`.
`score`	Indicates the reported score for the recognized text with a float between 0 and 1 being 1 the highest score (optional).

11.8.5.4 HandWritingRecogResult DS examples (informative)

The following example illustrates the use of the `HandWritingRecogResult DS` for describing the hand-writing recognition results for the word "Ana" in the ink document shown in Figure 45. The recognizer returns two results one of which corresponds to a lexicon entry in the `HandWritingRecogInformation DS` example in 11.8.4.4.

```
<Mpeg7>
   <Description xsi:type="ContentEntityType">
      <MultimediaContent xsi:type="InkContentType">
         <InkContent>
            <HandWritingRecogResult>
               <Quality>0.6</Quality>
               <Result score="0.7">
                  <Text> Ana </Text>
               </Result>
               <Result score="0.54">
                  <LexiconIndexRef href="#item0"/>
               </Result>
            </HandWritingRecogResult>
         </InkContent>
      </MultimediaContent>
   </Description>
</Mpeg7>
```

11.8.6 Ink segment decomposition tools

11.8.6.1 Introduction

The ink segment decomposition tools extend the base segment decomposition tools. The ink segment decomposition tools describe the decomposition of an ink segment into one or more sub-segments in space and time.

11.8.6.2 Ink segment decomposition tools syntax

```
<!-- ######################################################## -->
<!--  Definition of InkSegment decomposition DSs (11.8.6)  -->
<!-- ######################################################## -->

<!-- Definition of InkSegmentSpatialDecomposition DS -->
<complexType name="InkSegmentSpatialDecompositionType">
   <complexContent>
      <extension base="mpeg7:SpatialSegmentDecompositionType">
         <choice minOccurs="1" maxOccurs="unbounded">
```

© ISO/IEC 2003 – All rights reserved

Copyright International Organization for Standardization
Provided by IHS under license with ISO
No reproduction or networking permitted without license from IHS
Not for Resale

```
            <element name="InkSegment" type="mpeg7:InkSegmentType"/>
            <element name="InkSegmentRef" type="mpeg7:ReferenceType"/>
         </choice>
      </extension>
   </complexContent>
</complexType>

<!-- Definition of InkSegmentTemporalDecomposition DS -->
<complexType name="InkSegmentTemporalDecompositionType">
   <complexContent>
      <extension base="mpeg7:TemporalSegmentDecompositionType">
         <choice minOccurs="1" maxOccurs="unbounded">
            <element name="InkSegment" type="mpeg7:InkSegmentType"/>
            <element name="InkSegmentRef" type="mpeg7:ReferenceType"/>
         </choice>
      </extension>
   </complexContent>
</complexType>
```

11.8.6.3 Ink segment decomposition tools syntax

Semantics of the `InkSegmentSpatialDecompositionType`:

Name	*Definition*
`InkSegmentSpatialDecompositionType`	Describes a spatial decomposition of an ink segment into one or more ink segments. `InkSegmentSpatialDecompositionType` extends `SpatialSegmentDecompositionType`.
`InkSegment`	Describes an ink segment that results from the spatial decomposition.
`InkSegmentRef`	Describes a refererence to the description of an ink segment that results from the spatial decomposition.

Semantics of the `InkSegmentTemporalDecompositionType`:

Name	*Definition*
`InkSegmentTemporalDecompositionType`	Describes a temporal decomposition of an ink segment into one or more ink segments. `InkSegmentTemporalDecompositionType` extends `TemporalSegmentDecompositionType`.
`InkSegment`	Describes an ink segment that results from the temporal decomposition.
`InkSegmentRef`	Describes a refererence to the description of an ink segment that results from the temporal decomposition.

Copyright International Organization for Standardization
Provided by IHS under license with ISO
No reproduction or networking permitted without license from IHS
Not for Resale
© ISO/IEC 2003 – All rights reserved

11.9 Video editing segment description tools

11.9.1 Introduction

This subclause specifies tools for describing segments of visual content created by a video editing work, including attributes and structural decompositions of these segments. The following table summarizes the tools specified in this subclause. Figure 48 shows the organization of the tools for describing video editing segments.

Table 24 — Overview of the analytic edited video segment description tools

Tool	*Functionality*
`AnalyticEditedVideo Segment DS`	This tool is an abstract type that describes an edited video segment from an analytic viewpoint, which means that the description is made a posteriori automatically or manually based on the final video content. This tool extends the `VideoSegment DS`.
Analytic edited video segment decomposition tools	These tools describe decompositions of analytic edited video segments in space and time. These tools extend the base segment decomposition tools. The analytic edited video segment decomposition tools are the following: • `AnalyticEditedVideoSegmentSpatioTemporalDecomposition DS`: describes the video editing decomposition of an analytic edited video segment in space and time.
`EditedVideo DS`	The `EditedVideo DS` describes a final video program that is the result of an editing work. This tool extends the `AnalyticEditedVideoSegment DS`.
Edited video decomposition tools	These tools describe decompositions of edited video segments in time. These tools extend the base segment decomposition tools. The edited video segment decomposition tools are the following: • `EditedVideoEditingTemporalDecomposition DS`: describes the video editing decomposition of an edited video in time.
`AnalyticClip DS`	This tool is an abstract type that describes an intermediate edited video segment generated and assembled during the video editing process from the analytic viewpoint. Analytic clips are connected to other analytic clips by analytic transitions in the final video program. This tool extends the `AnalyticEditedVideoSegment DS`.
`Shot DS`	This tool describes a video segment that is delimited by transitions that affect the whole video screen (global transitions). This tool extends the `AnalyticClip DS`.
Shot decomposition tools	These tools describe decompositions of shots in time. These tools extend the base segment decomposition tools. The shot segment decomposition tools are the following: • `ShotEditingTemporalDecomposition DS`: describes the video editing decomposition of a shot in time.
`CompositionShot DS`	This tool describes a video segment that is delimited by transitions caused by edition areas appearing on or disappearing from the video screen (composition transitions). This tool extends the `AnalyticClip DS`.
Composition shot decomposition tools	These tools describe decompositions of shots in time. These tools extend the base segment decomposition tools. The composition shot segment decomposition tools are the following:

© ISO/IEC 2003 – All rights reserved

Copyright International Organization for Standardization
Provided by IHS under license with ISO
No reproduction or networking permitted without license from IHS
Not for Resale

Tool	*Functionality*
	• CompositionShotEditingTemporalDecomposition DS: describes the video editing decomposition of a composition intra-composition shot in time.
IntraCompositionShot DS	This tool describes a video segment that is delimited by transitions that affect whole edition areas (internal transitions). This tool extends the AnalyticClip DS.
Intra-composition shot decomposition tools	These tools describe decompositions of intra-composition shots in time. These tools extend the base segment decomposition tools. The intra-composition shot segment decomposition tools are the following: • IntraCompositionShotEditingTemporalDecomposition DS: describes the video editing decomposition of an intra-composition in time.
AnalyticTransition DS	This tool is an abstract type that describes a transition between two analytic clips in the final video program. This tool extends the AnalyticEditedVideoSegment DS.
GlobalTransition DS	This tool describes a transition that affects the whole video screen. This tool extends the AnalyticTransition DS.
CompositionTransition DS	This tool describes a transition caused by edition areas appearing on or disappearing from the video screen. This tool extends the AnalyticTransition DS.
InternalTransition DS	This tool describes a transition on that affects a whole edition area. This tool extends the AnalyticTransition DS.
EditedMovingRegion DS	This tool describes a moving region that corresponds to an edition area that contains a rush or a synthetic clip in the video content. This tool extends the MovingRegion DS.

© ISO/IEC 2003 – All rights reserved
Copyright International Organization for Standardization
Provided by IHS under license with ISO
No reproduction or networking permitted without license from IHS
Not for Resale

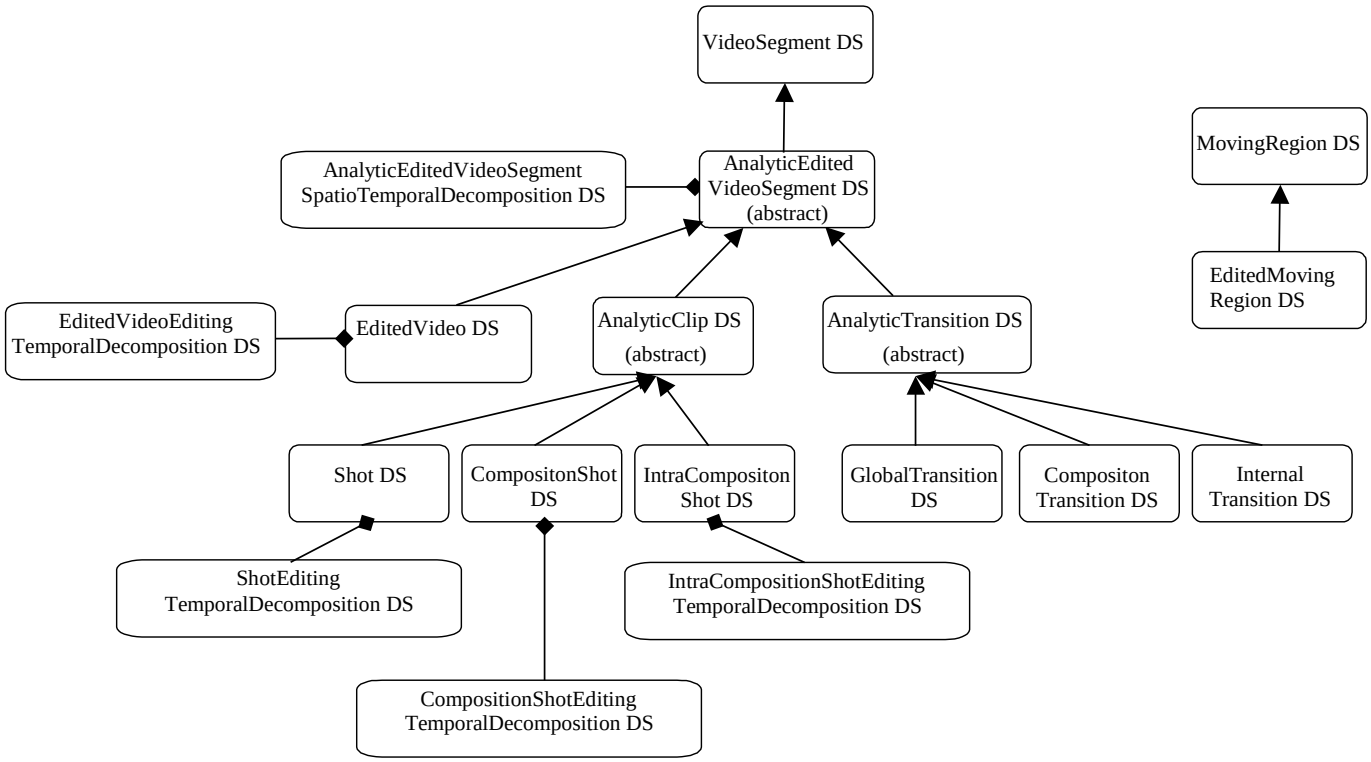

Figure 48 — Overview of the tools for describing video editing segments

11.9.2 AnalyticEditedVideoSegment DS

11.9.2.1 Introduction

The `AnalyticEditedVideoSegment DS` extends the `VideoSegment DS`. The `AnalyticEditedVideoSegment DS` is an abstract type that describes an edited video segment from an analytic viewpoint, which means that the description is made a posteriori automatically or manually based on the final video content. Examples of analytic edited video segments are a video shot and a video transition. The `AnalyticEditedVideoSegment DS` describes spatio-temporal decomposition from video editing viewpoint, location and editing level reliability, and type of the analytic edited video segment, in addition to the properties by the `VideoSegment DS`.

11.9.2.2 AnalyticEditedVideoSegment DS syntax

```
<!-- ############################################################ -->
<!--  Definition of the AnalyticEditedVideoSegment DS (11.9.2)  -->
<!-- ############################################################ -->

<!-- Definition of AnalyticEditedVideoSegment DS -->
<complexType name="AnalyticEditedVideoSegmentType" abstract="true">
   <complexContent>
      <extension base="mpeg7:VideoSegmentType">
         <sequence>
            <element name="AnalyticEditionAreaDecomposition"
            type="mpeg7:AnalyticEditedVideoSegmentSpatioTemporalDecompositionType"
            minOccurs="0" maxOccurs="unbounded"/>
         </sequence>
         <attribute name="locationReliability" type="mpeg7:zeroToOneType"
```

--`,,```,,,,````-`-`,,`,,`,`,,`---
© ISO/IEC 2003 – All rights reserved
Copyright International Organization for Standardization
Provided by IHS under license with ISO
No reproduction or networking permitted without license from IHS
Not for Resale

```
                    use="optional"/>
            <attribute name="editingLevelReliability" type="mpeg7:zeroToOneType"
                    use="optional"/>
            <attribute name="type" use="optional">
               <simpleType>
                  <restriction base="NMTOKEN">
                     <enumeration value="simple"/>
                     <enumeration value="composite"/>
                  </restriction>
               </simpleType>
            </attribute>
         </extension>
      </complexContent>
</complexType>
```

11.9.2.3 AnalyticEditedVideoSegment DS semantics

Semantics of the `AnalyticEditedVideoSegmentType`:

Name	*Definition*
`AnalyticEditedVideoSegmentType`	This type is an abstract type that describes an edited video segment from an analytic viewpoint, which means that the description is made a posteriori based on the final video content. Examples of analytic edited video segments are a shot and a global transition, among others. `AnalyticEditedVideoSegmentType` extends `VideoSegmentType`.
`AnalyticEditionAreaDecomposition`	Describes an spatio-temporal decomposition of the analytic edited video segment into one or more sub-segments that correspond to edition areas in the video segment. The edition areas describe video compositions. Composition transitions may introduce or move edition areas to and from the video screen, respectively. Internal transition may change the video content of edition areas.
`locationReliability`	Indicates the reliability of the temporal localization (media time information) of the analytic edited video segment (optional).
`editingLevelReliability`	Indicates the reliability of the classification of the analytic edited video segment into one of the editing levels (optional). If the analytic video segment is an analytic clip this attribute indicates the reliability of its description as a shot, a composition shot or an intra-composition shot. If the analytic video segment is an analytic transition this attribute indicates the reliability of its description as a global transition, a composition transition or an internal transition.
`type`	Indicates the type of the analytic edited video segment (optional). The types of analytic edited video segments are defined as follows: • *simple* - The analytic edited video segment is simple. The whole video screen in a simple analytic edited video segment is one edition area. • *composite* - The analytic edited video segment is composite. There are several local edition areas in the video screen of a composite analytic edited video segment. The `AnalyticEditionAreaDecomposition` element may describe the decomposition of the analytic edited video segment into edition areas.

© ISO/IEC 2003 – All rights reserved
Copyright International Organization for Standardization
Provided by IHS under license with ISO
No reproduction or networking permitted without license from IHS
Not for Resale

11.9.2.4 Analytic edited video segments

11.9.2.4.1 Types

Video editing work consist in assembling and composing video clips. A clip is a video segment. In order, to compose video progams a set of edition regions or composition components are defined by giving its shape, size, position, motion and the way in which they are included on the frame space. The way to introduce a region edition is described by a composition transition. Once the region edition is defined, the editor identifies the set of clips that are placed in each edition region and determines how they shall be assembled.

An analytic description of video editing work describes the hierarchical structure of video clips and transitions generated during the editing process. In the process, clips corresponding shots, composition shots, and intra-composition shots are created. The definition of a "clip," "simple clip" and "composite clip" from analytic and synthetic viewpoint are given as follows:

- **Clip**: A clip is a video sequence. A clip is assembled to other clips by transitions. From an analytic viewpoint, a clip (called an *analytic clip*) is a video segment created by a video editing work. From a synthetic viewpoint, a clip (called a *synthetic clip*) is a piece of video that is assembled to other clips and placed into an edition area. A synthetic clip is frequently called "rush" in the video edition domain.

- **Simple clip**: Considering that a video frame is the smallest temporal unit of video content, a "simple clip" can be defined as a video frame sequence before being assembled with other synthetic clips to build a shot, a composition shot or an intra-composition shot (these are all analytic clips).

- **Composite clip**: A composite clip combines several synthetic clips in the same frame (see clause 8). Each synthetic clip is placed in one edition area (see Figure 49). One example is the superimposition of an anchor's name in TV news. There can be several composite clips in the same shot. An analytic clip may be defined as a composite clip even if the analytic edition area decomposition is not included in it.



Figure 49 — Illustration of a composition transition. The central image is a frame of a composite clip. The clips shown on right are mapped on the edition regions shown on the left side

11.9.2.4.2 Editing levels

The analytic edited video segments are classified in two categories:

- Shots, composition shots and intra-composition shots are called analytic clips.

- Global transition, composition transition and internal transition are called analytic transitions.

They can be considered to be "syntactic elements" of a "video document". Analytic edited video segments are equivalent to "sentences" and the transitions to "punctuation" and "conjunctions".

© ISO/IEC 2003 – All rights reserved

Copyright International Organization for Standardization
Provided by IHS under license with ISO
No reproduction or networking permitted without license from IHS
Not for Resale

The description of a video editing work corresponds to a hierarchical structure of three levels or more levels. The following table shows which are the corresponding levels regarding to the level of the analytic edited video segments.

Table 25 — Overview of the levels of analytic edited video segments

Editing Level	Analytic Clip	Analytic Transition
First level	Shot	Global transition
Second level	Composition shot	Composition transition
Third and higher levels	Intra-composition shot	Internal transition

A video document is made of a sequence of one or more shots and global transitions. A shot is made of a sequence of one or several composition shots and global transitions. A composition shot is made of a sequence of one or several intra-composition shots and internal transitions. An intra-composition shot is made of a sequence of one or more internal transitions and intra-composition shots, which are made, recursively, of one or more intra-composition shots and internal transitions. The analytic clips on a given level are linked by a transition of the same level. For example, shots are linked by global transitions.

11.9.3 Analytic edited video segment decomposition tools

11.9.3.1 Introduction

The analytic edited video segment decomposition tools extend the base segment spatio-temporal decomposition tools. The analytic edited video segment decomposition tools describe the video editing decomposition of an analytic edited video segment into one or more sub-segments in space and time. The sub-segments resulting from the decomposition correspond to edition areas in the analytic edited video segment.

11.9.3.2 Analytic video editing decomposition tools syntax

```
<!-- ################################################################################ -->
<!--  Definition of the AnalyticEditedVideoSegment Decompostion DSs (11.9.3)  -->
<!-- ################################################################################ -->

<!-- Definition of AnalyticEditedVideoSegmentSpatioTemporalDecomposition DS -->
<complexType name="AnalyticEditedVideoSegmentSpatioTemporalDecompositionType">
   <complexContent>
      <extension base="mpeg7:SpatioTemporalSegmentDecompositionType">
         <choice minOccurs="1" maxOccurs="unbounded">
            <element name="EditedMovingRegion"
                     type="mpeg7:EditedMovingRegionType"/>
            <element name="EditedMovingRegionRef" type="mpeg7:ReferenceType"/>
         </choice>
      </extension>
   </complexContent>
</complexType>
```

11.9.3.3 Analytic video editing decomposition tools semantics

Semantics of the `AnalyticEditedVideoSegmentSpatioTemporalDecompositionType`:

Name	*Definition*
`AnalyticEditedVideo SegmentSpatioTemporal DecompositionType`	Describes a spatio-temporal decomposition of an analytic edited video segment into one or more edited moving regions that correspond to edition areas in the analytic edited video segment. `AnalyticEditedVideoSegmentSpatioTemporalDecompositionType`

© ISO/IEC 2003 – All rights reserved
Copyright International Organization for Standardization
Provided by IHS under license with ISO
No reproduction or networking permitted without license from IHS
Not for Resale

	extends SpatioTemporalSegmentDecompositionType.
EditedMovingRegion	Describes an edited moving region that results from the spatio-temporal decomposition.
EditedMovingRegionRef	Describes a reference to the description of an edited moving region that results from the spatio-temporal decomposition.

11.9.4 EditedVideo DS

11.9.4.1 Introduction

The EditedVideo DS extends the AnalyticEditedVideoSegment DS. The EditedVideo DS describes a final video program that is the result of an editing work. An edited video is a sequence of shots assembled by global transitions. The EditedVideo DS describes spatio-temporal decomposition from video editing viewpoint, in addition to the properties by the AnalyticEditedVideoSegment DS such as spatio-temporal decompositions into edition areas.

11.9.4.2 EditedVideo DS syntax

```
<!-- ######################################## -->
<!--  Definition of EditedVideo DS (11.9.4)  -->
<!-- ######################################## -->

<!-- Definition of EditedVideo DS -->
<complexType name="EditedVideoType">
   <complexContent>
      <extension base="mpeg7:AnalyticEditedVideoSegmentType">
         <sequence>
            <element name="AnalyticEditingTemporalDecomposition"
                  type="mpeg7:EditedVideoEditingTemporalDecompositionType"
                  minOccurs="1" maxOccurs="unbounded"/>
         </sequence>
      </extension>
   </complexContent>
</complexType>
```

11.9.4.3 EditedVideo DS semantics

Semantics of the EditedVideoType:

Name	*Definition*
EditedVideoType	Describes a final video program that is the result of an editing work. EditedVideoType extends AnalyticEditedVideoSegmentType.
AnalyticEditingTemporalDecomposition	Describes a temporal decomposition of the segment into one or more sub-segments that correspond to shots or global transitions.

© ISO/IEC 2003 – All rights reserved

Copyright International Organization for Standardization
Provided by IHS under license with ISO
No reproduction or networking permitted without license from IHS
Not for Resale

11.9.5 Edited video decomposition tools

11.9.5.1 Introduction

The edited video decomposition tools extend the base segment temporal decomposition tools. The edited video decomposition tools describe the video editing decomposition of an edited video into one or more sub-segments in time. The sub-segments resulting from the decomposition correspond to shots or global transitions.

11.9.5.1.1 Edited video decomposition tools syntax

```
<!-- ################################################################ -->
<!--  Definition of the EditedVideoEditing decomposition DSs (11.9.5)  -->
<!-- ################################################################ -->

<!-- Definition of EditedVideoEditingTemporalDecomposition DS -->
<complexType name="EditedVideoEditingTemporalDecompositionType">
  <complexContent>
    <extension base="mpeg7:TemporalSegmentDecompositionType">
      <sequence minOccurs="1" maxOccurs="unbounded">
        <choice>
          <choice>
            <element name="Shot" type="mpeg7:ShotType"/>
            <element name="ShotRef" type="mpeg7:ReferenceType"/>
          </choice>
          <choice>
            <element name="GlobalTransition" type="mpeg7:GlobalTransitionType"/>
            <element name="GlobalTransitionRef" type="mpeg7:ReferenceType"/>
          </choice>
        </choice>
      </sequence>
    </extension>
  </complexContent>
</complexType>
```

11.9.5.1.2 Edited video decomposition tools semantics

Semantics of the `EditedVideoEditingTemporalDecompositionType`:

Name	*Definition*
`EditedVideoEditingTemporalDecompositionType`	Describes a temporal decomposition of an edited video into one or more shots and global transitions. `EditedVideoEditingTemporalDecompositionType` extends `TemporalSegmentDecompositionType`. In an `EditedVideoEditingTemporalDecomposition DS` description, the `Shot DS` and `GlobalTransition DS` descriptions shall be ordered in time. Furthermore, a `Shot DS` description may be preceded and followed by a `GlobalTransition DS` description, but not by another `Shot DS` description.
`Shot`	Describes a shot that results from the temporal decomposition.
`ShotRef`	Describes a refererence to the description of a shot that results from the temporal decomposition.

© ISO/IEC 2003 – All rights reserved
Copyright International Organization for Standardization
Provided by IHS under license with ISO
No reproduction or networking permitted without license from IHS
Not for Resale

Name	*Definition*
`GlobalTransition`	Describes a global transition that results from the temporal decomposition.
`GlobalTransitionRef`	Describes a refererence to the description of a global transition that results from the temporal decomposition.

11.9.6 AnalyticClip DS

11.9.6.1 Introduction

The `AnalyticClip DS` extends the `AnalyticEditedVideoSegment DS`. It is an abstract type from which specialized analytic clip DSs are derived: the `Shot DS`, the `CompositionShot DS`, and the `IntraCompositionShot DS`; which describe analytic clips at different video editing levels. The `AnalyticClip DS` describes an intermediate edited video segment generated and assembled during the video editing process from the analytic viewpoint. Analytic clips are connected to other analytic clips by analytic transitions in the final video program.

11.9.6.2 AnalyticClip DS syntax

```
<!-- ######################################### -->
<!--  Definition of AnalyticClip DS (11.9.6)  -->
<!-- ######################################### -->

<!-- Definition of AnalyticClip DS -->
<complexType name="AnalyticClipType" abstract="true">
   <complexContent>
      <extension base="mpeg7:AnalyticEditedVideoSegmentType"/>
   </complexContent>
</complexType>
```

11.9.6.3 AnalyticClip DS semantics

Semantics of the `AnalyticClipType`:

Name	*Definition*
`AnalyticClipType`	This type is an abstract type from which the specialized analytic clip DSs are derived. It describes an intermediate edited video segment generated and assembled during the video editing process from the analytic viewpoint. Intermediate analytic clips are connected to other intermediate analytic clips by analytic transitions in the final video program. `AnalyticClipType` extends `AnalyticEditedVideoSegmentType`.

11.9.7 Shot DS

11.9.7.1 Introduction

A shot is a sequence of frames that forms a temporal unit in the video content. Its temporal boundaries are defined by the presence of transitions that affect the whole content (all the edition areas and their content) on the video frame: these transitions are called global transitions. Shots are created from simple and composite clips. Shots are the last video segments assembled during the video editing process. Final edited video programs are finally assembled by global transitions and constitute the shots

--`,,```,,,,````-`-`,,`,,`,`,,`---
© ISO/IEC 2003 – All rights reserved
Copyright International Organization for Standardization
Provided by IHS under license with ISO
No reproduction or networking permitted without license from IHS
Not for Resale

The Shot DS describes a video segment that is delimited by transitions that affect the whole video screen (global transitions). The Shot DS extends the AnalyticClip DS. Shots are the analytic clips at the first editing level and may be sequences of compositions shots assembled with composition transitions. The Shot DS describes temporal decomposition from the video editing viewpoint, in addition to the other properties by the AnalyticClip DS such as spatio-temporal decompositions into edition areas.

11.9.7.2 Shot DS syntax

```
<!-- ################################ -->
<!--  Definition of Shot DS (11.9.7)  -->
<!-- ################################ -->

<!-- Definition of Shot DS -->
<complexType name="ShotType">
   <complexContent>
      <extension base="mpeg7:AnalyticClipType">
         <sequence>
            <element name="AnalyticEditingTemporalDecomposition"
                  type="mpeg7:ShotEditingTemporalDecompositionType"
                  minOccurs="0" maxOccurs="unbounded"/>
         </sequence>
      </extension>
   </complexContent>
</complexType>
```


© ISO/IEC 2003 – All rights reserved
Copyright International Organization for Standardization
Provided by IHS under license with ISO
No reproduction or networking permitted without license from IHS
Not for Resale

11.9.7.3 Shot DS semantics

Semantics of the ShotType:

Name	*Definition*
ShotType	Describes a video segment that is delimited by transitions that affect the whole video screen (global transitions). Shots are the analytic clips at the first editing level and may be sequences of compositions shots assembled with composition transitions. The start and end of a video program are considered special cases of global transitions. ShotType extends AnalyticClipType.
AnalyticEditingTemporalDecomposition	Describes a temporal decomposition of the shot into one or more sub-segments that correspond to composition shots or composition transitions.

11.9.8 Shot decomposition tools

11.9.8.1 Introduction

The shot decomposition tools extend the base segment temporal decomposition tools. The shot decomposition tools describe the video editing decomposition of a shot into one or more sub-segments in time. The sub-segments resulting from the decomposition correspond to composition shots or composition transitions.

11.9.8.2 Shot decomposition tools syntax

```
<!-- ########################################################## -->
<!--  Definition of the ShotEditing Decomposition DSs (11.9.8)  -->
<!-- ########################################################## -->
<!--  Definition of the ShotEditingTemporalDecomposition DS  -->

<complexType name="ShotEditingTemporalDecompositionType">
  <complexContent>
    <extension base="mpeg7:TemporalSegmentDecompositionType">
      <sequence minOccurs="1"  maxOccurs="unbounded">
        <choice>
          <choice>
            <element name="CompositionShot" type="mpeg7:CompositionShotType"/>
            <element name="CompositionShotRef" type="mpeg7:ReferenceType"/>
          </choice>
          <choice>
            <element name="CompositionTransition"
                type="mpeg7:CompositionTransitionType"/>
            <element name="CompositionTransitionRef" type="mpeg7:ReferenceType"/>
          </choice>
        </choice>
      </sequence>
    </extension>
  </complexContent>
</complexType>
```

© ISO/IEC 2003 – All rights reserved

Copyright International Organization for Standardization
Provided by IHS under license with ISO
No reproduction or networking permitted without license from IHS
Not for Resale

11.9.8.3 Shot decomposition tools semantics

Semantics of the ShotEditingTemporalDecompositionType:

Name	*Definition*
ShotEditingTemporalDecompositionType	Describes a temporal decomposition of a shot into one or more composition shots and composition transitions. ShotEditingTemporalDecompositionType extends TemporalSegmentDecompositionType. In an ShotEditingTemporalDecomposition DS description, the CompositionShot DS and CompositionTransition DS descriptions shall be ordered in time. Furthermore, a CompositionShot DS description can be preceded and followed by a CompositionTransition DS description, but not by another CompositionShot DS description.
CompositionShot	Describes a composition shot that results from the temporal decomposition.
CompositionShotRef	Describes a refererence to the description of a composition shot that results from the temporal decomposition.
CompositionTransition	Describes a composition transition that results from the temporal decomposition.
CompositionTransitionRef	Describes a refererence to the description of a composition transition that results from the temporal decomposition.

11.9.9 CompositionShot DS

11.9.9.1 Introduction

Composition shots are temporal sub-segments of a shot separated by transitions called composition transitions. Composition shots are the analytic clips at the second level in hierarchical temporal structure of video documents created by editing work. They are sub-segments of a shot. In a shot an edition region can be introduced or removed by a composition transition. This temporal event split the shot in a new video segment called composition shot.

The CompositionShot DS describes a video segment that is delimited by transitions caused by edition areas appearing on or disappearing from the video screen (composition transitions). The CompositionShot DS extends the AnalyticClip DS. The Composition shots are analytic clips at the second editing level and may be sequences of intra-composition shots assembled with internal transitions. The CompositionShot DS describes temporal decomposition from the video editing viewpoint, in addition to the other properties by the AnalyticClip DS such as spatio-temporal decompositions into edition areas.

11.9.9.2 CompositionShot DS syntax

```
<!-- ############################################ -->
<!--  Definition of CompositionShot DS (11.9.9)  -->
<!-- ############################################ -->

<!-- Definition of CompositionShot DS -->
<complexType name="CompositionShotType">
```


Copyright International Organization for Standardization
Provided by IHS under license with ISO
No reproduction or networking permitted without license from IHS
Not for Resale
© ISO/IEC 2003 – All rights reserved

```
    <complexContent>
       <extension base="mpeg7:AnalyticClipType">
          <sequence>
             <element name="AnalyticEditingTemporalDecomposition"
                    type="mpeg7:CompositionShotEditingTemporalDecompositionType"
                    minOccurs="0" maxOccurs="unbounded"/>
          </sequence>
       </extension>
    </complexContent>
</complexType>
```

11.9.9.3 CompositionShot DS semantics

Semantics of the `CompositionShotType`:

Name	*Definition*
`CompositionShotType`	Describes a video segment that is delimited by transitions caused by edition areas appearing on or disappearing from the video screen (composition transitions). Composition shots are analytic clips at the second editing level and may be sequences of intra-composition shots assembled with internal transitions. Transitions that affect the whole video screen (global transitions) are considered special cases of composition transitions but they can only be one of the boundaries of composition shot. `CompositionShotType` extends `AnalyticClipType`.
`AnalyticEditingTemporalDecomposition`	Describes a temporal decomposition of the composition shot into one or more sub-segments that correspond to intra-composition shots or internal transitions.

11.9.10 Composition shot decomposition tools

11.9.10.1 Introduction

The composition shot decomposition tools extend the base segment temporal decomposition tools. The composition shot decomposition tools describe the video editing decomposition of a composition shot into one or more sub-segments in time. The sub-segments resulting from the decomposition correspond intra-composition shots or internal transitions.

11.9.10.2 Composition shot decomposition tools syntax

```
<!-- ################################################################ -->
<!--  Definition of the CompositionShotEditing decomposition DSs (11.9.10)  -->
<!-- ################################################################ -->
<complexType name="CompositionShotEditingTemporalDecompositionType">
  <complexContent>
    <extension base="mpeg7:TemporalSegmentDecompositionType">
      <sequence minOccurs="1"  maxOccurs="unbounded">
        <choice>
          <choice>
            <element name="IntraCompositionShot"
              type="mpeg7:IntraCompositionShotType"/>
            <element name="IntraCompositionShotRef" type="mpeg7:ReferenceType"/>
```

© ISO/IEC 2003 – All rights reserved

Copyright International Organization for Standardization
Provided by IHS under license with ISO
No reproduction or networking permitted without license from IHS
Not for Resale

```
            </choice>
            <choice>
              <element                                          name="InternalTransition"
type="mpeg7:InternalTransitionType"/>
              <element name="InternalTransitionRef" type="mpeg7:ReferenceType"/>
            </choice>
          </choice>
        </sequence>
      </extension>
    </complexContent>
</complexType>
```

11.9.10.3 Composition shot decomposition tools semantics

Semantics of the `CompositionShotEditingTemporalDecompositionType`:

Name	*Definition*
`CompositionShotEditing TemporalDecompositionType`	Describes a temporal decomposition of a composition shot into one or more intra-composition shots and internal transitions. `CompositionShotEditingTemporalDecompositionType` extends `TemporalSegmentDecompositionType`. In a `CompositionShotEditingTemporalDecomposition`, the `IntraCompositionShot` and `InternalTransition` shall be ordered in time. Furthermore, an `IntraCompositionShot DS` description can be preceded and followed by a `InternalTransition DS` description, but not by another `IntraCompositionShot DS` description.
`IntraCompositionShot`	Describes an intra-composition shot that results from the temporal decomposition.
`IntraCompositionShotRef`	Describes a refererence to the description of an intra-composition shot that results from the temporal decomposition.
`InternalTransition`	Describes an internal transition that results from the temporal decomposition.
`InternalTransitionRef`	Describes a refererence to the description of an internal transition that results from the temporal decomposition.

11.9.11 IntraCompositionShot DS

11.9.11.1 Introduction

Intra-composition shots are temporal sub-segments of a composition shot or another intra-composition shot separated by internal transitions. These transitions occur between two synthetic clips appearing in one of the regions of a "composite clip". These transitions modify the content of the composition shot or an intra-composition shot and split it into two new segments called intra-composition shots.

Intra-composition shots are analytic clips at the third and higher levels in the hierarchical temporal structure of video documents created by editing work. Intra-composition shots can be recursively split in other intra-composition shots. They are sub-segments of a composition shot or other intra-composition shot:

© ISO/IEC 2003 – All rights reserved
Copyright International Organization for Standardization
Provided by IHS under license with ISO
No reproduction or networking permitted without license from IHS
Not for Resale

1. In a composition shot, the synthetic clip showed in one of the edition regions can be changed by another one by an internal transition. This temporal event split the composition shot in a new video segment called intra-composition shot. One example is shown in Figure 50.

2. In an intra-composition shot, an internal transition can modify the content of an sub-edition region within an edition area, or a new sub-edition region can be added or moved from an already existing edition area. These temporal events split the intra-composition shot in a new video segment called intra-composition-shot. This new intra-composition shot is in a lower level than its intra-composition shot parent.

One example of intra-composition shots in a composition shot is given in Figure 50. In the CompositionShot#2, there are two edition regions: the background and a superimposed circular region showing a doctor. At a given moment, an internal transition changes the doctor by a dog in the circular edition region. This internal transition split the CompositionShot#2 in a new temporal segment, an intra-composition shot: IntraCompositionShot#2.

Because an internal transition assembles intra-composition shots, the segment before the internal transition is also called intra-composition shot.

The `IntraCompositionShot DS` describes a video segment that is delimited by transitions that affect whole edition areas (internal transitions). The `IntraCompositionShot DS` extends the `AnalyticClip DS`. Intra-composition shots are the analytic clips at the third and higher editing levels and may recursively be sequences of intra-compositions shots assembled with internal transitions. The `IntraCompositionShot DS` describes temporal decomposition from the video editing viewpoint, in addition to the other properties by the `AnalyticClip DS` such as spatio-temporal decompositions into edition areas.

11.9.11.2 IntraCompositionShot DS syntax

```
<!-- ################################################ -->
<!--  Definition of IntraCompositionShot DS (11.9.11)  -->
<!-- ################################################ -->

<!-- Definition of IntraCompositionShot DS -->
<complexType name="IntraCompositionShotType">
   <complexContent>
      <extension base="mpeg7:AnalyticClipType">
         <sequence>
            <element name="AnalyticEditingTemporalDecomposition"

   type="mpeg7:IntraCompositionShotEditingTemporalDecompositionType"
                  minOccurs="0" maxOccurs="unbounded"/>
         </sequence>
      </extension>
   </complexContent>
</complexType>
```

11.9.11.3 IntraCompositionShot DS semantics

Semantics of the `IntraCompositionShotType`:

Name	*Definition*
`IntraCompositionShotType`	Describes a video segment that is delimited by transitions that affect whole edition areas (internal transitions). Intra-composition shots are the analytic clips at the third and higher editing levels and may recursively be sequences of intra-compositions shots assembled with internal transitions. Transitions that affect the whole video screen (global transitions) and transitions caused by edition areas appearing on or disappearing from the video screen (composition transitions) are considered special cases of internal transitions but they can only be one of the boundaries of an intra composition shot. `IntraCompositionShotType` extends `AnalyticClipType`.

© ISO/IEC 2003 – All rights reserved

Copyright International Organization for Standardization
Provided by IHS under license with ISO
No reproduction or networking permitted without license from IHS
Not for Resale

AnalyticEditingTemporal Decomposition	Describes a temporal decomposition of the intra-composition shot into one or more sub-segments that correspond to intra-composition shots or internal transitions.

11.9.12 Intra-composition shot decomposition tools

11.9.12.1 Introduction

The Intra-composition shot decomposition tools extend the base segment temporal decomposition tools. The intra-composition shot decomposition tools describe the video editing decomposition of an intra-composition shot into one or more sub-segments in time. The sub-segments resulting from the decomposition correspond to intra-composition shots or internal transitions.

11.9.12.2 Intra-composition shot decomposition tools syntax

```
<!-- ################################################################################ -->
<!--  Definition of the IntraCompositionShotEditing decomposition DSs (11.9.12)  -->
<!-- ################################################################################ -->
<!-- Definition of IntraCompositionShotEditingTemporalDecomposition DS -->

<complexType name="IntraCompositionShotEditingTemporalDecompositionType">
  <complexContent>
    <extension base="mpeg7:TemporalSegmentDecompositionType">
      <sequence minOccurs="1"  maxOccurs="unbounded">
        <choice>
          <choice>
            <element name="IntraCompositionShot"
              type="mpeg7:IntraCompositionShotType"/>
            <element name="IntraCompositionShotRef" type="mpeg7:ReferenceType"/>
          </choice>
          <choice>
            <element name="InternalTransition"
              type="mpeg7:InternalTransitionType"/>
            <element name="InternalTransitionRef" type="mpeg7:ReferenceType"/>
          </choice>
        </choice>
      </sequence>
    </extension>
  </complexContent>
</complexType>
```

11.9.12.3 Intra-composition shot decomposition tools semantics

Semantics of the IntraCompositionShotEditingTemporalDecompositionType:

Name	*Definition*
IntraCompositionShotEditing TemporalDecompositionType	Describes a temporal decomposition of an intra-composition shot into one or more intra-composition shots and internal transitions. IntraCompositionShotEditingTemporalDecompositionType extends TemporalSegmentDecompositionType. In an IntraCompositionShotEditingTemporalDecomposition, the IntraCompositionShot and InternalTransition shall be ordered in time. Furthermore, an IntraCompositionShot DS

Copyright International Organization for Standardization
Provided by IHS under license with ISO
No reproduction or networking permitted without license from IHS
Not for Resale
© ISO/IEC 2003 – All rights reserved

	description can be preceded and followed by a `InternalTransition DS` description, but not by another `IntraCompositionShot DS` description.
`IntraCompositionShot`	Describes an intra-composition shot that results from the temporal decomposition.
`IntraCompositionShotRef`	Describes a refererence to the description of an intra-composition shot that results from the temporal decomposition.
`InternalTransition`	Describes an internal transition that results from the temporal decomposition.
`InternalTransitionRef`	Describes a refererence to the description of an internal transition that results from the temporal decomposition.

11.9.13 AnalyticTransition DS

11.9.13.1 Introduction

The `AnalyticTransition DS` extends the `AnalyticEditedVideoSegment DS`. It is an abstract type from which specialized analytic transition DSs are derived: the `GlobalTransition DS`, the `CompositionTransition DS`, and the `InternalTransition DS`; which describe analytic transitions at different video editing levels. The `AnalyticTransition DS` describes a transition between two analytic clips in the final video program. Transitions are generated during the video editing process to connect shots, composition shots, or intra-composition shots. The `AnalyticTransition DS` describes evolution type and reliability, in addition to the other properties by the `AnalyticEditedVideoSegment DS`.

11.9.13.2 AnalyticTransition DS syntax

```
<!-- ################################################ -->
<!--  Definition of AnalyticTransition DS (11.9.13)  -->
<!-- ################################################ -->

<!-- Definition of AnalyticTransition DS -->
<complexType name="AnalyticTransitionType" abstract="true">
   <complexContent>
      <extension base="mpeg7:AnalyticEditedVideoSegmentType">
         <sequence>
            <element name="EvolutionType" type="mpeg7:TermUseType" minOccurs="0"/>
            <element name="EditedMovingRegionRef" type="mpeg7:ReferenceType"
                     minOccurs="0"/>
         </sequence>
         <attribute name="evolutionReliability" type="mpeg7:zeroToOneType"
                    use="optional"/>
      </extension>
   </complexContent>
</complexType>
```

© ISO/IEC 2003 – All rights reserved

Copyright International Organization for Standardization
Provided by IHS under license with ISO
No reproduction or networking permitted without license from IHS
Not for Resale

11.9.13.3 AnalyticTransition DS semantics

Semantics of the AnalyticTransitionType:

Name	*Definition*
AnalyticTransitionType	This type is an abstract type from which the specialized analytic transition DSs are derived. It describes a transition between two analytic clips in the final video program. AnalyticTransitionType extends AnalyticEditedVideoSegmentType.
EvolutionType	Describes the type of the evolution of the analytic transition (optional). Examples of evolution types are "cut", "analog cut", and "gradual transitions". For gradual transitions, examples of evolution types are "fade in", "fade out" and "cross-dissolve", among others.
EditedMovingRegionRef	Describes a refererence to the description of the edited moving region (edition area) that is affected, introduced or deleted in the analytic transition (optional).
evolutionReliability	Indicates the reliability of the evolution information of the analytic transition (optional). This attribute specifies the reliability of the value of the EvolutionType element, if provided.

11.9.14 GlobalTransition DS

11.9.14.1 Introduction

A global transition is a visual effect that covers the whole video frame. This transition supposes that the whole shot (including the "sub-clips" it may be composed of) on the video frame before the effect disappears, and that a new one which was not visible until that moment, appears after the transition. Figure 50 shows an example of an global transition.

The GlobalTransition DS describes a transition that affects the whole video screen. The GlobalTransition DS extends the AnalyticTransition DS. Global transitions are the analytic transitions at the first video editing level and connect shots in edited videos. The GlobalTransition DS describes properties of the global transition by the AnalyticTransition DS such as spatio-temporal decompositions into edition areas, evolution type and reliability.

11.9.14.2 GlobalTransition DS syntax

```
<!-- ################################################ -->
<!--  Definition of GlobalTransition DS (11.9.14)  -->
<!-- ################################################ -->

<!-- Definition of GlobalTransition DS -->
<complexType name="GlobalTransitionType">
   <complexContent>
      <extension base="mpeg7:AnalyticTransitionType"/>
   </complexContent>
</complexType>
```


--`,,```,,,,````-`-`,,`,,`,`,,`---
© ISO/IEC 2003 – All rights reserved
Copyright International Organization for Standardization
Provided by IHS under license with ISO
No reproduction or networking permitted without license from IHS
Not for Resale

11.9.14.3 GlobalTransition DS semantics

Semantics of the GlobalTransitionType:

Name	*Definition*
GlobalTransitionType	Describes a transition that affects the whole video screen. Global transitions are the analytic transitions at the first video editing level and connect shots in edited videos. A global transition supposes that a shot disappears before the transition and that a shot that was not visible until that moment appears after the transition. A global transition can be one of the boundaries of a composition shot and an intra-composition shot. GlobalTransitionType extends AnalyticTransitionType.

11.9.15 CompositionTransition DS

11.9.15.1 Introduction

Composition transitions are caused by edition areas appearing on, or disappearing from the video frame. As opposed to global transitions, composition transitions only affect editions areas in the video frame. Figure 50 shows examples of composition transitions.

Composition transitions can perform one of the three following actions:

- Create: the composition transition introduces an edition area that creates a composite clip. It links a composition shot containing a single edition area and a composition shot combining several edition areas.
- Delete: the composition transition ends a composite clip. It links the end of a composition shot combining several edition areas and the beginning of a composition shot containing a single edition area.
- Change: this last type is related to transitions that add or remove edition areas between two composition shots combining several edition areas.

The type of the action in a transition depends on the type of the composition shots the transition connects:

Action	**Number of edition areas in previous composition shot**	**Number of edition areas in next composition shot**
Create	1	>1
Delete	>1	1
Change	>1	>1

One example of the first type of action is the superimposition of the anchor's name in a TV news. This text can be introduced gradually by a dissolve effect which is a composition transition.

Edition areas taking part in a composite clip, like texts, may move within the frame. This motion does not create a new composition shot. A composition transition occurs only when an edition area appears on, or disappears from the video frame.

The CompositionTransition DS describes a transition caused by edition areas appearing on or disappearing from the video screen. The CompositionTransition DS extends the AnalyticTransition DS. Composition transitions are analytic transitions at the second video editing level and connect composition shots in shots. The CompositionTransition DS describes composition type of the composition transition, in addition to other properties by the AnalyticTransition DS such as spatio-temporal decompositions into edition areas, evolution type and reliability.

© ISO/IEC 2003 – All rights reserved

Copyright International Organization for Standardization
Provided by IHS under license with ISO
No reproduction or networking permitted without license from IHS
Not for Resale

11.9.15.2 CompositionTransition DS syntax

```
<!-- ################################################ -->
<!--  Definition of CompositionTransition DS (11.9.15)  -->
<!-- ################################################ -->

<!-- Definition of CompositionTransition DS -->
<complexType name="CompositionTransitionType">
   <complexContent>
      <extension base="mpeg7:AnalyticTransitionType">
         <attribute name="compositionType" use="optional">
            <simpleType>
               <union>
                  <simpleType>
                     <restriction base="NMTOKEN">
                        <enumeration value="create"/>
                        <enumeration value="delete"/>
                        <enumeration value="change"/>
                     </restriction>
                  </simpleType>
                  <simpleType>
                     <restriction base="mpeg7:termReferenceType"/>
                  </simpleType>
               </union>
            </simpleType>
         </attribute>
      </extension>
   </complexContent>
</complexType>
```

11.9.15.3 CompositionTransition DS semantics

Semantics of the `CompositionTransitionType`:

Name	*Definition*
`CompositionTransitionType`	Describes a transition caused by edition areas appearing on or disappearing from the video screen. Composition transitions are the analytic transitions at the second video editing level and connect composition shots in shots. A composition transition can be one of the boundaries of an intra-composition shot. `CompositionTransitionType` extends `AnalyticTransitionType`.
`compositionType`	Indicates the type of composition of the composition transition in relation to the type of the action performed on the composition shot (optional). The types of composition are defined as follows: • *create* - The composition introduces an edition area that creates a composite clip. In other words, the transition links a composition shot containing a single edition area and a composition shot combining several edition areas. • *delete* - The composition ends a composite clip. In other words, the transition links the end of a composition shot combining several edition areas and the beginning of a composition shot containing a single edition area. • *change* - The composition adds or removes edition areas between two composition shots combining several edition areas.

© ISO/IEC 2003 – All rights reserved
Copyright International Organization for Standardization
Provided by IHS under license with ISO
No reproduction or networking permitted without license from IHS
Not for Resale

11.9.16 InternalTransition DS

11.9.16.1 Introduction

An internal transitions happens within composition shots and within intra-composition shots splitting these segments in intra-composition shots. An internal transition happens within a composition shot when there is a global transition in one of the edition areas of the video frame. This transition has all the characteristics of a global transition but it happens only in a sub-region of the video frame. It also differs from global transitions by the level of the analytic edited video segments connected by the transition (only intra-composition shots for the internal transition and shots for the global transition). Figure 50 shows an example of internal transitions. The first shot contains two different transitions. First, there is a composition transition of type "cut", where a superimposition of a new content occurs in a subpart of the frame. The second is an internal transition: the superimposed edition area is not affected by the effect. A transition of type "cut" introduces the second shot. An internal transition happens within in intra-composition shot when a new sub-edition region is added or moved from an existing edition region, or when there is a global transition within a sub-edition area of an existing edition region.

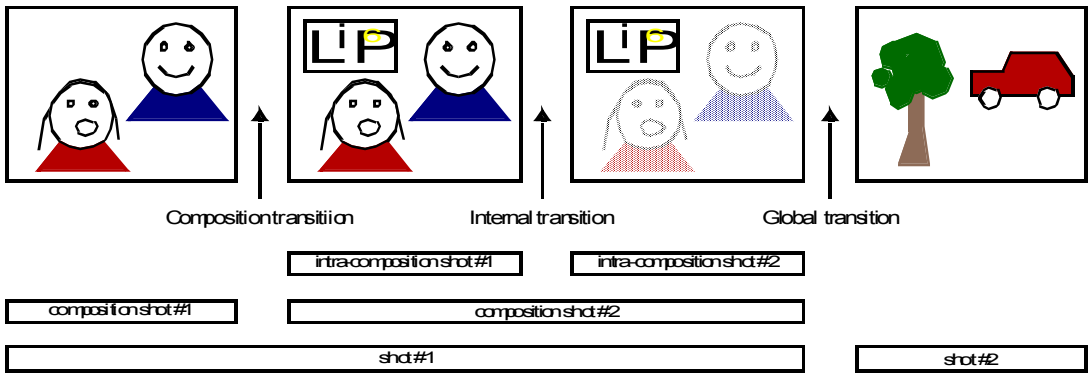

Figure 50 — Illustration of different types of transitions (composition transition, internal transition, global transition)

The `InternalTransition DS` describes a transition on that affects a whole edition area. The `InternalTransition DS` extends the `AnalyticTransition DS`. Internal transitions are the analytic transitions at the third and higher video editing levels and connect intra-composition shots in composition shots. The `InternalTransition DS` describes properties of the internal transition by the `AnalyticTransition DS` such as spatio-temporal decompositions into edition areas, evolution type and reliability.

11.9.16.2 InternalTransition DS syntax

```
<!-- ################################################ -->
<!--  Definition of InternalTransition DS (11.9.16)  -->
<!-- ################################################ -->

<!-- Definition of InternalTransition DS -->
<complexType name="InternalTransitionType">
   <complexContent>
      <extension base="mpeg7:AnalyticTransitionType"/>
   </complexContent>
</complexType>
```

© ISO/IEC 2003 – All rights reserved

Copyright International Organization for Standardization
Provided by IHS under license with ISO
No reproduction or networking permitted without license from IHS
Not for Resale

11.9.16.3 InternalTransition DS semantics

Semantics of the `InternalTransitionType`:

Name	*Definition*
`InternalTransitionType`	Describes a transition on that affects a whole edition area. Internal transitions are the analytic transitions at the third and higher video editing levels and connect intra-composition shots in composition shots. `InternalTransitionType` extends `AnalyticTransitionType`.

11.9.17 EditedMovingRegion DS

11.9.17.1 Introduction

The `EditedMovingRegion DS` extends the `MovingRegion DS`. The `EditedMovingRegion DS` describes a moving region that corresponds to an edition area that contains a rush or a synthetic clip in the video content. Examples of edited moving regions are edition areas that contain logo or anchors' names.

11.9.17.2 EditedMovingRegion DS syntax

```
<!-- ################################################ -->
<!--  Definition the EditedMovingRegion DS (11.9.17)  -->
<!-- ################################################ -->

<!-- Definition of EditedMovingRegion DS -->
<complexType name="EditedMovingRegionType">
   <complexContent>
      <extension base="mpeg7:MovingRegionType">
         <sequence>
            <element name="RegionDepthType" type="mpeg7:TermUseType"
               minOccurs="0"/>
            <element name="BoundaryType" type="mpeg7:TermUseType"
               minOccurs="0"/>
         </sequence>
      </extension>
   </complexContent>
</complexType>
```

11.9.17.3 EditedMovingRegion DS semantics

Semantics of the `EditedMovingRegionType`:

Name	*Definition*
`EditedMovingRegionType`	Describes a moving region that corresponds to an edition area that contains a rush or a synthetic clip in the video content. Examples of edited moving regions are edition areas that contain logos or anchors' names. `EditedMovingRegionType` extends `MovingRegionType`.
`RegionDepthType`	Describes the relative distance of the edited moving region to the camera (optional). Examples of region depths are "background" and "foreground".
`BoundaryType`	Describes the type of boundary of the edited moving region (optional). Examples of boundary types are "transparent", "fuzzy", and "color".

© ISO/IEC 2003 – All rights reserved
Copyright International Organization for Standardization
Provided by IHS under license with ISO
No reproduction or networking permitted without license from IHS
Not for Resale

11.9.18 Video editing segment description tools examples (informative)

11.9.18.1 Introduction

The following examples illustrate the use of the `AnalyticEditedVideo DS` and the video editing segment DSs for describing several video editing works. Descriptions of video editing works can be used for video indexing and analysis, evaluations video segmentation algorithms, and identification of editing patterns.

11.9.18.2 Description of a sequence of composition shots and internal transitions

The following example illustrates the use of the `AnalyticClip DS` and the `AnalyticTransition DS` for describing a video content that contains a single shot with two composition shots and an internal transition (see Figure 50).

```
<Mpeg7>
   <Description xsi:type="ContentEntityType">
      <MultimediaContent xsi:type="AnalyticEditedVideoType">
         <AnalyticEditedVideo xsi:type="EditedVideoType">
            <MediaLocator>
               <MediaUri>video.mpg</MediaUri>
            </MediaLocator>
            <!-- more elements here -->
            <AnalyticEditingTemporalDecomposition gap="false" overlap="false">
               <!--  Description of Eyexam  -->
               <Shot id="ClipS_3" locationReliability="0.9"
                  editingLevelReliability="0.5">
                  <MediaTime>
                     <MediaRelIncrTimePoint mediaTimeUnit="PT1N25F"
            mediaTimeBase="../../../../MediaLocator[1]">35</MediaRelIncrTimePoint>
                     <MediaIncrDuration
                        mediaTimeUnit="PT1N25F">413</MediaIncrDuration>
                  </MediaTime>
                  <AnalyticEditingTemporalDecomposition gap="false"
                     overlap="false">
                     <CompositionShot id="ClipCS_1" locationReliability="0.9"
                        editingLevelReliability="0.5" type="simple">
                        <MediaTime>
                           <MediaRelIncrTimePoint mediaTimeUnit="PT1N25F"
      mediaTimeBase="../../../../../../MediaLocator[1]">35</MediaRelIncrTimePoint>
                           <MediaIncrDuration
                              mediaTimeUnit="PT1N25F">55</MediaIncrDuration>
                        </MediaTime>
                     </CompositionShot>
                     <CompositionTransition id="CT_1" locationReliability="0.9"
                        editingLevelReliability="0.5" evolutionReliability="0.5">
                        <MediaTime>
                           <MediaRelIncrTimePoint mediaTimeUnit="PT1N25F"
      mediaTimeBase="../../../../../../MediaLocator[1]">90</MediaRelIncrTimePoint>
                           <MediaIncrDuration
                              mediaTimeUnit="PT1N25F">10</MediaIncrDuration>
                        </MediaTime>
                        <EvolutionType href="...">
                           <Name>IrisOpen</Name>
                        </EvolutionType>
                     </CompositionTransition>
                     <CompositionShot id="ClipCS_2" locationReliability="0.9"
                        editingLevelReliability="0.5">
                        <MediaTime>
                           <MediaRelIncrTimePoint mediaTimeUnit="PT1N25F"
      mediaTimeBase="../../../../../../MediaLocator[1]">100</MediaRelIncrTimePoint>
```

© ISO/IEC 2003 – All rights reserved

Copyright International Organization for Standardization
Provided by IHS under license with ISO
No reproduction or networking permitted without license from IHS
Not for Resale

```
                              <MediaIncrDuration
                                 mediaTimeUnit="PT1N25F">348</MediaIncrDuration>
                           </MediaTime>
                           <AnalyticEditingTemporalDecomposition gap="false"
                              overlap="false">
                              <IntraCompositionShot id="ClipICS_1"
                                 locationReliability="0.9"
                                 editingLevelReliability="0.5" type="simple">
                                 <MediaTime>
                                    <MediaRelIncrTimePoint mediaTimeUnit="PT1N25F"
mediaTimeBase="../../../../../../../../MediaLocator[1]">100</MediaRelIncrTimePoint>
                                    <MediaIncrDuration
                                    mediaTimeUnit="PT1N25F">75</MediaIncrDuration>
                                 </MediaTime>
                              </IntraCompositionShot>
                              <InternalTransition id="IT_1"
locationReliability="0.9"
                                 editingLevelReliability="0.5"
                                 evolutionReliability="0.5">
                                 <MediaTime>
                                    <MediaRelIncrTimePoint mediaTimeUnit="PT1N25F"
mediaTimeBase="../../../../../../../../MediaLocator[1]">175</MediaRelIncrTimePoint>
                                    <MediaIncrDuration

   mediaTimeUnit="PT1N25F">8</MediaIncrDuration>
                                 </MediaTime>
                                 <EvolutionType href="...">
                                    <Name xml:lang="en">crossdissolve</Name>
                                 </EvolutionType>
                              </InternalTransition>
                              <IntraCompositionShot id="ClipICS_2"
                                 locationReliability="0.9"
                                 editingLevelReliability="0.5" type="simple">
                                 <MediaTime>
                                    <MediaRelIncrTimePoint mediaTimeUnit="PT1N25F"
mediaTimeBase="../../../../../../../../MediaLocator[1]">183</MediaRelIncrTimePoint>
                                    <MediaIncrDuration
                                    mediaTimeUnit="PT1N25F">265</MediaIncrDuration>
                                 </MediaTime>
                              </IntraCompositionShot>
                           </AnalyticEditingTemporalDecomposition>
                        </CompositionShot>
                     </AnalyticEditingTemporalDecomposition>
                  </Shot>
               </AnalyticEditingTemporalDecomposition>
            </AnalyticEditedVideo>
         </MultimediaContent>
   </Description>
</Mpeg7>
```

11.9.18.3 Description of a shot associated to a composite clip

The following examples illustrate the use of the `AnalyticClip DS`, the `AnalyticTransition DS`, and the `EditedMovingRegion DS` for describing a shot that is a composite clip. In the first example, there are no internal transitions: the analytic clip is a composite clip and a shot.

--`,,```,,,,````-`-`,,`,,`,`,,`---

Copyright International Organization for Standardization
Provided by IHS under license with ISO
No reproduction or networking permitted without license from IHS
Not for Resale
© ISO/IEC 2003 – All rights reserved

```
<Mpeg7>
   <Description xsi:type="ContentEntityType">
      <MultimediaContent xsi:type="AnalyticEditedVideoType">
         <AnalyticEditedVideo xsi:type="EditedVideoType">
            <MediaLocator>
               <MediaUri>video.mpg</MediaUri>
            </MediaLocator>
            <AnalyticEditingTemporalDecomposition gap="false" overlap="false">
               <Shot id="ClipS_3" locationReliability="0.9"
                  editingLevelReliability="0.5" type="composite">
                  <MediaTime>
                     <MediaRelIncrTimePoint mediaTimeUnit="PT1N25F"
            mediaTimeBase="../../../../MediaLocator[1]">35</MediaRelIncrTimePoint>
                     <MediaIncrDuration
                        mediaTimeUnit="PT1N25F">413</MediaIncrDuration>
                  </MediaTime>
               </Shot>
            </AnalyticEditingTemporalDecomposition>
         </AnalyticEditedVideo>
      </MultimediaContent>
   </Description>
</Mpeg7>
```

In the second example, the shot is temporally decomposed into several composition shots; and the composition shots are temporally decomposed into intra-composition shots. The edition areas in the shot, composition shots and intra-composition shots are described using the `EditedMovingRegion DS` as the result of the spatio-temporal decomposition of the analytic edited video segments, i.e., using the `AnalyticEditedVideoSegmentSpatioTemporalDecomposition DS`. In composition and internal transition descriptions, the edited moving regions introduced or affected by the transitions are referenced by using the `EditedMovingRegionRef` element in the `AnalyticTransition DS`.

```
<Mpeg7>
   <Description xsi:type="ContentEntityType">
      <MultimediaContent xsi:type="AnalyticEditedVideoType">
         <AnalyticEditedVideo xsi:type="EditedVideoType">
            <MediaLocator>
               <MediaUri>video.mpg</MediaUri>
            </MediaLocator>
            <AnalyticEditingTemporalDecomposition gap="false" overlap="false">
               <!-- Description of Eyexam -->
               <Shot id="ClipS_3" locationReliability="0.9"
                  editingLevelReliability="0.5" type="composite">
                  <MediaTime>
                     <MediaRelIncrTimePoint mediaTimeUnit="PT1N25F"
            mediaTimeBase="../../../../MediaLocator[1]">35</MediaRelIncrTimePoint>
                     <MediaIncrDuration
                        mediaTimeUnit="PT1N25F">413</MediaIncrDuration>
                  </MediaTime>
                  <AnalyticEditionAreaDecomposition gap="false" overlap="true"
                     criteria="edition area">
                     <EditedMovingRegion id="editArea_1">
                        <TextAnnotation>
                           <FreeTextAnnotation> Frame area </FreeTextAnnotation>
                        </TextAnnotation>
                        <SpatioTemporalLocator>
                           <FigureTrajectory type="rectangle">
                              <MediaTime>
                                 <MediaRelIncrTimePoint mediaTimeUnit="PT1N25F"
mediaTimeBase="../../../../../../../../MediaLocator[1]">35</MediaRelIncrTimePoint>
```

--`,,```,,,,````-`-`,,`,,`,`,,`---

© ISO/IEC 2003 – All rights reserved

Copyright International Organization for Standardization
Provided by IHS under license with ISO
No reproduction or networking permitted without license from IHS
Not for Resale

```
                                    <MediaIncrDuration
                                    mediaTimeUnit="PT1N25F">413</MediaIncrDuration>
                                </MediaTime>
                                <Vertex>
                                    <WholeInterval>
                                        <MediaDuration>PT0S</MediaDuration>
                                    </WholeInterval>
                                    <InterpolationFunctions>
                                        <KeyValue type="startPoint">
                                            <!-- more elements here -->
                                        </KeyValue>
                                        <KeyValue type="startPoint">
                                            <!-- more elements here -->
                                        </KeyValue>
                                    </InterpolationFunctions>
                                </Vertex>
                                <Vertex>
                                    <WholeInterval>
                                        <MediaDuration>PT1S</MediaDuration>
                                    </WholeInterval>
                                    <InterpolationFunctions>
                                        <KeyValue type="startPoint">
                                            <!-- more elements here -->
                                        </KeyValue>
                                        <KeyValue type="startPoint">
                                            <!-- more elements here -->
                                        </KeyValue>
                                    </InterpolationFunctions>
                                </Vertex>
                                <Vertex>
                                    <WholeInterval>
                                        <MediaDuration>PT2S</MediaDuration>
                                    </WholeInterval>
                                    <InterpolationFunctions>
                                        <KeyValue type="startPoint">
                                            <!-- more elements here -->
                                        </KeyValue>
                                        <KeyValue type="startPoint">
                                            <!-- more elements here -->
                                        </KeyValue>
                                    </InterpolationFunctions>
                                </Vertex>
                                <!-- more elements here -->
                            </FigureTrajectory>
                        </SpatioTemporalLocator>
                        <RegionDepthType href="...">
                            <Name xml:lang="en">background</Name>
                        </RegionDepthType>
                    </EditedMovingRegion>
                    <EditedMovingRegion id="editArea_2">
                        <TextAnnotation>
                            <FreeTextAnnotation>CenteredCercle</FreeTextAnnotation>
                        </TextAnnotation>
                        <SpatioTemporalLocator>
                            <FigureTrajectory type="rectangle">
                                <MediaTime>
                                    <MediaRelIncrTimePoint mediaTimeUnit="PT1N25F"
mediaTimeBase="../../../../../../../../MediaLocator[1]">175</MediaRelIncrTimePoint>
                                    <MediaIncrDuration
                                    mediaTimeUnit="PT1N25F">273</MediaIncrDuration>
                                </MediaTime>
```

--`,,```,,,,````-`-`,,`,,`,`,,`---

© ISO/IEC 2003 – All rights reserved
Copyright International Organization for Standardization
Provided by IHS under license with ISO
No reproduction or networking permitted without license from IHS
Not for Resale

```
                                <Vertex>
                                    <WholeInterval>
                                        <MediaDuration>PT0S</MediaDuration>
                                    </WholeInterval>
                                    <InterpolationFunctions>
                                        <KeyValue type="startPoint">
                                            <!-- more elements here -->
                                        </KeyValue>
                                        <KeyValue type="startPoint">
                                            <!-- more elements here -->
                                        </KeyValue>
                                    </InterpolationFunctions>
                                </Vertex>
                                <Vertex>
                                    <WholeInterval>
                                        <MediaDuration>PT1S</MediaDuration>
                                    </WholeInterval>
                                    <InterpolationFunctions>
                                        <KeyValue type="startPoint">
                                            <!-- more elements here -->
                                        </KeyValue>
                                        <KeyValue type="startPoint">
                                            <!-- more elements here -->
                                        </KeyValue>
                                    </InterpolationFunctions>
                                </Vertex>
                                <Vertex>
                                    <WholeInterval>
                                        <MediaDuration>PT2S</MediaDuration>
                                    </WholeInterval>
                                    <InterpolationFunctions>
                                        <KeyValue type="startPoint">
                                            <!-- more elements here -->
                                        </KeyValue>
                                        <KeyValue type="startPoint">
                                            <!-- more elements here -->
                                        </KeyValue>
                                    </InterpolationFunctions>
                                </Vertex>
                                <!-- more elements here -->
                            </FigureTrajectory>
                        </SpatioTemporalLocator>
                        <RegionDepthType href="...">
                            <Name xml:lang="en">foreground</Name>
                        </RegionDepthType>
                    </EditedMovingRegion>
                </AnalyticEditionAreaDecomposition>
                <AnalyticEditingTemporalDecomposition gap="false"
                    overlap="false">
                    <CompositionShot id="ClipCS_1" locationReliability="0.9"
                        editingLevelReliability="0.5" type="simple">
                        <MediaTime>
                            <MediaRelIncrTimePoint mediaTimeUnit="PT1N25F"
mediaTimeBase="../../../../../../MediaLocator[1]">35</MediaRelIncrTimePoint>
                            <MediaIncrDuration
                                mediaTimeUnit="PT1N25F">55</MediaIncrDuration>
                        </MediaTime>
                    </CompositionShot>
                    <CompositionTransition id="CT_1" locationReliability="0.9"
                        editingLevelReliability="0.5" evolutionReliability="0.5">
                        <MediaTime>
```

© ISO/IEC 2003 – All rights reserved

Copyright International Organization for Standardization
Provided by IHS under license with ISO
No reproduction or networking permitted without license from IHS
Not for Resale

```
                              <MediaRelIncrTimePoint mediaTimeUnit="PT1N25F"
      mediaTimeBase="../../../../../../MediaLocator[1]">90</MediaRelIncrTimePoint>
                              <MediaIncrDuration
                                 mediaTimeUnit="PT1N25F">10</MediaIncrDuration>
                           </MediaTime>
                           <EvolutionType href="...">
                              <Name xml:lang="en">IrisOpen</Name>
                           </EvolutionType>
                           <!--Edition area introduced by composition transition -->
                           <EditedMovingRegionRef href="#editArea_2"/>
                        </CompositionTransition>
                        <CompositionShot id="ClipCS_2" locationReliability="0.9"
                           editingLevelReliability="0.5" type="composite">
                           <MediaTime>
                              <MediaRelIncrTimePoint mediaTimeUnit="PT1N25F"
      mediaTimeBase="../../../../../../MediaLocator[1]">100</MediaRelIncrTimePoint>
                              <MediaIncrDuration
                                 mediaTimeUnit="PT1N25F">348</MediaIncrDuration>
                           </MediaTime>
                           <AnalyticEditingTemporalDecomposition gap="false"
                              overlap="true">
                              <IntraCompositionShot id="ClipICS_1"
                                 locationReliability="0.9"
                                 editingLevelReliability="0.5" type="simple">
                                 <MediaTime>
                                    <MediaRelIncrTimePoint mediaTimeUnit="PT1N25F"
mediaTimeBase="../../../../../../../../MediaLocator[1]">100</MediaRelIncrTimePoint>
                                    <MediaIncrDuration
                                    mediaTimeUnit="PT1N25F">75</MediaIncrDuration>
                                 </MediaTime>
                              </IntraCompositionShot>
                              <InternalTransition id="IT_1"
locationReliability="0.9"
                                 editingLevelReliability="0.5"
                                 evolutionReliability="0.5">
                                 <MediaTime>
                                    <MediaRelIncrTimePoint mediaTimeUnit="PT1N25F"
mediaTimeBase="../../../../../../../../MediaLocator[1]">175</MediaRelIncrTimePoint>
                                    <MediaIncrDuration

   mediaTimeUnit="PT1N25F">1</MediaIncrDuration>
                                 </MediaTime>
                                 <EvolutionType href="...">
                                    <Name xml:lang="en">cut</Name>
                                 </EvolutionType>
                                 <!--Edition area affected by inter. transition -->
                                 <EditedMovingRegionRef href="#editArea_2"/>
                              </InternalTransition>
                              <IntraCompositionShot id="ClipICS_2"
                                 locationReliability="0.9"
                                 editingLevelReliability="0.5" type="simple">
                                 <MediaTime>
                                    <MediaRelIncrTimePoint mediaTimeUnit="PT1N25F"
mediaTimeBase="../../../../../../../../MediaLocator[1]">175</MediaRelIncrTimePoint>
                                    <MediaIncrDuration
                                    mediaTimeUnit="PT1N25F">273</MediaIncrDuration>
                                 </MediaTime>
                              </IntraCompositionShot>
                           </AnalyticEditingTemporalDecomposition>
                        </CompositionShot>
                     </AnalyticEditingTemporalDecomposition>
```


--`,,```,,,,````-`-`,,`,,`,`,,`---
Copyright International Organization for Standardization
Provided by IHS under license with ISO
No reproduction or networking permitted without license from IHS
© ISO/IEC 2003 – All rights reserved
Not for Resale

```
                </Shot>
            </AnalyticEditingTemporalDecomposition>
        </AnalyticEditedVideo>
    </MultimediaContent>
</Description>
</Mpeg7>
```

11.10 Structural relation classification schemes

11.10.1 Introduction

This subclause specifies classification schemes for describing temporal and spatial relations. Table 26 provides an overview of the temporal and spatial relation classification schemes. In the following specification of the `TemporalRelation CS` and `SpatialRelation CS`, symbol *B* refers to the source of the relation and symbol *C* refers to the target of the relation.

Table 26 — Overview of the classification schemes for structural relations

Tools	*Functionality*
`TemporalRelation CS`	This classification scheme specifies temporal relations. The temporal relations apply to entities that have time attributes, which may be implicit or explicitly stated.
`SpatialRelation CS`	This classification scheme specifies spatial relations. The spatial relations apply to entities that have 2-D spatial attributes, which may be implicit or explicitly stated.

11.10.2 TemporalRelation CS

11.10.2.1 Introduction

The `TemporalRelation CS` defines temporal relations. The temporal relations apply to entities that have time attributes, which may be implicit or explicitly stated. For example, the temporal relations can be used to describe the temporal arrangement of video segments or the order of semantic events in time.

11.10.2.2 TemporalRelation CS syntax

```
<!-- ################################################ -->
<!--  Definition of TemporalRelation CS (11.10.2)  -->
<!-- ################################################ -->

<ClassificationScheme uri="urn:mpeg:mpeg7:cs:TemporalRelationCS:2001">
    <Header xsi:type="DescriptionMetadataType">
        <Comment>
            <FreeTextAnnotation xml:lang="en">
                Temporal relations
                In defining these relations, each argument is represented by the
smallest temporal interval that includes the extent of the argument in the time
dimension.  For each B, the start and end times are denoted by B.a (start) and B.b
(end), respectively.
            </FreeTextAnnotation>
        </Comment>
    </Header>

    <Term termID="precedes">
        <Definition>
            B precedes C if and only if B ends before C starts.
```

© ISO/IEC 2003 – All rights reserved

Copyright International Organization for Standardization
Provided by IHS under license with ISO
No reproduction or networking permitted without license from IHS
Not for Resale

```
        </Definition>
    </Term>
    <Term termID="follows">
        <Definition> Inverse relation of precedes </Definition>
    </Term>
    <Term termID="meets">
        <Definition>
            B meets C if and only if B ends at the same time as C starts.
        </Definition>
    </Term>
    <Term termID="metBy">
        <Definition> Inverse relation of meets </Definition>
    </Term>
    <Term termID="overlaps">
        <Definition>
            B overlaps C if and only if B starts before C starts, B ends after C
starts and B ends before C ends.
        </Definition>
    </Term>
    <Term termID="overlappedBy">
        <Definition> Inverse relation of overlaps </Definition>
    </Term>
    <Term termID="contains">
        <Definition>
            B contains C if and only if C starts after B starts and C ends at the same
time as or before B ends, or C starts after or at the same time as B starts and C
ends before B ends.
        </Definition>
    </Term>
    <Term termID="during">
        <Definition> Inverse relation of contains </Definition>
    </Term>
    <Term termID="strictContains">
        <Definition>
            B strictContains C if and only if C starts after B starts and C ends
before B ends.
        </Definition>
    </Term>
    <Term termID="strictDuring">
        <Definition> Inverse relation of strictContains </Definition>
    </Term>
    <Term termID="starts">
        <Definition>
            B starts C if and only if B starts at the same time as C starts and B ends
before C ends.
        </Definition>
    </Term>
    <Term termID="startedBy">
        <Definition> Inverse relation of starts </Definition>
    </Term>
    <Term termID="finishes">
        <Definition>
            B finishes C if and only if B starts after C starts and B ends at the same
time as C ends.
        </Definition>
    </Term>
    <Term termID="finishedBy">
        <Definition> Inverse relation of finishes </Definition>
    </Term>
    <Term termID="coOccurs">
```


Copyright International Organization for Standardization
Provided by IHS under license with ISO
No reproduction or networking permitted without license from IHS
Not for Resale
© ISO/IEC 2003 – All rights reserved

```
        <Definition>
            B coOccurs if and only if B starts at the same time as C starts and B ends
at the same time as C ends.
        </Definition>
    </Term>

    <Term termID="contiguous">
        <Definition>
            A1, A2, … An contiguous if and only if they are temporally disjoint and
connected.
        </Definition>
    </Term>
    <Term termID="sequential">
        <Definition>
            A1, A2, … An sequential if and only if they are temporally disjoint and
not necessarily connected.
        </Definition>
    </Term>
    <Term termID="coBegin">
        <Definition>
            A1, A2, … An coBegin if and only if they start at the same time.
        </Definition>
    </Term>
    <Term termID="coEnd">
        <Definition>
            A1, A2, … An coEnd if and only if they end at the same time.
        </Definition>
    </Term>
    <Term termID="parallel">
        <Definition>
            A1, A2, … An parallel if and only if the intersection of A1, A2, … An has
one non-empty interior.
        </Definition>
    </Term>
    <Term termID="overlapping">
        <Definition>
            A1, A2, … An overlapping if and only if the union of A1, A2, … An is
connected and each Ai intersects at least one other Aj with non-empty interior.
        </Definition>
    </Term>

</ClassificationScheme>
```

11.10.2.3 TemporalRelation CS semantics

Table 27 and Table 28 define the semantics of the temporal relations. Each entry in Table 27 identifies the name of the relation and its inverse relation, defines the relation mathematically, describes its properties (optional), and gives examples of its use. Each entry in Table 28 identifies the name of the relation, defines the relation mathematically, and gives examples of its use.

In defining the temporal relations, each argument is represented by the smallest temporal interval that includes the extent of the argument in the time dimension. For each *B*, the start and end times are denoted by *B.a* (start) and *B.b (*end), respectively. The inverse relations are defined as follows: "*B Relation C*" is equivalent to "*C InverseRelation B*", where *B* is the source and *C* is the target of the *Relation*, and *C* is the source and *B* is the target of the *InverseRelation*. This definition applies also in the case of each *n*-ary relation that has an inverse relation, where *B=(b1, …, bn)* is the *n*-tuple of sources and *C=(c1, …, cm)* is the *m*-tuple of the targets of the *Relation*.

© ISO/IEC 2003 – All rights reserved

Copyright International Organization for Standardization
Provided by IHS under license with ISO
No reproduction or networking permitted without license from IHS
Not for Resale

Table 27 — Semantics of relations in the `TemporalRelation CS` (binary relations)

Relation Name	*Inverse Relation*	*Definition*	*Properties*	*Examples (informative)*
`precedes`	`follows`	B `precedes` C if and only if B.b < C.a	Transitive	`BBB CCC`
`meets`	`metBy`	B `meets` C if and only if B.b = C.a	Anti-symmetric	`BBBCCC`

`overlaps`	`overlappedBy`	B `overlaps` C
		
		if and only if
		
		B.a < C.a AND
		B.b > C.a AND
		B.b < C.b
				`BBB`
				
				`CCC`

`contains`	`during`	B `contains` C if and only if (C.a > B.a AND C.b ≤ B.b) OR (C.a ≥ B.a AND C.b < B.b)	Transitive	Any of the examples for strictContains, startedBy, and finishedBy.

`strictContains`	`strictDuring`	B `strictContais` C
		
		if and only if
		
		C.a > B.a AND
		C.b < B.b
			Transitive	`BBBBBBB`
				
				`CCCC`

`starts`	`startedBy`	B `starts` C
		
		if and only if
		
		B.a = C.a AND
		B.b < C.b
			Transitive	`BBBB`
				
				`CCCCCC`

`finishes`	`finishedBy`	B `finishes` C
		
		if and only if
		
		B.a > C.a AND
		B.b = C.b
			Transitive	`BBBB`
				
				`CCCCCC`

`coOccurs`	`coOccurs`	B `coOccurs` C
		
		if and only if
		
		B.a = C.a AND
		B.b = C.b
			Equivalence	`BBB`
				
				`CCC`

Copyright International Organization for Standardization
Provided by IHS under license with ISO
No reproduction or networking permitted without license from IHS
Not for Resale
© ISO/IEC 2003 – All rights reserved

Table 28 — Semantics of relations in the `TemporalRelation CS` (n-ary relations)

Relation Name	*Definition*	*Examples (informative)*
`contiguous`	$A_1, A_2, \ldots A_n$ `contiguous` if and only if $A_i.b = A_{i+1}.a$ for i=1, .., n-1 That is, $A_1, A_2, \ldots A_n$ `contiguous` if and only if they are temporally disjoint and connected.	$A_1A_1A_1A_2A_2...A_nA_nA_n$
`sequential`	$A_1, A_2, \ldots A_n$ `sequential` if and only if $A_i.b \leq A_{i+1}.a$ for i=1, .., n-1 That is, $A_1, A_2, \ldots A_n$ `sequential` if and only if they are temporally disjoint and not necessarily connected.	$A_1A_1A_1$ $A_2A_2...A_nA_nA_n$
`coBegin`	$A_1, A_2, \ldots A_n$ `coBegin` If and only if $A_i.a = A_{i+1}.a$ for i=1, .., n-1 That is, $A_1, A_2, \ldots A_n$ `coBegin` if and only if they start at the same time.	$A_1A_1A_1$ A_2A_2 ... $A_nA_nA_n$
`coEnd`	$A_1, A_2, \ldots A_n$ `coEnd` if and only if $A_i.b = A_{i+1}.b$ for i=1, .., n-1 That is, $A_1, A_2, \ldots A_n$ `coEnd` if and only if they end at the same time.	$A_1A_1A_1$ A_2A_2 ... $A_nA_nA_n$
`parallel`	$A_1, A_2, \ldots A_n$ `parallel` if and only if the intersection of $A_1, A_2, \ldots A_n$ has one non-empty interior.	$A_1A_1A_1$ A_2A_2 ... $A_nA_nA_n$
`overlapping`	$A_1, A_2, \ldots A_n$ `overlapping` if and only if the union of $A_1, A_2, \ldots A_n$ is connected and each A_i intersects at least one other A_i with non-empty interior.	A_1 A_1 A_1 $A_2A_2A_2A_2$ ... $A_nA_nA_n$

© ISO/IEC 2003 – All rights reserved

Copyright International Organization for Standardization
Provided by IHS under license with ISO
No reproduction or networking permitted without license from IHS
Not for Resale

11.10.2.4 TemporalRelation CS examples (informative)

The following example illustrates the use of the `TemporalRelation CS` and the `Graph DS` for describing the relation that video segment *A* precedes video segment *B*.

```
<VideoSegment id="segmentA"> <!-- more elements here --> </VideoSegment>
<VideoSegment id="segmentB"> <!-- more elements here --> </VideoSegment>
<Graph>
   <Node id="nodeA" href="#segmentA"/>
   <Node id="nodeB" href="#segmentB"/>
   <!-- Edge a->b -->
   <Relation type="urn:mpeg:mpeg7:cs:TemporalRelationCS:2001:precedes"
             source="#nodeA" target="#nodeB"/>
</Graph>
```

The following example illustrates the use of the `TemporalRelation CS` and the `Relation DS` for describing the relation that video segment C precedes video segment D.

```
<VideoSegment id="segmentC">
   <Relation type="urn:mpeg:mpeg7:cs:TemporalRelationCS:2001:precedes"
             target="#segmentD"/>
   <MediaTime> <!-- more elements here --> </MediaTime>
</VideoSegment>

<VideoSegment id="segmentD">
   <MediaTime> <!-- more elements here --> </MediaTime>
</VideoSegment>
```

The following example illustrates the use of the `TemporalRelation CS` and the `Graph DS` for describing temporal relations between the narrator moving region ("narrator-movreg"), the rabbit moving region ("rabbit-movreg"), and the sun moving region ("sun-movreg") of a documentary video on the subject of nature. It is assumed that the segments have been described using the `Segment DSs` with the specified id attributes. Two variations are shown as follows, the first uses `Relation` and `Node` in the `Graph DS`, and the second uses only `Relation:`

```
<MovingRegion id="sun-movreg">
   <SpatioTemporalLocator> <!-- more elements here --> </SpatioTemporalLocator>
</MovingRegion>
<MovingRegion id="narrator-movreg">
   <SpatioTemporalLocator> <!-- more elements here --> </SpatioTemporalLocator>
</MovingRegion>
<MovingRegion id="rabbit-movreg">
   <SpatioTemporalLocator> <!-- more elements here --> </SpatioTemporalLocator>
</MovingRegion>

<!-- First variation of the temporal graph -->
<Graph type="temporal">
   <Node id="node1" href="#sun-movreg"/>
   <Node id="node2" href="#rabbit-movreg"/>
   <Node id="node3" href="#narrator-movreg"/>
   <Node id="node4" href="#sun-movreg"/>
   <Relation type="urn:mpeg:mpeg7:cs:TemporalRelationCS:2001:starts"
             source="#node2" target="#node1"/>
   <Relation type="urn:mpeg:mpeg7:cs:TemporalRelationCS:2001:precedes"
             source="#node3" target="#node4"/>
</Graph>

<!-- Second variation of the temporal graph -->
```


--`,,```,,,,````-`-`,,`,,`,`,,`---
Copyright International Organization for Standardization
Provided by IHS under license with ISO
No reproduction or networking permitted without license from IHS
© ISO/IEC 2003 – All rights reserved
Not for Resale

```
<Graph type="temporal">
   <Relation type="urn:mpeg:mpeg7:cs:TemporalRelationCS:2001:starts"
             source="#rabbit-movreg" target="#sun-movreg"/>
   <Relation type="urn:mpeg:mpeg7:cs:TemporalRelationCS:2001:precedes"
             source="#narrator-movreg" target="#sun-movreg"/>
</Graph>
```

11.10.3 SpatialRelation CS

11.10.3.1 Introduction

The SpatialRelation CS defines spatial relations. The spatial relations apply to entities that have 2-D spatial attributes, which may be implicit or explicitly stated. For example, the spatial relations can be used to describe the spatial arrangement of regions in an image or the spatial arrangement of semantic objects.

11.10.3.2 SpatialRelation CS syntax

```
<!-- ############################################ -->
<!--  Definition of SpatialRelation CS (11.10.3)  -->
<!-- ############################################ -->

<ClassificationScheme uri="urn:mpeg:mpeg7:cs:SpatialRelationCS:2001">
   <Header xsi:type="DescriptionMetadataType">
      <Comment>
         <FreeTextAnnotation xml:lang="en">
            Spatial relations
            In defining the spatial relations, each argument (B or C) is
represented by the smallest rectangular 2-D bounding box that includes the spatial
extent of the argument in the 2-D spatial dimensions.  For each B, the x and y
spatial coordinates are represented by B.x and B.y, respectively.  Furthermore, for
spatial dimension x, the start and end points are denoted by B.x.a (start) and B.x.b
(end), respectively and for similarly for spatial dimension y.
         </FreeTextAnnotation>
      </Comment>
   </Header>

   <Term termID="south">
      <Definition>
         B south C if and only if, in the dimension x, B starts after or at the
same time as C starts and B ends at the same time as or before C ends, or B starts at
the same time as or before C starts and B ends after or at the same time as C ends;
and, in the dimension y, B ends at the same time as or before C starts.
      </Definition>
   </Term>
   <Term termID="north">
      <Definition> Inverse relation of south </Definition>
   </Term>
   <Term termID="west">
      <Definition>
         B west C if and only if, in the dimension x, B ends at the same time as or
before C starts; and, in the dimension y, B starts after or at the same time as C
starts and B ends at the same time as or before C ends, or B starts at the same time
as or before C starts and B ends after or at the same time as C ends.
      </Definition>
   </Term>
   <Term termID="east">
      <Definition> Inverse relation of west </Definition>
   </Term>
```

© ISO/IEC 2003 – All rights reserved

Copyright International Organization for Standardization
Provided by IHS under license with ISO
No reproduction or networking permitted without license from IHS
Not for Resale

```
    <Term termID="northwest">
       <Definition>
          B northwest C if and only if, in the dimension x, B ends at the same time
as or before C starts; and, in the dimension y, B starts after or at the same time as
C ends.
       </Definition>
    </Term>
    <Term termID="southeast">
       <Definition> Inverse relation of northwest </Definition>
    </Term>
    <Term termID="southwest">
       <Definition>
          B southwest C if and only if, in the dimension x, B ends at the same time
as or before C starts; and, in the dimension y, B ends at the same time as or before
C starts.
       </Definition>
    </Term>
    <Term termID="northeast">
       <Definition> Inverse relation of southwest </Definition>
    </Term>
    <Term termID="left">
       <Definition>
          B left C if and only if, in the dimension x, B ends at the same time as or
before C starts.
       </Definition>
    </Term>
    <Term termID="right">
       <Definition> Inverse relation of left </Definition>
    </Term>
    <Term termID="below">
       <Definition>
          B below C if and only if, in the dimension y, B ends at the same time as
or before C starts.
       </Definition>
    </Term>
    <Term termID="above">
       <Definition> Inverse relation of below </Definition>
    </Term>
    <Term termID="over">
       <Definition>
          B over C if and only if, in the dimension x, B starts at the same time as
or before C starts and B ends after C starts, or B starts after C starts and B starts
before C ends; and, in the dimension y, B starts at the same time as C ends.
       </Definition>
    </Term>
    <Term termID="under">
       <Definition> Inverse relation of over </Definition>
    </Term>
</ClassificationScheme>
```

11.10.3.3 SpatialRelation CS semantics

Table 29 define the semantics of the relations in the `SpatialRelation` CS. Each entry in Table 29 identifies the name of the relation and its inverse relation, defines the relation mathematically, describes its properties (optional), and gives examples of its use. In defining the spatial relations, each argument (*B* or *C*) is represented by the smallest rectangular 2-D bounding box that includes the spatial extent of the argument in the 2-D spatial dimensions. For each *B*, the *x* and *y* spatial coordinates are represented by *B.x* and *B.y*, respectively. Furthermore, for spatial dimension *x*, the start and end points are denoted by *B.x.a* (start) and *B.x.b* (end), respectively and for similarly for spatial dimension y. The inverse relations are defined as follows: "*B Relation C*" is equivalent to "*C*

Copyright International Organization for Standardization
Provided by IHS under license with ISO
No reproduction or networking permitted without license from IHS
© ISO/IEC 2003 – All rights reserved
Not for Resale

InverseRelation B", where *B* is the source and *C* is the target of the *Relation*, and *C* is the source and *B* is the target of the *InverseRelation*.

Table 29 — Semantics of relations in the `SpatialRelation CS`

Relation Name	*Inverse Relation*	*Definition*	*Properties*	*Informative Examples*
`south`	`north`	B `south` C if and only if ((B.x.a ≥ C.x.a AND B.x.b ≤ C.x.b) OR (B.x.a ≤ C.x.a AND B.x.b ≥ C.x.b)) AND B.y.b ≤ C.y.a	Transitive	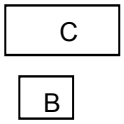
`west`	`east`	B `west` C if and only if B.x.b ≤ C.x.a AND ((B.y.a ≥ C.y.a AND B.y.b ≤ C.y.b) OR (B.y.a ≤ C.y.a AND B.y.b ≥ C.y.b))	Transitive	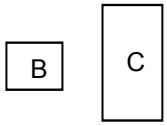
`northwest`	`southeast`	B `northwest` C if and only if B.x.b ≤ C.x.a AND B.y.a ≥ C.y.b	Transitive	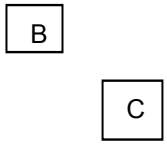
`southwest`	`northeast`	B `southwest` C if and only if B.x.b ≤ C.x.a AND B.y.b ≥ C.y.a	Transitive	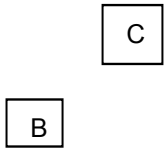
`left`	`right`	B `left` C if and only if B.x.b ≤ C.x.a	Transitive	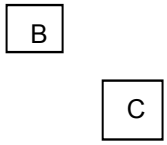
`below`	`above`	B `below` C if and only if B.y.b ≤ C.y.a	Transitive	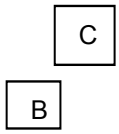

© ISO/IEC 2003 – All rights reserved

Copyright International Organization for Standardization
Provided by IHS under license with ISO
No reproduction or networking permitted without license from IHS
Not for Resale

Relation Name	*Inverse Relation*	*Definition*	*Properties*	*Informative Examples*
over	under	B over C if and only if ((B.x.a ≤ C.x.a AND B.x.b > C.x.a) OR (B.x.a > C.x.a AND B.x.a < C.x.b)) AND B.y.a = C.y.b	Transitive	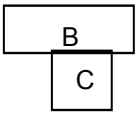

11.10.3.4 SpatialRelation CS examples (informative)

The following example illustrates the use of the SpatialRelation CS for describing spatial relations among segments. The 2D-String is a data structure for spatial reasoning. In the following example, the 2D-string describes the spatial relations between the regions. In Figure 51, the regions correspond to the rabbit ("rabbit-rg"), cloud ("cloud-rg"), airplane ("airplane-rg"), and car ("car-rg"). The 2D-String is given as follows: (rabbit < cloud < car = airplane, rabbit = car < airplane < cloud), where the symbol "=" denotes the spatial relations "at the same x as" and "at the same y as", the symbol "<" denotes the spatial relations "left/right" and "below/above", and the symbol ":" denotes the spatial relation "in the same set as". The description of the associated 2D-String for the example in Figure 51 is included below. All the relations in this example are standard relations except for "sameX" and "sameY".



Figure 51 — Example description of spatial relations in an image using 2D string

```
<!-- 2D String rabbit<cloud<car=airplane, rabbit=car<airplane<cloud -->
<Graph>
    <Relation type="urn:mpeg:mpeg7:cs:SpatialRelationCS:2001:left"
              source="#rabbit-rg" target="#cloud-rg"/>
    <Relation type="urn:mpeg:mpeg7:cs:SpatialRelationCS:2001:left"
              source="#cloud-rg" target="#car-rg"/>
    <Relation name="urn:example:arelationcs:sameX"
              source="#airplane-rg" target="#car-rg"/>
    <Relation name="urn:example:arelationcs:sameY"
              source="#car-rg" target="#rabbit-rg"/>
    <Relation type="urn:mpeg:mpeg7:cs:SpatialRelationCS:2001:below"
              source="#car-rg" target="#airplane-rg"/>
    <Relation type="urn:mpeg:mpeg7:cs:SpatialRelationCS:2001:below"
              source="#airplane-rg" target="#cloud-rg"/>
</Graph>
```


Copyright International Organization for Standardization
Provided by IHS under license with ISO
No reproduction or networking permitted without license from IHS
Not for Resale
© ISO/IEC 2003 – All rights reserved

11.10.4 Structural relation classification schemes examples (informative)

The following example illustrates the use of the `TemporalRelation CS` and the `SpatialRelation CS` for describing structural relations among segments of a video segment capturing a goal in a soccer game. The video segment corresponds to `id` = "Goal-sg". The kick and not-catch events in the video shot are represented by video segments `id` = "Kick-sg" and `id` = "Not-Catch-sg", respectively. The spatio-temporal regions corresponding to the goal, the ball, the forward, and the goalkeeper are described by moving regions `id` = "Goal-rg", `id` = "Ball-rg", "Forward-rg", and `id` = "Goalkeeper-rg", respectively.

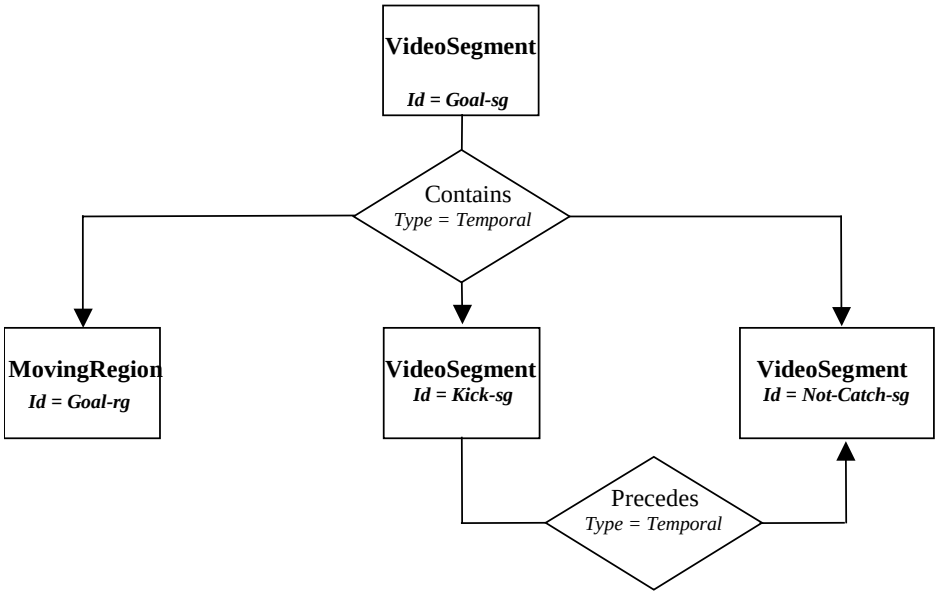

Figure 52 — Examples of relationships among video segments and moving regions

© ISO/IEC 2003 – All rights reserved

Copyright International Organization for Standardization
Provided by IHS under license with ISO
No reproduction or networking permitted without license from IHS
Not for Resale

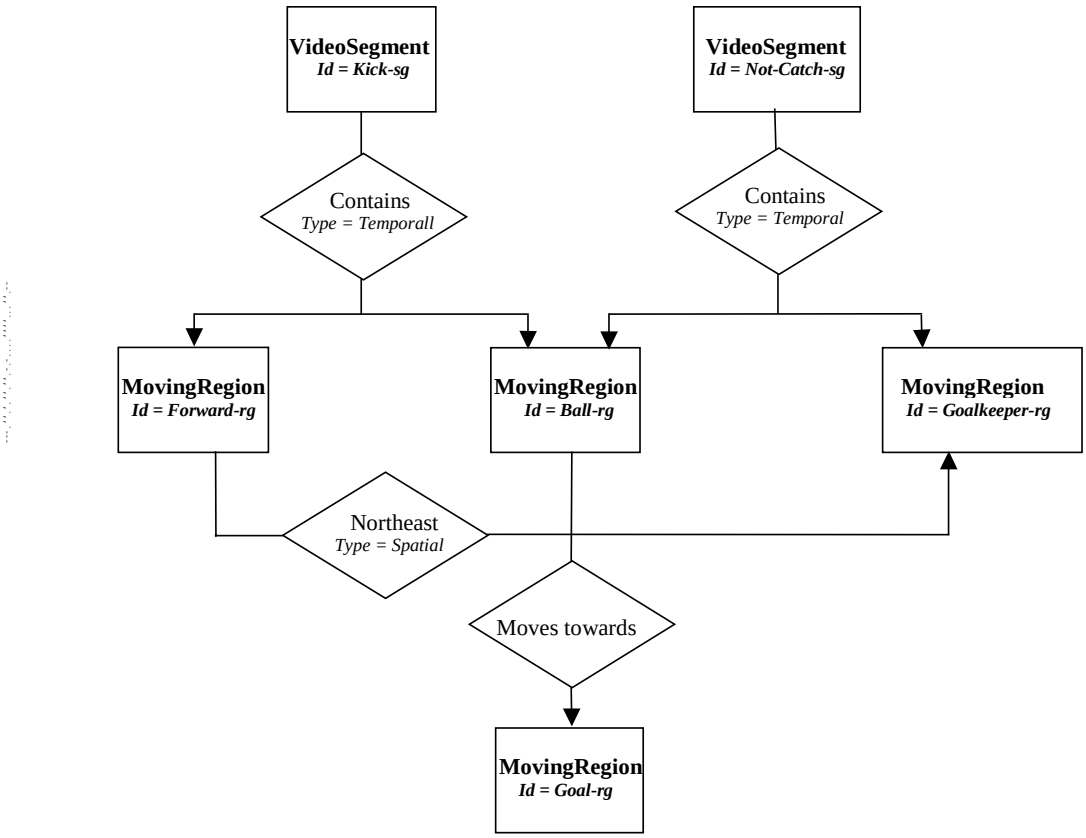

Figure 53 — Examples of relationships among video segments and moving regions

The `Graph DS` describes the relations between the video segments and moving regions. Examples of relations between the segments are shown in Figure 52 and Figure 53. In Figure 52 (Graph 1), the region `id` = "Goal-rg", the video segment `id` = "Kick-sg", and the video segment `id` = "Not-Catch-sg" are described as being temporally contained in the segment `id` = "Goal-sg". The video segment `id` = "Kick-sg" is also described as preceding the video segment `id` = "Not-Catch-sg".

In Figure 53 (Graph 2), the video segment `id` = "Kick-sg" is described as temporally containing the moving regions `id` = "Forward-rg" and the `id` = "Ball-rg". Similarly, the video segment `id` = "Not-Catch-sg" is described as temporally containing the moving regions `id` = "Ball-rg" and the `id` = "Goalkeeper-rg". The region `id` = "Forward-rg" is related to the moving region `id` = "Goalkeeper-rg" by a spatial relation, "Northeast". The moving region `id` = "Ball-rg" is related to the moving region `id` = "Goal-rg" by a visual, global relation, "Moves towards".

The description of the segment graphs shown in Figure 52 and Figure 53 is included below.

```
<!--  Description of Graph 1  -->
<Graph>
    <Relation type="urn:mpeg:mpeg7:cs:TemporalRelationCS:2001:contains"
              source="#Goal-sg" target="#Goal-rg"/>
    <Relation type="urn:mpeg:mpeg7:cs:TemporalRelationCS:2001:contains"
              source="#Goal-sg" target="#Kick-sg"/>
    <Relation type="urn:mpeg:mpeg7:cs:TemporalRelationCS:2001:contains"
              source="#Goal-sg" target="#Not-Catch-sg"/>
    <Relation type="urn:mpeg:mpeg7:cs:TemporalRelationCS:2001:precedes"
              source="#Kick-sg" target="#Not-Catch-sg"/>
</Graph>

<!--  Description of Graph 2  -->
<Graph>
```


© ISO/IEC 2003 – All rights reserved
Copyright International Organization for Standardization
Provided by IHS under license with ISO
No reproduction or networking permitted without license from IHS
Not for Resale

```
    <Relation type="urn:mpeg:mpeg7:cs:TemporalRelationCS:2001:contains"
              source="#Kick-sg" target="#Forward-rg"/>
    <Relation type="urn:mpeg:mpeg7:cs:TemporalRelationCS:2001:contains"
              source="#Kick-sg" target="#Ball-rg"/>
    <Relation type="urn:mpeg:mpeg7:cs:TemporalRelationCS:2001:contains"
              source="#Not-Catch-sg" target="#Ball-rg"/>
    <Relation type="urn:mpeg:mpeg7:cs:TemporalRelationCS:2001:contains"
              source="#Not-Catch-sg" target="#Goalkeeper-rg"/>
    <Relation type="urn:mpeg:mpeg7:cs:SpatialRelationCS:2001:northeast"
              source="#Forward-rg" target="#Goalkeeper-rg"/>
    <Relation name="urn:example:arelationcs:movesToward"
              source="#Ball-rg" target="#Goal-rg"/>
</Graph>
```

12 Semantics description tools

12.1 Introduction

This clause specifies tools for describing the semantics of multimedia content. These tools can be used to describe real-life concepts or narratives, which includes objects, agent objects, events, concepts, states, places, times, and narrative worlds, which are depicted by or related to multimedia content. These tools can also be used to describe semantic attributes and semantic relations.

12.1.1 Overview

The tools specified in this clause include the following:

Table 30 — Overview of the semantics description tools

Tool	*Functionality*
Semantic entity description tools	Describes semantic entities such as objects, agent objects, events, concepts, states, places, times, and narrative worlds.
Semantic attribute description tools	Describes attributes of semantic entities related to abstraction in semantic descriptions and semantic measurements in time and space.
Semantic relation classification schemes	Describes semantic relations.

Figure 54 illustrates the organization of the tools for describing the semantics of multimedia content.

--`,,```,,,,````-`-`,,`,,`,`,,`---
© ISO/IEC 2003 – All rights reserved
Copyright International Organization for Standardization
Provided by IHS under license with ISO
No reproduction or networking permitted without license from IHS
Not for Resale

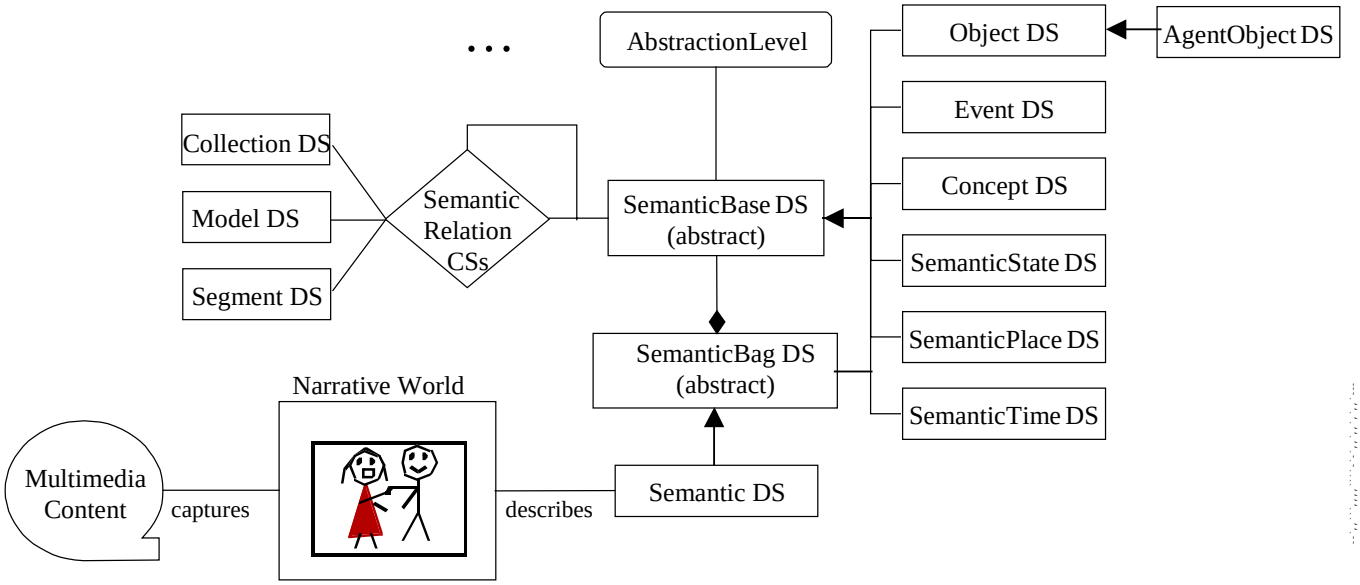

Figure 54 — Illustration of the relationships of the tools for describing the semantics of multimedia content

The principal concepts are defined as follows:

- **Narrative world**: refers to information that makes up a narrative or real-life. The information includes the background, context, and participants that are depicted by or related to multimedia content. An instance of multimedia content may have multiple semantics, and vice versa. Entities can change status or functionality in narrative worlds, and, therefore, be described by different semantic descriptions. For instance, a picture can be an object (when it hangs in a museum) or a location ("In the picture"), or can become the narrative world itself (when describing the scene the picture depicts "In the picture Caesar is talking to Brutus").

- **Abstraction**: refers to the process of generalizing a semantic description of an instance of multimedia content (a concrete description) to a semantic description of a set of instances of multimedia content (a media abstraction), or to a semantic description of a set of concrete semantic descriptions (a formal abstraction). The abstraction model for the semantic entity description tools is described in 12.2.

As shown in Figure 54, the `SemanticBase DS` is an abstract tool that is the base of the tools that describe semantic entities. The specialized semantic entitity description tools extend the base `SemanticBase DS` to describe specific types of semantic entities, such as objects, agent objects, events, concepts, states, places, times, and narrative worlds.

The semantic entity description tools are summarized as follows:

Tool	*Functionality*
`SemanticBase DS`	Abstract base tool for describing semantic entities.
`SemanticBag DS`	Abstract base tool for describing collections of semantic entities and their relations.
`Semantic DS`	Describes narrative worlds that are depicted by or related to multimedia content.
`Object DS`	Describes objects in narrative worlds.
`AgentObject DS`	Describes objects that are persons, organizations, or groups of people in narrative worlds.

© ISO/IEC 2003 – All rights reserved
Copyright International Organization for Standardization
Provided by IHS under license with ISO
No reproduction or networking permitted without license from IHS
Not for Resale

Event DS	Describes events in narrative worlds.
Concept DS	Describes abstract semantic entities that cannot be described as abstractions of any objects, events, times, places, or states.
SemanticState DS	Describes states or parametric attributes of semantic entities and semantic relations, at a given time or location in narrative worlds, or in given media locations.
SemanticPlace DS	Describes locations in narrative worlds.
SemanticTime DS	Describes times in narrative worlds.

The semantic attribute description tools describe attributes of semantic entities related to abstraction in semantic descriptions and semantic measurements in time or space.

The semantic attribute description tools are summarized as follows:

Tool	*Functionality*
AbstractionLevel datatype	Describes the abstraction performed in the description of a semantic entity.
Extent datatype	Describes the extent or size semantic attribute.
Position datatype	Describes the position semantic attribute.

The semantic relation classification schemes defines semantic relations. The semantic relation classification schemes are summarized as follows:

Classification Scheme	*Functionality*
SemanticRelation CS	Describes semantic relations such as the relationship of events in a narrative, or relationship of an object to multimedia content that depicts the object.

12.1.2 Semantics description example

Figure 55 shows an informative example of how the semantic description tools describe the semantics of an image. The boxes in Figure 55 represent descriptions of different semantic entity description tools and semantic relation classification schemes.

© ISO/IEC 2003 – All rights reserved

Copyright International Organization for Standardization
Provided by IHS under license with ISO
No reproduction or networking permitted without license from IHS
Not for Resale

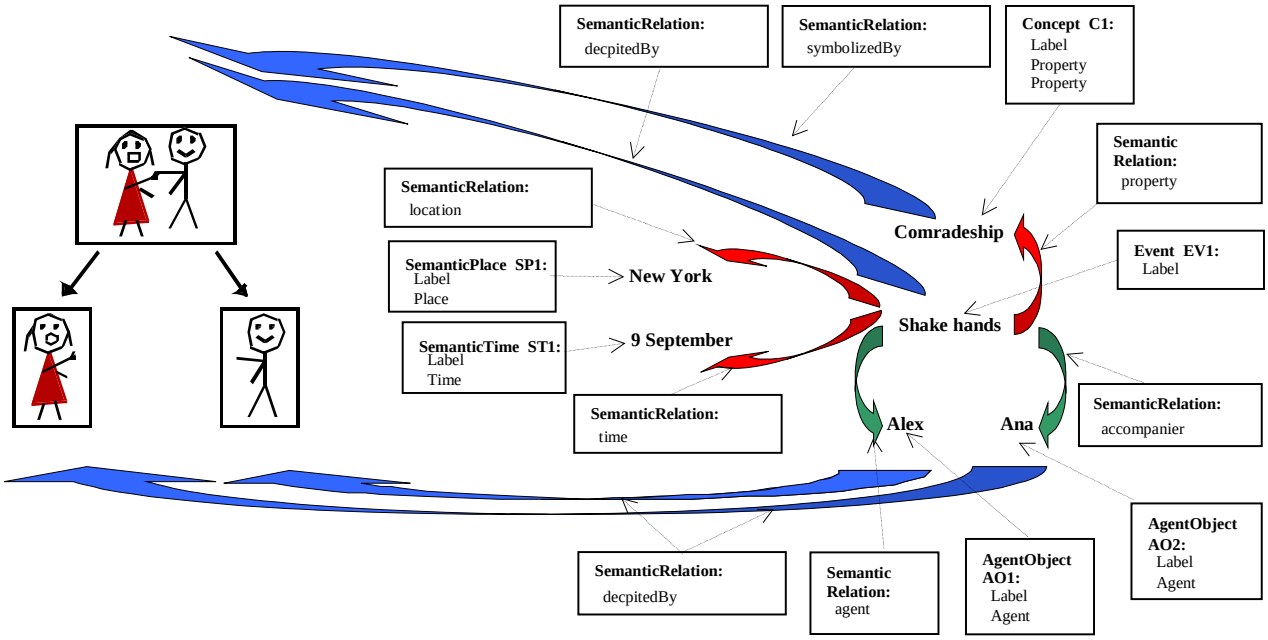

Figure 55 — Illustration of the description of a narrative world captured by an image using tools for describing the semantics of multimedia content

The semantic description of the image is the following: "Alex is shaking hands with Ana in New York on the 9th of September. The event is showing "comradeship". In this example, the `AgentObject DS`, the `Event DS`, the `SemanticPlace DS`, the `SemanticTime DS`, and the `Concept DS` describe people, event, place, time and concept of the image, respectively. A `Label` element describes each semantic entity; the `Property`, `Time`, `Place` and `Agent` elements are also used to describe the attributes of people, event, place, time and concept of the image. The `SemanticRelation CS` describes the relations among semantic entities and possibly other non-semantic entities.

12.2 Abstraction model

The semantics description tools describe the semantics of instances or abstractions of multimedia content. The kinds of abstractions in descriptions are described using the `AbstractionLevel datatype` (see 12.4.2). Other abstract quantities such as properties and concepts are described using the `Property` element in `SemanticBase DS` (see 12.3.2) and the `Concept DS` (see 12.3.8), respectively. The abstraction model is defined as follows:

- A concrete description describes the semantics of an instance of multimedia content such as an image or a video segment. Figure 55 shows the concrete description of an image.

- An abstraction, or a lambda abstraction, in logic, creates a function from a statement by replacing one or more of the constant expressions in the statement by a variable. Abstraction thus replaces a single instance with a more general class.

- A media abstraction is a semantic description that has been separated from a specific instance of multimedia content, and describes all instances of multimedia content that are similar. A media abstraction of the description in Figure 55 is the description "Alex is shaking hands with Ana in New York on the 9th of September", with no links to the image (shown in Figure 56.a); this description is, therefore, applicable to any image or video depicting that event. The media is the variable of a media abstraction.

- A formal abstraction is a semantic description that contains semantic entities acting as variables common to a set of semantic descriptions. These variables, when filled in, create concrete semantic descriptions or media abstractions. A formal abstraction can be thought as a first order lambda abstraction. Some

--`,,```,,,,````-`-`,,`,,`,`,,`---
Copyright International Organization for Standardization
Provided by IHS under license with ISO
No reproduction or networking permitted without license from IHS
© ISO/IEC 2003 – All rights reserved
Not for Resale

examples of formal abstractions of the description in Figure 55 are the description "Alex is shaking hands with any woman in New York on the 9th of September", shown in Figure 56(b), and "Any man is shaking hands with any woman in New York on the 9th of September", where "any woman" and "any man" are the variables of the formal abstractions. The variables in a formal abstraction can be replaced or filled in with concrete instances using the semantic relation `exemplifies`.

- Properties are qualities of semantic entities (e.g., "ripeness" of a "banana"). Concepts are collections of properties that define a category of entities but cannot fully characterize it, i.e., abstract entities or qualities that are not the result of an abstraction such as "comradeship" in Figure 55. An abstract entity or quality is generally describable only through its properties, and therefore is not abstract because it comes from the replacement of elements of a description by variables.

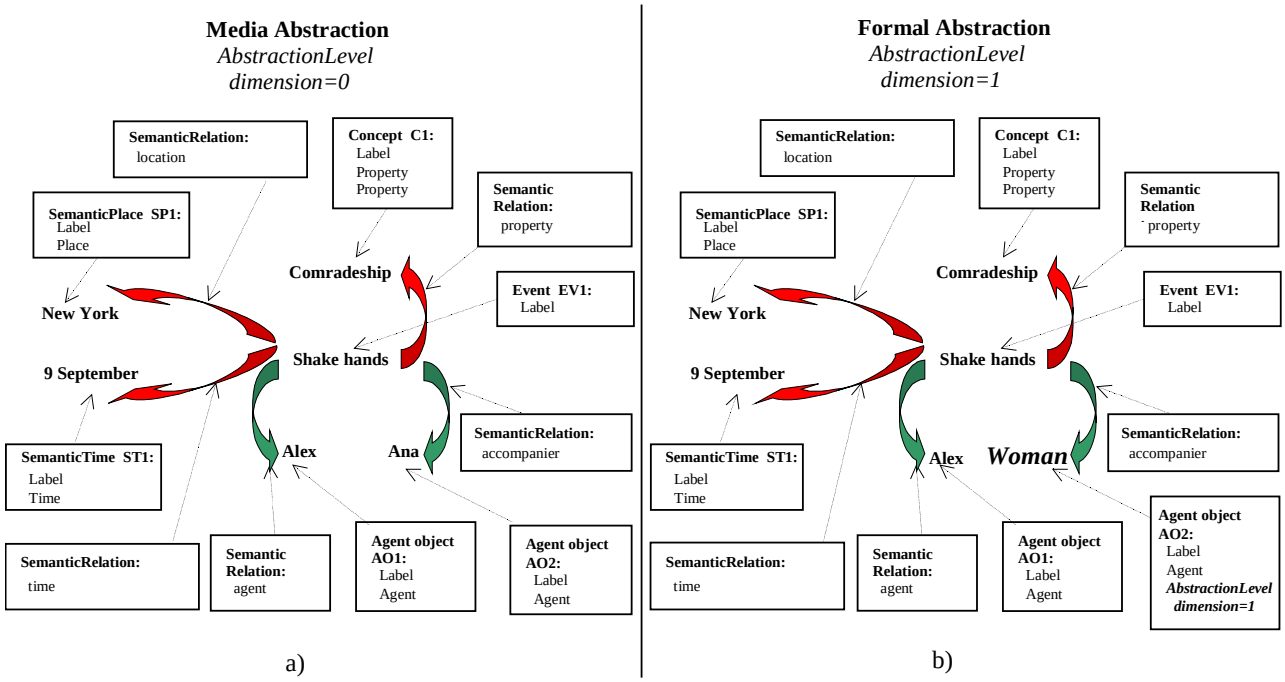

Figure 56 — Illustration of a media abstraction (a) and a formal abstraction (b) of the concrete description illustrated in Figure 55

12.3 Semantic entity description tools

12.3.1 Introduction

This subclause specifies tools for describing semantic entities depicted by, or related to multimedia content. The following table summarizes the tools specified in this subclause. Figure 54 shows the organization of the tools for describing semantic entities. Figure 55 shows an example of how the semantic entity description tools can be used to describe a narrative world.

Table 31 — Overview of the semantic entity description tools

Tool	*Functionality*
`SemanticBase DS`	This tool is an abstract tool that provides the base of the tools that describe a semantic entity depicted by, or related to multimedia content. The specialized semantic entity description tools extend the the `SemanticBase DS`.

© ISO/IEC 2003 – All rights reserved

Copyright International Organization for Standardization
Provided by IHS under license with ISO
No reproduction or networking permitted without license from IHS
Not for Resale

Tool	*Functionality*
SemanticBag DS	This tool is an abstract tool that provides the base of the tools that describe a collection of semantic entities and their relations. This tool extends the SemanticBase DS.
Semantic DS	This tool describes a narrative world that is depicted by or related to the multimedia content. This tool extends the SemanticBag DS.
Object DS	This tool describes an object in a narrative world. This tool extends the SemanticBase DS. This tool extends the SemanticBase DS.
AgentObject DS	This tool describes an object that is a person, an organization, or a group of people in a narrative world. This tool extends the Object DS.
Event DS	This tool describes an event in a narrative world. This tool extends from the SemanticBase DS.
Concept DS	This tool describes an abstract semantic entity that cannot be described as an abstraction of any object, event, time, place, or state. This tool extends the SemanticBase DS.
SemanticState DS	This tools describes a state or parametric attributes of a semantic entity or semantic relation, at a given time or location in the narrative world, or in a given media location. This tool extends the SemanticBase DS.
SemanticPlace DS	This tool describes location in a narrative world. This tool extends the SemanticBase DS.
SemanticTime DS	This tool describes time in a narrative world. This tool extends the SemanticBase DS.

12.3.2 SemanticBase DS

12.3.2.1 Introduction

The SemanticBase DS is an abstract type from which the specialized semantic entity description tools are derived. The SemanticBase DS defines the properties of semantic entities, such as labels and relations, that apply to the specialized semantic entity description tools: SemanticBag DS, Semantic DS, Object DS, AgentObject DS, Event DS, Concept DS, SemanticState DS, SemanticPlace DS, and SemanticTime DS.

12.3.2.2 SemanticBase DS syntax

```
<!-- ######################################### -->
<!--  Definition of SemanticBase DS (12.3.2)  -->
<!-- ######################################### -->

<!-- Definition of SemanticBase DS -->
<complexType name="SemanticBaseType" abstract="true">
   <complexContent>
      <extension base="mpeg7:DSType">
         <sequence>
            <element name="AbstractionLevel" type="mpeg7:AbstractionLevelType"
                   minOccurs="0"/>
            <element name="Label" type="mpeg7:TermUseType"
                   minOccurs="1" maxOccurs="unbounded"/>
```


Copyright International Organization for Standardization
Provided by IHS under license with ISO
No reproduction or networking permitted without license from IHS
Not for Resale
© ISO/IEC 2003 – All rights reserved

```
            <element name="Definition" type="mpeg7:TextAnnotationType"
                    minOccurs="0"/>
            <element name="Property" type="mpeg7:TermUseType"
                    minOccurs="0" maxOccurs="unbounded"/>
            <element name="MediaOccurrence" minOccurs="0" maxOccurs="unbounded">
               <complexType>
                  <sequence>
                     <choice minOccurs="0">
                        <element name="MediaInformation"
                           type="mpeg7:MediaInformationType"/>
                        <element name="MediaInformationRef"
                           type="mpeg7:ReferenceType"/>
                        <element name="MediaLocator"
                           type="mpeg7:MediaLocatorType"/>
                     </choice>
                     <element name="Mask" type="mpeg7:MaskType"
                              minOccurs="0"/>
                     <element name="AudioDescriptor" type="mpeg7:AudioDType"
                              minOccurs="0" maxOccurs="unbounded"/>
                     <element name="AudioDescriptionScheme"
                              type="mpeg7:AudioDSType"
                              minOccurs="0" maxOccurs="unbounded"/>
                     <element name="VisualDescriptor" type="mpeg7:VisualDType"
                              minOccurs="0" maxOccurs="unbounded"/>
                     <element name="VisualDescriptionScheme"
                              type="mpeg7:VisualDSType"
                              minOccurs="0" maxOccurs="unbounded"/>
                  </sequence>
                  <attribute name="type" use="optional" default="perceivable">
                     <simpleType>
                     <union>
                        <simpleType>
                           <restriction base="NMTOKEN">
                              <enumeration value="perceivable"/>
                              <enumeration value="reference"/>
                              <enumeration value="symbol"/>
                           </restriction>
                        </simpleType>
                        <simpleType>
                           <restriction base="mpeg7:termReferenceType"/>
                        </simpleType>
                     </union>
                     </simpleType>
                  </attribute>
               </complexType>
            </element>
            <element name="Relation" type="mpeg7:RelationType"
                    minOccurs="0" maxOccurs="unbounded"/>
         </sequence>
      </extension>
   </complexContent>
</complexType>
```

© ISO/IEC 2003 – All rights reserved

Copyright International Organization for Standardization
Provided by IHS under license with ISO
No reproduction or networking permitted without license from IHS
Not for Resale

12.3.2.3 SemanticBase DS semantics

Semantics of the SemanticBaseType:

Name	*Definition*
SemanticBaseType	This type is an abstract type from which the specialized semantic entity description tools are derived. The SemanticBase DS describes a semantic entity (abstract). Examples of semantic entities are objects, events, and narrative worlds, among others. SemanticBaseType extends DSType
AbstractionLevel	Indicates the kind of abstraction performed in the description of the semantic entity (optional). When it is not present, then the description is a concrete semantic description of actual multimedia content. If it is present, the description is a media abstraction or a formal abstraction (see 12.4.2).
Label	Describes the semantic entity. Any terms can be supplied for Label that identify or describe the semantic entity.
Definition	Defines the semantic entity (optional).
Property	Describes a quality or adjectival property associated with the semantic entity (optional).
MediaOccurrence	Describes an appearance of the semantic entity in the multimedia content (optional).
MediaInformation	Describes the media information that identifies the media in which the semantic entity appears (optional). MediaInformationType is defined in clause 8.
MediaInformationRef	Describes a reference to the description of media information that identifies the media in which the semantic entity appears (optional).
MediaLocator	Describes a locator that identifies the media in which the semantic entity appears (optional). This MediaLocator is an alternative to the MediaLocator in MediaInformation, and provides a more direct way of describing media locator when a full description of media information is not needed.
Mask	Describes a mask that identifies the region or segment of the multimedia content in which the semantic entity appears (optional).
AudioDescriptor	Describes audio features of the audio content at the locations pointed to by the media locator and the masks (optional).
AudioDescriptionScheme	Describes audio features of the audio content at the locations pointed to by the media locator and the masks (optional).
VisualDescriptor	Describes visual features of the visual content at the locations pointed to by the media locator and the masks (optional).
VisualDescriptionScheme	Describes visual features of the visual content at the locations pointed to by the media locator and the masks (optional).
type	Indicates the type of media occurrence. The types of media occurrences are defined as follows: • *perceivable* - The semantic entity is perceivable in the media. For example, Bill Clinton is perceivable in a picture of him.

© ISO/IEC 2003 – All rights reserved
Copyright International Organization for Standardization
Provided by IHS under license with ISO
No reproduction or networking permitted without license from IHS
Not for Resale

Name	*Definition*
	• *reference* - The semantic entity is a reference in the media. For example, Bill Clinton is a reference in a news reports about him but where he cannot be seen or heard. • *symbol* - The semantic entity is symbolized in the media. For example, a picture of the Statue of Liberty symbolizes the semantic entity "freedom". This attribute value is "perceivable" by default.
`Relation`	Describes a relation between the semantic entity and other entities such as semantic relations, still regions, objects, events, and analytic models, among others (optional).

12.3.3 SemanticBag DS

12.3.3.1 Introduction

The `SemanticBag DS` extends the `SemanticBase DS`. The `SemanticBag DS` is an abstract tool that is the base of the tools that describe a collection of semantic entities and their relations.

12.3.3.2 SemanticBag DS syntax

```
<!-- ######################################## -->
<!--  Definition of SemanticBag DS (12.3.3)  -->
<!-- ######################################## -->

<!-- Definition of SemanticBag DS -->
<complexType name="SemanticBagType" abstract="true">
   <complexContent>
      <extension base="mpeg7:SemanticBaseType">
         <sequence>
            <choice minOccurs="0" maxOccurs="unbounded">
               <element name="SemanticBase" type="mpeg7:SemanticBaseType"/>
               <element name="SemanticBaseRef" type="mpeg7:ReferenceType"/>
            </choice>
            <element name="Graph" type="mpeg7:GraphType"
                  minOccurs="0" maxOccurs="unbounded"/>
         </sequence>
      </extension>
   </complexContent>
</complexType>
```

12.3.3.3 SemanticBag DS semantics

Semantics of the `SemanticBagType`:

Name	*Definition*
`SemanticBagType`	This type describes a collection of semantic entities and their relations (abstract). `SemanticBagType` extends `SemanticBaseType`.
`SemanticBase`	Describes a semantic entity (optional).

© ISO/IEC 2003 – All rights reserved

Copyright International Organization for Standardization
Provided by IHS under license with ISO
No reproduction or networking permitted without license from IHS
Not for Resale

Name	*Definition*
SemanticBaseRef	Describes a reference to the description of a semantic entity (optional).
Graph	Describes a graph of semantic relations among the semantic entities, including those in other narrative worlds, and possibly other non-semantic entities (optional).

12.3.4 Semantic DS

12.3.4.1 Introduction

The Semantic DS describes a narrative world that is depicted by or related to multimedia content. The SemanticRelation CS can be used to describe the relations among the semantic entities including those in other narrative worlds. The Semantic DS extends the SemanticBag DS.

12.3.4.2 Semantic DS syntax

```
<!-- ##################################### -->
<!--  Definition of Semantic DS (12.3.4)  -->
<!-- ##################################### -->

<!-- Definition of Semantic DS -->
<complexType name="SemanticType">
   <complexContent>
      <extension base="mpeg7:SemanticBagType"/>
   </complexContent>
</complexType>
```

12.3.4.3 Semantic DS semantics

Semantics of the SemanticType:

Name	*Definition*
SemanticType	Describes a narrative world depicted by or related to multimedia content, which can be an image, a video segment, or other types of multimedia. SemanticType extends SemanticBagType.

12.3.4.4 Semantic DS examples (informative)

The following example illustrates the use of the Semantic DS for describing the semantic entity "apple". The Label elements can be used as keywords or index terms for accessing this semantic description.

```
<Mpeg7>
   <Description xsi:type="SemanticDescriptionType">
      <Semantics id="apple">
         <Label>
            <Name> Apple </Name>
         </Label>
         <Label>
            <Name> Fruit </Name>
         </Label>
```


Copyright International Organization for Standardization
Provided by IHS under license with ISO
No reproduction or networking permitted without license from IHS
Not for Resale
© ISO/IEC 2003 – All rights reserved

```
            <Label>
                <Name> Pome </Name>
            </Label>
            <Definition>
                <FreeTextAnnotation>
                    The fleshy usually rounded and red, yellow, or green edible
                    pome fruit of a tree (genus Malus) of the rose family
                </FreeTextAnnotation>
            </Definition>
            <Property>
                <Name> Juicy </Name>
            </Property>
            <MediaOccurrence>
                <MediaLocator>
                    <MediaUri> image.jpg </MediaUri>
                </MediaLocator>
            </MediaOccurrence>
        </Semantics>
    </Description>
</Mpeg7>
```

12.3.5 Object DS

12.3.5.1 Introduction

The `Object DS` describes an object, which is a semantic entity having temporal and spatial extent. The `Object DS` extends the `SemanticBase DS`. The `Object DS` can be used to describe either a perceivable object or abstract object. A perceivable object is an object that exists in the physical or narrative world (e.g., "my car"). An abstract object results from the abstraction of a perceivable object (e.g. "any car"). The `Object DS` includes elements that describe the composition of the object from sub-objects. However, alternatively, the `SemanticRelation` CS can be used to describe these and other semantic relations involving the object. For example, the decomposition into sub-objects can be described using the `part`, `component`, or `substance` relations. The location of the object can be described using the `locationOf` relation. Other relations, such as the relation of the event to objects can be described using the `agent` and `patient` relations.

12.3.5.2 Object DS syntax

```
<!-- ################################### -->
<!--  Definition of Object DS (12.3.5)  -->
<!-- ################################### -->

<!-- Definition of Object DS -->
<complexType name="ObjectType">
    <complexContent>
        <extension base="mpeg7:SemanticBaseType">
            <choice minOccurs="0" maxOccurs="unbounded">
                <element name="Object" type="mpeg7:ObjectType"/>
                <element name="ObjectRef" type="mpeg7:ReferenceType"/>
            </choice>
        </extension>
    </complexContent>
</complexType>
```

12.3.5.3 Object DS semantics

Semantics of the `ObjectType`:

© ISO/IEC 2003 – All rights reserved

Copyright International Organization for Standardization
Provided by IHS under license with ISO
No reproduction or networking permitted without license from IHS
Not for Resale

Name	*Definition*
`ObjectType`	Describes an object, which is a semantic entity having temporal and spatial extent. `ObjectType` extends `SemanticBaseType`.
`Object`	Describes the decomposition of the object into sub-objects by describing each sub-object (optional).
`ObjectRef`	Describes the decomposition of the object into sub-objects by describing a reference to each sub-object (optional).

12.3.5.4 Object DS examples (informative)

The following example illustrates the use of the `Object DS` for describing a table shown in an image. In this example, the table object is decomposed into one object "tabletop" and four objects "leg", i.e., a component type of decomposition. The `MediaOccurrence` element is used for locating the object within the media and describing the visual features of the image.

```
<Mpeg7>
   <Description xsi:type="SemanticDescriptionType">
      <Semantics>
         <Label>
            <Name> Description of table </Name>
         </Label>
         <SemanticBase xsi:type="ObjectType">
            <Label>
               <Name> Table </Name>
            </Label>
            <Definition>
               <FreeTextAnnotation>
                  Piece of furniture consisting of a smooth flat slab
                  fixed on legs
               </FreeTextAnnotation>
            </Definition>
            <MediaOccurrence>
               <MediaLocator>
                  <MediaUri>image.jpg</MediaUri>
               </MediaLocator>
               <VisualDescriptor xsi:type="ScalableColorType" numOfCoeff="16"
                  numOfBitplanesDiscarded="0">
                  <Coeff> 1 2 3 4 5 6 7 8 9 0 1 2 3 4 5 6 </Coeff>
               </VisualDescriptor>
            </MediaOccurrence>
            <Object id="tabletop-object">
               <Label>
                  <Name> Table top </Name>
               </Label>
               <MediaOccurrence>
                  <MediaLocator>
                     <MediaUri>image.jpg</MediaUri>
                  </MediaLocator>
                  <Mask xsi:type="SpatialMaskType">
                     <SubRegion>
                        <Polygon>
                           <Coords mpeg7:dim="2 5"> 5 25 10 20 15 15 10 10 5 15
                           </Coords>
                        </Polygon>
                     </SubRegion>
```


© ISO/IEC 2003 – All rights reserved
Copyright International Organization for Standardization
Provided by IHS under license with ISO
No reproduction or networking permitted without license from IHS
Not for Resale

```
                    </Mask>
                    <VisualDescriptor xsi:type="ScalableColorType" numOfCoeff="16"
                        numOfBitplanesDiscarded="0">
                        <Coeff> 1 2 3 4 5 6 7 8 9 0 1 2 3 4 5 6 </Coeff>
                    </VisualDescriptor>
                </MediaOccurrence>
            </Object>
            <Object id="Leg1-object">
                <Label>
                    <Name> Leg </Name>
                </Label>
                <MediaOccurrence>
                    <MediaLocator>
                        <MediaUri>image.jpg</MediaUri>
                    </MediaLocator>
                    <Mask xsi:type="SpatialMaskType">
                        <SubRegion>
                            <Polygon>
                                <Coords mpeg7:dim="2 5"> 5 25 10 20 15 15 10 10 5 15
                                </Coords>
                            </Polygon>
                        </SubRegion>
                    </Mask>
                    <VisualDescriptor xsi:type="ScalableColorType" numOfCoeff="16"
                        numOfBitplanesDiscarded="0">
                        <Coeff> 1 2 3 4 5 6 7 8 9 0 1 2 3 4 5 6 </Coeff>
                    </VisualDescriptor>
                </MediaOccurrence>
            </Object>
            <Object id="Leg2-object">
                <Label>
                    <Name> Leg </Name>
                </Label>
                <MediaOccurrence>
                    <MediaLocator>
                        <MediaUri>image.jpg</MediaUri>
                    </MediaLocator>
                    <Mask xsi:type="SpatialMaskType">
                        <SubRegion>
                            <Polygon>
                                <Coords mpeg7:dim="2 5"> 5 25 10 20 15 15 10 10 5 15
                                </Coords>
                            </Polygon>
                        </SubRegion>
                    </Mask>
                    <VisualDescriptor xsi:type="ScalableColorType" numOfCoeff="16"
                        numOfBitplanesDiscarded="0">
                        <Coeff> 1 2 3 4 5 6 7 8 9 0 1 2 3 4 5 6 </Coeff>
                    </VisualDescriptor>
                </MediaOccurrence>
            </Object>
            <Object id="Leg3-object">
                <Label>
                    <Name> Leg </Name>
                </Label>
                <MediaOccurrence>
                    <MediaLocator>
                        <MediaUri>image.jpg</MediaUri>
                    </MediaLocator>
                    <Mask xsi:type="SpatialMaskType">
                        <SubRegion>
```

© ISO/IEC 2003 – All rights reserved

Copyright International Organization for Standardization
Provided by IHS under license with ISO
No reproduction or networking permitted without license from IHS
Not for Resale

```
                        <Polygon>
                            <Coords mpeg7:dim="2 5"> 5 25 10 20 15 15 10 10 5 15
                            </Coords>
                        </Polygon>
                    </SubRegion>
                </Mask>
                <VisualDescriptor xsi:type="ScalableColorType" numOfCoeff="16"
                    numOfBitplanesDiscarded="0">
                    <Coeff> 1 2 3 4 5 6 7 8 9 0 1 2 3 4 5 6 </Coeff>
                </VisualDescriptor>
            </MediaOccurrence>
        </Object>
        <Object id="Leg4-object">
            <Label>
                <Name> Leg </Name>
            </Label>
            <MediaOccurrence>
                <MediaLocator>
                    <MediaUri>image.jpg</MediaUri>
                </MediaLocator>
                <Mask xsi:type="SpatialMaskType">
                    <SubRegion>
                        <Polygon>
                            <Coords mpeg7:dim="2 5"> 5 25 10 20 15 15 10 10 5 15
                            </Coords>
                        </Polygon>
                    </SubRegion>
                </Mask>
                <VisualDescriptor xsi:type="ScalableColorType" numOfCoeff="16"
                    numOfBitplanesDiscarded="0">
                    <Coeff> 1 2 3 4 5 6 7 8 9 0 1 2 3 4 5 6 </Coeff>
                </VisualDescriptor>
            </MediaOccurrence>
        </Object>
    </SemanticBase>
  </Semantics>
</Description>
</Mpeg7>
```

12.3.6 AgentObject DS

12.3.6.1 Introduction

The `AgentObject DS` describes a person, organization, group of people, or personified object in a narrative world. The `AgentObject DS` extends the `Object DS`. The agent object can be decomposed into sub-objects using the object decomposition defined by the `Object DS`.

12.3.6.2 AgentObject DS syntax

```
<!-- ######################################## -->
<!--  Definition of AgentObject DS (12.3.6)  -->
<!-- ######################################## -->

<!-- Definition of AgentObject DS -->
<complexType name="AgentObjectType">
   <complexContent>
      <extension base="mpeg7:ObjectType">
         <choice minOccurs="0">
```


Copyright International Organization for Standardization
Provided by IHS under license with ISO
No reproduction or networking permitted without license from IHS
Not for Resale
© ISO/IEC 2003 – All rights reserved

```
            <element name="Agent" type="mpeg7:AgentType"/>
            <element name="AgentRef" type="mpeg7:ReferenceType"/>
         </choice>
      </extension>
   </complexContent>
</complexType>
```

12.3.6.3 AgentObject DS semantics

Semantics of the `AgentObjectType`:

Name	*Definition*
`AgentObjectType`	Describes a person, organization, group of people, or personified object in a narrative world. `AgentObjectType` extends `ObjectType`.
`Agent`	Describes the agent represented by the object (optional).
`AgentRef`	Describes a reference to the agent represented by the object (optional).

12.3.6.4 AgentObject DS examples (informative)

The following example illustrates the use of the `AgentObject DS` for describing a person named Alexander (Alex) Green.

```
<Mpeg7>
   <Description xsi:type="SemanticDescriptionType">
      <Semantics>
         <Label>
            <Name> Description of person </Name>
         </Label>
         <SemanticBase xsi:type="AgentObjectType">
            <Label>
               <Name> Student </Name>
            </Label>
            <Definition>
               <FreeTextAnnotation> Student named Alexander Green
               </FreeTextAnnotation>
            </Definition>
            <Agent xsi:type="PersonType">
               <Name>
                  <GivenName abbrev="Alex"> Alexander </GivenName>
                  <FamilyName> Green </FamilyName>
               </Name>
            </Agent>
         </SemanticBase>
      </Semantics>
   </Description>
</Mpeg7>
```

The following example illustrates the use of the `AgentObject DS` for describing members of a baseball team. In this example, the agent object (Baseball team) is composed of three agent objects (players – pitcher, catcher, and third base).

```
<Mpeg7>
   <Description xsi:type="SemanticDescriptionType">
```

--`,,```,,,,````-`-`,,`,,`,`,,`---

© ISO/IEC 2003 – All rights reserved

Copyright International Organization for Standardization
Provided by IHS under license with ISO
No reproduction or networking permitted without license from IHS
Not for Resale

```
        <Semantics>
            <Label>
                <Name> Baseball team </Name>
            </Label>
            <SemanticBase xsi:type="AgentObjectType">
                <Label>
                    <Name> NY Mets </Name>
                </Label>
                <Object xsi:type="AgentObjectType" id="player1-agent">
                    <Label href="urn:example:baseball">
                        <Name> Pitcher </Name>
                    </Label>
                    <Agent xsi:type="PersonType">
                        <Name>
                            <GivenName> Al </GivenName>
                            <FamilyName> Leiter </FamilyName>
                        </Name>
                    </Agent>
                </Object>
                <Object xsi:type="AgentObjectType" id="player2-agent">
                    <Label href="urn:example:baseball">
                        <Name> Catcher </Name>
                    </Label>
                    <Agent xsi:type="PersonType">
                        <Name>
                            <GivenName> Mike </GivenName>
                            <FamilyName> Piazza </FamilyName>
                        </Name>
                    </Agent>
                </Object>
                    <Object xsi:type="AgentObjectType" id="player3-agent">
                    <Label href="urn:example:baseball">
                        <Name> Third base </Name>
                    </Label>
                    <Agent xsi:type="PersonType">
                        <Name>
                            <GivenName> Robin </GivenName>
                            <FamilyName> Ventura </FamilyName>
                        </Name>
                    </Agent>
                </Object>
            </SemanticBase>
        </Semantics>
    </Description>
</Mpeg7>
```

12.3.7 Event DS

12.3.7.1 Introduction

The `Event DS` describes an event, which is a semantic activity that takes place at a particular time or in a particular location. The `Event DS` extends the `SemanticBase DS`. The `Event DS` can describe either a perceivable or an abstract event in a narrative world. A perceivable event is a dynamic relation involving one or more objects taking place in time and space in a narrative world (e.g., "Alex shaking hands with Ana"). An abstract event results from abstraction of a perceivable event (e.g., "Alex shaking hands with any woman").

The `Event DS` includes elements that describe the composition of the event from sub-events, in addition to the location and time of the event. However, alternatively, the `SemanticRelation` CS can be used to describe these and other semantic relations involving the event. For example, the decomposition into sub-events can be described using the `part` relation. The location of the event can be described using the `location` relation. The time of the

© ISO/IEC 2003 – All rights reserved
Copyright International Organization for Standardization
Provided by IHS under license with ISO
No reproduction or networking permitted without license from IHS
Not for Resale

event can be described using the `time` relation. Other relations, such as the relation of the event to objects can be described using the `agent` and `patient` relations.

12.3.7.2 Event DS syntax

```
<!-- ################################## -->
<!--  Definition of Event DS (12.3.7)  -->
<!-- ################################## -->

<!-- Definition of Event DS -->
<complexType name="EventType">
   <complexContent>
      <extension base="mpeg7:SemanticBaseType">
         <sequence>
            <choice minOccurs="0" maxOccurs="unbounded">
               <element name="Event" type="mpeg7:EventType"/>
               <element name="EventRef" type="mpeg7:ReferenceType"/>
            </choice>
            <element name="SemanticPlace" type="mpeg7:SemanticPlaceType"
                  minOccurs="0" maxOccurs="unbounded"/>
            <element name="SemanticTime" type="mpeg7:SemanticTimeType"
                  minOccurs="0" maxOccurs="unbounded"/>
         </sequence>
      </extension>
   </complexContent>
</complexType>
```

12.3.7.3 Event DS semantics

Semantics of the `EventType`:

Name	*Definition*
`EventType`	Describes an event that takes place at a particular time or in a particular location. `EventType` extends `SemanticBaseType`.
`Event`	Describes the decomposition of the event into sub-events by describing each sub-event (optional).
`EventRef`	Describes the decomposition of the event into sub-events by describing a reference to each sub-event (optional).
`SemanticPlace`	Describes the location or spatial extent of the event (optional).
`SemanticTime`	Describes a time or temporal duration of the event (optional).

12.3.7.4 Event DS examples (informative)

The following example illustrates the use of the `Event DS` for describing the event of a "handshake between two colleagues". In this example, the `Relation DS` uses the `SemanticRelation CS` to describe the `agent` and `accompanier` of the action.

```
<Mpeg7>
   <Description xsi:type="SemanticDescriptionType">
      <Semantics>
```

© ISO/IEC 2003 – All rights reserved

Copyright International Organization for Standardization
Provided by IHS under license with ISO
No reproduction or networking permitted without license from IHS
Not for Resale

```
            <Label>
               <Name> Shake hands </Name>
            </Label>
            <SemanticBase xsi:type="AgentObjectType" id="AOa">
               <Label href="urn:example:acs">
                  <Name> Person A </Name>
               </Label>
            </SemanticBase>
            <SemanticBase xsi:type="AgentObjectType" id="AOb">
               <Label href="urn:example:acs">
                  <Name> Person B </Name>
               </Label>
            </SemanticBase>
            <SemanticBase xsi:type="EventType" id="EV1">
               <Label href="urn:example:acs">
                  <Name> Shake hands </Name>
               </Label>
               <Definition>
                  <FreeTextAnnotation>
                     Clasping of right hands by two people.
                  </FreeTextAnnotation>
               </Definition>
               <Relation type="urn:mpeg:mpeg7:cs:SemanticRelationCS:2001:agent"
                  target="#AOa"/>
               <Relation type="urn:mpeg:mpeg7:cs:SemanticRelationCS:2001:accompanier"
                  target="#AOb"/>
            </SemanticBase>
         </Semantics>
      </Description>
</Mpeg7>
```

12.3.8 Concept DS

12.3.8.1 Introduction

The `Concept DS` describes a semantic concept, which is a semantic entity that cannot be described as an abstraction of the other semantic entities such as object or event. The `Concept DS` extends the `SemanticBase DS`. Example concepts include notions such as "harmony," "full-bodied," or "freedom". A concept may involve multiple objects and events, metaphors, analogies, and blending together of other concepts. The `Concept DS` describes concepts as collection of properties.

12.3.8.2 Concept DS syntax

```
<!-- ################################### -->
<!--  Definition of Concept DS (11.3.8)  -->
<!-- ################################### -->

<!-- Definition of Concept DS -->
<complexType name="ConceptType">
   <complexContent>
      <extension base="mpeg7:SemanticBaseType"/>
   </complexContent>
</complexType>
```


Copyright International Organization for Standardization
Provided by IHS under license with ISO
No reproduction or networking permitted without license from IHS
Not for Resale
© ISO/IEC 2003 – All rights reserved

12.3.8.3 Concept DS semantics

Semantics of the `ConceptType`:

Name	*Definition*
`ConceptType`	Describes a semantic concept, which is a semantic entity that cannot be described as an abstraction of the other semantic entities such as object or event. `ConceptType` extends `SemanticBaseType`.

12.3.8.4 Concept DS examples (informative)

The following example illustrates the use of the `Concept DS` for describing the concept "freedom" as as having properties of "open," "outspoken," and "frank". In this example, the description identifies an image of the Statue of Liberty that symbolizes "freedom".

```
<Mpeg7>
   <Description xsi:type="SemanticDescriptionType">
      <Semantics>
         <Label>
            <Name> Concept of freedom </Name>
         </Label>
         <SemanticBase xsi:type="ConceptType" id="freedom">
            <Label>
               <Name> Freedom </Name>
            </Label>
            <Property>
               <Name> Open </Name>
            </Property>
            <Property>
               <Name> Outspoken </Name>
            </Property>
            <Property>
               <Name> Frank </Name>
            </Property>
            <MediaOccurrence type="symbol">
               <MediaLocator>
                  <MediaUri> liberty.gif
                  </MediaUri>
               </MediaLocator>
            </MediaOccurrence>
         </SemanticBase>
      </Semantics>
   </Description>
</Mpeg7>
```

12.3.9 SemanticState DS

12.3.9.1 Introduction

The `SemanticState DS` extends the `SemanticBase DS`. The `SemanticState DS` describes a state or parametric attributes of a semantic entity or semantic relation, at a given time or location in a narrative world, or in a given media location (e.g., height and weight). A state is a set of numerical and verbal attributes that can be attached to semantic entities such as objects and events and other semantic elements such as semantic relations.

© ISO/IEC 2003 – All rights reserved

Copyright International Organization for Standardization
Provided by IHS under license with ISO
No reproduction or networking permitted without license from IHS
Not for Resale

12.3.9.2 SemanticState DS syntax

```
<!-- ######################################### -->
<!--  Definition of SemanticState DS (12.3.9)  -->
<!-- ######################################### -->

<!-- Definition of SemanticState DS -->
<complexType name="SemanticStateType">
   <complexContent>
      <extension base="mpeg7:SemanticBaseType">
         <sequence>
            <element name="AttributeValuePair"
                   minOccurs="1" maxOccurs="unbounded">
               <complexType>
                  <sequence>
                     <element name="Attribute" type="mpeg7:TermUseType"/>
                     <element name="Unit" type="mpeg7:TermUseType"
                              minOccurs="0"/>
                     <choice minOccurs="1" maxOccurs="unbounded">
                        <element name="BooleanValue" type="boolean"/>
                        <element name="IntegerValue" type="integer"/>
                        <element name="FloatValue" type="float"/>
                        <element name="IntegerMatrixValue"
                                 type="mpeg7:IntegerMatrixType"/>
                        <element name="FloatMatrixValue"
                                 type="mpeg7:FloatMatrixType"/>
                        <element name="TextValue"
                                 type="mpeg7:TextualType"/>
                        <element name="TextAnnotationValue"
                                 type="mpeg7:TextAnnotationType"/>
                        <element name="ControlledTermUseValue"
                                 type="mpeg7:ControlledTermUseType"/>
                        <element name="DescriptorValue"
                                 type="mpeg7:DType"/>
                     </choice>
                  </sequence>
               </complexType>
            </element>
            <element name="SemanticTime" type="mpeg7:SemanticTimeType"
                     minOccurs="0"/>
            <element name="SemanticPlace" type="mpeg7:SemanticPlaceType"
                     minOccurs="0"/>
         </sequence>
      </extension>
   </complexContent>
</complexType>
```

--`,,```,,,,````-`-`,,`,,`,`,,`---

Copyright International Organization for Standardization
Provided by IHS under license with ISO
No reproduction or networking permitted without license from IHS
Not for Resale
© ISO/IEC 2003 – All rights reserved

12.3.9.3 SemanticState DS semantics

Name	*Definition*
`SemanticStateType`	Describes parametric attributes of a semantic entity or a semantic relation at a given time or location in the narrative world, or in a given media location. `SemanticStateType` extends `SemanticBaseType`.
`AttributeValuePair`	Describes one pair formed by an attribute and a value, the value being a combination of a series of types (e.g. Boolean, integer, real, matrix, string, and controlled term). The `Unit` element allows the specification of the units used for the parameter value.
`Attribute`	Indicates the name of the attribute
`Unit`	Indicates the unit of the attribute value (optional).
`BooleanValue`	Indicates part of the value of the attribute as a Boolean.
`IntegerValue`	Indicates part of the value of the attribute as an integer.
`FloatValue`	Indicates part of the value of the attribute as a float.
`IntegerMatrixValue`	Indicates part of the value of the attribute as a matrix of integers.
`FloatMatrixValue`	Indicates part of the value of the attribute as a matrix of floats.
`TextValue`	Indicates part of the value of the attribute as a text string.
`TextAnnotationValue`	Indicates part of the value of the attribute as a text annotation.
`ControlledTermUseValue`	Indicates part of the value of the attribute as a controlled term.
`DescriptorValue`	Describes part of the value of the attribute as a descriptor.
`SemanticTime`	Describes semantically the time associated with the state (optional).
`SemanticPlace`	Describes semantically the location associated with the state (optional).

12.3.9.4 SemanticState DS examples (informative)

The following example illustrates the use of the `SemanticState DS` for describing semantic attributes of a sunset. In this example, the event "sunset-event" represents the event "sunset" and the semantic state "sunset-state" describes the semantic attributes of the event "sunset". A graph relates the event "sunset-event" and the semantic state "sunset-state". A sunset is considered as an event because it can be nominalized: "The sunset is beautiful".

```
<Mpeg7>
   <Description xsi:type="SemanticDescriptionType">
      <Semantics>
         <Label>
            <Name> Sunset </Name>
         </Label>
         <SemanticBase xsi:type="EventType" id="sunset-event">
            <Label>
               <Name> Sunset </Name>
```

© ISO/IEC 2003 – All rights reserved

Copyright International Organization for Standardization
Provided by IHS under license with ISO
No reproduction or networking permitted without license from IHS
Not for Resale

```
            </Label>
         </SemanticBase>
         <SemanticBase xsi:type="SemanticStateType" id="sunset-state">
            <Label>
               <Name> State of sunset </Name>
            </Label>
            <AttributeValuePair>
               <Attribute>
                  <Name> Blue </Name>
               </Attribute>
               <IntegerValue>90</IntegerValue>
            </AttributeValuePair>
            <AttributeValuePair>
               <Attribute>
                  <Name> Pink </Name>
               </Attribute>
               <IntegerValue>9</IntegerValue>
            </AttributeValuePair>
            <AttributeValuePair>
               <Attribute>
                  <Name> Orange </Name>
               </Attribute>
               <IntegerValue>50</IntegerValue>
            </AttributeValuePair>
            <AttributeValuePair>
               <Attribute>
                  <Name> Yellow </Name>
               </Attribute>
               <IntegerValue>45</IntegerValue>
            </AttributeValuePair>
         </SemanticBase>
         <Graph>
            <!--  Relate event sunset-event and state sunset-state  -->
            <Relation type="urn:mpeg:mpeg7:cs:SemanticRelationCS:2001:state"
               source="#sunset-event" target="#sunset-state"/>
         </Graph>
      </Semantics>
   </Description>
</Mpeg7>
```

The following example illustrates the use of the SemanticState DS for describing the place and event for a person. In this example, "John is in Singapore today" is described by linking the AgentObject DS description corresponding to "John," the SemanticPlace DS description of "Singapore," and the SemanticTime DS description of "today" using the state "position-state". This description may be represented by an event "Being" taking place during semantic time "today" in semantic place "Singapore".

```
<Mpeg7>
   <Description xsi:type="SemanticDescriptionType">
      <Semantics>
         <Label>
            <Name> Place and time for a person </Name>
         </Label>
         <SemanticBase xsi:type="AgentObjectType" id="agent-person">
            <Label>
               <Name> John </Name>
            </Label>
            <Relation type="urn:mpeg:mpeg7:cs:SemanticRelationCS:2001:state"
               target="#position-state"/>
         </SemanticBase>
```


--`,,```,,,,````-`-`,,`,,`,`,,`---
Copyright International Organization for Standardization
Provided by IHS under license with ISO
No reproduction or networking permitted without license from IHS
© ISO/IEC 2003 – All rights reserved
Not for Resale

```
            <SemanticBase xsi:type="SemanticStateType" id="position-state">
               <Label>
                  <Name> Position </Name>
               </Label>
               <AttributeValuePair>
                  <Attribute>
                     <Name> Position </Name>
                  </Attribute>
                  <IntegerValue>1</IntegerValue>
               </AttributeValuePair>
               <SemanticTime>
                  <Label>
                     <Name> today </Name>
                  </Label>
               </SemanticTime>
               <SemanticPlace>
                  <Label>
                     <Name> Singapore </Name>
                  </Label>
               </SemanticPlace>
            </SemanticBase>
         </Semantics>
      </Description>
</Mpeg7>
```

12.3.10 SemanticPlace DS

12.3.10.1 Introduction

The SemanticPlace DS extends the SemanticBase DS. The SemanticPlace DS describes location in a narrative world. The SemanticPlace DS is a specialized SemanticBase DS that encapsulates the Place DS (see clause 7) and semantic place interval information within the SemanticBase DS.

12.3.10.2 SemanticPlace DS syntax

```
<!-- ############################################ -->
<!--  Definition of SemanticPlace DS (12.3.10)  -->
<!-- ############################################ -->

<!-- Definition of SemanticPlace DS -->
<complexType name="SemanticPlaceType">
   <complexContent>
      <extension base="mpeg7:SemanticBaseType">
         <sequence>
            <element name="Place" type="mpeg7:PlaceType" minOccurs="0"/>
            <element name="SemanticPlaceInterval"
                     minOccurs="0" maxOccurs="unbounded">
               <complexType>
                  <sequence>
                     <element name="Position" type="mpeg7:PositionType"
                              minOccurs="0"/>
                     <element name="Extent" type="mpeg7:ExtentType"
                              minOccurs="0"/>
                  </sequence>
               </complexType>
            </element>
         </sequence>
      </extension>
```

© ISO/IEC 2003 – All rights reserved

Copyright International Organization for Standardization
Provided by IHS under license with ISO
No reproduction or networking permitted without license from IHS
Not for Resale

```
    </complexContent>
</complexType>
```

12.3.10.3 SemanticPlace DS semantics

Semantics of the SemanticPlaceType:

Name	*Definition*
SemanticPlaceType	Describes location in a narrative world as a place or the spatial interval related to a place. SemanticPlaceType extends SemanticBaseType.
Place	Describes the place represented by the location (optional).
SemanticPlaceInterval	Describes the position or the spatial extent of an interval of the place (optional).
Position	Semantically describes the position of the place interval as a point in space (optional).
Extent	Semantically describes the spatial extent of the place interval in relation to the position, for instance, distance or area from or around the position, respectively (optional).

12.3.10.4 SemanticPlace DS examples (informative)

The following example illustrates the use of the SemanticPlace DS for describing the location "Columbia University in the City of New York".

```
<Mpeg7>
   <Description xsi:type="SemanticDescriptionType">
      <Semantics>
         <Label>
            <Name> Semantic place for Columbia University </Name>
         </Label>
         <SemanticBase xsi:type="SemanticPlaceType" id="columbia-location">
            <Label>
               <Name> Columbia University </Name>
            </Label>
            <Place>
               <Name xml:lang="en">
                  Columbia University in the City of New York </Name>
               <Region> us </Region>
               <PostalAddress>
                  <AddressLine>  600 West 116th Street, New York, NY</AddressLine>
                  <PostingIdentifier> U-10027 </PostingIdentifier>
               </PostalAddress>
            </Place>
         </SemanticBase>
      </Semantics>
   </Description>
</Mpeg7>
```

The following example illustrates the use of the SemanticPlaceInterval element in SemanticPlace DS for describing the location "4 miles".

Copyright International Organization for Standardization
Provided by IHS under license with ISO
No reproduction or networking permitted without license from IHS
Not for Resale
© ISO/IEC 2003 – All rights reserved

```
<Mpeg7>
   <Description xsi:type="SemanticDescriptionType">
      <Semantics>
         <Label>
            <Name> Semantic place for location four miles </Name>
         </Label>
         <SemanticBase xsi:type="SemanticPlaceType" id="miles4-place">
            <Label>
               <Name> 4 miles </Name>
            </Label>
            <SemanticPlaceInterval>
               <Extent measurementType="length" unit="mile" value="4"/>
            </SemanticPlaceInterval>
         </SemanticBase>
      </Semantics>
   </Description>
</Mpeg7>
```

The following example illustrates the use of the SemanticPlaceInterval element in SemanticPlace DS for describing the location "Within 4 miles radius of New York City".

```
<Mpeg7>
   <Description xsi:type="SemanticDescriptionType">
      <Semantics>
         <Label>
            <Name> Semantic place for four mile radius of NYC </Name>
         </Label>
         <SemanticBase xsi:type="SemanticPlaceType" id="miles4NYC-place">
            <Label>
               <Name> Within 4 miles radius of New York City </Name>
            </Label>
            <SemanticPlaceInterval>
               <Position origin="New York City"/>
               <Extent measurementType="area" unit="square miles" value="16*pi"/>
            </SemanticPlaceInterval>
         </SemanticBase>
      </Semantics>
   </Description>
</Mpeg7>
```

The following example illustrates the use of the SemanticPlaceInterval element in SemanticPlace DS for describing the location "5 kilometers north of New York City and 40 kilometers east of Boston".

```
<Mpeg7>
   <Description xsi:type="SemanticDescriptionType">
      <Semantics>
         <Label>
            <Name> Semantic place for location near NYC and Boston </Name>
         </Label>
         <SemanticBase xsi:type="SemanticPlaceType" id="NYCBoston-place">
            <Label>
               <Name>
                  5 kilometers north of New York City and
                  40 kilometers east of Boston
               </Name>
            </Label>
            <SemanticPlaceInterval>
               <Position origin="New York City">
```

--`,,```,,,,````-`-`,,`,,`,`,,`---
© ISO/IEC 2003 – All rights reserved
Copyright International Organization for Standardization
Provided by IHS under license with ISO
No reproduction or networking permitted without license from IHS
Not for Resale

```
                    <Displacement measurementType="length" unit="kilometers"
                        value="5"/>
                    <Direction measurementType="direction" unit="direction"
                        value="north"/>
                </Position>
            </SemanticPlaceInterval>
            <SemanticPlaceInterval>
                <Position origin="Boston">
                    <Displacement measurementType="length" unit="kilometers"
                        value="40"/>
                    <Direction measurementType="direction" unit="direction"
                        value="east"/>
                </Position>
            </SemanticPlaceInterval>
        </SemanticBase>
    </Semantics>
</Description>
</Mpeg7>
```

If a semantic place is complex, relations may relate the location to the other semantic entities such as objects and events needed to fully describe it. The following example illustrates the use of the `SemanticPlace DS` for describing the location "the place where Cri and Ale got engaged."

In this example, the location "at the Eiffel Tower in the same spot where Cri and Ale were engaged last year" and the event "Spot at the Eiffel Tower" are described in the semantic entities "sem2-loc" and "engagement-event", respectively. The new semantic place ("sem2-loc") can be defined as the same as the `SemanticPlace DS` description of the event "engagement-event" – relation `identifier` to semantic place "Eiffel-loc" (possibility one) - or as being the location where that event took place– relation `locationOf` to the event "engagement-event" (possibility two). In general, if the same semantic entity is described by multiple semantic descriptions, the relationship of the descriptions can be described using the semantic relation `identifier`.

```
<Mpeg7>
    <Description xsi:type="SemanticDescriptionType">
        <Semantics>
            <Label>
                <Name> The place where Cri and Ale got engaged </Name>
            </Label>
            <SemanticBase xsi:type="SemanticPlaceType" id="sem2-loc">
                <Label>
                    <Name> Eiffel Tower </Name>
                </Label>
                <Relation type="urn:mpeg:mpeg7:cs:SemanticRelationCS:2001:identifier"
                    target="#Eiffel-loc"/>
                <Relation type="urn:mpeg:mpeg7:cs:SemanticRelationCS:2001:locationOf"
                    target="#engagement-event"/>
            </SemanticBase>
            <SemanticBase xsi:type="EventType" id="engagement-event">
                <Label>
                    <Name> Engagement </Name>
                </Label>
                <Definition>
                    <FreeTextAnnotation>
                        Engagement of Cri and Ale, at the Eiffel Tower in Paris
                    </FreeTextAnnotation>
                </Definition>
                <Relation type="urn:mpeg:mpeg7:cs:SemanticRelationCS:2001:location"
                    target="#Eiffel-loc"/>
                <Relation type="urn:mpeg:mpeg7:cs:SemanticRelationCS:2001:time"
                    target="#lastyear-time"/>
            </SemanticBase>
```


© ISO/IEC 2003 – All rights reserved
Copyright International Organization for Standardization
Provided by IHS under license with ISO
No reproduction or networking permitted without license from IHS
Not for Resale

```
            <SemanticBase xsi:type="SemanticPlaceType" id="Eiffel-loc">
               <Label>
                  <Name> Spot at the Eiffel Tower </Name>
               </Label>
            </SemanticBase>
            <SemanticBase xsi:type="SemanticTimeType" id="lastyear-time">
               <Label>
                  <Name> Last year </Name>
               </Label>
               <SemanticTimeInterval>
                  <TimePoint origin="now">
                     <Displacement measurementType="length" unit="year" value="1"/>
                     <Direction measurementType="direction" unit="direction"
                        value="before"/>
                  </TimePoint>
               </SemanticTimeInterval>
            </SemanticBase>
         </Semantics>
      </Description>
</Mpeg7>
```

12.3.11 SemanticTime DS

12.3.11.1 Introduction

The SemanticTime DS extends the SemanticBase DS. The SemanticTime DS describes time in a narrative world. The SemanticTime DS is a specialized SemanticBase DS that encapsulates the Time datatype (see clause 6) and semantic relative time information within the SemanticBase DS.

12.3.11.2 SemanticTime DS syntax

```
<!-- ########################################### -->
<!--  Definition of SemanticTime DS (12.3.11)  -->
<!-- ########################################### -->

<!-- Definition of SemanticTime DS -->
<complexType name="SemanticTimeType">
   <complexContent>
      <extension base="mpeg7:SemanticBaseType">
         <sequence>
            <element name="Time" type="mpeg7:TimeType" minOccurs="0"/>
            <element name="SemanticTimeInterval"
                     minOccurs="0" maxOccurs="unbounded">
               <complexType>
                  <sequence>
                     <element name="TimePoint" type="mpeg7:PositionType"
                        minOccurs="0"/>
                     <element name="Duration" type="mpeg7:ExtentType"
                        minOccurs="0"/>
                  </sequence>
               </complexType>
            </element>
         </sequence>
      </extension>
   </complexContent>
</complexType>
```

--`,,```,,,,````-`-`,,`,,`,`,,`---

© ISO/IEC 2003 – All rights reserved

Copyright International Organization for Standardization
Provided by IHS under license with ISO
No reproduction or networking permitted without license from IHS
Not for Resale

12.3.11.3 SemanticTime DS semantics

Semantics of the SemanticTimeType:

Name	*Definition*
SemanticTimeType	Describes time in a narrative world as a time point or a time interval. SemanticTimeType extends SemanticBaseType.
Time	Describes the time point and the duration with numerical attributes of the time (optional).
SemanticTimeInterval	Describes the time point or the duration of an interval of the time (optional).
TimePoint	Semantically describes the time point of the time interval (optional). The Direction element shall indicate what direction to measure the time in from the origin, for instance, "before" or "after".
Duration	Semantically describes the duration of the time interval (optional).

12.3.11.4 SemanticTime DS examples (informative)

The following example illustrates the use of the Time DS in SemanticTime DS for describing the time "10 days starting at 14:13:00 hours, 12 November, 2001".

```
<Mpeg7>
   <Description xsi:type="SemanticDescriptionType">
      <Semantics>
         <Label>
            <Name> 10 days </Name>
         </Label>
         <SemanticBase xsi:type="SemanticTimeType">
            <Label>
               <Name>
                  10 days starting at 14:13:00 hours, 12 November, 2001
               </Name>
            </Label>
            <Time>
               <TimePoint>2001-11-12T14:13+01:00</TimePoint>
               <Duration>P10D</Duration>
            </Time>
         </SemanticBase>
      </Semantics>
   </Description>
</Mpeg7>
```

The following example illustrates the use of the SemanticTimeInterval element in SemanticTime DS for describing the time "4 weeks".

```
<Mpeg7>
   <Description xsi:type="SemanticDescriptionType">
      <Semantics>
         <Label>
            <Name> Description of 4 weeks </Name>
         </Label>
```


© ISO/IEC 2003 – All rights reserved
Copyright International Organization for Standardization
Provided by IHS under license with ISO
No reproduction or networking permitted without license from IHS
Not for Resale

```
            <SemanticBase xsi:type="SemanticTimeType">
                <Label>
                    <Name> 4 weeks </Name>
                </Label>
                <SemanticTimeInterval>
                    <Duration measurementType="length" unit="week" value="4"/>
                </SemanticTimeInterval>
            </SemanticBase>
        </Semantics>
    </Description>
</Mpeg7>
```

The following example illustrates the use of the SemanticTimeInterval element in SemanticTime DS for describing the time "during 1997".

```
<Mpeg7>
    <Description xsi:type="SemanticDescriptionType">
        <Semantics>
            <Label>
                <Name> Description of 1997 </Name>
            </Label>
            <SemanticBase xsi:type="SemanticTimeType">
                <Label>
                    <Name> During 1997 </Name>
                </Label>
                <SemanticTimeInterval>
                    <TimePoint origin="January 1, 1997">
                        <Displacement measurementType="length" unit="year" value="1"/>
                        <Direction measurementType="during" unit="direction"
                            value="after"/>
                    </TimePoint>
                </SemanticTimeInterval>
            </SemanticBase>
        </Semantics>
    </Description>
</Mpeg7>
```

The following example illustrates the use of the SemanticTimeInterval element in SemanticTime DS for describing the time "last year".

```
<Mpeg7>
    <Description xsi:type="SemanticDescriptionType">
        <Semantics>
            <Label>
                <Name> Description of last year </Name>
            </Label>
            <SemanticBase xsi:type="SemanticTimeType">
                <Label>
                    <Name> Last year </Name>
                </Label>
                <SemanticTimeInterval>
                    <TimePoint origin="now">
                        <Displacement measurementType="length" unit="year" value="1"/>
                        <Direction measurementType="direction" unit="direction"
                            value="before"/>
                    </TimePoint>
                </SemanticTimeInterval>
            </SemanticBase>
        </Semantics>
```

© ISO/IEC 2003 – All rights reserved

Copyright International Organization for Standardization
Provided by IHS under license with ISO
No reproduction or networking permitted without license from IHS
Not for Resale

```
    </Description>
</Mpeg7>
```

The following example illustrates the use of the SemanticTimeInterval element in SemanticTime DS for describing the time "the third and fourth day in April".

```
<Mpeg7>
    <Description xsi:type="SemanticDescriptionType">
        <Semantics>
            <Label>
                <Name> Description of April 3 to 4 </Name>
            </Label>
            <SemanticBase xsi:type="SemanticTimeType">
                <Label>
                    <Name> The third and fourth day in April </Name>
                </Label>
                <SemanticTimeInterval>
                    <TimePoint origin="April">
                        <Displacement measurementType="length" unit="day" value="3"/>
                        <Direction measurementType="direction" unit="direction"
                            value="after"/>
                    </TimePoint>
                    <Duration measurementType="length" unit="day" value="2"/>
                </SemanticTimeInterval>
            </SemanticBase>
        </Semantics>
    </Description>
</Mpeg7>
```

The following example illustrates the use of the SemanticTimeInterval element in SemanticTime DS for describing the time "Monday and Friday from 9am to 5pm".

```
<Mpeg7>
    <Description xsi:type="SemanticDescriptionType">
        <Semantics>
            <Label>
                <Name> Description of the time Monday and Friday 9-5 </Name>
            </Label>
            <SemanticBase xsi:type="SemanticTimeType">
                <Label>
                    <Name> Monday and Friday from 9am to 5pm </Name>
                </Label>
                <SemanticTimeInterval>
                    <TimePoint origin="Monday">
                        <Displacement measurementType="length" unit="hour" value="9"/>
                        <Direction measurementType="direction" unit="direction"
                            value="after"/>
                    </TimePoint>
                    <Duration measurementType="length" unit="hour" value="8"/>
                </SemanticTimeInterval>
                <SemanticTimeInterval>
                    <TimePoint origin="Friday">
                        <Displacement measurementType="length" unit="hour" value="9"/>
                        <Direction measurementType="direction" unit="direction"
                            value="after"/>
                    </TimePoint>
                    <Duration measurementType="length" unit="hour" value="8"/>
                </SemanticTimeInterval>
            </SemanticBase>
```


--`,,```,,,,````-`-`,,`,,`,`,,`---
Copyright International Organization for Standardization
Provided by IHS under license with ISO
No reproduction or networking permitted without license from IHS
© ISO/IEC 2003 – All rights reserved
Not for Resale

```
        </Semantics>
    </Description>
</Mpeg7>
```

If a semantic time is complex, relations may relate the time to the semantic entities such as objects and events needed to fully describe it. The following example illustrates the use of the SemanticTime DS for describing the time "in the year 1899 at the same time when the earthquake happened in San Francisco".

In this example, the time "in the year 1899 at the same time when the earthquake happened in San Francisco" and the event "Earthquake in San Francisco in 1899" are described in the semantic entities "sem3-time" and "earthquake-event", respectively. The new semantic time ("sem3-time") can be defined as the same as the SemanticTime DS description of the event "earthquake-event" – relation identifier to semantic time "m3_1899-time" (possibility one) - or as being the time when that event happened –relation timeOf to the event "earthquake-event" (possibility two).

```
<Mpeg7>
    <Description xsi:type="SemanticDescriptionType">
        <Semantics>
            <Label>
                <Name> Description of time of the earthquake </Name>
            </Label>
            <SemanticBase xsi:type="SemanticTimeType" id="sem3-time">
                <Label>
                    <Name> Time </Name>
                </Label>
                <Relation type="urn:mpeg:mpeg7:cs:SemanticRelationCS:2001:identifier"
                    target="#m3_1899-time"/>
                <Relation type="urn:mpeg:mpeg7:cs:SemanticRelationCS:2001:timeOf"
                    target="#earthquake-event"/>
            </SemanticBase>
            <SemanticBase xsi:type="EventType" id="earthquake-event">
                <Label>
                    <Name> Earthquake </Name>
                </Label>
                <Relation type="urn:mpeg:mpeg7:cs:SemanticRelationCS:2001:time"
                    target="#m3_1899-time"/>
                <Relation type="urn:mpeg:mpeg7:cs:SemanticRelationCS:2001:location"
                    target="#sanfran-loc"/>
            </SemanticBase>
            <SemanticBase xsi:type="SemanticTimeType" id="m3_1899-time">
                <Label>
                    <Name> 12 November, 1899 </Name>
                </Label>
                <Time>
                    <TimePoint>1899-11-12T14:13:00</TimePoint>
                    <Duration>PT3M</Duration>
                </Time>
            </SemanticBase>
            <SemanticBase xsi:type="SemanticPlaceType" id="sanfran-loc">
                <Label>
                    <Name> San Francisco </Name>
                </Label>
            </SemanticBase>
        </Semantics>
    </Description>
</Mpeg7>
```

© ISO/IEC 2003 – All rights reserved

Copyright International Organization for Standardization
Provided by IHS under license with ISO
No reproduction or networking permitted without license from IHS
Not for Resale

12.3.12 Semantic entity description tools examples (informative)

The following example illustrates the use of the Semantic DS and other SemanticBase DSs for describing the narrative world of an image as shown in Figure 55. In this example, the AgentObject DS, the Event DS, the SemanticPlace DS, the SemanticTime DS, and the Concept DS describe the people, the event, the place, the time and a concept depicted or symbolized in the image. The semantic description of the image is the following: "Alex is shaking hands with Ana in New York during 1997. The event is showing as comradeship". The example assumes the image and the regions of the two persons have been described using the StillRegion DS and the StillRegionSpatialDecomposition DS.

```
<Mpeg7>
   <Description xsi:type="ContentEntityType">
      <MultimediaContent xsi:type="ImageType">
         <Image id="SR1">
            <SpatialDecomposition gap="true" overlap="false">
               <StillRegion id="SR2">
                  <TextAnnotation>
                     <FreeTextAnnotation> Alex </FreeTextAnnotation>
                  </TextAnnotation>
                  <VisualDescriptor xsi:type="ScalableColorType" numOfCoeff="16"
                     numOfBitplanesDiscarded="0">
                     <Coeff> 1 2 3 4 5 6 7 8 9 0 1 2 3 4 5 6 </Coeff>
                  </VisualDescriptor>
               </StillRegion>
               <StillRegion id="SR3">
                  <TextAnnotation>
                     <FreeTextAnnotation> Ana </FreeTextAnnotation>
                  </TextAnnotation>
                  <VisualDescriptor xsi:type="ScalableColorType" numOfCoeff="16"
                     numOfBitplanesDiscarded="0">
                     <Coeff> 1 2 3 4 5 6 7 8 9 0 1 2 3 4 5 6 </Coeff>
                  </VisualDescriptor>
               </StillRegion>
            </SpatialDecomposition>
         </Image>
      </MultimediaContent>
   </Description>
   <Description xsi:type="SemanticDescriptionType">
      <Semantics>
         <Label>
            <Name>Semantic description of the handshake </Name>
         </Label>
         <SemanticBase xsi:type="EventType" id="EV1">
            <Label>
               <Name>Shake hands</Name>
            </Label>
            <Relation type="urn:mpeg:mpeg7:cs:SemanticRelationCS:2001:agent"
               target="#AO1"/>
            <Relation
               type="urn:mpeg:mpeg7:cs:SemanticRelationCS:2001:accompanier"
               target="#AO2"/>
            <Relation type="urn:mpeg:mpeg7:cs:SemanticRelationCS:2001:property"
               target="#C1"/>
            <Relation type="urn:mpeg:mpeg7:cs:SemanticRelationCS:2001:depictedBy"
               target="#SR1"/>
            <Relation type="urn:mpeg:mpeg7:cs:SemanticRelationCS:2001:location"
               target="#SP1"/>
            <Relation type="urn:mpeg:mpeg7:cs:SemanticRelationCS:2001:time"
               target="#ST1"/>
         </SemanticBase>
```


© ISO/IEC 2003 – All rights reserved
Copyright International Organization for Standardization
Provided by IHS under license with ISO
No reproduction or networking permitted without license from IHS
Not for Resale

```
            <SemanticBase xsi:type="AgentObjectType" id="AO1">
               <Label>
                  <Name>Alex</Name>
               </Label>
               <Relation type="urn:mpeg:mpeg7:cs:SemanticRelationCS:2001:depictedBy"
                  target="#SR2"/>
               <Agent xsi:type="PersonType">
                  <Name>
                     <GivenName>Alex</GivenName>
                  </Name>
               </Agent>
            </SemanticBase>
            <SemanticBase xsi:type="AgentObjectType" id="AO2">
               <Label>
                  <Name>Ana</Name>
               </Label>
               <Relation type="urn:mpeg:mpeg7:cs:SemanticRelationCS:2001:depictedBy"
                  target="#SR3"/>
               <Agent xsi:type="PersonType">
                  <Name>
                     <GivenName>Ana</GivenName>
                  </Name>
               </Agent>
            </SemanticBase>
            <SemanticBase xsi:type="ConceptType" id="C1">
               <Label>
                  <Name> Comradeship</Name>
               </Label>
               <Property>
                  <Name> Partnership</Name>
               </Property>
               <Property>
                  <Name> Friendship</Name>
               </Property>
               <Relation type="urn:mpeg:mpeg7:cs:SemanticRelationCS:2001:symbolizedBy"
                  target="#SR1"/>
            </SemanticBase>
            <SemanticBase xsi:type="SemanticPlaceType" id="SP1">
               <Label>
                  <Name>New York</Name>
               </Label>
               <Place>
                  <!-- more elements here -->
               </Place>
            </SemanticBase>
            <SemanticBase xsi:type="SemanticTimeType" id="ST1">
               <Label>
                  <Name> During 1997 </Name>
               </Label>
               <SemanticTimeInterval>
                  <TimePoint origin="January 1, 1997">
                     <Displacement measurementType="length" unit="year" value="1"/>
                     <Direction measurementType="during" unit="direction"
                        value="after"/>
                  </TimePoint>
               </SemanticTimeInterval>
            </SemanticBase>
         </Semantics>
      </Description>
</Mpeg7>
```

© ISO/IEC 2003 – All rights reserved

Copyright International Organization for Standardization
Provided by IHS under license with ISO
No reproduction or networking permitted without license from IHS
Not for Resale

12.4 Semantic attribute description tools

12.4.1 Introduction

This subclause specifies tools for describing attributes of semantic entities related to abstraction in semantic descriptions and semantic measurements in time and space. The following table summarizes the functionality of each semantic attribute and its application to the different types of semantic entities.

Table 32 — Overview of the semantic attribute description tools

Tool	*Functionality*	*Entities*
`AbstractionLevel datatype`	This tool describes the abstraction performed in the description of a semantic entity.	`SemanticBase DS`
`Extent datatype`	This tool describes the extent or size in semantic terms.	`SemanticPlace DS` `SemanticTime DS`
`Position datatype`	This tool describes the position in semantic terms.	`SemanticPlace DS` `SemanticTime DS`

12.4.2 AbstractionLevel datatype

12.4.2.1 Introduction

The `AbstractionLevel` datatype describes the kind of abstraction that has been performed in a description of a semantic entity (see 12.2). The `AbstractionLevel` datatype applies to the `SemanticBase DS`. When it is not present in the description of a semantic entity, then the description is concrete – it describes the narrative world depicted by multimedia content and references the multimedia content (e.g., through the `MediaOccurrence` element in `SemanticBase DS` or using relations from `SemanticRelation CS`). If the `AbstractionLevel` is present in the description, the description is a media abstraction or a formal abstraction.

12.4.2.2 AbstractionLevel datatype syntax

```
<!-- ################################################ -->
<!--  Definition of AbstractionLevel datatype (12.4.2)  -->
<!-- ################################################ -->

<!-- Definition of AbstractionLevel DS -->
<complexType name="AbstractionLevelType">
    <attribute name="dimension" type="nonNegativeInteger" use="required"/>
</complexType>
```

12.4.2.3 AbstractionLevel datatype semantics

Semantics of the `AbstractionLevelType`:

Name	*Definition*
`AbstractionLevelType`	Describes the abstraction performed in the description of a semantic entity.

Copyright International Organization for Standardization
Provided by IHS under license with ISO
No reproduction or networking permitted without license from IHS
Not for Resale
© ISO/IEC 2003 – All rights reserved

Name	*Definition*
`dimension`	Indicates the level of abstraction of the description. The levels of abstraction are defined as follows: • A value of 0 indicates a media abstraction. A media abstraction is a semantic description that has been separated from the multimedia content, and describes all instances of multimedia content that are similar. • A value of 1 indicates a formal abstraction. A formal abstraction is a semantic description that contains semantic entities acting as variables common to a set of semantic descriptions. • Higher values indicate an abstraction of formal abstractions. In this abstraction, the relevant parts of the description are expressed as graphs.

The usage of `AbstractionLevel` datatype can be summarized as follows: the abstraction level is not used when describing the semantics of a particular instance of multimedia content. In this case, the semantic description is not a class for accessing or indexing multimedia content, it simply describes what is shown in the multimedia content.

The abstraction level can be used when separated from the multimedia content to describe all those instances of multimedia content which share the semantic description. In this case, an abstraction level of 0 indicates this as a *media abstraction*. If one or more (or even all) the specific objects, events or other semantic entities are replaced by classes, the semantic description is a *formal abstraction*, and has an abstraction level of 1. Values higher than one indicates a formal abstraction of the formal abstraction. Values higher than 2 may be used but are increasingly specialized and less common.

12.4.2.4 AbstractionLevel datatype examples (informative)

The following example illustrates the use of the `AbstractionLevel` datatype in the `SemanticBase DS` for describing a media abstraction of the concrete semantic description shown in Figure 55 and discussed in 12.3.12, which is illustrated in Figure 56(a). In this example, the media abstraction is the description "Alex is shaking hands with Ana in NewYork on the 9th of September" with no links to the image; this description is, therefore, applicable to any image or video depicting the event.

```
<!--  Media abstraction: AbstractionLevel dimension = 0  -->
<Mpeg7>
   <Description xsi:type="SemanticDescriptionType">
      <Semantics>
         <AbstractionLevel dimension="0"/>
         <Label>
            <Name>Alex shakes hands with Ana </Name>
         </Label>
         <SemanticBase xsi:type="EventType" id="EV1-MA">
            <Label>
               <Name>Shake hands</Name>
            </Label>
            <Relation type="urn:mpeg:mpeg7:cs:SemanticRelationCS:2001:agent"
               target="#AO1-MA"/>
            <Relation
               type="urn:mpeg:mpeg7:cs:SemanticRelationCS:2001:acccompanier"
               target="#AO2-MA"/>
            <Relation type="urn:mpeg:mpeg7:cs:SemanticRelationCS:2001:property"
               target="#C1-MA"/>
            <Relation type="urn:mpeg:mpeg7:cs:SemanticRelationCS:2001:location"
               target="#SP1-MA"/>
            <Relation type="urn:mpeg:mpeg7:cs:SemanticRelationCS:2001:time"
               target="#ST1-MA"/>
```

© ISO/IEC 2003 – All rights reserved

Copyright International Organization for Standardization
Provided by IHS under license with ISO
No reproduction or networking permitted without license from IHS
Not for Resale

```
            </SemanticBase>
            <SemanticBase xsi:type="AgentObjectType" id="AO1-MA">
               <Label>
                  <Name>Alex</Name>
               </Label>
               <Agent xsi:type="PersonType">
                  <Name>
                     <GivenName>Alex</GivenName>
                  </Name>
               </Agent>
            </SemanticBase>
            <SemanticBase xsi:type="AgentObjectType" id="AO2-MA">
               <Label>
                  <Name>Ana</Name>
               </Label>
               <Agent xsi:type="PersonType">
                  <Name>
                     <GivenName>Ana</GivenName>
                  </Name>
               </Agent>
            </SemanticBase>
            <SemanticBase xsi:type="ConceptType" id="C1-MA">
               <Label>
                  <Name> Comradeship</Name>
               </Label>
               <Property>
                  <Name> Friendship</Name>
               </Property>
            </SemanticBase>
            <SemanticBase xsi:type="SemanticPlaceType" id="SP1-MA">
               <Label>
                  <Name>Columbia University</Name>
               </Label>
            </SemanticBase>
            <SemanticBase xsi:type="SemanticTimeType" id="ST1-MA">
               <Label>
                  <Name>September 9</Name>
               </Label>
            </SemanticBase>
         </Semantics>
      </Description>
   </Mpeg7>
```

The following example illustrates the use of the `AbstractionLevel` datatype in the `SemanticBase DS` for describing a formal abstraction of the concrete semantic description shown in Figure 55 and discussed in 12.3.12, which is illustrated in Figure 56.b. In this example, the formal abstraction is the description "Alex is shaking hands with any woman in NewYork on the 9th of September," where "any woman" is the variable of the formal abstraction.

```
<Mpeg7>
   <Description xsi:type="SemanticDescriptionType">
      <Semantics>
         <AbstractionLevel dimension="1"/>
         <Label>
            <Name>Alex shakes hands with any woman </Name>
         </Label>
         <SemanticBase xsi:type="EventType" id="EV1-FA">
            <Label>
               <Name>Shake hands</Name>
            </Label>
            <Relation type="urn:mpeg:mpeg7:cs:SemanticRelationCS:2001:agent"
```


© ISO/IEC 2003 – All rights reserved
Copyright International Organization for Standardization
Provided by IHS under license with ISO
No reproduction or networking permitted without license from IHS
Not for Resale

```
                target="#AO1-FA"/>
            <Relation
                type="urn:mpeg:mpeg7:cs:SemanticRelationCS:2001:accompanier"
                target="#AO2-FA"/>
            <Relation type="urn:mpeg:mpeg7:cs:SemanticRelationCS:2001:property"
                target="#C1-FA"/>
            <Relation type="urn:mpeg:mpeg7:cs:SemanticRelationCS:2001:location"
                target="#SP1-FA"/>
            <Relation type="urn:mpeg:mpeg7:cs:SemanticRelationCS:2001:time"
                target="#ST1-FA"/>
        </SemanticBase>
        <SemanticBase xsi:type="AgentObjectType" id="AO1-FA">
            <Label>
                <Name>Alex</Name>
            </Label>
            <Agent xsi:type="PersonType">
                <Name>
                    <GivenName>Alex</GivenName>
                </Name>
            </Agent>
        </SemanticBase>
        <SemanticBase xsi:type="AgentObjectType" id="AO2-FA">
            <AbstractionLevel dimension="1"/>
            <Label>
                <Name>Any woman</Name>
            </Label>
        </SemanticBase>
        <SemanticBase xsi:type="AgentObjectType" id="AO1-MA">
            <Label>
                <Name>Alex</Name>
            </Label>
            <Agent xsi:type="PersonType">
                <Name>
                    <GivenName>Alex</GivenName>
                </Name>
            </Agent>
        </SemanticBase>
        <SemanticBase xsi:type="AgentObjectType" id="AO2-MA">
            <Label>
                <Name>Ana</Name>
            </Label>
            <Agent xsi:type="PersonType">
                <Name>
                    <GivenName>Ana</GivenName>
                </Name>
            </Agent>
        </SemanticBase>
        <SemanticBase xsi:type="ConceptType" id="C1-MA">
            <Label>
                <Name> Comradeship</Name>
            </Label>
            <Property>
                <Name> Friendship</Name>
            </Property>
        </SemanticBase>
        <SemanticBase xsi:type="SemanticPlaceType" id="SP1-MA">
            <Label>
                <Name>Columbia University</Name>
            </Label>
        </SemanticBase>
        <SemanticBase xsi:type="SemanticTimeType" id="ST1-MA">
```

© ISO/IEC 2003 – All rights reserved

Copyright International Organization for Standardization
Provided by IHS under license with ISO
No reproduction or networking permitted without license from IHS
Not for Resale

```
            <Label>
               <Name>September 9</Name>
            </Label>
         </SemanticBase>
      </Semantics>
   </Description>
</Mpeg7>
```

The following example illustrates the use of the SemanticRelation CS for creating a concrete semantic description from the formal abstraction above. In this example, the variable "any woman" in the formal abstraction is filled in with the concrete instance "Joana" using the semantic relation exemplifies.

```
<Mpeg7>
   <Description xsi:type="SemanticDescriptionType">
      <Semantics>
         <Label>
            <Name> Alex shaking hands with Joana </Name>
         </Label>
         <MediaOccurrence>
            <MediaLocator>
               <MediaUri>content.mpg</MediaUri>
            </MediaLocator>
         </MediaOccurrence>
         <Relation type="urn:mpeg:mpeg7:cs:SemanticRelationCS:2001:exemplifies"
            target="#SM1-FA"/>
         <SemanticBase xsi:type="AgentObjectType" id="AO3">
            <Label>
               <Name> Joana </Name>
            </Label>
            <Relation type="urn:mpeg:mpeg7:cs:SemanticRelationCS:2001:exemplifies"
               target="#AO2-FA"/>
            <Agent xsi:type="PersonType">
               <Name>
                  <GivenName>Joana</GivenName>
               </Name>
            </Agent>
         </SemanticBase>
      </Semantics>
   </Description>
</Mpeg7>
```

12.4.3 Extent datatype

12.4.3.1 Introduction

The Extent datatype describes the size or extent in semantic terms. The Extent datatype applies to the SemanticPlace DS and the SemanticTime DS.

12.4.3.2 Extent datatype syntax

```
<!-- ######################################### -->
<!--  Definition of Extent datatype (12.4.3)  -->
<!-- ######################################### -->

<!-- Definition of Extent datatype -->
<complexType name="ExtentType">
   <attribute name="measurementType" type="string" use="required"/>
```


Copyright International Organization for Standardization
Provided by IHS under license with ISO
No reproduction or networking permitted without license from IHS
Not for Resale
© ISO/IEC 2003 – All rights reserved

```
    <attribute name="unit" type="string" use="required"/>
    <attribute name="value" type="string" use="required"/>
</complexType>
```

12.4.3.3 Extent datatype semantics

Semantics of the `ExtentType`:

Name	*Definition*
`ExtentType`	Describes the size or the extent with respect to a measurement type.
`measurementType`	Indicates the type of extent. Examples of measurement types are "length," "weight," and "temperature".
`unit`	Indicates the unit of the value attribute.
`value`	Indicates the value of the extent.

12.4.4 Position datatype

12.4.4.1 Introduction

The `Position` datatype describes the position in semantic terms. The `Position` datatype applies to the `SemanticPlace DS` and the `SemanticTime DS`.

12.4.4.2 Position datatype syntax

```
<!-- ########################################### -->
<!--  Definition of Position datatype (12.4.4)  -->
<!-- ########################################### -->

<!-- Definition of Position datatype -->
<complexType name="PositionType">
    <sequence>
        <element name="Displacement" type="mpeg7:ExtentType" minOccurs="0"/>
        <element name="Direction" type="mpeg7:ExtentType" minOccurs="0"/>
    </sequence>
    <attribute name="origin" type="string" use="optional"/>
</complexType>
```

--`,,```,,,,````-`-`,,`,,`,`,,`---
© ISO/IEC 2003 – All rights reserved
Copyright International Organization for Standardization
Provided by IHS under license with ISO
No reproduction or networking permitted without license from IHS
Not for Resale

12.4.4.3 Position datatype semantics

Semantics of the `PositionType`:

Name	*Definition*
`PositionType`	Describes the position, for example, time point, location, or altitude.
`Displacement`	Describes the distance from the origin of the position (optional).
`Direction`	Describes the direction or the angular displacement from the origin of the position (optional).
`origin`	Indicates the origin with respect to which the displacement and direction of the position are measured (optional).

12.5 Semantic relation classification schemes

12.5.1 Introduction

This subclause specifies classification schemes for describing semantic relations. Table 26 provides an overview of the semantic relation classification scheme. The semantic relations describe semantic information that relates entities such as the relationship of events in a narrative, or relationship of an object to multimedia content that depicts the object.

Table 33 — Overview of the classification schemes for semantic relations

Tools	*Functionality*
`SemanticRelation CS`	This classification scheme specifies semantic relations. The semantic relations describe semantic information that relates entities such as the relationship of events in a narrative, or relationship of an object to multimedia content that depicts the object.

12.5.2 SemanticRelation CS

12.5.2.1 Introduction

The `SemanticRelation CS` defines semantic relations. The semantic relations describe semantic information that relates entities such as the relationship of events in a narrative, or relationship of an object to multimedia content that depicts the object. In the following specification of the `SemanticRelation CS`, symbol *A* refers to the source of the relation and symbol *B* refers to the target of the relation.

12.5.2.2 SemanticRelation CS syntax

```
<!-- ################################################ -->
<!--  Definition of SemanticRelation CS (12.5.2)   -->
<!-- ################################################ -->

<ClassificationScheme uri="urn:mpeg:mpeg7:cs:SemanticRelationCS:2001">
   <Header xsi:type="DescriptionMetadataType">
   <Comment>
      <FreeTextAnnotation xml:lang="en">
```


© ISO/IEC 2003 – All rights reserved
Copyright International Organization for Standardization
Provided by IHS under license with ISO
No reproduction or networking permitted without license from IHS
Not for Resale

```
            Semantic relations
        </FreeTextAnnotation>
    </Comment>
    </Header>
    <Term termID="key">
        <Definition>
            A key B if and only if B is a key for accessing A.
        </Definition>
    </Term>
    <Term termID="keyFor">
        <Definition> Inverse relation of key </Definition>
    </Term>
    <Term termID="annotates">
        <Definition>
            A annotates B if and only if A is an annotation or description of B.
        </Definition>
    </Term>
    <Term termID="annotatedBy">
        <Definition> Inverse relation of annotates </Definition>
    </Term>
    <Term termID="shows">
        <Definition>
            A shows B if and only if A has an appearance in or is perceivable in B.
        </Definition>
    </Term>
    <Term termID="appearIn">
        <Definition> Inverse relation of shows </Definition>
    </Term>
    <Term termID="references">
        <Definition>
            A references B if and only if A refers to B and B does not appear in A.
        </Definition>
    </Term>
    <Term termID="referencedBy">
        <Definition> Inverse relation of references </Definition>
    </Term>
    <Term termID="quality">
        <Definition>
            A quality B if and only if B is a quality of one or more properties of A.
        </Definition>
    </Term>
    <Term termID="qualityOf">
        <Definition> Inverse relation of quality </Definition>
    </Term>
    <Term termID="symbolizes">
        <Definition>
            A symbolizes B if and only if A is a symbol of B.
        </Definition>
    </Term>
    <Term termID="symbolizedBy">
        <Definition> Inverse relation of symbolizes </Definition>
    </Term>
    <Term termID="location">
        <Definition>
            A location B if and only if B is a location of A.
        </Definition>
    </Term>
    <Term termID="locationOf">
        <Definition> Inverse relation of location </Definition>
    </Term>
```

© ISO/IEC 2003 – All rights reserved

Copyright International Organization for Standardization
Provided by IHS under license with ISO
No reproduction or networking permitted without license from IHS
Not for Resale

```
    <Term termID="source">
       <Definition>
          A source B if and only if B is a source location of A.
       </Definition>
    </Term>
    <Term termID="sourceOf">
       <Definition> Inverse relation of source </Definition>
    </Term>
    <Term termID="destination">
       <Definition>
          A destination B if and only if B is a destination location of A.
       </Definition>
    </Term>
    <Term termID="destinationOf">
       <Definition> Inverse relation of destination </Definition>
    </Term>
    <Term termID="path">
       <Definition>
          A path B if and only if B is a path of A.
       </Definition>
    </Term>
    <Term termID="pathOf">
       <Definition> Inverse relation of path </Definition>
    </Term>
    <Term termID="time">
       <Definition>
          A time B if and only if B is a time of A.
       </Definition>
    </Term>
    <Term termID="timeOf">
       <Definition> Inverse relation of time </Definition>
    </Term>
    <Term termID="depicts">
       <Definition>
          A depicts B if and only if A is a depiction of B.
       </Definition>
    </Term>
    <Term termID="depictedBy">
       <Definition> Inverse relation of depicts </Definition>
    </Term>
    <Term termID="represents">
       <Definition>
          A represents B if and only if A is a representation of or symbolizes,
          in some sense, B.
       </Definition>
    </Term>
    <Term termID="representedBy">
       <Definition> Inverse relation of represents </Definition>
    </Term>
    <Term termID="context">
       <Definition>
          A context B if and only if B is a context or surrounding or
          contributing circumstances for A
       </Definition>
    </Term>
    <Term termID="contextFor">
       <Definition> Inverse relation of context </Definition>
    </Term>
    <Term termID="interprets">
       <Definition>
```


Copyright International Organization for Standardization
Provided by IHS under license with ISO
No reproduction or networking permitted without license from IHS
Not for Resale
© ISO/IEC 2003 – All rights reserved

```
            A interprets B if and only if A is an interpretation of B.
        </Definition>
    </Term>
    <Term termID="interpretedBy">
        <Definition> Inverse relation of interprets </Definition>
    </Term>
    <Term termID="agent">
        <Definition>
            A agent B if and only if B is an agent of or performs or initiates A.
        </Definition>
    </Term>
    <Term termID="agentOf">
        <Definition> Inverse relation of agent </Definition>
    </Term>
    <Term termID="patient">
        <Definition>
            A patient B if and only if B is affected by or undergoes the action of A.
        </Definition>
    </Term>
    <Term termID="patientOf">
        <Definition> Inverse relation of patient </Definition>
    </Term>
    <Term termID="experiencer">
        <Definition>
            A experiencer B if and only if B is an experiencer of or
            passively perceives a stimulus from A.
        </Definition>
    </Term>
    <Term termID="experiencerOf">
        <Definition> Inverse relation of experiencer </Definition>
    </Term>
    <Term termID="stimulus">
        <Definition>
            A stimulus B if and only if B is a stimulus of A.
        </Definition>
    </Term>
    <Term termID="stimulusOf">
        <Definition> Inverse relation of stimulus </Definition>
    </Term>
    <Term termID="causer">
        <Definition>
            A causer B if and only if B is a causer of A and B is not an agent of A
        </Definition>
    </Term>
    <Term termID="causerOf">
        <Definition> Inverse relation of causer </Definition>
    </Term>
    <Term termID="goal">
        <Definition>
            A goal B if and only if B is the goal or objective of A.
        </Definition>
    </Term>
    <Term termID="goalOf">
        <Definition> Inverse relation of goal </Definition>
    </Term>
    <Term termID="beneficiary">
        <Definition>
            A beneficiary B if and only if B is the beneficiary of A such as
            by some action of A.
        </Definition>
```

© ISO/IEC 2003 – All rights reserved

Copyright International Organization for Standardization
Provided by IHS under license with ISO
No reproduction or networking permitted without license from IHS
Not for Resale

```
    </Term>
    <Term termID="beneficiaryOf">
       <Definition> Inverse relation of beneficiary </Definition>
    </Term>
    <Term termID="theme">
       <Definition>
          A theme B if and only if B is a theme or topic of A.
       </Definition>
    </Term>
    <Term termID="themeOf">
       <Definition> Inverse relation of theme </Definition>
    </Term>
    <Term termID="result">
       <Definition>
          A result B if and only if B is a result of A.
       </Definition>
    </Term>
    <Term termID="resultOf">
       <Definition> Inverse relation of result </Definition>
    </Term>
    <Term termID="instrument">
       <Definition>
          A instrument B if and only if B is an instrument of or is employed by A.
       </Definition>
    </Term>
    <Term termID="instrumentOf">
       <Definition> Inverse relation of instrument </Definition>
    </Term>
    <Term termID="accompanier">
       <Definition>
          A accompanier B if and only if B is an accompanier or joint agent of A,
          but B is not an initiator of A.
       </Definition>
    </Term>
    <Term termID="accompanierOf">
       <Definition> Inverse relation of accompanier </Definition>
    </Term>
    <Term termID="combination">
       <Definition>
          A0 combination A1, A2, … An if and only if A0 is a combination of
          A1, A2, … A3.
       </Definition>
    </Term>
    <Term termID="summarizes">
       <Definition>
          A summarizes B if and only if A is a summary of B.
       </Definition>
    </Term>
    <Term termID="summarizedBy">
       <Definition> Inverse relation of summarizes </Definition>
    </Term>
    <Term termID="specializes">
       <Definition>
          A specializes B if and only if A is a specialization in meaning of B.
       </Definition>
    </Term>
    <Term termID="generalizes">
       <Definition> Inverse relation of specializes </Definition>
    </Term>
    <Term termID="similar">
```

-`,,```,,,,````-`-`,,`,,`,`,,`---

Copyright International Organization for Standardization
Provided by IHS under license with ISO
No reproduction or networking permitted without license from IHS
Not for Resale
© ISO/IEC 2003 – All rights reserved

```
        <Definition>
            A similar B if and only if A is similar to or synonymous with B.
        </Definition>
    </Term>
    <Term termID="opposite">
        <Definition>
            A opposite B if and only if A is opposite in meaning to B.
        </Definition>
    </Term>
    <Term termID="exemplifies">
        <Definition>
            A exemplifies B if and only if A is an example of B.
        </Definition>
    </Term>
    <Term termID="exemplifiedBy">
        <Definition> Inverse relation of exemplifies </Definition>
    </Term>
    <Term termID="interchangeable">
        <Definition>
            A interchangeable B if and only if A is interchangeable with or
            can be substituted for B.
        </Definition>
    </Term>
    <Term termID="identifier">
        <Definition>
            A identifier B if and only if A = B.
        </Definition>
    </Term>
    <Term termID="part">
        <Definition>
            A part B if and only if B is a part of A, or if and only if
            there exists a C such that (A union C) refines B.  In other words,
            B is part of A if and only if A is a "meaningful" entity that is
            contained by B.
        </Definition>
    </Term>
    <Term termID="partOf">
        <Definition> Inverse relation of part </Definition>
    </Term>
    <Term termID="contrasts">
        <Definition>
            A contrasts B if and only if A is a contrast of B.
        </Definition>
    </Term>
        <Term termID="property">
        <Definition>
            A property B if and only if B is a property of if is used to qualify A.
        </Definition>
    </Term>
    <Term termID="propertyOf">
        <Definition> Inverse relation of property </Definition>
    </Term>
    <Term termID="user">
        <Definition>
            A user B if and only if B is a user of A.
        </Definition>
    </Term>
    <Term termID="userOf">
        <Definition> Inverse relation of user </Definition>
    </Term>
```

--`,,```,,,,````-`-`,,`,,`,`,,`---

© ISO/IEC 2003 – All rights reserved

Copyright International Organization for Standardization
Provided by IHS under license with ISO
No reproduction or networking permitted without license from IHS
Not for Resale

```
    <Term termID="component">
       <Definition>
          A component B if and only if B is a functional component of A.
       </Definition>
    </Term>
    <Term termID="componentOf">
       <Definition> Inverse relation of component </Definition>
    </Term>
    <Term termID="substance">
       <Definition>
          A substance B if and only if B is a substance or constituent of A,
          and B permeates A.
       </Definition>
    </Term>
    <Term termID="substanceOf">
       <Definition> Inverse relation of substance </Definition>
    </Term>
    <Term termID="entails">
       <Definition>
          A entails B if and only if B is a necessary condition for A to happen.
    </Definition>
    </Term>
    <Term termID="entailedBy">
       <Definition> Inverse relation of entails </Definition>
    </Term>
    <Term termID="manner">
       <Definition>
          A manner B if and only if B is a manner or adverb of A.
       </Definition>
    </Term>
    <Term termID="mannerOf">
       <Definition> Inverse relation of manner </Definition>
    </Term>
    <Term termID="state">
       <Definition>
          A state B if and only if B is a state of or provides the parameters
          to describe the state of A.
       </Definition>
    </Term>
    <Term termID="stateOf">
       <Definition> Inverse relation of state </Definition>
    </Term>
    <Term termID="influences">
       <Definition>
          A influences B if and only if B has a dependency on A, or in other words,
          there is a formula that relates the parameters of B to the parameters of A.
       </Definition>
    </Term>
    <Term termID="dependsOn">
       <Definition> Inverse relation of influences </Definition>
    </Term>
    <Term termID="membershipFunction">
       <Definition>
          A memberhsipFunction B if and only if A is a relation, and B
          is a membership function that governs the strength of A.
       </Definition>
    </Term>
</ClassificationScheme>
```


Copyright International Organization for Standardization
Provided by IHS under license with ISO
No reproduction or networking permitted without license from IHS
Not for Resale
© ISO/IEC 2003 – All rights reserved

12.5.2.3 SemanticRelation CS semantics

Table 34 defines the semantics of the relations in the `SemanticRelation CS`. Each entry in Table 34 identifies the name of the relation and its inverse relation, defines the relation mathematically, describes its properties (optional), and gives examples of its use. The inverse relations are defined as follows: "*B Relation C*" is equivalent to "*C InverseRelation B*", where *B* is the source and *C* is the target of the *Relation*, and *C* is the source and *B* is the target of the *InverseRelation*. This definition applies also in the case of each *n*-ary relation that has an inverse relation, where *B=(b1, …, bn*) is the *n*-tuple of sources and *C=(c1, …, cm)* is the *m*-tuple of the targets of the *Relation*.

Table 34 — Semantics of relations in the `SemanticRelation CS`

Relation Name	*Inverse Relation*	*Definition*	*Examples (Informative)*
`key`	`keyFor`	A `key` B if and only if B is a key for accessing A.	Video segment A `key` image B, which means that the image is a key for accessing the video segment.
`annotates`	`annotatedBy`	A `annotates` B if and only if A is an annotation or description of B.	Audio segment B `annotates` image A, which means that the audio segment provides an annotation or description of the image.
`shows`	`appearsIn`	A `shows` B if and only if A has an appearance in or is perceivable in B.	Image B `shows` object "car", which means that the car appears in the image.
`references`	`referencedBy`	A `references` B if and only if A refers to B and B does not appear in A.	Video B `references` object "car's engine", which means that the video refers to the car's engine.
`quality`	`qualityOf`	A `quality` B if and only if B is a quality of one or more properties of A.	Object "fire engine" `quality` red color, which means that the color red is a quality of fire engines.
`symbolizes`	`symbolizedBy`	A `symbolizes` B if and only if A is a symbol of B.	An image showing zeros and ones `symbolizes` object "computers", which means that the image is a symbol of computers.
`location`	`locationOf`	A `location` B if and only if B is a location of A.	In the description, "Mary receives a flower in the street," the event "receive" `location` semantic place "street", which means that the street is the location of the receiving event.

© ISO/IEC 2003 – All rights reserved

Copyright International Organization for Standardization
Provided by IHS under license with ISO
No reproduction or networking permitted without license from IHS
Not for Resale

Relation Name	*Inverse Relation*	*Definition*	*Examples (Informative)*
source	sourceOf	A source B if and only if B is a source location of A.	In the example "John moved the box from the floor to table," the event "move" source semantic place "floor", which means that the floor is the source location of the moving event.
destination	destinationOf	A destination B if and only if B is a destination location of A.	In the description, "Mary moved from California to Toronto," the event "move" destination semantic place "Toronto", which means that Toronto is the destination location of the event move.
path	pathOf	A path B if and only if B is a path of A.	In the description "The train travelled along the track," event "travel" path semantic place "track", which means that the track is the path of the event travel.
time	timeOf	A time B if and only if B is a time of A.	In the description "Mary was born on Christmas," event "born" time semantic time "Christmas", which means that Christmas is the time of the birth event.
depicts	depictedBy	A depicts B if and only if A is a depiction of B.	Object “painting” depicts narrative world "glass with water", which means that the painting is a depiction of the glass with water.
represents	representedBy	A represents B if and only if A is a representation of or symbolizes in some sense B.	Object "Statue of Liberty" represents concept "liberty", which means that the Statue of Liberty represents the concept of liberty.
context	contextFor	A context B if and only if B is a context or surrounding or contributing circumstances for A	Event "Rosa Parks' bus ride" context concept "civil rights struggle," which means that the civil rights struggle is the context for Rosa Parks' bus ride.

© ISO/IEC 2003 – All rights reserved
Copyright International Organization for Standardization
Provided by IHS under license with ISO
No reproduction or networking permitted without license from IHS
Not for Resale

Relation Name	*Inverse Relation*	*Definition*	*Examples (Informative)*
`interprets`	`interpretedBy`	A `interprets` B if and only if A is an interpretation of B.	Concept "law enforcement" `interprets` event "policeman arresting a suspected killer", which means that law enforcement is an interpretation of the arrest event.
`agent`	`agentOf`	A `agent` B if and only if B is an agent of or performs or initiates A.	In the description "Peter gives the book to Mary," the event "give" `agent` object "Peter", which means that Peter is the agent of the giving.
`patient`	`patientOf`	A `patient` B if and only if B is affected by or undergoes the action of A.	In the description "Peter gives the book to Mary," the event "give" `patient` object "book", which means that the book is the patient of the giving.
`experiencer`	`experiencerOf`	A `experiencer` B if and only if B is an experiencer of or passively perceives a stimulus from A.	In the description "John hates pizza," the event "hate" `experiencer` object "John", which means that John is the experiencer of the hate.
`stimulus`	`stimulusOf`	A `stimulus` B if and only if B is a stimulus of A.	In the description, "The boy sees the barking dog," the event "see" `stimulus` object "dog", which means that the barking dog is the stimulus of the seeing.
`causer`	`causerOf`	A `causer` B if and only if B is a causer of A and B is not an agent of A	In the description "Lightening strikes the tree," the event "strike" `causer` object "lightening" means that lightening is the causer of the strike.
`goal`	`goalOf`	A `goal` B if and only if B is the goal or objective of A.	In the description "Mary receives a flower," the event "receive" `goal` object "Mary", which means that Mary is the goal of the receiving.
`beneficiary`	`beneficiaryOf`	A `beneficiary` B if and only if B is the beneficiary of A such as by some action of A.	In the description "John bakes a cake for Mary," the event "bake" `beneficiary` object "Mary", which means that Mary is the beneficiary of the baking.

© ISO/IEC 2003 – All rights reserved

Copyright International Organization for Standardization
Provided by IHS under license with ISO
No reproduction or networking permitted without license from IHS
Not for Resale

Relation Name	*Inverse Relation*	*Definition*	*Examples (Informative)*
`theme`	`themeOf`	A `theme` B if and only if B is a theme or topic of A.	In the description "the boy talks about the dog," the event "talk" `theme` object "dog", which means that the dog is the theme of the boy's talking.
`result`	`resultOf`	A `result` B, if and only if B is a result of A.	In the description "John bakes a cake," the event "bake" `result` object "cake", which means that the cake is the result of the baking.
`instrument`	`instrumentOf`	A `instrument` B if and only if B is an instrument of or is employed by A.	In the description, "Mary cut the salami with a knife" the event "cut" `instrument` object "knife", which means that that the knife is the instrument of the cutting.
`accompanier`	`accompanierOf`	A `accompanier` B if and only if B is an accompanier or joint agent of A, but B is not an initiator of A.	In the description, "John travelled to France with Mary," the event "travel" `accompanier` object "Mary", which means that Mary is the accompanier of the travelling.
`combination`	-	A0 `combination` A1, A2, … An if and only if A0 is a combination of A1, A2, … A3.	Object "amphibious vehicle" `combination` objects "car," "boat," and "plane".
`summarizes`	`summarizedBt`	A `summarizes` B if and only if A is a summary of B.	In the description "Jim got hurt, he broke his leg and arm," the event "hurt" `summarizes` event "broke his leg and arm", which means that getting hurt is the summary of the breaking of a leg and an arm.
`specializes`	`generalizes`	A `specializes` B if and only if A is a specialization in meaning of B.	Object "dog" `specializes` object "mammal", which means that dog is a specialization of a mammal.
`similar`	`similar`	A `similar` B if and only if A is similar to or synonymous with B.	Object "car" `similar` object "automobile".

--`,,```,,,,````-`-`,,`,,`,`,,`---

© ISO/IEC 2003 – All rights reserved
Copyright International Organization for Standardization
Provided by IHS under license with ISO
No reproduction or networking permitted without license from IHS
Not for Resale

Relation Name	*Inverse Relation*	*Definition*	*Examples (Informative)*
opposite	opposite	A opposite B if and only if A is opposite in meaning to B.	Color "white" opposite color "black".
exemplifies	exemplifiedBy	A exemplifies B if and only if A is an example of B.	Object "Bill Clinton" exemplifies concept "former world leader", which means that Bill Clinton is an example of a former world leader.
interchangeable	interchangeable	A interchangeable B if and only if A is interchangeable with or can be substituted for B.	Object "car" interchangeable object "Cadillac," which means that the car and Cadillac are synonymous in the context of the description.
identifier	identifier	A identifier B if and only if A = B.	Agent object "Maria, 25 years old" identifier Agent object "Maria, 1 year old."
part	partOf	A part B if and only if B is a part of A, or in other words, if there exists a C such that (A union C) refines B. In other words, B is part of A if and only if A is a "meaningful" entity that is contained by B.	Semantic place "New York City" part semantic place "Manhattan," which means that Manhattan is part of New York City.
contrasts	contrasts	A contrasts B if and only if A is a contrast of B.	The color segments in "The Wizard of Oz" contrasts the sepia segments," which means that there is a contrast between the segments.
property	propertyOf	A property B if and only if B is a property of if is used to qualify A.	Object "banana" property concept "ripeness," which means that the banana is ripe.

--`,,```,,,,````-`-`,,`,,`,`,,`---

© ISO/IEC 2003 – All rights reserved

Copyright International Organization for Standardization
Provided by IHS under license with ISO
No reproduction or networking permitted without license from IHS
Not for Resale

Relation Name	*Inverse Relation*	*Definition*	*Examples (Informative)*
`user`	`userOf`	A `user` B if and only if B is a user of A.	The concept metaphor "blossoming" `user` concept "maturing".
`component`	`componentOf`	A `component` B if and only if B is a functional component of A.	Object "car" `component` object "wheel," which means that the wheel is a functional component of the car.
`substance`	`substanceOf`	A `substance` B if and only if B is a substance or constituent of A, and B permeates A.	object "martini" `substance` object "gin," which means that gin is a substance of a martini.
`entails`	`entailedBy`	A `entails` B if and only if B is a necessary condition for A to happen.	Event "divorce" `entails` event "marriage", which means that marriage is a necessary condition for divorce.
`manner`	`mannerOf`	A `manner` B if and only if B is a manner or adverb of A.	Event "talk" `manner` concept "whisper," which means that whispering is a manner of talking.
`state`	`stateOf`	A `state` B if and only if B is a state of or provides the parameters to describe the state of A.	In the description "The sunset is 90% orange," the semantic state event "sunset" `state` "90% orange".
`influences`	`dependsOn`	A `influences` B if and only if B has a dependency on A, or in other words, there is a formula that relates the parameters of B to the parameters of A.	Color B `influences` color A by the formula A=0.2*B, which means that color A has a dependency on color B.

Copyright International Organization for Standardization
Provided by IHS under license with ISO
No reproduction or networking permitted without license from IHS
Not for Resale
© ISO/IEC 2003 – All rights reserved

Relation Name	*Inverse Relation*	*Definition*	*Examples (Informative)*
membershipFunction	-	A memberhsipFunction B if and only if A is a relation, and B is a membership function that governs the strength of A.	The relation property between object "banana" and concept "ripeness" membershipFunction semantic state "cognitive color," which means that the cognitive color governs the strength of the ripeness of the banana.

12.5.2.4 SemanticRelation CS examples (informative)

The following example illustrates the use of the SemanticRelations CS and the Graph DS for describing the relation that object *A* agentOf event *B*.

```
<Mpeg7>
   <Description xsi:type="SemanticDescriptionType">
      <Semantics>
         <Label>
            <Name> Example 1 </Name>
         </Label>
         <SemanticBase xsi:type="ObjectType" id="objectA">
            <Label>
               <Name> Object A </Name>
            </Label>
         </SemanticBase>
         <SemanticBase xsi:type="EventType" id="eventB">
            <Label>
               <Name> Event B </Name>
            </Label>
         </SemanticBase>
         <Graph>
            <Node id="nodeA" href="#objectA"/>
            <Node id="nodeB" href="#eventB"/>
            <!-- Edge from a->b -->
            <Relation type="urn:mpeg:mpeg7:cs:SemanticRelationCS:2001:agentOf"
               source="#nodeA" target="#nodeB"/>
         </Graph>
      </Semantics>
   </Description>
</Mpeg7>
```

The following example illustrates the use of the SemanticRelation CS and the SemanticBase DS for describing the relation that object C causerOf event D.

```
<Mpeg7>
   <Description xsi:type="SemanticDescriptionType">
      <Semantics>
         <Label>
            <Name> Example 2 </Name>
         </Label>
         <SemanticBase xsi:type="ObjectType" id="objectC">
            <Label>
               <Name> Object C </Name>
```

© ISO/IEC 2003 – All rights reserved

Copyright International Organization for Standardization
Provided by IHS under license with ISO
No reproduction or networking permitted without license from IHS
Not for Resale

```
            </Label>
            <Relation type="urn:mpeg:mpeg7:cs:SemanticRelationCS:2001:causerOf"
               target="#eventD"/>
         </SemanticBase>
         <SemanticBase xsi:type="EventType" id="eventD">
            <Label>
               <Name> Event D </Name>
            </Label>
         </SemanticBase>
      </Semantics>
   </Description>
</Mpeg7>
```

The following example illustrates the use of the `Relation DS` and several semantic relations for describing the semantics of an image showing a Mayan vessel as follows: "The vessel is an example of Maya art created in Guatemala in the 8th Century. The vessel's height is 14 cm and it has several paintings. The paintings show the realm of the lords of death with a death figure that dances and another figure that holds an axe and a handstone. The paintings represent sacrifice".

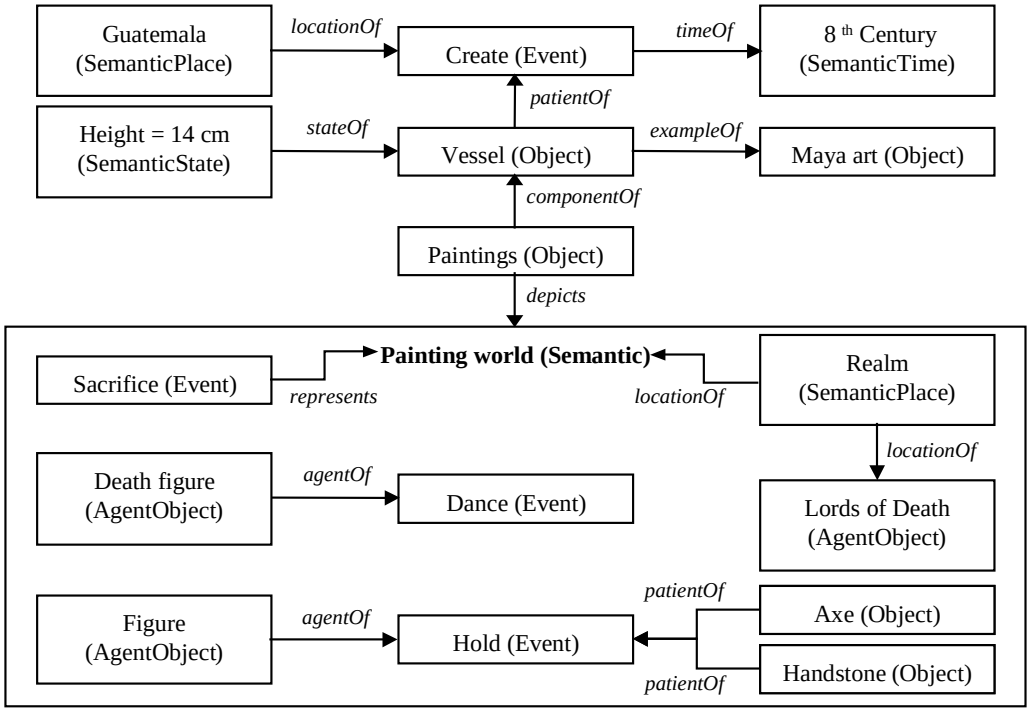

Figure 57 — Example semantic description of a Mayan vessel

The semantic description uses several semantic entities described using DSs derived from the `SemanticBase DS` as indicated within parenthesis in Figure 57 related by several semantic relations.

```
<Mpeg7>
   <Description xsi:type="SemanticDescriptionType">
      <Semantics>
         <Label>
            <Name>Maya vessel</Name>
         </Label>
         <!--  Semantic entities  -->
         <SemanticBase xsi:type="EventType" id="Create">
            <Label>
               <Name>Create</Name>
```


© ISO/IEC 2003 – All rights reserved
Copyright International Organization for Standardization
Provided by IHS under license with ISO
No reproduction or networking permitted without license from IHS
Not for Resale

```
            </Label>
        </SemanticBase>
        <SemanticBase xsi:type="SemanticPlaceType" id="Guatemala">
            <Label>
                <Name>Guatemala</Name>
            </Label>
        </SemanticBase>
        <SemanticBase xsi:type="SemanticTimeType" id="Century8">
            <Label>
                <Name>8th Century</Name>
            </Label>
        </SemanticBase>
        <SemanticBase xsi:type="ObjectType" id="Vessel">
            <Label>
                <Name>Vessel</Name>
            </Label>
        </SemanticBase>
        <SemanticBase xsi:type="ObjectType" id="MayaArt">
            <Label>
                <Name>Maya art</Name>
            </Label>
        </SemanticBase>
        <SemanticBase xsi:type="ObjectType" id="Paintings">
            <Label>
                <Name>Paintings</Name>
            </Label>
        </SemanticBase>
        <SemanticBase xsi:type="SemanticStateType" id="Height">
            <Label>
                <Name> Height </Name>
            </Label>
            <AttributeValuePair>
                <Attribute>
                    <Name> Height </Name>
                </Attribute>
                <Unit>
                    <Name> cm </Name>
                </Unit>
                <IntegerValue>14</IntegerValue>
            </AttributeValuePair>
        </SemanticBase>
        <SemanticBase xsi:type="SemanticType" id="PaintingWorld">
            <Label>
                <Name> World in the paintings </Name>
            </Label>
            <SemanticBase xsi:type="SemanticPlaceType" id="Realm">
                <Label>
                    <Name>Realm</Name>
                </Label>
            </SemanticBase>
            <SemanticBase xsi:type="AgentObjectType" id="DeathLords">
                <Label>
                    <Name>Lords of Death</Name>
                </Label>
            </SemanticBase>
            <SemanticBase xsi:type="EventType" id="Sacrifice">
                <Label>
                    <Name>Sacrifice</Name>
                </Label>
            </SemanticBase>
            <SemanticBase xsi:type="EventType" id="Dance">
```

--`,,```,,,,````-`-`,,`,,`,`,,`---

© ISO/IEC 2003 – All rights reserved

Copyright International Organization for Standardization
Provided by IHS under license with ISO
No reproduction or networking permitted without license from IHS
Not for Resale

```
            <Label>
               <Name>Dance</Name>
            </Label>
         </SemanticBase>
         <SemanticBase xsi:type="EventType" id="Hold">
            <Label>
               <Name>Hold</Name>
            </Label>
         </SemanticBase>
         <SemanticBase xsi:type="AgentObjectType" id="DeathFigure">
            <Label>
               <Name>Death figure</Name>
            </Label>
         </SemanticBase>
         <SemanticBase xsi:type="AgentObjectType" id="Figure">
            <Label>
               <Name>Figure</Name>
            </Label>
         </SemanticBase>
         <SemanticBase xsi:type="ObjectType" id="Axe">
            <Label>
               <Name>Axe</Name>
            </Label>
         </SemanticBase>
         <SemanticBase xsi:type="ObjectType" id="Handstone">
            <Label>
               <Name>Handstone</Name>
            </Label>
         </SemanticBase>
         <!--  Semantic relation graph within "PaintingWorld"  -->
         <Graph>
            <Relation
               type="urn:mpeg:mpeg7:cs:SemanticRelationCS:2001:locationOf"
               source="#Realm" target="#PaintingWorld"/>
            <Relation
               type="urn:mpeg:mpeg7:cs:SemanticRelationCS:2001:representedBy"
               source="#Realm" target="#DeathLords"/>
            <Relation
               type="urn:mpeg:mpeg7:cs:SemanticRelationCS:2001:represents"
               source="#Sacrifice" target="#PaintingWorld"/>
            <Relation
               type="urn:mpeg:mpeg7:cs:SemanticRelationCS:2001:agentOf"
               source="#DeathFigure" target="#Dance"/>
            <Relation
               type="urn:mpeg:mpeg7:cs:SemanticRelationCS:2001:agentOf"
               source="#Figure" target="#Hold"/>
            <Relation
               type="urn:mpeg:mpeg7:cs:SemanticRelationCS:2001:patientOf"
               source="#Axe" target="#Hold"/>
            <Relation
               type="urn:mpeg:mpeg7:cs:SemanticRelationCS:2001:patientOf"
               source="#Handstone" target="#Hold"/>
         </Graph>
      </SemanticBase>
      <!--  Semantic relation graph  -->
      <Graph>
         <Relation
            type="urn:mpeg:mpeg7:cs:SemanticRelationCS:2001:locationOf"
            source="#Guatemala" target="#Create"/>
         <Relation type="urn:mpeg:mpeg7:cs:SemanticRelationCS:2001:timeOf"
            source="#Century8" target="#Create"/>
```


Copyright International Organization for Standardization
Provided by IHS under license with ISO
No reproduction or networking permitted without license from IHS
Not for Resale
© ISO/IEC 2003 – All rights reserved

```
            <Relation type="urn:mpeg:mpeg7:cs:SemanticRelationCS:2001:exemplifies"
               source="#Vessel" target="#MayaArt"/>
            <Relation
               type="urn:mpeg:mpeg7:cs:SemanticRelationCS:2001:componentOf"
               source="#Paintings" target="#Vessel"/>
            <Relation type="urn:mpeg:mpeg7:cs:SemanticRelationCS:2001:stateOf"
               source="#Height" target="#Vessel"/>
            <Relation type="urn:mpeg:mpeg7:cs:SemanticRelationCS:2001:depicts"
               source="#Paintings" target="#PaintingWorld"/>
         </Graph>
      </Semantics>
   </Description>
</Mpeg7>
```

13 Navigation and access tools

13.1 Introduction

Clause 13 specifies description tools for navigation and access of multimedia content.

Table 35 — Overview of Navigation and Access Tools

Tool	*Functionality*
Summarization	Describes multimedia summaries and abstracts for efficient browsing and navigation of multimedia content (e.g. based on key video clips, key frames etc). See 13.2.
Partitions, Views and View Decompositions	Describes partitions, views and decompositions of image, video, and audio signals in space, time and frequency (e.g. low-resolution views or sub-regions of images). See 13.3.
Variations	Describes the relationships between different variations of multimedia content (e.g. conversion, revisions, summaries, etc). See 13.4.

13.2 Summarization

13.2.1 Introduction

Subclause 13.2 specifies tools for describing summaries that facilitate discovery, browsing, navigation, visualization and sonification of multimedia content. The Summarization tools enable fast and effective browsing and navigation of multimedia content by providing access to a set of multimedia summaries. Each multimedia summary is used to convey the essential information about the original (source) multimedia content. The following are the key summarization concepts.

- **Source content**: the original multimedia content that is being summarized, parts of which may be used in a summary. A source content item can be identified using one or more unique identifiers and can be located using one or more media locators (e.g., a URL and/or time stamps). One or more (distinct) source content items may be used in a single summary (e.g., a single audio summary can be created for multiple songs).

- **Summary content**: parts or components of the source content that are used to create a summary. Examples of such components are key video clips, key audio clips and key frames. These parts of the original content are located using time stamp elements, defined with respect to the time base of the source content. Summary content may also include alternative or external content that is not physically part of the source content to represent (parts of) the source content. Such content may be located using media locators (e.g., a URL).

© ISO/IEC 2003 – All rights reserved

Copyright International Organization for Standardization
Provided by IHS under license with ISO
No reproduction or networking permitted without license from IHS
Not for Resale

- **Summary**: an abstract, extract or digest of the source content that conveys the essential information of the source content. A summary is a composite of the summary content that can be presented to a user. For example, a summary may simply be a concatenation of key video clips taken directly from the source content, where each clip is defined by its start time and duration. A summary may have its own time base, which allows for presenting the summary content at increased or decreased speeds. Multiple summaries can be specified for a single piece of multimedia content, without the need for generating or storing multiple versions of the source content.

Subclause 13.2 specifies the following tools.

Table 36 — Overview of Summarization Tools

Tools	*Functionality*
Hierarchical Summary	Describes summaries of time-varying audio, video or audiovisual data that support sequential and hierarchical navigation. Hierarchical summaries are composed of audio, video, or audiovisual clips, as well as their key frames and key sounds. For example, a highlight summary of television content can be composed using the `HierarchicalSummary` DS.
Sequential Summary	Describes summaries of time-varying audio, video or audiovisual data that support sequential navigation. Sequential summaries are composed of images or video-frames and audio clips, which can be synchronized and presented to the user at varying speeds. For example, a variable-speed fast-forward of video, or an audio-slideshow can be composed using the `SequentialSummary` DS.

An overview of the tools specified in subclause 13.2 is given in Figure 58. The `Summarization` DS is used to specify a set of summaries, where each summary is specified using the `Summary` DS. The `HierarchicalSummary` DS and the `SequentialSummary` DS each extend the `Summary` DS. The `Summary` DS is abstract.

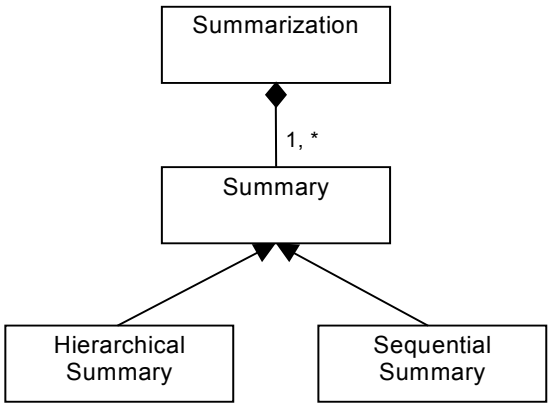

Figure 58 — Overview of Summarization tools

13.2.2 Summarization DS

13.2.2.1 Introduction

The `Summarization` DS is used to describe a set of summaries to enable rapid browsing, navigation, visualization and sonification of multimedia content. Each summary is specified using the `Summary` DS.

© ISO/IEC 2003 – All rights reserved
Copyright International Organization for Standardization
Provided by IHS under license with ISO
No reproduction or networking permitted without license from IHS
Not for Resale

13.2.2.2 Summarization DS syntax

```
<!-- ########################################### -->
<!--  Definition of Summarization DS (13.2.2)  -->
<!-- ########################################### -->

<!-- Definition of Summarization DS -->
<complexType name="SummarizationType">
   <complexContent>
      <extension base="mpeg7:DSType">
         <sequence>
            <element name="Summary" type="mpeg7:SummaryType"
               minOccurs="1" maxOccurs="unbounded"/>
         </sequence>
      </extension>
   </complexContent>
</complexType>
```

13.2.2.3 Summarization DS semantics

Semantics of the `SummarizationType`:

Name	*Definition*
`SummarizationType`	Specifies a set of `Summary` elements.
`Summary`	Describes a summary of multimedia content or a related group of summaries. See 13.2.3.

13.2.2.4 Summarization DS examples (informative)

The following example describes a set of two summaries: the first summary is a `HierarchicalSummary`, and the second summary is a `SequentialSummary`. Subelements of the `HierarchicalSummary` and `SequentialSummary` are introduced in later subclauses.

Note: XML comments are used in the examples below to replace description details.

```
<Summarization>
   <Summary xsi:type="HierarchicalSummaryType" components="keyVideoClips"
      hierarchy="independent">
      <SummarySegmentGroup>
         <SummarySegment> <!-- video clip #1 --> </SummarySegment>
         <SummarySegment> <!-- video clip #2 --> </SummarySegment>
      </SummarySegmentGroup>
   </Summary>
   <Summary xsi:type="SequentialSummaryType" components="audio">
      <AudioSummaryComponent> <!-- audio clip #1 --> </AudioSummaryComponent>
      <AudioSummaryComponent> <!-- audio clip #2 --> </AudioSummaryComponent>
   </Summary>
</Summarization>
```

--`,,```,,,,````-`-`,,`,,`,`,,`---

© ISO/IEC 2003 – All rights reserved

Copyright International Organization for Standardization
Provided by IHS under license with ISO
No reproduction or networking permitted without license from IHS
Not for Resale

13.2.3 Summary DS

13.2.3.1 Introduction

The Summary DS is used to describe a summary of multimedia content. The Summary DS is an abstract DS, from which the HierarchicalSummary DS and the SequentialSummary DS are derived. A summary may be associated with an entire multimedia content item or with a segment from the content, or with multiple content items. A summary may contain references to the description of the original (source) multimedia content being summarized, as well as an identifier and/or a locator of the original (source) multimedia content.

13.2.3.2 Summary DS syntax

```
<!-- ################################### -->
<!--  Definition of Summary DS (13.2.3)  -->
<!-- ################################### -->

<!-- Definition of Summary DS -->
<complexType name="SummaryType" abstract="true">
   <complexContent>
      <extension base="mpeg7:DSType">
         <sequence>
            <element name="Name" type="mpeg7:TextualType"
               minOccurs="0" maxOccurs="unbounded"/>
            <element name="SourceID" type="mpeg7:UniqueIDType"
               minOccurs="0"/>
            <element name="SourceLocator" type="mpeg7:TemporalSegmentLocatorType"
               minOccurs="0"/>
            <element name="SourceInformation" type="mpeg7:ReferenceType"
               minOccurs="0"/>
         </sequence>
      </extension>
   </complexContent>
</complexType>
```

13.2.3.3 Summary DS semantics

Semantics of the SummaryType:

Name	*Definition*
SummaryType	An abstract DS from which the following description schemes are derived: • HierarchicalSummary DS. See 13.2.4 - 13.2.7. • SequentialSummary DS. See 13.2.8 - 13.2.11.
Name	Indicates an identifying or descriptive name of the summary. Multiple instances of this element may be present, where each element shall contain the same name expressed in different languages.
SourceID	Identifies the original (source) multimedia content that is being summarized. May be used if all the components in the summary are associated with source content with the same identifier.

© ISO/IEC 2003 – All rights reserved
Copyright International Organization for Standardization
Provided by IHS under license with ISO
No reproduction or networking permitted without license from IHS
Not for Resale

Name	*Definition*
`SourceLocator`	Locates the original (source) multimedia content that is being summarized. May be used if all the components in the summary are associated with source content with the same locator.
`SourceInformation`	References an element of a description of the original (source) multimedia content.

13.2.4 HierarchicalSummary DS

13.2.4.1 Introduction

The `HierarchicalSummary` DS is used to describe summary content that can be grouped and organized into hierarchies to form multiple summaries. A diagram of the `HierarchicalSummary` DS is given in Figure 59. The `HierarchicalSummary` DS may be used to form a group of summaries, where each summary represents an alternative view of the source content and is represented using the `SummarySegmentGroup` DS. The `SummarySegmentGroup` DS is used to define a group of `SummarySegments`, which correspond to temporal segments of the source content. The `HierarchicalSummary` DS may be used to organize summaries into a tree-structured hierarchy, describing the content at multiple levels of detail, from coarse summaries to detailed summaries. Nodes in a hierarchy are described using the `SummarySegmentGroup` DS.

Note: a basic, yet functional, instance of the `HierarchicalSummary` DS may contain a single summary without any hierarchy.

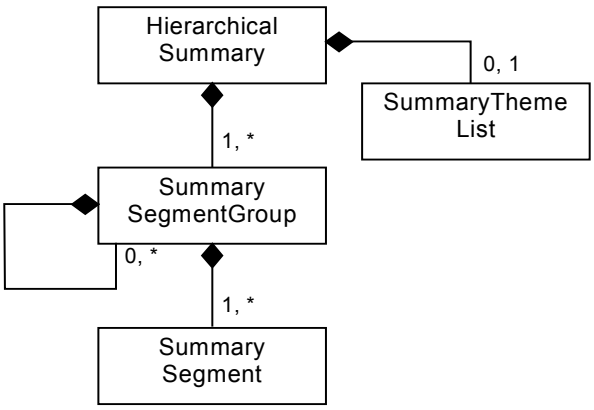

Figure 59 — The HierarchicalSummary DS

Summaries constructed using the `HierarchicalSummary` DS contain summary components, such as key AV clips, key video clips, key audio clips, key frames, key sounds and key themes. The types of components used in a `HierarchicalSummary` may be indicated using a list attribute. The components themselves are constructed using `SummarySegmentGroup`, `SummarySegment` and `SummaryThemeList` elements.

13.2.4.2 HierarchicalSummary DS syntax

```
<!-- ################################################ -->
<!--  Definition of HierarchicalSummary DS (13.2.4)  -->
<!-- ################################################ -->

<!-- Definition of HierarchicalSummary DS -->
<complexType name="HierarchicalSummaryType">
   <complexContent>
      <extension base="mpeg7:SummaryType">
```

© ISO/IEC 2003 – All rights reserved

Copyright International Organization for Standardization
Provided by IHS under license with ISO
No reproduction or networking permitted without license from IHS
Not for Resale

```
            <sequence>
               <element name="SummaryThemeList" type="mpeg7:SummaryThemeListType"
                  minOccurs="0"/>
               <choice minOccurs="1" maxOccurs="unbounded">
                  <element name="SummarySegmentGroup"
                     type="mpeg7:SummarySegmentGroupType"/>
                  <element name="SummarySegmentGroupRef"
                     type="mpeg7:ReferenceType"/>
               </choice>
            </sequence>
            <attribute name="components" use="optional">
               <simpleType>
                  <list>
                     <simpleType>
                        <restriction base="NMTOKEN">
                           <enumeration value="keyAudioVisualClips"/>
                           <enumeration value="keyVideoClips"/>
                           <enumeration value="keyAudioClips"/>
                           <enumeration value="keyFrames"/>
                           <enumeration value="keySounds"/>
                           <enumeration value="keyThemes"/>
                        </restriction>
                     </simpleType>
                  </list>
               </simpleType>
            </attribute>
            <attribute name="hierarchy" use="required">
               <simpleType>
                  <restriction base="NMTOKEN">
                     <enumeration value="independent"/>
                     <enumeration value="dependent"/>
                  </restriction>
               </simpleType>
            </attribute>
         </extension>
      </complexContent>
   </complexType>
```

13.2.4.3 HierarchicalSummary DS semantics

Semantics of the `HierarchicalSummaryType`:

Name	*Definition*
`HierarchicalSummaryType`	Specifies a group of summaries that contain summary components structured in a hierarchy. A `HierarchicalSummary` element contains `SummarySegmentGroup` elements, each of which defines a single, complete summary.
`SummaryThemeList`	Describes a list of textual themes associated with parts of the `HierarchicalSummary`. See 13.2.5.
`SummarySegmentGroup`	Describes a single summary, which can consist of a hierarchy of components. Each `SummarySegmentGroup` element in a `HierarchicalSummary` represents an alternative view on the content and may form the root node of a tree-structured hierarchy. A `SummarySegmentGroup` element may contain child `SummarySegmentGroup` elements, each forming a node in the tree structure. See 13.2.6.

Copyright International Organization for Standardization
Provided by IHS under license with ISO
No reproduction or networking permitted without license from IHS
Not for Resale
© ISO/IEC 2003 – All rights reserved

Name	*Definition*
SummarySegmentGroupRef	References a SummarySegmentGroup element that describes a single summary. See SummarySegmentGroup above.
components	A list of the types of summary components included in a HierarchicalSummary (optional). The types allowed are defined as follows. • *keyAudioVisualClips* - The summaries shall contain key audiovisual clips, possibly ordered hierarchically. Such AV clips form an audiovisual summary of a particular duration. A key audiovisual clip can be an AV segment from the source content, or from external media. • *keyVideoClips* - The summaries shall contain key video clips, possibly ordered hierarchically. Such video clips form a video summary of a particular duration. A key video clip can be a video segment from the source content, or from external media. • *keyAudioClips* - The summaries shall contain key audio clips, possibly ordered hierarchically. Such audio clips form an audio summary of a particular duration. A key audio clip can be an audio segment from the source content, or from external media. • *keyFrames* - The summaries shall contain key frames, possibly ordered hierarchically. A summary may contain more key frames at each subsequent level of its hierarchy, to provide different levels of detail. A key frame can be a specific frame from a video segment, or an image that is not in the source content, possibly a synthetic image (pre-composed from multiple images). • *keySounds* - The summaries shall contain key sounds, possibly ordered hierarchically. A summary may contain more key sounds at each subsequent level of its hierarchy, to provide different levels of detail. A key sound may correspond to keywords in speech, sound effects, emotional sounds, exploding sounds, specific instrument sounds, and possibly synthetic sounds, either from the source content of from external media. • *keyThemes* - The summaries shall contain video clips, audio clips and/or AV clips, possibly ordered hierarchically, as well as textual descriptions of associated events or themes. Each summary is a collection of video clips and/or audio clips referring to particular key events or themes. Key events or themes may be described textually by keywords.
hierarchy	Indicates the type of the hierarchy with respect to the parent-child relationships between nodes at different levels of the tree-structured hierarchy. Nodes in the hierarchy are described using the SummarySegmentGroup DS. This attribute may be used to eliminate unnecessary duplication of information, i.e., SummarySegment elements, in the nodes of a tree. The types of a hierarchy are defined as follows. • *independent* - The information in the nodes on a single level of a hierarchy completely describes a particular summary, without reference to the information in the parent nodes of these nodes. Information in the parent nodes shall not be re-used in the children nodes. That is, the SummarySegment elements contained in SummarySegmentGroup elements at a single level of a tree shall be combined to form a summary at that level of detail.

© ISO/IEC 2003 – All rights reserved

Copyright International Organization for Standardization
Provided by IHS under license with ISO
No reproduction or networking permitted without license from IHS
Not for Resale

Name	Definition
	• *dependent* - The information in children nodes in a hierarchy adds to, or refines, the information in the parent nodes. Information in the parent nodes shall be re-used in the children nodes. That is, the `SummarySegment` elements contained in all `SummarySegmentGroup` elements from the root to a particular level shall be combined to form a summary at that level of detail. Note: the value of this attribute may be ignored if none of the `SummarySegmentGroup` elements of a `HierarchicalSummary` contain children `SummarySegmentGroup` elements.

13.2.4.4 HierarchicalSummary DS examples (informative)

The `HierarchicalSummary` DS is built from temporal segments of audio, video or AV data, each of which is described by a `SummarySegment`. Each `SummarySegment` contains locators to the audio, video or AV data, to provide access to the associated key video clip or key audio clip, to key frames and to key sounds and may also contain textual annotation referring to key themes. `SummarySegments` are grouped into a single summary using the `SummarySegmentGroup` DS. For example, in Figure 60, the `HierarchicalSummary` contains two summaries, where the first summary consists of four `SummarySegments` and the second summary consists of three `SummarySegments`. Such summaries may correspond to two different themes and may provide alternative views of the source content, grouped together using the `HierarchicalSummary` DS. The description of this example is provided in subclause 13.2.6.

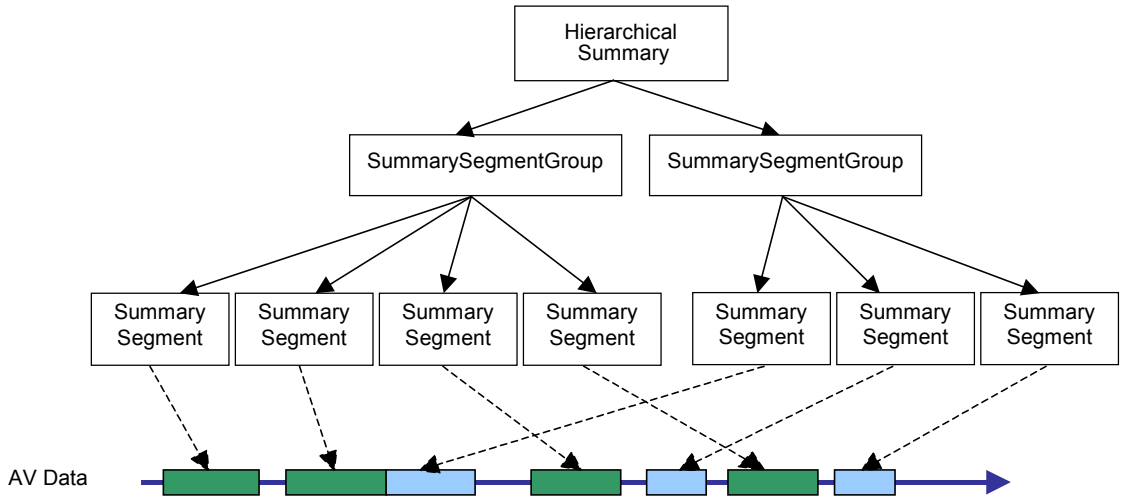

Figure 60 — Illustration of a HierarchicalSummary containing two summaries, each described by a SummarySegmentGroup. In this example, each SummarySegment refers to a key audiovisual clip

The `HierarchicalSummary` DS can be used to summarize content at different levels of detail. The following is an example of a `HierarchicalSummary` description, which contains a summary with key video clips that are structured in multi-level fashion. The type of components in this summary is indicated using the `components` attribute, enabling applications to quickly identify the type of summary and the data contained therein. Since the value of the `hierarchy` attribute of this `HierarchicalSummary` is "dependent", elements of a hierarchical summary at level 1 add more video clips to the summary at level 0. Thus, each level in the hierarchy accumulates more information to provide a longer and more extensive video summary. The `SourceLocator` element refers to the original (source) video that is being summarized. The `SourceInformation` element refers to another description of the original (source) video. The actual summary components are specified using `SummarySegment` elements in the `SummarySegmentGroup` DS, specified in subclause 13.2.6.

© ISO/IEC 2003 – All rights reserved
Copyright International Organization for Standardization
Provided by IHS under license with ISO
No reproduction or networking permitted without license from IHS
Not for Resale

```
<HierarchicalSummary components="keyVideoClips" hierarchy="dependent">
   <SourceLocator>      <!-- source video -->
      <MediaUri>file://disk/video001.mpg</MediaUri>
   </SourceLocator>
   <SourceInformation idref="videosegment001"/>
   <SummarySegmentGroup level="0">
      <SummarySegment>  <!-- segment #1 at level 0 --> </SummarySegment>
      <SummarySegment>  <!-- segment #2 at level 0 --> </SummarySegment>
      <SummarySegment>  <!-- segment #3 at level 0 --> </SummarySegment>
      <SummarySegmentGroup level="1">
         <SummarySegment>  <!-- segment #1 at level 1 --> </SummarySegment>
      </SummarySegmentGroup>
   </SummarySegmentGroup>
</HierarchicalSummary>
```

13.2.5 SummaryThemeList DS

13.2.5.1 Introduction

The `SummaryThemeList` DS is used to describe a set of textual themes or events associated with summaries of multimedia content. Such themes may be associated with particular key frames, key video clips, key audio clips or with entire summaries containing sequences of such components. Each theme or event is labeled with an identifier, which can be referred to in other parts of a `HierarchicalSummary` description. Furthermore, one can represent a tree of themes by specifying a related, conceptually broader, theme as being the parent of a particular theme.

13.2.5.2 SummaryThemeList DS syntax

```
<!-- ############################################ -->
<!--  Definition of SummaryThemeList DS (13.2.5)  -->
<!-- ############################################ -->

<!-- Definition of SummaryThemeList DS -->
<complexType name="SummaryThemeListType">
   <complexContent>
      <extension base="mpeg7:DSType">
         <sequence>
            <element name="SummaryTheme" minOccurs="1" maxOccurs="unbounded">
               <complexType>
                  <simpleContent>
                     <extension base="mpeg7:TextualType">
                        <attribute name="id" type="ID"
                           use="required"/>
                        <attribute name="parentID" type="IDREF"
                           use="optional"/>
                     </extension>
                  </simpleContent>
               </complexType>
            </element>
         </sequence>
      </extension>
   </complexContent>
</complexType>
```

© ISO/IEC 2003 – All rights reserved

Copyright International Organization for Standardization
Provided by IHS under license with ISO
No reproduction or networking permitted without license from IHS
Not for Resale

13.2.5.3 SummaryThemeList DS semantics

Semantics of the SummaryThemeListType:

Name	*Definition*
SummaryThemeListType	Defines a set of SummaryTheme elements.
SummaryTheme	Describes an event or theme in textual form, in terms of which a part of the content can be summarized.
id	Identifies the SummaryTheme element.
parentID	References another SummaryTheme element that corresponds to the parent or super-theme in a hierarchical index of themes (optional). Shall refer to the id attribute of a SummaryTheme element.

13.2.5.4 SummaryThemeList DS examples (informative)

The following is an example of a SummaryThemeList, which contains a set of themes (e.g., certain kinds of events) for a sports news program.

Note: this example describes a tree-structured representation of summary themes, as indicated by the parentID attributes. This structure is similar to an index and captures the themes in the multimedia content, allowing users to navigate the content accordingly. As shown in the last theme of the example ("John's favorite scenes"), a theme can be user-specific.

```
<SummaryThemeList>
   <SummaryTheme xml:lang="en" id="item0"> baseball </SummaryTheme>
   <SummaryTheme xml:lang="en" id="item01" parentID="item0">
                                          home run </SummaryTheme>
   <SummaryTheme xml:lang="en" id="item1"> basketball </SummaryTheme>
   <SummaryTheme xml:lang="en" id="item11" parentID="item1">
                                          three-pointer </SummaryTheme>
   <SummaryTheme xml:lang="en" id="item12" parentID="item1">
                                          slam dunk </SummaryTheme>
   <SummaryTheme xml:lang="en" id="item2"> soccer </SummaryTheme>
   <SummaryTheme xml:lang="en" id="item3"> John's favorite scenes </SummaryTheme>
</SummaryThemeList>
```

13.2.6 SummarySegmentGroup DS

13.2.6.1 Introduction

The SummarySegmentGroup DS is used to describe a summary (or parts of a summary) by referring to a sequence of segments from the source content (such as video, audio, or AV clips) with associated images (such as key frames) and sounds (such as key sounds). Each segment in a summary is described by a SummarySegment element. The SummarySegmentGroup DS can be used to construct video summaries, audio summaries, or audiovisual summaries. A SummarySegmentGroup may correspond to, for example, a summary with particular time duration or a particular set of events. A SummarySegmentGroup may contain children SummarySegmentGroup elements in order to construct summaries with more detail, i.e., summaries of longer duration, or summaries containing additional key frames. Thus, a coarse-to-fine hierarchy of summaries can be formed by embedding SummarySegmentGroup elements recursively, forming an ordered tree. Each child SummarySegmentGroup element is a node of the tree and has one parent; the root of the tree is a

© ISO/IEC 2003 – All rights reserved
Copyright International Organization for Standardization
Provided by IHS under license with ISO
No reproduction or networking permitted without license from IHS
Not for Resale

SummarySegmentGroup element of the HierarchicalSummary. The SummarySegmentGroup DS contains a number of attributes to indicate the level of detail of the information contained within a SummarySegmentGroup element.

13.2.6.2 SummarySegmentGroup DS syntax

```
<!-- ################################################ -->
<!--  Definition of SummarySegmentGroup DS (13.2.6)   -->
<!-- ################################################ -->

<!-- Definition of SummarySegmentGroup DS -->
<complexType name="SummarySegmentGroupType">
   <complexContent>
      <extension base="mpeg7:DSType">
         <sequence>
            <element name="Name" type="mpeg7:TextualType"
               minOccurs="0" maxOccurs="unbounded"/>
            <element name="Caption" type="mpeg7:TextualType"
               minOccurs="0" maxOccurs="unbounded"/>
            <choice minOccurs="1" maxOccurs="unbounded">
               <element name="SummarySegment" type="mpeg7:SummarySegmentType"/>
               <element name="SummarySegmentRef" type="mpeg7:ReferenceType"/>
            </choice>
            <choice minOccurs="0" maxOccurs="unbounded">
               <element name="SummarySegmentGroup"
                  type="mpeg7:SummarySegmentGroupType"/>
               <element name="SummarySegmentGroupRef" type="mpeg7:ReferenceType"/>
            </choice>
         </sequence>
         <attribute name="level" type="integer"
            use="optional"/>
         <attribute name="duration" type="mpeg7:mediaDurationType"
            use="optional"/>
         <attribute name="numOfKeyFrames" type="nonNegativeInteger"
            use="optional"/>
         <attribute name="fidelity" type="mpeg7:zeroToOneType"
            use="optional"/>
         <attribute name="themeIDs" type="IDREFS"
            use="optional"/>
      </extension>
   </complexContent>
</complexType>
```

13.2.6.3 SummarySegmentGroup DS semantics

Semantics of the SummarySegmentGroupType:

Name	*Definition*
SummarySegmentGroupType	Specifies a single summary or part of a summary. A SummarySegmentGroup contains a set of SummarySegment elements that form (part of) a summary. A SummarySegmentGroup element may contain children SummarySegmentGroup elements, in which case a tree-structured hierarchy of summary components is formed. Each such tree has a single root node that is part of a HierarchicalSummary element and all nodes in a single tree describe the same summary (at different levels of detail).

© ISO/IEC 2003 – All rights reserved

Copyright International Organization for Standardization
Provided by IHS under license with ISO
No reproduction or networking permitted without license from IHS
Not for Resale

Name	*Definition*
Name	Indicates an identifying or descriptive name of a summary or part of a summary specified by a SummarySegmentGroup element. Multiple instances of this element may be present, where each element shall contain the same name expressed in different languages.
Caption	Explanatory comment or caption accompanying a summary or part of a summary specified by a SummarySegmentGroup element. Multiple instances of this element may be present, where each element shall contain the same caption in different languages.
SummarySegment	Describes a summary segment by its key audiovisual clip, or key video clip and/or key audio clip, its key frames, key sounds and key themes. Multiple SummarySegment elements may be included in a SummarySegmentGroup element. The navigation or presentation order of SummarySegment elements within a summary is defined by the order of these elements in a SummarySegmentGroup element, unless explicitly indicated otherwise by order attributes in the SummarySegment elements. See 13.2.7.
SummarySegmentRef	References a SummarySegment element that describes a summary segment. See the definition of SummarySegment above.
SummarySegmentGroup	Describes a child SummarySegmentGroup that describes the current summary in more detail. Children SummarySegmentGroups are used to form a tree-structured hierarchy of summary components. A summary at a particular level of detail shall be constructed by combining the summary components from all children SummarySegmentGroup nodes at the same level in a single tree, and, optionally, adding the summary components from all their ancestor nodes. If the hierarchy of the hierarchical summary tree is "independent", the summary components (key audiovisual clips, key video clips, key audio clips, key frames and key sounds) in all SummarySegmentGroup nodes at the same level of a single tree shall be combined to define a single summary. If the hierarchy is "dependent", the summary components in all SummarySegmentGroup nodes at a particular level shall be added to the components of their ancestor nodes (in a single tree) to define a single, complete summary. In the latter case, all nodes up to a particular level in the tree contribute to a summary at a particular level of detail.
SummarySegmentGroupRef	References a SummarySegmentGroup element that describes the current summary in more detail. See SummarySegmentGroup above.
level	Indicates the level of a SummarySegmentGroup node in a hierarchy (optional). The root (SummarySegmentGroup) node in a hierarchy shall have level 0, its children (SummarySegmentGroup) nodes shall have level 1, and so forth.
duration	Indicates the total temporal duration of the key clips contained in the set of SummarySegment elements of a SummarySegmentGroup (optional). In case of an AV summary, shall indicate the total duration of key audiovisual clips. In case of a video summary, shall indicate the total duration of key video clips. In case of an audio summary, shall indicate the total duration of key audio clips.
numOfKeyFrames	Indicates the total number of key frames contained in the set of SummarySegment elements of a SummarySegmentGroup (optional).
fidelity	Indicates how well the information in a SummarySegmentGroup is represented by the information in its parent SummarySegmentGroup element, on a numerical scale between 0.0 and 1.0 (optional). Values closer to 1.0 correspond to better representations of this element by the associated parent element, while values closer to 0.0 correspond to worse representations.

© ISO/IEC 2003 – All rights reserved
Copyright International Organization for Standardization
Provided by IHS under license with ISO
No reproduction or networking permitted without license from IHS
Not for Resale

Name	*Definition*
themeIDs	A list of references to SummaryThemes that correspond to key themes (key events) common to the SummarySegmentGroup element and all of its children SummarySegmentGroup and SummarySegment elements (optional). Each reference shall refer to the id attribute of a SummaryTheme element.

13.2.6.4 SummarySegmentGroup DS examples (informative)

The following is an example of a set of two video summaries referring to particular events in a program, in particular "slam dunks" and "three-point shots" in a basketball game. This description corresponds to the diagram shown in Figure 60. The first summary contains four AV clips, each showing a slam dunk; the second summary contains three AV clips, each showing a three-point shot. By grouping the clips into summaries of events, a user may choose to view only the clips of slam dunks; alternatively, the user may view all three-point shots.

Note: in this case, there is no notion of hierarchy in the underlying real-world events.

```
<HierarchicalSummary components="keyAudioVisualClips keyThemes"
   hierarchy="independent">
   <SourceInformation idref="mediainstance1"/>
   <SummaryThemeList>
      <SummaryTheme xml:lang="en" id="E0"> slam dunk </SummaryTheme>
      <SummaryTheme xml:lang="en" id="E1"> 3-point shot </SummaryTheme>
   </SummaryThemeList>
   <SummarySegmentGroup id="summary001" themeIDs="E0">
      <Name>Slam dunks</Name>
      <Caption>The L.A. Lakers scored four slam dunks in the second half.</Caption>
      <SummarySegment> <!-- segment #1 with slam dunk --> </SummarySegment>
      <SummarySegment> <!-- segment #2 with slam dunk --> </SummarySegment>
      <SummarySegment> <!-- segment #3 with slam dunk --> </SummarySegment>
      <SummarySegment> <!-- segment #4 with slam dunk --> </SummarySegment>
   </SummarySegmentGroup>
   <SummarySegmentGroup id="summary002" themeIDs="E1">
      <Name>3-Point shots</Name>
      <Caption>The L.A. Lakers scored three 3-point shots in this game.</Caption>
      <SummarySegment> <!-- segment #1 with 3-pt shot --> </SummarySegment>
      <SummarySegment> <!-- segment #2 with 3-pt shot --> </SummarySegment>
      <SummarySegment> <!-- segment #3 with 3-pt shot --> </SummarySegment>
   </SummarySegmentGroup>
</HierarchicalSummary>
```

The following is an example of a hierarchical video summary consisting of a set of video clips organized into two levels. At the top level (i.e., level 0), the summary has a duration of 40 seconds and consists of only two video clips. At the second level (i.e., level 1), the summary has a duration of 100 seconds and consists of five video clips.

Note: the coarse and the fine summary share two video clips, but these common clips are specified only once, by utilizing a dependent hierarchical structure (hierarchy is "dependent").

```
<HierarchicalSummary components="keyVideoClips" hierarchy="dependent">
   <SourceInformation idref="program001"/>
   <SummarySegmentGroup id="highlight001" level="0" duration="PT40S">
      <SummarySegment> <!-- segment #1 at level 0 --> </SummarySegment>
      <SummarySegment> <!-- segment #2 at level 0 -->  </SummarySegment>
      <SummarySegmentGroup id="highlight002" level="1" duration="PT1M40S">
         <SummarySegment> <!-- segment #1 at level 1 -->  </SummarySegment>
         <SummarySegment> <!-- segment #2 at level 1 -->  </SummarySegment>
         <SummarySegment> <!-- segment #3 at level 1 -->  </SummarySegment>
```

--`,,```,,,,````-`-`,,`,,`,`,,`---

© ISO/IEC 2003 – All rights reserved

Copyright International Organization for Standardization
Provided by IHS under license with ISO
No reproduction or networking permitted without license from IHS
Not for Resale

```
      </SummarySegmentGroup>
   </SummarySegmentGroup>
</HierarchicalSummary>
```

13.2.7 SummarySegment DS

13.2.7.1 Introduction

The SummarySegment DS is used to describe a temporal segment of multimedia content. As illustrated in Figure 61, the KeyAudioVisualClip element may be used to locate an AV component directly; alternatively, the KeyVideoClip element and KeyAudioClip element may be used to locate audio and visual components separately. Other alternatives are to use only the KeyVideoClip or only the KeyAudioClip element. The KeyAudioVisualClip element can be used in an AV summary. The KeyVideoClip can be used in an AV summary or in a video-only summary. The KeyAudioClip can be used in an AV summary or in an audio-only summary. If KeyVideoClip and KeyAudioClip are both used in a single SummarySegment, the audio and video data located should be presented to the user starting at the same time.

Furthermore, the KeyFrame and KeySound elements may be used to locate key frames and key sounds associated with the summary segment. Finally, key events or key themes associated with the segment can be defined using the themeIDs attribute.

The order attribute of the SummarySegment DS enables explicit specification of the navigation or presentation order of each SummarySegment DS in the description of a summary.

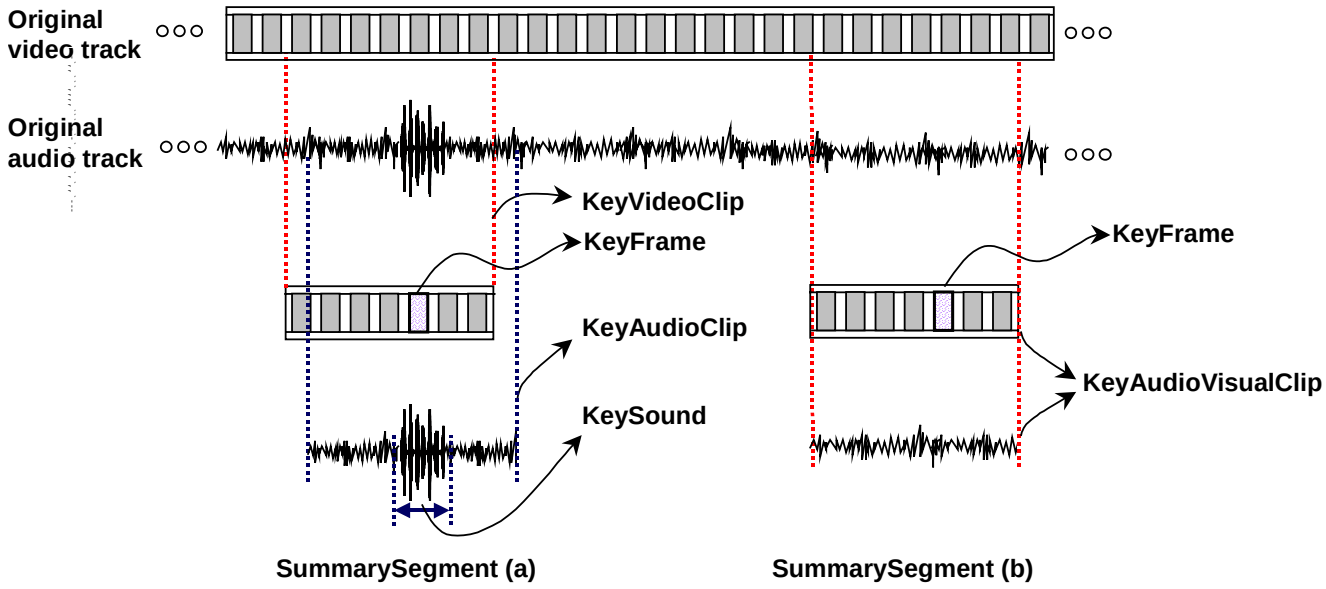

Figure 61 — Illustration of SummarySegment elements containing a KeyAudioVisualClip, KeyVideoClip, KeyAudioClip, KeyFrame and KeySound

13.2.7.2 SummarySegment DS syntax

```
<!-- ########################################### -->
<!--  Definition of SummarySegment DS (13.2.7)  -->
<!-- ########################################### -->
```


© ISO/IEC 2003 – All rights reserved
Copyright International Organization for Standardization
Provided by IHS under license with ISO
No reproduction or networking permitted without license from IHS
Not for Resale

```
<!-- Definition of SummarySegment DS -->
<complexType name="SummarySegmentType">
   <complexContent>
      <extension base="mpeg7:DSType">
         <sequence>
            <element name="Name" type="mpeg7:TextualType"
               minOccurs="0" maxOccurs="unbounded"/>
            <element name="SourceID" type="mpeg7:UniqueIDType"
               minOccurs="0"/>
            <choice minOccurs="0">
               <element name="KeyAudioVisualClip"
                  type="mpeg7:TemporalSegmentLocatorType"/>
               <sequence>
                  <element name="KeyVideoClip"
                     type="mpeg7:TemporalSegmentLocatorType" minOccurs="0"/>
                  <element name="KeyAudioClip"
                     type="mpeg7:TemporalSegmentLocatorType" minOccurs="0"/>
               </sequence>
            </choice>
            <element name="KeyFrame" type="mpeg7:ImageLocatorType"
               minOccurs="0" maxOccurs="unbounded"/>
            <element name="KeySound" type="mpeg7:TemporalSegmentLocatorType"
               minOccurs="0" maxOccurs="unbounded"/>
         </sequence>
         <attribute name="themeIDs" type="IDREFS" use="optional"/>
         <attribute name="order" type="positiveInteger" use="optional"/>
      </extension>
   </complexContent>
</complexType>
```

13.2.7.3 SummarySegment DS semantics

Semantics of the `SummarySegmentType`:

Name	*Definition*
`SummarySegmentType`	Specifies a temporal segment of the content that is part of a summary. May contain an AV component (key audiovisual clip), a video component (key video clip), an audio component (key audio clip), images (key frame) or sounds (key sound).
`Name`	Indicates an identifying or descriptive name of a `SummarySegment`. Multiple instances of this element may be present, where each element shall contain the same name expressed in different languages.
`SourceID`	Identifies the original (source) content containing the segment that is being summarized. May be used if a single summary describes segments from multiple pieces of source content. If this element is absent, the `SourceID` element in `HierarchicalSummary` identifies the source content.
`KeyAudioVisualClip`	Locates a key audiovisual clip. A key audiovisual clip is an AV segment of the content, which can be used for navigation, browsing and summarization. See clause 6 for the definition of `TemporalSegmentLocatorType`. A `KeyAudioVisualClip` element may contain a `MediaUri` element. The `MediaUri` element may be used to locate AV data in case multiple pieces of AV content are being summarized in a single summary, or if external AV data (not related to the source AV content) is included in the summary. If the `MediaUri` element is absent, the `SourceLocator` element in `HierarchicalSummary` may be used to locate the source content instead. A `KeyAudioVisualClip` element may contain a `MediaTime` element. The

© ISO/IEC 2003 – All rights reserved

Copyright International Organization for Standardization
Provided by IHS under license with ISO
No reproduction or networking permitted without license from IHS
Not for Resale

Name	*Definition*
	`MediaTime` element shall contain an element to define the start time of the AV clip in the source content, and may contain an element to define the duration of the AV clip. If the duration element is absent, the AV clip is defined to be open-ended, i.e., the AV clip lasts until the AV content ends.
`KeyVideoClip`	Locates a key video clip. A key video clip is a video segment of the content, which can be used for navigation, browsing and summarization. See clause 6 for the definition of `TemporalSegmentLocatorType`. For the semantics of the `MediaUri` and `MediaTime` elements included in this element, see `KeyAudioVisualClip` above.
`KeyAudioClip`	Locates a key audio clip. A key audio clip is an audio segment of the content, which can be used for navigation, browsing and summarization. See clause 6 for the definition of `TemporalSegmentLocatorType`. For the semantics of the `MediaUri` and `MediaTime` elements included in this element, see `KeyAudioVisualClip` above.
`KeyFrame`	Locates a key frame. A key frame is a single video frame in the content, which can be used for navigation, browsing and summarization. See clause 6 for the definition of `ImageLocatorType`. A `KeyFrame` element may contain a `MediaUri` element. For the semantics of the `MediaUri` element, see `KeyAudioVisualClip` above. A `KeyFrame` element may contain a media time element to define the time point of a single frame in the content.
`KeySound`	Locates a key sound. A key sound is a single sound in the content, which can be used for navigation, browsing and summarization. See clause 6 for the definition of `TemporalSegmentLocatorType`. A `KeySound` element may contain a `MediaUri` element. For the semantics of the `MediaUri` element, see `KeyAudioVisualClip` above. A `KeySound` element may contain a `MediaTime` element. The `MediaTime` element shall contain both a time point and a duration.
`themeIDs`	A list of references to `SummaryThemes` that correspond to key themes (key events) associated with the segment (optional). Each reference shall refer to the `id` attribute of a `SummaryTheme` element.
`order`	Indicates the navigation or presentation order of a `SummarySegment` element in a summary. `SummarySegment` elements with low `order` values shall be navigated or presented before elements with high `order` values. If this attribute is absent, the order of navigation or presentation is determined by the order of the `SummarySegment` element in a sequence of such elements. If present, the value of this attribute shall be unique among all `SummarySegments` forming a single summary.

13.2.7.4 SummarySegment DS examples (informative)

The `HierarchicalSummary` DS structures information in multimedia content into groups of video clips, audio clips, key frames and key sounds, possibly using a hierarchical set of levels. The resulting description allows navigating content by "zooming in" and "zooming out" to various levels of detail.

Figure 62 shows an example of a hierarchical key frame summary containing three levels. The key frame in each node is identified by A, B, and so forth, while fidelity values are denoted by e1, e2, and so forth. For example, the fidelity value e1 indicates how well the key frames in the subtree with root at node B is represented by the key frame at node A.

--`,,```,,,,````-`-`,,`,,`,`,,`---
Copyright International Organization for Standardization
Provided by IHS under license with ISO
No reproduction or networking permitted without license from IHS
© ISO/IEC 2003 – All rights reserved
Not for Resale

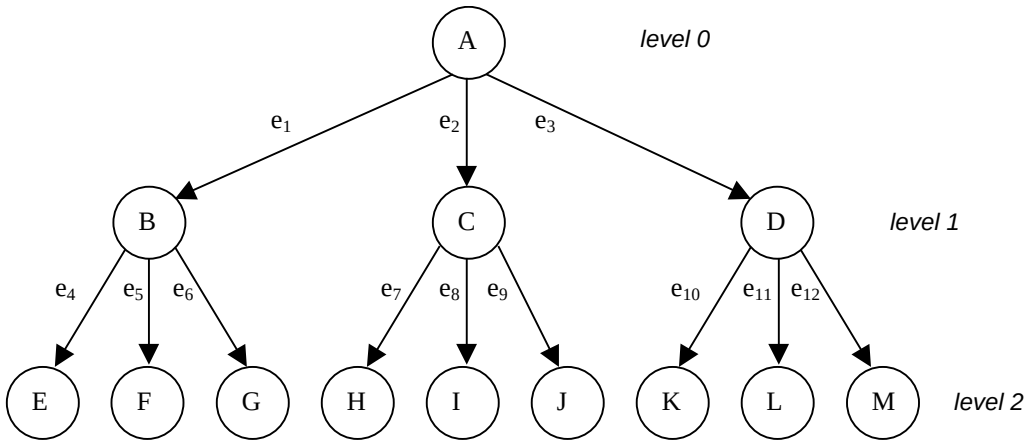

Figure 62 — An example of a key-frame hierarchy

The following is a description of the key-frame hierarchy in Figure 62 using the `HierarchicalSummary` DS. The `fidelity` values refer to Figure 62 and should be understood as example values. Note that a summary consisting of key frames at a particular level of detail shall be constructed by combining information from all `SummarySegmentGroup` nodes at the same depth in a single tree. In this example, the most detailed summary is constructed by combining the key frames from all leaf (level 2) `SummarySegmentGroup` nodes.

Note: children `SummarySegmentGroup` elements are specified after `SummarySegment` elements at each node in the hierarchy.

```
<HierarchicalSummary components="keyFrames" hierarchy="independent">
    <SourceInformation href="#segment001"/>
    <SummarySegmentGroup level="0" numOfKeyFrames="1">
        <SummarySegment id="key_frame_A">
            <KeyFrame><MediaTimePoint>T00:06:45</MediaTimePoint></KeyFrame>
        </SummarySegment>

        <SummarySegmentGroup level="1"
            numOfKeyFrames="1" fidelity="0.4"> <!-- e1 -->
            <SummarySegment id="key_frame_B">
                <KeyFrame><MediaTimePoint>T00:03:45</MediaTimePoint></KeyFrame>
            </SummarySegment>
            <SummarySegmentGroup level="2"
                numOfKeyFrames="1" fidelity="0.4"> <!-- e4 -->
                <SummarySegment id="key_frame_E">
                    <KeyFrame><MediaTimePoint>T00:02:00</MediaTimePoint>
                    </KeyFrame>
                </SummarySegment>
            </SummarySegmentGroup>
            <SummarySegmentGroup level="2"
                numOfKeyFrames="1" fidelity="0.2"> <!-- e5 -->
                <SummarySegment id="key_frame_F">
                    <KeyFrame><MediaTimePoint>T00:03:00</MediaTimePoint>
                    </KeyFrame>
                </SummarySegment>
            </SummarySegmentGroup>
            <SummarySegmentGroup level="2"
                numOfKeyFrames="1" fidelity="0.6"> <!-- e6 -->
                <SummarySegment id="key_frame_G">
                    <KeyFrame><MediaTimePoint>T00:04:00</MediaTimePoint>
                    </KeyFrame>
                </SummarySegment>
```

© ISO/IEC 2003 – All rights reserved

Copyright International Organization for Standardization
Provided by IHS under license with ISO
No reproduction or networking permitted without license from IHS
Not for Resale

```
            </SummarySegmentGroup>
        </SummarySegmentGroup>

        <SummarySegmentGroup  level="1"
            numOfKeyFrames="1" fidelity="0.5"> <!-- e2 -->
            <SummarySegment id="key_frame_C">
                <KeyFrame><MediaTimePoint>T00:07:15</MediaTimePoint></KeyFrame>
            </SummarySegment>
            <SummarySegmentGroup  level="2"
                numOfKeyFrames="1" fidelity="0.3"> <!-- e7 -->
                <SummarySegment id="key_frame_H">
                    <KeyFrame><MediaTimePoint>T00:06:00</MediaTimePoint>
                    </KeyFrame>
                </SummarySegment>
            </SummarySegmentGroup>
            <SummarySegmentGroup level="2"
                numOfKeyFrames="1" fidelity="0.3"> <!-- e8 -->
                <SummarySegment id="key_frame_I">
                    <KeyFrame><MediaTimePoint>T00:07:00</MediaTimePoint>
                    </KeyFrame>
                </SummarySegment>
            </SummarySegmentGroup>
            <SummarySegmentGroup level="2"
                numOfKeyFrames="1" fidelity="0.8"> <!-- e9 -->
                <SummarySegment id="key_frame_J">
                    <KeyFrame><MediaTimePoint>T00:08:00</MediaTimePoint>
                    </KeyFrame>
                </SummarySegment>
            </SummarySegmentGroup>
        </SummarySegmentGroup>

        <SummarySegmentGroup level="1"
            numOfKeyFrames="1" fidelity="0.2"> <!-- e3 -->
            <SummarySegment id="key_frame_D">
                <KeyFrame><MediaTimePoint>T00:10:40</MediaTimePoint></KeyFrame>
            </SummarySegment>
            <SummarySegmentGroup level="2"
                numOfKeyFrames="1" fidelity="0.3"> <!-- e10 -->
                <SummarySegment id="key_frame_K">
                    <KeyFrame><MediaTimePoint>T00:10:00</MediaTimePoint>
                    </KeyFrame>
                </SummarySegment>
            </SummarySegmentGroup>
            <SummarySegmentGroup level="2"
                numOfKeyFrames="1" fidelity="0.4"> <!-- e11 -->
                <SummarySegment id="key_frame_L">
                    <KeyFrame><MediaTimePoint>T00:11:00</MediaTimePoint>
                    </KeyFrame>
                </SummarySegment>
            </SummarySegmentGroup>
            <SummarySegmentGroup level="2"
                numOfKeyFrames="1" fidelity="0.1"> <!-- e12 -->
                <SummarySegment id="key_frame_M">
                    <KeyFrame><MediaTimePoint>T00:12:00</MediaTimePoint>
                    </KeyFrame>
                </SummarySegment>
            </SummarySegmentGroup>
        </SummarySegmentGroup>
    </SummarySegmentGroup>
</HierarchicalSummary>
```


© ISO/IEC 2003 – All rights reserved
Copyright International Organization for Standardization
Provided by IHS under license with ISO
No reproduction or networking permitted without license from IHS
Not for Resale

The fidelity values of the SummarySegmentGroup elements in a hierarchical summary may be used by an application to adaptively select SummarySegmentGroup elements. For instance, a variable number of key frames can be extracted from the HierarchicalSummary in a scalable manner, given fidelity values for all elements with key frames in the hierarchy.

13.2.8 SequentialSummary DS

13.2.8.1 Introduction

The SequentialSummary DS is used to describe a single summary, which may contain a sequence of images or video frames, and may contain a sequence of audio clips, composing an audio, video or audiovisual slide-show or skim of the original (source) content. A sequential summary may also contain textual information associated with parts of the source content. A diagram of the SequentialSummary DS is given in Figure 63, which illustrates the three sequences (or tracks) of these elements. The VisualSummaryComponent D is used to describe the properties of a video frame, the AudioSummaryComponent D is used to describe the properties of an audio clip, and the TextualSummaryComponent D is used to describe associated textual information. The types of components used in a SequentialSummary are indicated using a list attribute.

The visual, audio and textual components may be synchronized to a common summary time line. The summary may refer to video frames and audio clips in the source content being summarized. Alternatively, the images or video frames and the audio clips that are part of the summary may be located separately from the source content. In particular, video frames may be located in a composite summary, i.e., a separate piece of existing content that represents a complete summary of the source content. Likewise, audio clips may be located in a composite summary.

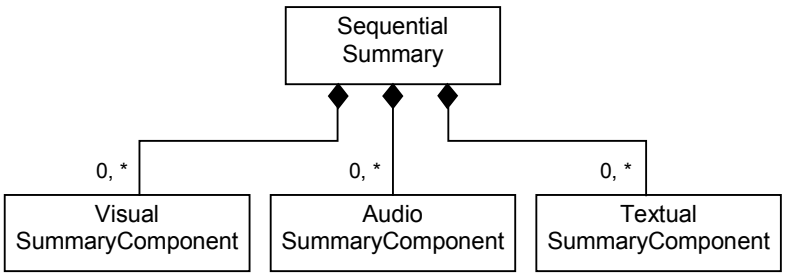

Figure 63 — The SequentialSummary DS

13.2.8.2 SequentialSummary DS syntax

```
<!-- ################################################ -->
<!--  Definition of SequentialSummary DS (13.2.8)  -->
<!-- ################################################ -->

<!-- Definition of SequentialSummary DS -->
<complexType name="SequentialSummaryType">
   <complexContent>
      <extension base="mpeg7:SummaryType">
         <sequence>
            <choice>
               <element name="AudioVisualSummaryLocator"
                  type="mpeg7:TemporalSegmentLocatorType" minOccurs="0"/>
               <sequence>
                  <element name="VideoSummaryLocator"
                         type="mpeg7:TemporalSegmentLocatorType" minOccurs="0"/>
                  <element name="AudioSummaryLocator"
                     type="mpeg7:TemporalSegmentLocatorType" minOccurs="0"/>
```

© ISO/IEC 2003 – All rights reserved

Copyright International Organization for Standardization
Provided by IHS under license with ISO
No reproduction or networking permitted without license from IHS
Not for Resale

```
                </sequence>
            </choice>
            <element name="VisualSummaryComponent"
                type="mpeg7:VisualSummaryComponentType"
                minOccurs="0" maxOccurs="unbounded"/>
            <element name="AudioSummaryComponent"
                type="mpeg7:AudioSummaryComponentType"
                minOccurs="0" maxOccurs="unbounded"/>
            <element name="TextualSummaryComponent"
                type="mpeg7:TextualSummaryComponentType"
                minOccurs="0" maxOccurs="unbounded"/>
        </sequence>
        <attribute name="components" use="optional">
            <simpleType>
                <list>
                    <simpleType>
                        <restriction base="NMTOKEN">
                            <enumeration value="visual"/>
                            <enumeration value="audio"/>
                            <enumeration value="textual"/>
                        </restriction>
                    </simpleType>
                </list>
            </simpleType>
        </attribute>
    </extension>
  </complexContent>
</complexType>
```

13.2.8.3 SequentialSummary DS semantics

Semantics of the `SequentialSummaryType`:

Name	*Definition*
`SequentialSummaryType`	Specifies an audio, video or textual summary that may contain sequentially ordered images or video frames as well as audio clips and textual annotation. Each image or video frame and each audio clip may be described by certain properties relevant to the summary.
`AudioVisualSummaryLocator`	Locates an audiovisual summary, containing a composite of image or video frames and audio clips that represents a complete audiovisual summary of the source content. See clause 6 for the definition of `TemporalSegmentLocatorType`.
`VideoSummaryLocator`	Locates a video summary, containing a composite of images or video frames that represents a complete video summary of the source content. See clause 6 for the definition of `TemporalSegmentLocatorType`.
`AudioSummaryLocator`	Locates an audio summary, containing a composite of audio clips that represents a complete audio summary of the source content. See clause 6 for the definition of `TemporalSegmentLocatorType`.
`VisualSummaryComponent`	Describes temporal and spatial properties of an individual image or video frame of the original (source) content, which may also be part of the visual summary. See 13.2.9.

Copyright International Organization for Standardization
Provided by IHS under license with ISO
No reproduction or networking permitted without license from IHS
Not for Resale
© ISO/IEC 2003 – All rights reserved

Name	*Definition*
`AudioSummaryComponent`	Describes temporal properties of an individual audio clip that is part of the original (source) content, which may also be part of the audio summary. See 13.2.10.
`TextualSummaryComponent`	Describes temporal properties of textual information associated with the original content and/or the summary. See 13.2.11.
`components`	A list of the types of summary components included in a `SequentialSummary` (optional). The types allowed are defined as follows. • *visual* - The summary shall contain visual components. A visual component may be an image or video frame. • *audio* - The summary shall contain audio components. An audio component may be an audio clip. • *textual* - The summary shall contain textual components. A textual component may be descriptive text, caption information, speech transcription or annotation related to the source content.

13.2.8.4 SequentialSummary DS examples (informative)

Using the `SequentialSummary` DS, a sequence of images, or frames from a video program can be shown sequentially in time - for example, as an animated slide show. The `SequentialSummary` DS also supports fast playback of parts of a video program, by referring to a separately stored composite summary of video frames. The following example of a video summary illustrates the `SequentialSummary` DS. The first locator specifies the location of the original (source) video, while the second locator specifies the location of a composite video summary. Then, each `VisualSummaryComponent` element describes the properties of a particular frame in the original video.

```
<SequentialSummary id="SoccerSummary001" components="visual">
   <SourceLocator>          <!-- source video -->
      <MediaUri>file://disk/soccer/source/soccer001.mpg</MediaUri>
   </SourceLocator>
   <VideoSummaryLocator>    <!-- summary video -->
      <MediaUri>file://disk/soccer/summary/soccer001-summary.mpg</MediaUri>
   </VideoSummaryLocator>
   <VisualSummaryComponent> <!-- video frame #1 --> </VisualSummaryComponent>
   <VisualSummaryComponent> <!-- video frame #2 --> </VisualSummaryComponent>
   <VisualSummaryComponent> <!-- video frame #3 --> </VisualSummaryComponent>
   <VisualSummaryComponent> <!-- video frame #4 --> </VisualSummaryComponent>
</SequentialSummary>
```

Another example is illustrated in Figure 64, containing three tracks of elements associated with the multimedia content: image frames, textual annotation and audio clips. Each image frame is described by the `VisualSummaryComponent` D, each annotation is described by the `TextualSummaryComponent` D and each audio clip is described by the `AudioSummaryComponent` D.

© ISO/IEC 2003 – All rights reserved

Copyright International Organization for Standardization
Provided by IHS under license with ISO
No reproduction or networking permitted without license from IHS
Not for Resale

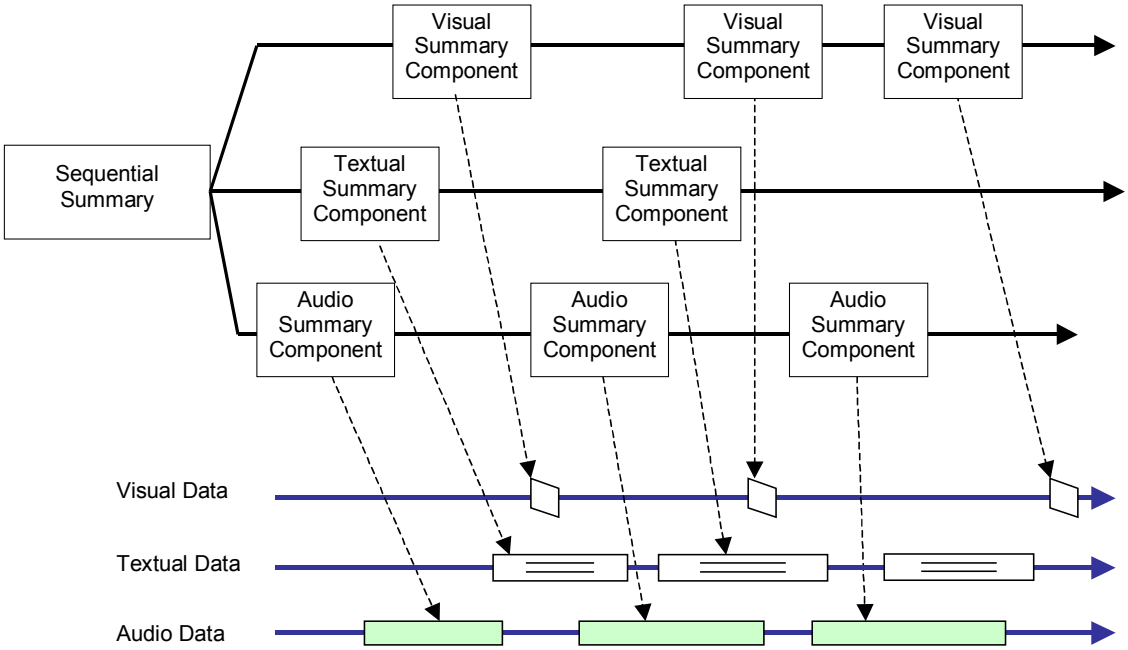

Figure 64 — Illustration of a SequentialSummary.

The following description corresponds to the diagram shown in Figure 64.

Note: the `components` attribute enables applications to quickly identify the type of summary and the data contained therein.

```
<SequentialSummary id="SoccerSummary005" components="visual audio textual">
   <SourceLocator>          <!-- source video -->
      <MediaUri>file://disk/soccer/source/soccer001.mpg</MediaUri>
   </SourceLocator>
   <VisualSummaryComponent>  <!-- video frame #1 -->     </VisualSummaryComponent>
   <VisualSummaryComponent>  <!-- video frame #2 -->     </VisualSummaryComponent>
   <VisualSummaryComponent>  <!-- video frame #3 -->     </VisualSummaryComponent>
   <AudioSummaryComponent>   <!-- audio clip #1 -->     </AudioSummaryComponent>
   <AudioSummaryComponent>   <!-- audio clip #2 -->      </AudioSummaryComponent>
   <AudioSummaryComponent>   <!-- audio clip #3 -->      </AudioSummaryComponent>
   <TextualSummaryComponent> <!-- text annotation #1 --> </TextualSummaryComponent>
   <TextualSummaryComponent> <!-- text annotation #2 --> </TextualSummaryComponent>
</SequentialSummary>
```

13.2.9 VisualSummaryComponent D

13.2.9.1 Introduction

The `VisualSummaryComponent` D is used to describe properties of an image or video frame summarizing the original (source) content. These properties may specify: the location of the image or video frame, possibly by referring to the source content; the relative amount of scene activity associated with the video frame; a region of interest in the image or video frame. The following diagram illustrates the role of several elements of this descriptor with respect to the source content and the summary.

Copyright International Organization for Standardization
Provided by IHS under license with ISO
No reproduction or networking permitted without license from IHS
Not for Resale
© ISO/IEC 2003 – All rights reserved

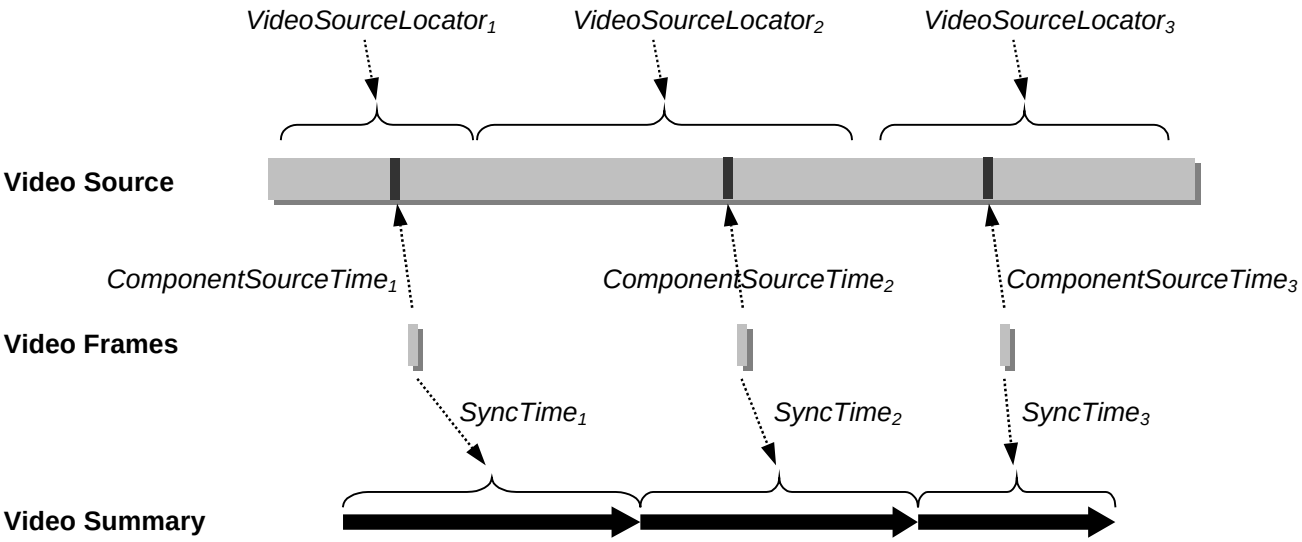

Figure 65 — Temporal properties of summary video frames and their relation to source and summary content

13.2.9.2 VisualSummaryComponent D syntax

```
<!-- ################################################ -->
<!--  Definition of VisualSummaryComponent D (13.2.9)  -->
<!-- ################################################ -->

<!-- Definition of VisualSummaryComponent D -->
<complexType name="VisualSummaryComponentType">
   <complexContent>
      <extension base="mpeg7:DType">
         <sequence>
            <element name="VideoSourceID" type="mpeg7:UniqueIDType"
               minOccurs="0"/>
            <element name="VideoSourceLocator"
               type="mpeg7:TemporalSegmentLocatorType" minOccurs="0"/>
            <element name="ComponentSourceTime" type="mpeg7:MediaTimeType"
               minOccurs="0"/>
            <element name="ImageLocator" type="mpeg7:ImageLocatorType"
               minOccurs="0"/>
            <element name="SyncTime" type="mpeg7:MediaTimeType"
               minOccurs="0"/>
            <element name="FrameActivity" type="mpeg7:zeroToOneType"
               minOccurs="0"/>
            <element name="Region" type="mpeg7:RegionLocatorType"
               minOccurs="0"/>
         </sequence>
      </extension>
   </complexContent>
</complexType>
```

© ISO/IEC 2003 – All rights reserved

Copyright International Organization for Standardization
Provided by IHS under license with ISO
No reproduction or networking permitted without license from IHS
Not for Resale

13.2.9.3 VisualSummaryComponent D semantics

Semantics of the VisualSummaryComponentType:

Name	*Definition*
VisualSummaryComponentType	Describes temporal and spatial properties of an image or video frame summarizing the source content.
VideoSourceID	Identifies the source content containing the video segment that is being summarized. May be used if a single summary describes images or video frames from multiple pieces of source content. If this element is absent, the SourceID element in SequentialSummary identifies the source content.
VideoSourceLocator	Locates the original (source) video segment being summarized. May contain a MediaUri element with a URL locating the source content and/or a MediaTime element with the start time and duration of the video segment within the source content. The MediaUri element may be used if a single summary describes images or video frames from multiple pieces of source content. If the MediaUri element is absent, the SourceLocator element in SequentialSummary may be used to locate the source content instead. The MediaTime element may be used if different video segments of the same source content are being summarized in sequence. If neither the start time nor the duration is instantiated, the start time and duration of the video segment being summarized coincide with those of the source content. If the start time is instantiated but the duration is not, the end of the video segment being summarized coincides with the end of the source content.
ComponentSourceTime	Describes the time stamp of the video frame being referred to in the summary, within the source segment being summarized. May be used during presentation of a summary to switch from the summary to the source content.
ImageLocator	Locates an image or video frame that is part of the summary. May contain a MediaUri element with a URL to a separate file and/or a time stamp. If the MediaUri element is absent, the time stamp locates an image in the composite video summary of the parent SequentialSummary if present; otherwise, it locates an image in the source content.
SyncTime	Describes the start time and duration of the video frame in the summary. The presentation times of video frames in the summary, as specified by the SyncTime elements of different VisualSummaryComponent elements, shall not overlap in time. If the SyncTime element is not present, each component described by a VisualSummaryComponent element should be presented in the order that it appears in the description.
FrameActivity	Indicates the relative amount of scene activity between the previous video frame and the current frame in the original video content, on a numerical scale between 0.0 and 1.0. Values closer to 1.0 indicate high levels of activity in the scene, while values closer to 0.0 indicate low levels of activity. This information can be used for scalable key frame extraction, and smart fast forward.
Region	Locates a region of interest in a video frame from the original video content. If an ImageLocator element is used in combination with a Region element, the image referred to by the ImageLocator corresponds to this region of interest. The RegionLocatorType is defined in ISO/IEC 15938-3.

© ISO/IEC 2003 – All rights reserved
Copyright International Organization for Standardization
Provided by IHS under license with ISO
No reproduction or networking permitted without license from IHS
Not for Resale

13.2.9.4 VisualSummaryComponent D examples (informative)

The following is an example of a `SequentialSummary`, enabling a smart quick view, which is a variable speed presentation of the video content that uses the scene activity within parts of the original content to control the speed of summary presentation. In this instance, I-frames from the source video are included in the summary. However, scene activity is computed for P-frames from the source video. Each `VisualSummaryComponent` element in this summary contains a `ComponentSourceTime` element that refers to a frame in the original video with a number expressed in units of 1/30th of a second. Some `VisualSummaryComponent` elements also refer to the corresponding frame in the composite video summary using an `ImageLocator` element. Finally, some frames have a `FrameActivity` value associated with it, indicating the relative amount of activity in the original video. In this example, a single piece of original (source) data is being summarized; therefore, a single `SourceLocator` element in the `SequentialSummary` is sufficient.

```
<SequentialSummary id="SoccerSummary006" components="visual">
   <SourceLocator>           <!-- Location of the source content -->
      <MediaUri>file://disk/soccer/source/soccer001.mpg</MediaUri>
   </SourceLocator>
   <VideoSummaryLocator>     <!-- Location of a composite video skim summary -->
      <MediaUri>file://disk/soccer/summary/soccer001-summary.mpg</MediaUri>
   </VideoSummaryLocator>

   <VisualSummaryComponent>        <!-- Properties of video I-frame-->
      <ComponentSourceTime>        <!-- Frame number in the original video -->
         <MediaRelIncrTimePoint mediaTimeUnit="PT1N30F"
            mediaTimeBase="../../../SourceLocator[1]">2
         </MediaRelIncrTimePoint>
      </ComponentSourceTime>
      <ImageLocator>               <!-- Locates summary frame (in video skim) -->
         <MediaRelIncrTimePoint mediaTimeUnit="PT1N30F"
            mediaTimeBase="../../../VideoSummaryLocator[1]">0
         </MediaRelIncrTimePoint>
      </ImageLocator>
   </VisualSummaryComponent>

   <VisualSummaryComponent>        <!-- Properties of video P-frame-->
      <ComponentSourceTime>        <!-- Frame number in the original video -->
         <MediaRelIncrTimePoint mediaTimeUnit="PT1N30F"
            mediaTimeBase="../../../SourceLocator[1]">5
         </MediaRelIncrTimePoint>
      </ComponentSourceTime>
      <FrameActivity>1.0</FrameActivity>     <!-- Frame activity value -->
   </VisualSummaryComponent>

   <VisualSummaryComponent>        <!-- Properties of video P-frame-->
      <ComponentSourceTime>        <!-- Frame number in the original video -->
         <MediaRelIncrTimePoint mediaTimeUnit="PT1N30F"
            mediaTimeBase="../../../SourceLocator[1]">8
         </MediaRelIncrTimePoint>
      </ComponentSourceTime>
      <FrameActivity>0.9</FrameActivity>     <!-- Frame activity value -->
   </VisualSummaryComponent>

   <VisualSummaryComponent>        <!-- Properties of video I-frame-->
      <ComponentSourceTime>        <!-- Frame number in the original video -->
         <MediaRelIncrTimePoint mediaTimeUnit="PT1N30F"
            mediaTimeBase="../../../SourceLocator[1]">11
         </MediaRelIncrTimePoint>
      </ComponentSourceTime>
      <ImageLocator>               <!-- Locates summary frame (in video skim) -->
         <MediaRelIncrTimePoint mediaTimeUnit="PT1N30F"
```

--`,,```,,,,````-`-`,,`,,`,`,,`---
© ISO/IEC 2003 – All rights reserved
Copyright International Organization for Standardization
Provided by IHS under license with ISO
No reproduction or networking permitted without license from IHS
Not for Resale

```
            mediaTimeBase="../../../VideoSummaryLocator[1]">1
         </MediaRelIncrTimePoint>
      </ImageLocator>
   </VisualSummaryComponent>

   <VisualSummaryComponent>        <!-- Properties of video P-frame-->
      <ComponentSourceTime>        <!-- Frame number in the original video -->
         <MediaRelIncrTimePoint mediaTimeUnit="PT1N30F"
            mediaTimeBase="../../../SourceLocator[1]">14
         </MediaRelIncrTimePoint>
      </ComponentSourceTime>
      <FrameActivity>0.8</FrameActivity>     <!-- Frame activity value -->
   </VisualSummaryComponent>

   <VisualSummaryComponent>        <!-- Properties of video P-frame-->
      <ComponentSourceTime>        <!-- Frame number in the original video -->
         <MediaRelIncrTimePoint mediaTimeUnit="PT1N30F"
            mediaTimeBase="../../../SourceLocator[1]">17
         </MediaRelIncrTimePoint>
      </ComponentSourceTime>
      <FrameActivity>0.5</FrameActivity>     <!-- Frame activity value -->
   </VisualSummaryComponent>

   <VisualSummaryComponent>        <!-- Properties of video I-frame-->
      <ComponentSourceTime>        <!-- Frame number in the original video -->
         <MediaRelIncrTimePoint mediaTimeUnit="PT1N30F"
            mediaTimeBase="../../../SourceLocator[1]">20
         </MediaRelIncrTimePoint>
      </ComponentSourceTime>
      <ImageLocator>               <!-- Locates summary frame (in video skim) -->
         <MediaRelIncrTimePoint mediaTimeUnit="PT1N30F"
            mediaTimeBase="../../../VideoSummaryLocator[1]">2
         </MediaRelIncrTimePoint>
      </ImageLocator>
   </VisualSummaryComponent>
</SequentialSummary>
```

13.2.10 AudioSummaryComponent D

13.2.10.1 Introduction

The AudioSummaryComponent D is used to describe properties of an audio clip summarizing the original (source) content. These properties may specify the location of the audio clip, as a separate file, and/or possibly by referring to the source content.

13.2.10.2 AudioSummaryComponent D syntax

```
<!-- ################################################ -->
<!--  Definition of AudioSummaryComponent D (13.2.10)  -->
<!-- ################################################ -->

<!-- Definition of AudioSummaryComponent D -->
<complexType name="AudioSummaryComponentType">
   <complexContent>
      <extension base="mpeg7:DType">
         <sequence>
            <element name="Title" type="mpeg7:TextualType"
               minOccurs="0" maxOccurs="unbounded"/>
```


Copyright International Organization for Standardization
Provided by IHS under license with ISO
No reproduction or networking permitted without license from IHS
Not for Resale
© ISO/IEC 2003 – All rights reserved

```
            <element name="AudioSourceID" type="mpeg7:UniqueIDType"
               minOccurs="0"/>
            <element name="AudioSourceLocator"
               type="mpeg7:TemporalSegmentLocatorType" minOccurs="0"/>
            <element name="ComponentSourceTime" type="mpeg7:MediaTimeType"
               minOccurs="0"/>
            <element name="SoundLocator" type="mpeg7:TemporalSegmentLocatorType"
               minOccurs="0"/>
            <element name="SyncTime" type="mpeg7:MediaTimeType" minOccurs="0"/>
         </sequence>
      </extension>
   </complexContent>
</complexType>
```

13.2.10.3 AudioSummaryComponent D semantics

Semantics of the `AudioSummaryComponentType`:

Name	*Definition*
`AudioSummaryComponentType`	Describes properties of an audio clip summarizing the source content.
`Title`	The textual title of the audio clip. This title describes the content of the audio clip. Typically it specifies the textual title of a song. Multiple instances of this element may be present, where each element shall contain the same title expressed in different languages.
`AudioSourceID`	Identifies the source content containing the audio segment that is being summarized. May be used if a single summary describes audio clips from multiple pieces of source content. If this element is absent, the `SourceID` element in `SequentialSummary` identifies the source content.
`AudioSourceLocator`	Locates the source audio segment being summarized. May contain a `MediaUri` element with a URL locating the source content and/or a `MediaTime` element with the start time and duration of the audio segment within the source content. The `MediaUri` element may be used if a single summary describes audio clips from multiple pieces of source content. If the `MediaUri` element is absent, the `SourceLocator` element in `SequentialSummary` may be used to locate the source content instead. The `MediaTime` element may be used if different audio segments of the same source content are being summarized in sequence. If neither the start time nor the duration is instantiated, the start time and duration of the audio segment being summarized coincide with those of the source content. If the start time is instantiated but the duration is not, the end of the audio segment being summarized coincides with the end of the source content.
`ComponentSourceTime`	Describes the start time and duration of the audio clip or audio slide being referred to in the summary, within the source segment being summarized. May be used during presentation of a summary to switch from the summary to the source content.
`SoundLocator`	Locates an audio clip that is part of the summary. May contain a `MediaUri` element with a URL to a separate file and/or a `MediaTime` element. If the `MediaUri` element is absent, the `MediaTime` element locates an audio clip in the composite audio summary of the parent `SequentialSummary`, if present; otherwise, it locates an audio clip in the source content.

--`,,```,,,,````-`-`,,`,,`,`,,`---
© ISO/IEC 2003 – All rights reserved
Copyright International Organization for Standardization
Provided by IHS under license with ISO
No reproduction or networking permitted without license from IHS
Not for Resale

Name	*Definition*
SyncTime	Describes the start time and duration of the audio clip in the summary. The presentation times of audio clips in the summary, as specified by the SyncTime elements of different AudioSummaryComponent elements, shall not overlap in time. If the SyncTime element is not present, each component described by a AudioSummaryComponent element should be presented in the order that it appears in the description.

13.2.10.4 AudioSummaryComponent D examples (informative)

The AudioSummaryComponent D can be used to provide an audio slide show (a succession of audio clips) and supports summarization of multiple pieces of content, such as a summary of multiple songs recorded on one CD album. In addition to playing audio slides (i.e., clips) one by one, applications can use the AudioSourceLocator element in order to switch playback between an audio slide component and its original. For example, one can listen to pieces of songs in the form of an audio slide show described by AudioSummaryComponent elements; and if one encounters some audio piece of his/her favorite song at a certain location in the song, one can listen to its original from that point forward.

There may be several types of audio summaries, depending on whether the original content is stored in a single stream of file, or in multiple streams or files. Also, each audio slide in the summary may be either: a) part of the original content, b) part of a composite summary, or c) in a separate stream or file. The following figure illustrates the case when there is a single source, but each audio summary component (audio clip) is located in a separate audio clip file.

In this case, the top-level SourceLocator associated with the entire summary indicates the location of a single source ("moz-req.aif"). AudioSourceLocator elements associated with each slide specify the location of audio clips (e.g. a song, a movement) using MediaTime elements (00m 00s to 05m 01s for the first part, and 05m 01s to 07m 41s for the second part).

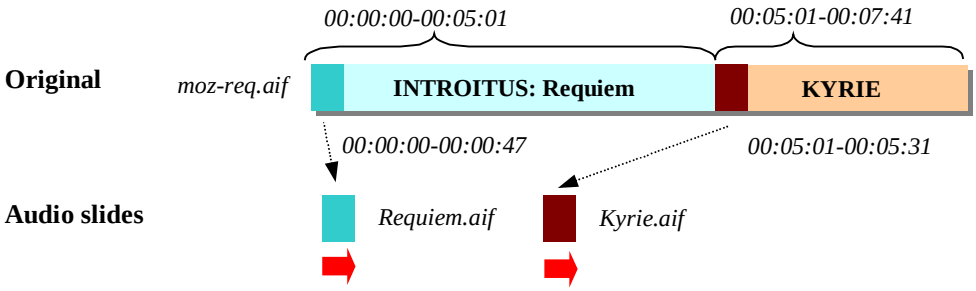

Figure 66 — Example of an audio summary with a single source

ComponentSourceTime elements indicate the start time and duration of audio summary components in the source, and SoundLocator elements each locate a separate audio clip using a MediaUri element ("Requiem.aif" and "Kyrie.aif" respectively).

```
<SequentialSummary id="classics004" components="audio">
    <Name>Mozart's Requiem KV 626</Name>          <!-- Summary name -->
    <SourceLocator>           <!-- Location of the source content -->
        <MediaUri>file://Mozart/moz-req.aif</MediaUri>
    </SourceLocator>

    <AudioSummaryComponent>   <!-- Component #1 -->
        <Title xml:lang="de">INTROITUS: Requiem</Title>
        <AudioSourceLocator>   <!-- Location of movement #1 within the source -->
```


Copyright International Organization for Standardization
Provided by IHS under license with ISO
No reproduction or networking permitted without license from IHS
Not for Resale
© ISO/IEC 2003 – All rights reserved

```
            <MediaTime>
               <MediaRelTimePoint
                  mediaTimeBase="../../../../SourceLocator[1]">PT0S
               </MediaRelTimePoint>
               <MediaDuration>PT05M01S</MediaDuration>
            </MediaTime>
         </AudioSourceLocator>
         <ComponentSourceTime>  <!-- Location of component #1 within the source -->
            <MediaRelTimePoint
               mediaTimeBase="../../../SourceLocator[1]">PT0S
            </MediaRelTimePoint>
            <MediaDuration>PT47S</MediaDuration>
         </ComponentSourceTime>
         <SoundLocator>         <!-- File location of slide component #1 -->
            <MediaUri>file://Mozart/Requiem.aif</MediaUri>
         </SoundLocator>
      </AudioSummaryComponent>

      <AudioSummaryComponent>   <!-- Component #2 -->
         <Title xml:lang="de">KYRIE</Title>
         <AudioSourceLocator>   <!-- Location of movement #2 within the source -->
            <MediaTime>
               <MediaRelTimePoint
                  mediaTimeBase="../../../../SourceLocator[1]">PT05M01S
               </MediaRelTimePoint>
               <MediaDuration>PT02M40S</MediaDuration>
            </MediaTime>
         </AudioSourceLocator>
         <ComponentSourceTime>  <!-- Location of component #2 within the source -->
            <MediaRelTimePoint
               mediaTimeBase="../../../SourceLocator[1]">PT05M01S
            </MediaRelTimePoint>
            <MediaDuration>PT30S</MediaDuration>
         </ComponentSourceTime>
         <SoundLocator>         <!-- File location of slide component #2 -->
            <MediaUri>file://Mozart/Kyrie.aif</MediaUri>
         </SoundLocator>
      </AudioSummaryComponent>

      <!-- More AudioSummaryComponent elements ... -->
</SequentialSummary>
```

The following figure illustrates the case when there are multiple sources, and the audio summary components (audio clips) are all part of a composite audio summary.

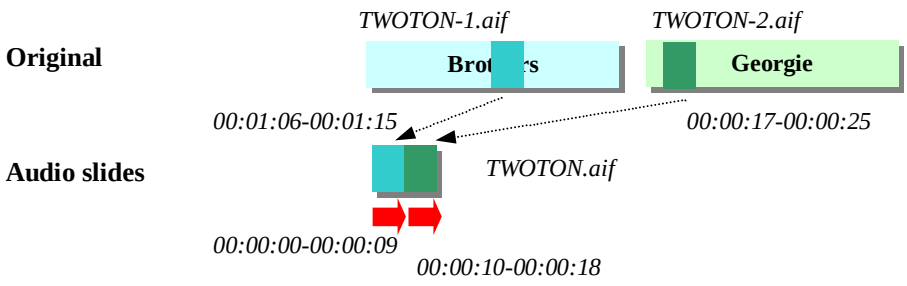

Figure 67 — Example of an audio summary with multiple sources

Copyright International Organization for Standardization
Provided by IHS under license with ISO
No reproduction or networking permitted without license from IHS
Not for Resale

In this case, the AudioSummaryLocator element locates the composite audio summary ("TWOTON.aif"). The AudioSourceLocator elements in each AudioSummaryComponent element specify the location of each source using MediaUri ("TWOTON-1.aif" and "TWOTON-2.aif", respectively). ComponentSourceTime elements refer to the location of the audio clips within the source, and SoundLocator elements indicate the start time and duration of the audio clips within the composite audio summary using MediaTime (00s to 09s, and 10s to 18s, respectively). The Title element indicates the song title.

```
<SequentialSummary id="rock007" components="audio">
   <Name>Two Ton Shoe Rock Album</Name>          <!-- Summary name -->
   <AudioSummaryLocator>     <!-- Location of the composite audio summary -->
      <MediaUri>file://TwoTonShoe/Summary/TWOTON.aif</MediaUri>
   </AudioSummaryLocator>

   <AudioSummaryComponent>   <!-- Component #1 -->
      <Title xml:lang="en">Brothers</Title>
      <AudioSourceLocator>   <!-- Location of source #1 -->
         <MediaUri>file://TwoTonShoe/TWOTON-1.aif</MediaUri>
      </AudioSourceLocator>
      <ComponentSourceTime>  <!-- Location of component #1 within the source -->
         <MediaRelTimePoint
            mediaTimeBase="../../AudioSourceLocator[1]">PT01M06S
         </MediaRelTimePoint>
         <MediaDuration>PT09S</MediaDuration>
      </ComponentSourceTime>
      <SoundLocator>         <!-- Location of component #1 within audio summary -->
         <MediaTime>
            <MediaRelTimePoint
               mediaTimeBase="../../../../AudioSummaryLocator[1]">PT0S
            </MediaRelTimePoint>
            <MediaDuration>PT09S</MediaDuration>
         </MediaTime>
      </SoundLocator>
   </AudioSummaryComponent>

   <AudioSummaryComponent>   <!-- Component #2 -->
      <Title xml:lang="en">Georgie</Title>
      <AudioSourceLocator>    <!-- Location of source #2 -->
         <MediaUri>file://TwoTonShoe/TWOTON-2.aif</MediaUri>
      </AudioSourceLocator>
      <ComponentSourceTime>  <!-- Location of component #2 within the source -->
         <MediaRelTimePoint
            mediaTimeBase="../../AudioSourceLocator[1]">PT17S
         </MediaRelTimePoint>
         <MediaDuration>PT08S</MediaDuration>
      </ComponentSourceTime>
      <SoundLocator>         <!-- Location of component #2 within audio summary -->
         <MediaTime>
            <MediaRelTimePoint
               mediaTimeBase="../../../../AudioSummaryLocator[1]">PT10S
            </MediaRelTimePoint>
            <MediaDuration>PT08S</MediaDuration>
         </MediaTime>
      </SoundLocator>
   </AudioSummaryComponent>

   <!-- More AudioSummaryComponent elements ... -->
</SequentialSummary>
```


© ISO/IEC 2003 – All rights reserved
Copyright International Organization for Standardization
Provided by IHS under license with ISO
No reproduction or networking permitted without license from IHS
Not for Resale

13.2.11 TextualSummaryComponent D

13.2.11.1 Introduction

The TextualSummaryComponent D is used to describe properties of textual information summarizing the original (source) content. For example, it can specify a textual table of contents of the source or any text that compactly describes the content. The textual information may, for example, be extracted from the captions or from the speech associated with the source content. These properties may specify: a textual string, the start and end time in the summary associated with such a string, and, possibly, references to a time interval in the original (source) content.

13.2.11.2 TextualSummaryComponent D syntax

```
<!-- ################################################ -->
<!--  Definition of TextualSummaryComponent D (13.2.11)  -->
<!-- ################################################ -->

<!-- Definition of TextualSummaryComponent D -->
<complexType name="TextualSummaryComponentType">
   <complexContent>
      <extension base="mpeg7:DType">
         <sequence>
            <element name="AudioVisualSourceID" type="mpeg7:UniqueIDType"
               minOccurs="0"/>
            <element name="AudioVisualSourceLocator"
               type="mpeg7:TemporalSegmentLocatorType" minOccurs="0"/>
            <element name="ComponentSourceTime" type="mpeg7:MediaTimeType"
               minOccurs="0"/>
            <element name="FreeText" type="mpeg7:TextualType"
               minOccurs="0" maxOccurs="unbounded"/>
            <element name="SyncTime" type="mpeg7:MediaTimeType" minOccurs="0"/>
         </sequence>
      </extension>
   </complexContent>
</complexType>
```

13.2.11.3 TextualSummaryComponent D semantics

Semantics of the TextualSummaryComponentType:

Name	*Definition*
TextualSummaryComponentType	Describes properties of textual information summarizing the source content.
AudioVisualSourceID	Identifies the source content containing the audio, video, or audiovisual segment that is being summarized. May be used if a single summary describes textual information associated with multiple pieces of source content. If this element is absent, the SourceID element in SequentialSummary identifies the source content.
AudioVisualSourceLocator	Locates the source segment being summarized. May contain a MediaUri element with a URL locating the source content and/or a MediaTime element with the start time and duration of the segment within the source content. The MediaUri element may be used if a single summary describes textual information associated with multiple pieces of source content. If the MediaUri element is absent, the SourceLocator element in SequentialSummary may be used to locate the source content instead. The MediaTime element

© ISO/IEC 2003 – All rights reserved

Copyright International Organization for Standardization
Provided by IHS under license with ISO
No reproduction or networking permitted without license from IHS
Not for Resale

Name	*Definition*
	may be used if different segments of the same source content are being summarized in sequence. If neither the start time nor the duration is instantiated, the start time and duration of the segment being summarized coincide with those of the source content. If the start time is instantiated but the duration is not, the end of the segment being summarized coincides with the end of the source content.
`ComponentSourceTime`	Describes the start time and duration of the audio, video, or audiovisual data that is associated with the textual information described in the summary, within the source segment being summarized. May be used to specify the reference point for an element of a transcript, videotext, and so forth.
`FreeText`	A free text string containing textual information summarizing the source content. Multiple instances of this element may be present, where each element shall contain the same information expressed in different languages.
`SyncTime`	Describes the start time and duration of the temporal segment in the summary that is associated with the textual information. The `SyncTime` elements of different `TextualSummaryComponent` elements shall not overlap in time. If the `SyncTime` element is not present, each component described by a `TextualSummaryComponent` element should be presented in the order that it appears in the description.

13.2.11.4 TextualSummaryComponent D examples (informative)

The `TextualSummaryComponent` D can be used to synchronize text data with audio, video or audiovisual summaries. The following example shows the use of text to describe a table of contents of a presentation. The summary itself contains video frames, each associated with a particular video segment in the presentation, synchronized with a composite audio summary. Each video frame is stored in a separate (JPEG) file. For this example, start and end time of the video segments and their associated textual information in the summary video are as follows.

Topic	*Start Time*	*End Time*	*Duration*
"Introduction"	00:00:00	00:01:00	1 min
"Business Model"	00:01:01	00:03:00	2 min
"Stock Options"	00:03:01	00:05:00	2 min
"Get Rich Quick"	00:05:01	00:06:00	1 min

```
<SequentialSummary id="MSB4" components="visual audio textual">
   <AudioSummaryLocator>      <!-- Composite audio summary -->
      <MediaUri>http://www.mywebsite.com/CueVideo/audio_summary001.mp3</MediaUri>
      <MediaTime>
         <MediaTimePoint>T00:00:00</MediaTimePoint>
         <MediaDuration>PT6M</MediaDuration>
      </MediaTime>
   </AudioSummaryLocator>

   <VisualSummaryComponent>
      <ImageLocator>   <!-- Locates summary frame #1 -->
```


--`,,```,,,,````-`-`,,`,,`,`,,`---
Copyright International Organization for Standardization
Provided by IHS under license with ISO
No reproduction or networking permitted without license from IHS
© ISO/IEC 2003 – All rights reserved
Not for Resale

```
            <MediaUri>http://www.mywebsite.com/CueVideo/speaker1.jpg</MediaUri>
        </ImageLocator>  <!-- Duration of frame #1 in summary video: 1 min -->
        <SyncTime>
            <MediaTimePoint>T00:00:00</MediaTimePoint>
            <MediaDuration>PT01M</MediaDuration>
        </SyncTime>
    </VisualSummaryComponent>
    <VisualSummaryComponent>
        <ImageLocator>   <!-- Locates summary frame #2 -->
            <MediaUri>http://www.mywebsite.com/CueVideo/speaker2.jpg</MediaUri>
        </ImageLocator>  <!-- Duration of frame #2 in summary video: 4 min -->
        <SyncTime>
            <MediaTimePoint>T00:01:00</MediaTimePoint>
            <MediaDuration>PT04M</MediaDuration>
        </SyncTime>
    </VisualSummaryComponent>
    <VisualSummaryComponent>
        <ImageLocator>   <!-- Locates summary frame #3 -->
            <MediaUri>http://www.mywebsite.com/CueVideo/speaker3.jpg</MediaUri>
        </ImageLocator>  <!-- Duration of frame #3 in summary video: 1 min -->
        <SyncTime>
            <MediaTimePoint>T00:05:00</MediaTimePoint>
            <MediaDuration>PT01M</MediaDuration>
        </SyncTime>
    </VisualSummaryComponent>

    <TextualSummaryComponent>
        <FreeText xml:lang="en"> Introduction </FreeText>
        <SyncTime>       <!-- Synchronizes text information with summary -->
            <MediaTimePoint>T00:00:00</MediaTimePoint>
            <MediaDuration>PT01M</MediaDuration>
        </SyncTime>
    </TextualSummaryComponent>
    <TextualSummaryComponent>
        <FreeText xml:lang="en"> Business Model </FreeText>
        <SyncTime>       <!-- Synchronizes text information with summary -->
            <MediaTimePoint>T00:01:00</MediaTimePoint>
            <MediaDuration>PT02M</MediaDuration>
        </SyncTime>
    </TextualSummaryComponent>
    <TextualSummaryComponent>
        <FreeText xml:lang="en"> Stock Options </FreeText>
        <SyncTime>       <!-- Synchronizes text information with summary -->
            <MediaTimePoint>T00:03:00</MediaTimePoint>
            <MediaDuration>PT02M</MediaDuration>
        </SyncTime>
    </TextualSummaryComponent>
    <TextualSummaryComponent>
        <FreeText xml:lang="en"> Get Rich Quick </FreeText>
        <SyncTime>       <!-- Synchronizes text information with summary -->
            <MediaTimePoint>T00:05:00</MediaTimePoint>
            <MediaDuration>PT01M</MediaDuration>
        </SyncTime>
    </TextualSummaryComponent>
</SequentialSummary>
```

--`,,```,,,,````-`-`,,`,,`,`,,`---

© ISO/IEC 2003 – All rights reserved

Copyright International Organization for Standardization
Provided by IHS under license with ISO
No reproduction or networking permitted without license from IHS
Not for Resale

13.3 Views, partitions and decompositions

13.3.1 Introduction

Subclause 13.3 specifies tools for describing views, partitions and decompositions of image, video, audio signals in space, time and frequency. The important concepts are defined as follows:

- **Partition**: corresponds to continuous multi-dimensional rectangular region defined in the space, time and/or frequency plane. A partition is used to provide the space and frequency coordinates of a View of an image, video or audio signal.

- **View**: corresponds to a region of an image, video or audio signal in multi-dimensional space, time and/or frequency, which is defined in terms of a space and frequency partition. For example, a low-resolution view of a segment of an audio signal provides a particular kind of View of the audio signal in time and temporal-frequency. The original image, video or audio signal is referred to as the source signal. The signal that corresponds to the view defined by the partition is referred to as the view signal.

- **View Decomposition**: corresponds to an organized set of views that provides a structured decomposition of an image, video or audio signal in multi-dimensional space, time and/or frequency. For example, a spatial quad-tree decomposition of an image into a hierarchy of Views of the image provides a particular kind of tree-structured View Decomposition of the image in space.

In general, Views describe different partitions of image, video or audio signals in space and frequency, such as spatial regions of images, temporal-frequency subbands of audio, and 3-D wavelet subbands of video. View Decompositions describe different tree- and graph-structured decompositions of image, audio and video signals that provide different organizations of the Views. The View Decompositions describe both the node elements of the structured decompositions, which correspond to the Views, and the transition elements, which correspond to the analysis (decomposition) and synthesis (composition) dependencies among the Views.

The tools specified in subclause 13.3 include:

Table 37 — Overview of View, Partition and Decomposition Tools

Tools	*Functionality*
Partition	Describes space, time and/or frequency partitions that correspond to connected multi-dimensional rectangular regions in the space, time and/or frequency plane.
Filter	Describes filters and filtering operations applied to image, video and audio signals.
View	Describes partitioned views of image, video or audio signals.
ViewDecomposition	Describes sets of views or structured decompositions of views of image, video or audio signals.

Figure 68 illustrates the key concepts of Space and Frequency Views, Partitions and Decompositions. The basic entity of a View describes the view of an image, video or audio signal. The (original) source image, video or audio signal is referred to as the Source of the View, while the view signal is referred to as the Target of the View. While a Space and Frequency View is the most general case, other more specific types of Views are defined. The different types of Views may have properties that indicate the specific partitioning in the space and/or frequency plane, the filtering information for extracting the View from the frequency plane, and information for locating the view regions or segments in space or time relative to the Source signal. The different View Decompositions are formed as sets or as structured decompositions of such Views. The ViewSet describes a set of Views, which, for example, can be a complete and non-redundant set of subbands of an audio-signal, a set of wavelet subbands of an image, or an incomplete set of regions of an image. In addition, different structured decompositions based on trees or graphs can be described, using View trees and View graphs. Examples of structured decompositions include wavelet decompositions, tree-structured wavelet packet decompositions, spatial quad-trees, and space and frequency graphs.

© ISO/IEC 2003 – All rights reserved
Copyright International Organization for Standardization
Provided by IHS under license with ISO
No reproduction or networking permitted without license from IHS
Not for Resale

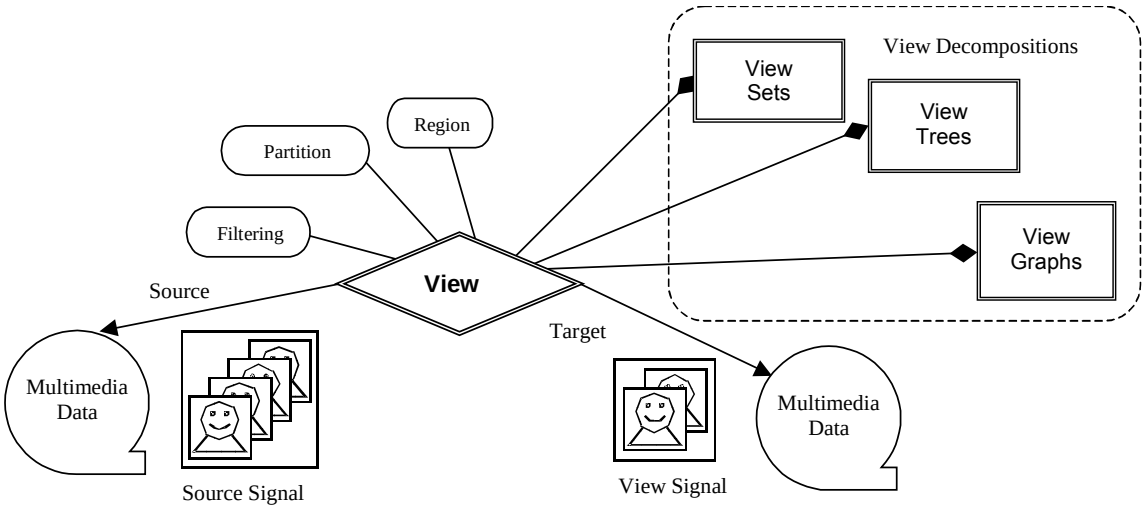

Figure 68 — Illustration of key concepts of Space and Frequency View, Partitions and Decompositions including Views, ViewSets and View Decompositions

13.3.2 Partition datatype

13.3.2.1 Introduction

Subclause 13.3.2 specifies tools for describing space and/or frequency partitions, which correspond to continuous multi-dimensional rectangular regions in the space, time and/or frequency plane. The `Partition` tool is used by the `View` tools to describe views of image, video and audio data in space and/or frequency.

The tools specified in subclause 13.3.2 include:

Table 38 — Overview of Partition Tools

Tools	*Functionality*
`Partition`	This tool describes a space and/or frequency partition that corresponds to a continuous multi-dimensional rectangular region in the space, time and/or frequency plane.
`SignalPlane`	This tool describes a point in the multi-dimensional space-time plane (abstract).
`SignalFractionPlane`	This tool describes a point in the multi-dimensional space-time plane using fractional units.
`SignalSamplePlane`	This tool describes a point in the multi-dimensional space-time plane using units of samples.
`SignalPlaneOrigin`	This tool describes the orientation of the axes in the multi-dimensional space by specifying the location of the origin.

The `Partition` concepts are illustrated in Figure 69, which shows different partitions of the 1-D time axis, 1-D temporal-frequency axis, and 2-D time-temporal-frequency plane. Figure 69.a illustrates a partition of the 1-D time axis covering the range in time from t_0 to t_1, which is expressed in fractional units between zero and one. For example, the partition may be used to specify a temporal segment view of an audio signal. Figure 69.b illustrates a partition of the 1-D temporal-frequency axis covering the range in temporal-frequency from ω_0 to ω_1, which is expressed in fractional units between zero and one. For example, the partition may be used to specify a subband view of an audio signal. Figure 69.c illustrates a rectangular partition of the 2-D time-temporal-frequency plane

© ISO/IEC 2003 – All rights reserved

Copyright International Organization for Standardization
Provided by IHS under license with ISO
No reproduction or networking permitted without license from IHS
Not for Resale

covering the range in time from t_0 to t_1 and in temporal-frequency from ω_0 to ω_1, which is expressed in fractional units between zero and one. For example, the partition may be used to specify a subband of a temporal segment of an audio signal. Similarly, a rectangular region in a 2-D image can be defined using a partition along the spatial axes (x and y) of the image.

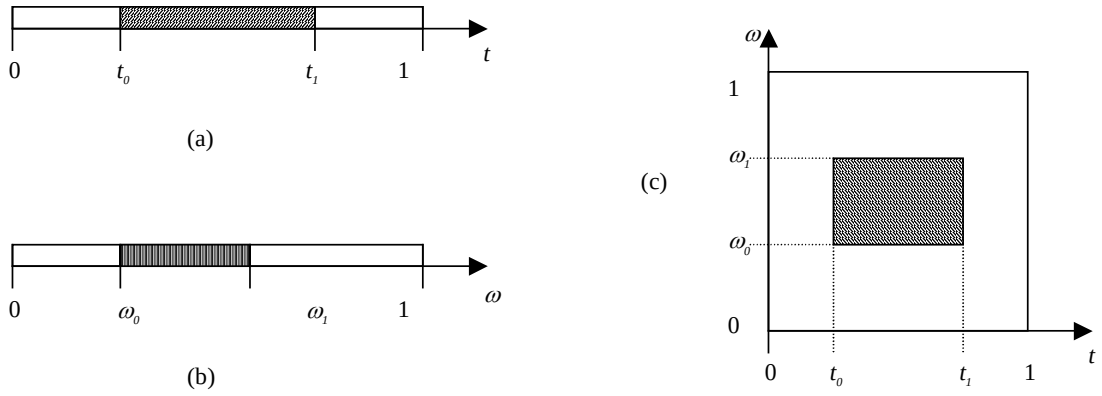

Figure 69 — Illustration of the different Partitions of time axis (a), temporal-frequency axis (b), and time / temporal-frequency plane (c)

The `Partition` datatype is used to describe a space and frequency partition that corresponds to continuous multi-dimensional rectangular region in the space and/or frequency plane. The `Partition` datatype provides a tool for describing the space and frequency coordinates of a view of an image, video and audio signal.

13.3.2.2 Partition datatype syntax

```
<!-- ############################################ -->
<!--  Definition of Partition Datatype (13.3.2)  -->
<!-- ############################################ -->

<!-- Definition of Partition datatype -->
<complexType name="PartitionType">
   <sequence>
      <element name="Origin" type="mpeg7:SignalPlaneOriginType" minOccurs="0"/>
      <element name="Start" type="mpeg7:SignalPlaneType"/>
      <choice>
         <element name="End" type="mpeg7:SignalPlaneType"/>
         <element name="Extent" type="mpeg7:SignalPlaneType"/>
      </choice>
   </sequence>
   <attribute name="dim" use="optional">
      <simpleType>
         <restriction base="positiveInteger">
            <maxInclusive value="4"/>
         </restriction>
      </simpleType>
   </attribute>
</complexType>

<!-- Definition of SignalPlane datatype -->
<complexType name="SignalPlaneType" abstract="true">
   <sequence>
      <element name="Origin" type="mpeg7:SignalPlaneOriginType" minOccurs="0"/>
   </sequence>
   <attribute name="dim" use="optional">
      <simpleType>
```


Copyright International Organization for Standardization
Provided by IHS under license with ISO
No reproduction or networking permitted without license from IHS
Not for Resale
© ISO/IEC 2003 – All rights reserved

```
            <restriction base="positiveInteger">
               <maxInclusive value="4"/>
            </restriction>
         </simpleType>
      </attribute>
   </complexType>

   <!-- Definition of SignalPlaneFraction datatype -->
   <complexType name="SignalPlaneFractionType">
      <complexContent>
         <extension base="mpeg7:SignalPlaneType">
            <attribute name="x" type="double" use="optional"/>
            <attribute name="y" type="double" use="optional"/>
            <attribute name="z" type="double" use="optional"/>
            <attribute name="t" type="double" use="optional"/>
         </extension>
      </complexContent>
   </complexType>

   <!-- Definition of SignalPlaneSample datatype -->
   <complexType name="SignalPlaneSampleType">
      <complexContent>
         <extension base="mpeg7:SignalPlaneType">
            <attribute name="x" type="integer" use="optional"/>
            <attribute name="y" type="integer" use="optional"/>
            <attribute name="z" type="integer" use="optional"/>
            <attribute name="t" type="integer" use="optional"/>
         </extension>
      </complexContent>
   </complexType>

   <!-- Definition of SignalPlaneOrigin datatype -->
   <complexType name="SignalPlaneOriginType">
      <attribute name="xOrigin" use="optional" default="left">
         <simpleType>
            <restriction base="NMTOKEN">
               <enumeration value="left"/>
               <enumeration value="right"/>
            </restriction>
         </simpleType>
      </attribute>
      <attribute name="yOrigin" use="optional" default="bottom">
         <simpleType>
            <restriction base="NMTOKEN">
               <enumeration value="top"/>
               <enumeration value="bottom"/>
            </restriction>
         </simpleType>
      </attribute>
      <attribute name="zOrigin" use="optional" default="back">
         <simpleType>
            <restriction base="NMTOKEN">
               <enumeration value="back"/>
               <enumeration value="front"/>
            </restriction>
         </simpleType>
      </attribute>
      <attribute name="timeOrigin" use="optional" default="past">
         <simpleType>
            <restriction base="NMTOKEN">
```

© ISO/IEC 2003 – All rights reserved

Copyright International Organization for Standardization
Provided by IHS under license with ISO
No reproduction or networking permitted without license from IHS
Not for Resale

```
            <enumeration value="past"/>
            <enumeration value="future"/>
          </restriction>
        </simpleType>
    </attribute>
</complexType>
```

13.3.2.3 Partition datatype semantics

Semantics of the `PartitionType`:

Name	*Definition*
`PartitionType`	Describes a multi-dimensional rectangle in space and time, which is used in the Space and Frequency Views to specify partitions in the space and/or frequency planes. A `Partition` is specified in the form of a multi-dimensional rectangle, which has starting and ending coordinates or starting coordinates and extent. The units for the coordinates shall be measured in terms of a fraction of the size of the space or in terms of the number of samples.
`Origin`	Describes the orientation of the axes in the multi-dimensional space by specifying the location of the origin (optional). If not specified, the default values of the `SignalPlaneOriginType` are assumed (see `SignalPlaneOriginType` below).
`Start`	Describes the multi-dimensional starting coordinate of the partition rectangle. The values of the elements of the `Start` coordinate are given in "units" along each dimension in the space or frequency plane.
`End`	Describes the multi-dimensional ending coordinate of the partition rectangle. The values of the elements of the `End` coordinate are given in "units" along each dimension in the space or frequency plane.
`Extent`	Describes the multi-dimensional size of the partition rectangle. The values of the elements of the `Extent` coordinate describe the size of the partition rectangle along each dimension in the space or frequency plane.
`dim`	Identifies the number of dimensions of the multi-dimensional rectangle that defines the `Partition` (optional). The value range of `dim` is from 1 to 4. For example, a rectangular partition of the 2-D spatial plane corresponding to an image has a `dim` of value 2.

Semantics of the `SignalPlaneType`:

Name	*Definition*
`SignalPlaneType`	Describes a point in the multi-dimensional space-time plane (abstract).
`Origin`	Describes the orientation of the axes in the multi-dimensional space by specifying the location of the origin (optional). If not specified, the default values of the `SignalPlaneOriginType` are assumed (see `SignalPlaneOriginType` below).
`dim`	Indicates the number of dimensions of the multi-dimensional space (optional). The value range of `dim` is from 1 to 4.

Copyright International Organization for Standardization
Provided by IHS under license with ISO
No reproduction or networking permitted without license from IHS
Not for Resale
© ISO/IEC 2003 – All rights reserved

Semantics of `SignalPlaneFractionType`:

Name	*Definition*
`SignalPlaneFractionType`	Describes a point in the multi-dimensional space-time plane. `SignalPlaneFractionType` extends `SignalPlaneType`. Each element (`x`, `y`, `z`, `t`) is a coordinate that is expressed as a fractional value, relative to a finite plane defined by the Source signal. That is, the value 0.0 corresponds to the start of the space-, time-, or frequency plane, and 1.0 corresponds to the end of the plane.
`x`	Identifies a point in the x-axis of space (optional). For example, `x` can give the x-position or horizontal-position of a point in a 2-D image.
`y`	Identifies a point in the y-axis of space (optional). For example, `y` can give the y-position or vertical-position of a point in a 2-D image.
`z`	Identifies a point in the z-axis of space (optional). For example, `z` can give the z-position or depth of a point in a 3-D volume.
`t`	Identifies a point along a time axis (optional). For example, `t` can give the temporal position of a time-point in an audio signal.

Semantics of the `SignalPlaneSampleType`:

Name	*Definition*
`SignalPlaneSampleType`	Describes an integer point in the multi-dimensional space-time discrete lattice. `SignalPlaneSampleType` extends `SignalPlaneType`. Each element (`x`, `y`, `z`, `t`) is a coordinate that is measured in samples.
`x`	Identifies an integer point in the x-axis of discrete lattice (optional). For example, `x` can give the x-position or horizontal-position of a point in a 2-D image measured in samples.
`y`	Identifies an integer point in the y-axis of discrete lattice (optional). For example, `y` can give the y-position or vertical-position of a point in a 2-D image measured in samples.
`z`	Identifies an integer point in the z-axis of discrete lattice (optional). For example, `z` can give the z-position or depth of a point in a 3-D volume measured in samples.
`t`	Identifies an integer point along a time discrete lattice (optional). For example, `t` can give the temporal position of a time-point in an audio signal measured in samples.

© ISO/IEC 2003 – All rights reserved

Copyright International Organization for Standardization
Provided by IHS under license with ISO
No reproduction or networking permitted without license from IHS
Not for Resale

Semantics of the SignalPlaneOriginType:

Name	*Definition*
SignalPlaneOriginType	Describes the orientation of the axes in the multi-dimensional space by specifying the location of the origin.
xOrigin	Identifies the location and orientation of the x-axis (optional). The values of this attribute are defined as follows: • *left* – indicates that the origin of the x-axis is located on the left-side of the plane. This means the x-axis points from left to right. • *right* – indicates that the origin of the x-axis is located on the right-side of the plane. This means the x-axis points from right to left. The default value of xOrigin is "left".
yOrigin	Identifies the location and orientation of the y-axis (optional). The values of this attribute are defined as follows: • *top* – indicates that the origin of the y-axis is located on the upper-side of the plane. This means the y-axis points from top to bottom. • *bottom* – indicates that the origin of the y-axis is located on the bottom-side of the plane. This means the y-axis points from bottom to top. The default value of yOrigin is "bottom".
zOrigin	Identifies the location and orientation of the z-axis (optional). The values of this attribute are defined as follows: • *front* – indicates that the origin of the z-axis is located on the front-side of the plane. This means the z-axis points from front to back. • *back* – indicates that the origin of the z-axis is located on the back-side of the plane. This means the z-axis points from back to front. The default value of yOrigin is "back".
timeOrigin	Identifies the location and orientation of the t-axis (optional). The values of this attribute are defined as follows: • *past* – indicates that the origin of the t-axis is located on the past-side of the plane. This means the t-axis points from past to future. • *future* – indicates that the origin of the t-axis is located on the future-side of the plane. This means the t-axis points from future to past. The default value of tOrigin is "past".

13.3.2.4 Partition datatype examples (informative)

The following examples illustrate descriptions of two-dimensional Partitions measured in samples and fractions. The first example specifies a two-dimensional partition, such as a partition of an image, which starts at sample or pixel (20, 40) and ends at sample (100, 100). This gives the Partition a size of (80 x 60) samples or pixels. The second example specifies a two-dimensional partition, which starts at position (0.0, 0.0) and has size (0.5, 0.5)

--`,,```,,,,````-`-`,,`,,`,`,,`---

© ISO/IEC 2003 – All rights reserved
Copyright International Organization for Standardization
Provided by IHS under license with ISO
No reproduction or networking permitted without license from IHS
Not for Resale

relative to the size of the space. For example, in describing a `Partition` of a (512 x 512) image, the `Partition` would start at pixel position (0, 0) and have size (256, 256) samples or pixels.

```
<Partition>
   <Origin xOrigin="left" yOrigin="top" />
   <Start xsi:type="SignalPlaneSampleType" x="20" y="40" />
   <End xsi:type="SignalPlaneSampleType" x="100" y="100" />
</Partition>

<Partition dim="2">
   <Origin xOrigin="left" yOrigin="bottom" />
   <Start xsi:type="SignalPlaneFractionType" x="0.0" y="0.0" />
   <Extent xsi:type="SignalPlaneFractionType" x="0.5" y="0.5" />
</Partition>
```

13.3.3 Filter datatype

13.3.3.1 Introduction

Subclauses 13.3.3 and 13.3.4 specify tools for describing filters and filtering operations applied to image, video and audio signals. Three types of filters are defined: 1-D filters, 2-D filters and multi-dimensional separable filters. The `Filter` datatype is an abstract type that forms the base of the specialized filter types. The `Filter` datatype is used to describe a discrete filter kernel, which when applied via convolution to an image, video or audio signal, attenuates the frequency content of the signal. The `Filter1D` datatype describes a 1-D filter. The `Filter2D` datatype describes a 2-D filter. The `FilterSeparable` datatype describes a multi-dimensional separable filter as a series of 1-D filters. The actual terms of the multi-dimensional separable filter are derived from the direct product of the 1-D filters.

The tools specified in subclauses 13.3.3 and 13.3.4 include:

Tools	*Functionality*
`Filter`	This tool describes a discrete filter (abstract).
`Filter1D`	This tool describes a discrete one-dimensional filter.
`Filter2D`	This tool describes a discrete two-dimensional filter.
`FilterSeparable`	This tool describes a discrete multi-dimensional separable filter.
`Filtering`	This tool describes the application of a filter operation to an image, video or audio signal.

The `Filter` concepts are illustrated in Figure 70, which shows the organization of the filter tools including `FilterType`, `Filter1Dtype`, `Filter2Dtype`, `FilterSeparable`, and `Filtering`.

© ISO/IEC 2003 – All rights reserved

Copyright International Organization for Standardization
Provided by IHS under license with ISO
No reproduction or networking permitted without license from IHS
Not for Resale

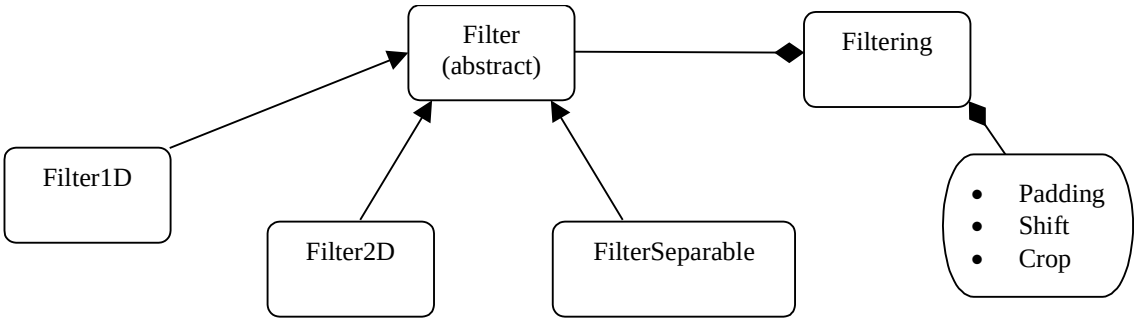

Figure 70 — Illustration of the Filter tools - FilterType is an abstract type from which Filter1DType, Filter2DType and FilterSeparableType are derived. FilteringType specifies the filtering of image, video and audio signals by specifying a Filter and the Padding, Shifting and Cropping parameters

13.3.3.2 Filter datatype syntax

```
<!-- ########################################### -->
<!--  Definition of Filter datatypes (13.3.3)  -->
<!-- ########################################### -->

<!-- Definition of Filter datatype -->
<complexType name="FilterType" abstract="true">
   <attribute name="dim" type="positiveInteger" use="optional"/>
</complexType>

<!-- Definition of Filter1D datatype -->
<complexType name="Filter1DType">
   <complexContent>
      <extension base="mpeg7:FilterType">
         <sequence>
            <element name="Terms" type="mpeg7:DoubleMatrixType"/>
         </sequence>
         <attribute name="phase" type="integer" use="optional" default="0"/>
      </extension>
   </complexContent>
</complexType>

<!-- Definition of Filter2D datatype -->
<complexType name="Filter2DType">
   <complexContent>
      <extension base="mpeg7:FilterType">
         <sequence>
            <element name="Terms" type="mpeg7:DoubleMatrixType"/>
         </sequence>
         <attribute name="xPhase" type="integer" use="optional" default="0"/>
         <attribute name="yPhase" type="integer" use="optional" default="0"/>
      </extension>
   </complexContent>
</complexType>

<!-- Definition of FilterSeparable datatype -->
<complexType name="FilterSeparableType">
   <complexContent>
      <extension base="mpeg7:FilterType">
         <sequence>
            <element name="Filter1D" type="mpeg7:Filter1DType"
```


Copyright International Organization for Standardization
Provided by IHS under license with ISO
No reproduction or networking permitted without license from IHS
Not for Resale
© ISO/IEC 2003 – All rights reserved

```
                minOccurs="1" maxOccurs="unbounded"/>
          </sequence>
       </extension>
    </complexContent>
</complexType>
```

13.3.3.3 Filter datatype semantics

Semantics of the `FilterType`:

Name	*Definition*
`FilterType`	Describes a discrete filter (abstract).
`dim`	Identifies the dimensionality of the filter (optional). For example, `dim` has the value 1 for a 1-D filter and the value 2 for a 2-D filter.

Semantics of the `Filter1DType`:

Name	*Definition*
`Filter1DType`	Describes a discrete 1-D filter. If a value of `dim` is specified for `Filter1DType`, then it shall have a value of 1.
`Terms`	Describes the terms of the discrete 1-D filter. `Terms` is a 1-D matrix containing a vector of doubles. The length of the 1-D filter is given by the `mpeg7:dim` attribute of the `Terms` vector. The `Terms` vector gives the value of the discrete impulse response function of the discrete 1-D filter.
`phase`	Identifies the phase of the 1-D filter by specifying the position of the origin (optional). The origin is given relative to the first element in the `Terms` vector. By default, the `phase` is zero, which gives the origin at the first element.

Semantics of the `Filter2DType`:

Name	*Definition*
`Filter2DType`	Describes a discrete 2-D filter. If a value of `dim` is specified for `Filter2DType`, then it shall have a value of 2.
`Terms`	Describes the terms of the discrete 2-D filter. `Terms` is a 2-D matrix of doubles. The size of the 2-D filter is given by the `mpeg7:dim` attribute of the `Terms` matrix. The two dimensions of the matrix map to the dimensions of an image or video as follows: the rows of the matrix map to the rows of the image or video and the columns of the matrix map to the columns of the image or video. The 2-D filter shall not be applied to 1-D audio signals. The `Terms` matrix gives the value of the discrete impulse response array of the 2-D discrete filter.
`xPhase`	Identifies the phase of the 2-D filter along the x dimension by specifying the x-position of the origin (optional). The x-position of the origin is given relative to the first column in the `Terms` array. By default, the `xPhase` is zero, which gives the x-position of the origin at the first column.
`yPhase`	Identifies the phase of the 2-D filter along the y dimension by specifying the y-position of the origin (optional). The y-position of the origin is given relative to the first row in the `Terms` array. By default, the `yPhase` is zero, which gives the y-position of the origin at the first row.

© ISO/IEC 2003 – All rights reserved

Copyright International Organization for Standardization
Provided by IHS under license with ISO
No reproduction or networking permitted without license from IHS
Not for Resale

Semantics of the FilterSeparableType:

Name	*Definition*
FilterSeparableType	Describes a discrete multi-dimensional separable filter. If a value of dim is specified for FilterSeparableType, then it shall have a value equivalent to the number of 1-D filters in the sequence of Filter1D elements.
Filter1D	Describes a series of 1-D filters that form a separable filter. The actual terms of the multi-dimensional separable filter shall be derived via the direct product of the 1-D filters. The 1-D filters shall be given in the following order: x, y, z, t, where z is optional, where x refers to the rows of an image or video, and y refers to the columns of an image or video, z refers to the depth dimension of 3-D data, and t refers to the time dimension in audio or video. For example, given a separable 3-D subband filter (three 1-D filters) applied to video, the individual filters in the sequence shall be given in the order x, y, t.

13.3.3.4 Filter datatype examples (informative)

The following example describes a 1-D discrete filter. The terms of the filter have values 0.5 and 0.5. The example defines a two-tap averaging filter, which when applied to audio takes the average of neighboring samples.

```
<Filter1D>
   <Terms mpeg7:dim="2"> 0.5 0.5 </Terms>
</Filter1D>
```

The following example describes a 2-D discrete filter. The filter corresponds to a 3 x 3 Laplacian filter, which when applied to an image takes the difference of pixel values vertically and horizontally in the neighborhood around each pixel. The Laplacian filter is commonly used for edge detection.

```
<Filter2D>
   <Terms mpeg7:dim="3 3">
        0.0 -1.0  0.0
       -1.0  4.0 -1.0
        0.0 -1.0  0.0
   </Terms>
</Filter2D>
```

The following example describes a discrete multi-dimensional separable filter. The individual filters that make up the separable filter are specified as two three-tap one-dimensional filters. The terms of the 2-D separable filter are derived from the direct product of the 1-D filters to produce the 2-D separable filter. The derived terms of the 2-D separable filter (top) are equivalent to those of the 2-D filter specified below it (bottom). The example defines a low-pass filter, which when applied to an image takes the average of neighboring samples.

```
<FilterSeparable>
   <Filter1D><Terms mpeg7:dim="3"> 1.0 2.0 1.0 </Terms></Filter1D>
   <Filter1D><Terms mpeg7:dim="3"> 1.0 2.0 1.0 </Terms></Filter1D>
</FilterSeparable>

<Filter2D>
   <Terms mpeg7:dim="3 3">
      1.0 2.0 1.0
      2.0 4.0 2.0
      1.0 2.0 1.0
   </Terms>
</Filter2D>
```


© ISO/IEC 2003 – All rights reserved
Copyright International Organization for Standardization
Provided by IHS under license with ISO
No reproduction or networking permitted without license from IHS
Not for Resale

13.3.4 Filtering datatype

13.3.4.1 Introduction

The `Filtering` datatype is used to describe how a filter is applied via convolution to an image, audio or video signal by specifying the filter, the padding, and form of convolution in terms of the lead-in or shift on each dimension. The `Filtering` datatype includes a single `Filter`, which can be a 1-D, 2-D or multi-dimensional separable filter, and a sequence of elements with padding and shift information for each dimension. The padding is specified in terms of the `paddingType`, which indicates the type of border replication such as zero padding, border replication, periodic extension, symmetric extension and so forth.

13.3.4.2 Filtering datatype syntax

```
<!-- ############################################ -->
<!--  Definition of Filtering datatype (13.3.4)  -->
<!-- ############################################ -->

<!-- Definition of Filtering datatype -->
<complexType name="FilteringType">
    <sequence>
        <element name="Filter" type="mpeg7:FilterType"/>
        <element name="PadSize" type="mpeg7:SignalPlaneSampleType" minOccurs="0"/>
        <element name="Shift" type="mpeg7:SignalPlaneSampleType" minOccurs="0"/>
        <element name="CropStart" type="mpeg7:SignalPlaneSampleType" minOccurs="0"/>
        <element name="CropEnd" type="mpeg7:SignalPlaneSampleType" minOccurs="0"/>
    </sequence>
    <attribute name="xPad" type="mpeg7:paddingType" use="optional"
        default="periodic"/>
    <attribute name="yPad" type="mpeg7:paddingType" use="optional"
        default="periodic"/>
    <attribute name="zPad" type="mpeg7:paddingType" use="optional"
        default="periodic"/>
    <attribute name="tPad" type="mpeg7:paddingType" use="optional"
        default="periodic"/>
</complexType>

<!-- Definition of padding datatype -->
<simpleType name="paddingType">
    <union>
        <simpleType>
            <restriction base="NMTOKEN">
                <enumeration value="zero"/>
                <enumeration value="replication"/>
                <enumeration value="periodic"/>
                <enumeration value="symmetric"/>
                <enumeration value="antiSymmetric"/>
            </restriction>
        </simpleType>
        <simpleType>
            <restriction base="mpeg7:termReferenceType"/>
        </simpleType>
    </union>
</simpleType>
```

--`,,```,,,,````-`-`,,`,,`,`,,`---

© ISO/IEC 2003 – All rights reserved

Copyright International Organization for Standardization
Provided by IHS under license with ISO
No reproduction or networking permitted without license from IHS
Not for Resale

13.3.4.3 Filtering datatype semantics

Semantics of the `FilteringType`:

Name	*Definition*
`FilteringType`	Describes how a filter is applied via convolution to an image, audio or video signal by specifying the filter, the padding, and form of convolution in terms of the lead-in or shift on each dimension.
`Filter`	Describes the filter kernel that is applied to an image, audio or video signal.
`PadSize`	Describes the size of the padding applied to each dimension before convolving the image, video or audio signal with the filter (optional). `PadSize` describes the padding on the x, y, z, t dimensions as an integer number of samples. The specification of `PadSize` is optional. If not specified, `PadSize` shall be assumed to have a value of L-1 on each dimension, where L is the length of the filter on that dimension.
`Shift`	Describes the lead-in or shift applied to each dimension before convolving the image, video or audio signal with the filter. The `Shift` refers to the number of coefficients the filter kernel is shifted from the origin at the start of the convolution sum. For example, a shift of zero indicates left-justified convolution form. `Shift` is specified using `SignalPlaneSampleType` in order to describe the shift on the x, y, z, t dimensions as an integer number of samples. The specification of `Shift` is optional. If not specified, `Shift` shall be assumed to have a value of "0" on each dimension.
`CropStart`	Describes the cropping of the output of the convolution at the start of the convolution sum. Typically, the convolution expands the signal at the borders by a factor of L-1, where L is the length of the filter. By cropping the output signal at the borders, it can be made the same size in terms of number of samples as the input signal. `CropStart` specifies the cropping in terms of number of samples that the output signal is cropped at the start of the convolution sum. A value of 0 indicates that cropping was not applied. `CropStart` is specified using `SignalPlaneSampleType` in order to describe the cropping on the x, y, z, t dimensions as an integer number of samples. For an image, this refers to the cropping on the left or top of the output image. The specification of `CropStart` is optional. If not specified, `CropStart` shall be assumed to have a value of "0" on each dimension.
`CropEnd`	Describes the cropping of the output of the convolution at the end of the convolution sum. `CropEnd` specifies the cropping in terms of number of samples that the output signal is cropped at the end of the convolution sum. A value of 0 indicates that cropping was not applied. For an image, `CropEnd` refers to the cropping on the right or bottom of the output image. The specification of `CropEnd` is optional. If not specified, `CropEnd` shall be assumed to have a value of "0" on each dimension.
`xPad, yPad, zPad, tPad`	Identifies the type of padding applied to each dimension (x, y, z, t) before convolving the image, video or audio signal with the filter (optional). If not specified, padding shall be assumed to have a value of "periodic" on each dimension.

Semantics of the `paddingType`:

Name	*Definition*
`paddingType`	Describes how the border of an image, video or audio signal is extended before convolving the image, video or audio signal with a filter. The different padding types are defined as follows (in the examples, let A, B, C and D denote samples near the start of a signal, and let | denote the border of the signal):

© ISO/IEC 2003 – All rights reserved
Copyright International Organization for Standardization
Provided by IHS under license with ISO
No reproduction or networking permitted without license from IHS
Not for Resale

Name	*Definition*
	• *zero* - Padding with zeros (e.g.: 0 0 | A B C D). • *replication* - Padding with the value nearest to the border (e.g.: A A | A B C D). • *periodic* - Padding using periodic or cyclic extension (e.g.: C D | A B C D). • *symmetric* - Padding using symmetric or mirror extension (e.g.: C B | A B C D). • *antiSymmetric* - Padding using anti-symmetric mirror extension (e.g.: -C -B | A B C D). Other values that are datatype-valid with respect to `mpeg7:termReferenceType` are reserved.

13.3.4.4 Filtering datatype examples (informative)

The following example describes the filtering of an image using a discrete 2-D filter. The description specifies the padding of the image by one pixel on each dimension using symmetric extension. The description also specifies the shifting of the filter kernel by one sample or pixel in both the horizontal and vertical direction before taking the convolution sum. The description also specifies the output image should be cropped by one pixel at all borders (left, top, right and bottom). The example uses a 2-D filter of size 3 x 3.

```
<Filtering xPad="symmetric" yPad="symmetric" >
   <Filter xsi:type="Filter2DType">
      <Terms mpeg7:dim="3 3">
         1.0 2.0 1.0
         2.0 4.0 2.0
         1.0 2.0 1.0
      </Terms>
   </Filter>
   <PadSize x="1" y="1" />
   <Shift x="1" y="1" />
   <CropStart x="1" y="1" />
   <CropEnd x="1" y="1" />
</Filtering>
```

13.3.5 View DS

13.3.5.1 Introduction

Subclauses 13.3.5 to 13.3.10 describe Space and Frequency Views, which correspond to views of image, video and audio signals in the space and/or frequency domain. The tools specified in subclauses 13.3.5 to 13.3.10 include:

Table 39 — Overview of View Tools

Tools	*Functionality*
`View`	This tool describes a view of an image, video or audio signal (abstract).
`SpaceView`	This tool describes a view of an image, video or audio signal in multi-dimensional space and/or time. For example, a spatial segment of an image can be considered a `SpaceView`.
`FrequencyView`	This tool describes a view of an image, video or audio signal in multi-dimensional

© ISO/IEC 2003 – All rights reserved

Copyright International Organization for Standardization
Provided by IHS under license with ISO
No reproduction or networking permitted without license from IHS
Not for Resale

Tools	*Functionality*
	spatial- and/or temporal-frequency. For example, a wavelet subband of an audio signal can be considered a `FrequencyView`.
`SpaceFrequencyView`	This tool describes a view of an image, video or audio signal simultaneously in multi-dimensional space and frequency. For example, a wavelet subband of a spatial segment of an image can be considered a `SpaceFrequencyView`.
`ResolutionView`	This tool describes a low-resolution view of an image, video or audio signal. For example, a thumbnail view of an image can be considered a `ResolutionView`. Conceptually, a `ResolutionView` can be considered as a special case of a `FrequencyView` that corresponds to a low-frequency subband, where down-sampling shall be used.
`SpaceResolutionView`	This tool describes a view of an image, video or audio signal simultaneously in space and resolution. For example, a low-resolution view of a spatial segment of an image can be considered a `SpaceResolutionView`.

The `View` concepts are illustrated in Figure 71, which shows the different kinds of Space and Frequency Views that can be specified. The examples are illustrated for a 2-D source image, however, the Views can apply equivalently to a source audio (1-D) or video (3-D) signal.

As shown in Figure 71, the `SpaceView` corresponds to a region of the image. The `ResolutionView` corresponds to a low-resolution or thumbnail version of the image. The `SpaceResolutionView` corresponds to a low-resolution version of a region of the image. The `FrequencyView` corresponds to a frequency subband of the image. For example, the frequency subband may indicate texture or edge information of the image. Finally, the `SpaceFrequencyView` corresponds to a frequency subband of a region of the image. All of these examples of `Views` fall under a general category of Space and Frequency Views since they correspond to particular partitions of the image in the space and/or frequency domain.

The `View` DS provides an abstract type for the specific types of views such as `SpaceView`, `FrequencyView`, `ResolutionView`, `SpaceResolutionView`, and `SpaceFrequencyView`. The `View` DS is used to describe the `Source` and `Target View` image, video or audio signal (including their locations).

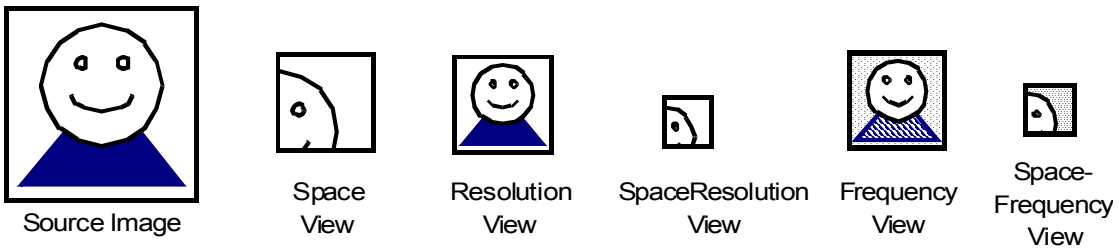

Figure 71 — Illustration of the different types of Space and FrequencyViews of a Source image: SpaceView, ResolutionView, SpaceResolutionView, FrequencyView and SpaceFrequencyView

13.3.5.2 View DS syntax

```
<!-- ################################## -->
<!--  Definition of View DS (13.3.5)  -->
<!-- ################################## -->

<!-- Definition of View DS -->
<complexType name="ViewType" abstract="true">
   <complexContent>
      <extension base="mpeg7:DSType">
```


Copyright International Organization for Standardization
Provided by IHS under license with ISO
No reproduction or networking permitted without license from IHS
Not for Resale
© ISO/IEC 2003 – All rights reserved

```
            <sequence>
               <element name="Target" type="mpeg7:SignalType"/>
               <element name="Source" type="mpeg7:SignalType" minOccurs="0"/>
            </sequence>
         </extension>
      </complexContent>
</complexType>
```

13.3.5.3 View DS semantics

Semantics of the `ViewType`:

Name	*Definition*
`ViewType`	Describes a view of an image, video, or audio signal (abstract).
`Target`	Describes the `Target` image, video or audio signal, which corresponds to the view signal.
`Source`	Describes the `Source` image, video or audio signal, which corresponds to the source signal from which the view is derived or defined with respect to (optional). `Source` is optional since in some cases it is necessary to access only the view signal (described by `Target`) and not the source signal (described by `Source`).

13.3.6 SpaceView DS

13.3.6.1 Introduction

The `SpaceView` DS is used to describe a multi-dimensional view of an image, video or audio signal in space and/or time. In general, a `SpaceView` is specified in terms of a multi-dimensional `Partition` in the spatial or temporal domain of the image, video or audio signal. For example, a `SpaceView` of an image corresponds to a region of the image. A `SpaceView` of an audio signal corresponds to a temporal segment of the audio signal. A `SpaceView` of a video may correspond to a spatial region of a video frame or a temporal region of a video segment.

13.3.6.2 SpaceView DS syntax

```
<!-- ######################################## -->
<!--  Definition of SpaceView DS (13.3.6)  -->
<!-- ######################################## -->

<!-- Definition of SpaceView DS -->
<complexType name="SpaceViewType">
   <complexContent>
      <extension base="mpeg7:ViewType">
         <choice>
            <element name="SpacePartition" type="mpeg7:PartitionType"/>
            <element name="SpaceRegion" type="mpeg7:RegionLocatorType"/>
            <element name="SpatioTemporalRegion"
               type="mpeg7:SpatioTemporalLocatorType"/>
         </choice>
      </extension>
   </complexContent>
</complexType>
```

© ISO/IEC 2003 – All rights reserved

Copyright International Organization for Standardization
Provided by IHS under license with ISO
No reproduction or networking permitted without license from IHS
Not for Resale

13.3.6.3 SpaceView DS semantics

Semantics of the SpaceViewType:

Name	*Definition*
SpaceViewType	Describes a multi-dimensional spatial view of an image, video or audio signal.
SpacePartition	Describes the multi-dimensional rectangle that defines a partition in multi-dimensional spatial or temporal plane spanned by the image, video or audio signal. The SpacePartition is specified in relation to the Source image, video or audio signal. In the case of the SpaceView being embedded in a view decomposition, if the Source image, video or audio signal is not specified in the SpaceView, then the SpacePartition is specified in relation to the Source image, video or audio signal of the root of the view decomposition.
SpaceRegion	Describes the multi-dimensional View as a region specified using the RegionLocatorType. SpaceRegion applies only to 2-D image data. It shall not be used otherwise. The RegionLocatorType is defined in ISO/IEC 15938-3.
SpatioTemporalRegion	Describes the multi-dimensional View as a region specified using the SpatioTemporalLocatorType. SpatioTemporalRegion applies only to time-varying 2-D spatial, image sequence or video data. It shall not be used otherwise. The SpatioTemporalLocatorType is defined in ISO/IEC 15938-3.

13.3.6.4 SpaceView DS examples (informative)

The following examples describe different SpaceViews. The first example describes a SpaceView that corresponds to the upper-left quadrant of an image.

```
<Mpeg7>
   <Description xsi:type="ViewDescriptionType">
      <View xsi:type="SpaceViewType">
         <Target>
            <ImageSignal>
               <MediaLocator>
                  <MediaUri>file://Aerial-upperleft.jpg</MediaUri>
               </MediaLocator>
            </ImageSignal>
         </Target>
         <Source>
            <ImageSignal>
               <MediaLocator>
                  <MediaUri>file://Aerial.jpg</MediaUri>
               </MediaLocator>
            </ImageSignal>
         </Source>
         <SpacePartition>
            <Origin xOrigin="left" yOrigin="top"/>
            <Start xsi:type="SignalPlaneFractionType" x="0" y="0"/>
            <End xsi:type="SignalPlaneFractionType" x="0.5" y="0.5"/>
         </SpacePartition>
      </View>
   </Description>
</Mpeg7>
```


Copyright International Organization for Standardization
Provided by IHS under license with ISO
No reproduction or networking permitted without license from IHS
© ISO/IEC 2003 – All rights reserved
Not for Resale

The following example describes a SpaceView that corresponds to the first 16384 samples of an audio signal.

```
<Mpeg7>
   <Description xsi:type="ViewDescriptionType">
      <View xsi:type="SpaceViewType">
         <Target>
            <AudioSignal>
               <MediaLocator>
                  <MediaUri>music-intro.mp3</MediaUri>
               </MediaLocator>
            </AudioSignal>
         </Target>
         <Source>
            <AudioSignal>
               <MediaLocator>
                  <MediaUri>music.mp3</MediaUri>
               </MediaLocator>
            </AudioSignal>
         </Source>
         <SpacePartition>
            <Start xsi:type="SignalPlaneSampleType" t="0"/>
            <Extent xsi:type="SignalPlaneSampleType" t="16384"/>
         </SpacePartition>
      </View>
   </Description>
</Mpeg7>
```

13.3.7 FrequencyView DS

13.3.7.1 Introduction

The FrequencyView DS is used to describe a multi-dimensional view of an image, video or audio signal in frequency. In general, a FrequencyView is specified in terms of a multi-dimensional Partition in the spatial-frequency and/or temporal-frequency domain of the image, video or audio signal. For example, a FrequencyView of an image corresponds to a spatial-frequency subband of the image. A FrequencyView of an audio signal corresponds to a temporal-frequency subband of the audio signal. A FrequencyView of a video corresponds to a 3-D subband of the video.

13.3.7.2 FrequencyView DS syntax

```
<!-- ########################################## -->
<!--  Definition of FrequencyView DS (13.3.7)  -->
<!-- ########################################## -->

<!-- Definition of FrequencyView DS -->
<complexType name="FrequencyViewType">
   <complexContent>
      <extension base="mpeg7:ViewType">
         <sequence>
            <element name="FrequencyPartition" type="mpeg7:PartitionType"/>
            <element name="Filtering" type="mpeg7:FilteringType" minOccurs="0"/>
            <element name="DownSamplingFactor" type="mpeg7:SignalPlaneSampleType"
               minOccurs="0"/>
         </sequence>
      </extension>
   </complexContent>
</complexType>
```

© ISO/IEC 2003 – All rights reserved

Copyright International Organization for Standardization
Provided by IHS under license with ISO
No reproduction or networking permitted without license from IHS
Not for Resale

13.3.7.3 FrequencyView DS semantics

Semantics of the FrequencyViewType:

Name	*Definition*
FrequencyViewType	Describes a multi-dimensional view of an image, video or audio signal in frequency.
FrequencyPartition	Describes the multi-dimensional rectangle that defines a partition in multi-dimensional spatial-frequency and/or temporal-frequency plane spanned by the image, video or audio signal. The FrequencyPartition is specified in relation to the Source image, video or audio signal. In the case of the FrequencyView being embedded in a view decomposition, if the Source image, video or audio signal is not specified in the FrequencyView, then the FrequencyPartition is specified in relation to the Source image, video or audio signal of the root of the view decomposition.
Filtering	Describes how filtering is performed to extract the FrequencyView (optional). The Filtering is defined in terms of a Filter and the padding, shifting and cropping used in processing the Source image, video or audio signal to compute the Target of the view. In part, the Filtering information implicitly characterizes the partition of the multi-dimensional frequency plane in terms of the passband and stopband characteristics of the filter. The specification of Filtering is optional, in which case an ideal filter is assumed, which implies that the partition rectangle has crisp boundaries in the frequency plane. In the case of the FrequencyView being embedded in a view decomposition, if the Source image, video or audio signal is not specified in the FrequencyView, then the Filtering is specified in relation to the Source image, video or audio signal of the root of the view decomposition.
DownSamplingFactor	Describes how down-sampling is performed on each dimension in extracting the FrequencyView, with respect to the Source image, video or audio signal (optional). Sampling is specified as a SignalPlaneType that specifies the down-sampling factor, which can take a nonNegativeInteger value greater or equal to one on each dimension. For example, a value of 2 on a dimension indicates that the dimension is down-sampled by two, which means that every other point from the discrete dimension is taken. In the case of the FrequencyView being embedded in a view decomposition, if the Source image, video or audio signal is not specified in the FrequencyView, then the DownSamplingFactor is specified in relation to the Source image, video or audio signal of the root of the view decomposition.

13.3.7.4 FrequencyView DS examples (informative)

The following example describes a FrequencyView that corresponds to a twice-iterated, low-pass, low-pass wavelet subband of an audio signal. The FrequencyView corresponds to the first one-quarter of the frequency plane. Furthermore, the filtered signal is down-sampled by a factor of four to produce a Target FrequencyView audio signal that has one-quarter the number of samples as the Source audio signal. The following example describes a coarse version of the audio signal.

```
<Mpeg7>
   <Description xsi:type="ViewDescriptionType">
      <View xsi:type="FrequencyViewType">
         <Target>
            <AudioSignal>
               <MediaLocator>
                  <MediaUri>file://audio-ll.mp3</MediaUri>
               </MediaLocator>
            </AudioSignal>
         </Target>
```


© ISO/IEC 2003 – All rights reserved
Copyright International Organization for Standardization
Provided by IHS under license with ISO
No reproduction or networking permitted without license from IHS
Not for Resale

```
            <Source>
               <AudioSignal>
                  <MediaLocator>
                     <MediaUri>file://audio.mp3</MediaUri>
                  </MediaLocator>
               </AudioSignal>
            </Source>
            <FrequencyPartition>
               <Start xsi:type="SignalPlaneFractionType" t="0"/>
               <End xsi:type="SignalPlaneFractionType" t="0.25"/>
            </FrequencyPartition>
            <DownSamplingFactor t="4"/>
         </View>
      </Description>
</Mpeg7>
```

13.3.8 SpaceFrequencyView DS

13.3.8.1 Introduction

The SpaceFrequencyView DS is used to describe a multi-dimensional view of an image, video or audio signal in space and frequency. In general, a SpaceFrequencyView is specified in terms of multi-dimensional Partitions in the spatial and/or temporal domain in addition to the spatial-frequency and/or temporal-frequency domain of the image, video or audio signal. For example, a SpaceFrequencyView of an image corresponds to a spatial-frequency subband of a region of the image. A SpaceFrequencyView of an audio signal corresponds to a temporal-frequency subband of a segment of the audio signal. A SpaceFrequencyView of a video corresponds to a 3-D subband of a spatio-temporal region of video.

13.3.8.2 SpaceFrequencyView DS syntax

```
<!-- ################################################ -->
<!--  Definition of SpaceFrequencyView DS (13.3.8)  -->
<!-- ################################################ -->

<!-- Definition of SpaceFrequencyView DS -->
<complexType name="SpaceFrequencyViewType">
   <complexContent>
      <extension base="mpeg7:ViewType">
         <sequence>
            <choice>
               <element name="SpacePartition" type="mpeg7:PartitionType"/>
               <element name="SpaceRegion" type="mpeg7:RegionLocatorType"/>
            </choice>
            <element name="FrequencyPartition" type="mpeg7:PartitionType"/>
            <element name="Filtering" type="mpeg7:FilteringType" minOccurs="0"/>
            <element name="DownSamplingFactor" type="mpeg7:SignalPlaneSampleType"
               minOccurs="0"/>
         </sequence>
         <attribute name="order" use="optional" default="spaceFrequency">
            <simpleType>
               <restriction base="NMTOKEN">
                  <enumeration value="spaceFrequency"/>
                  <enumeration value="frequencySpace"/>
                  <enumeration value="commutative"/>
                  <enumeration value="partitionable"/>
                  <enumeration value="mixed"/>
               </restriction>
            </simpleType>
```

© ISO/IEC 2003 – All rights reserved

Copyright International Organization for Standardization
Provided by IHS under license with ISO
No reproduction or networking permitted without license from IHS
Not for Resale

```
          </attribute>
       </extension>
    </complexContent>
</complexType>
```

13.3.8.3 SpaceFrequencyView DS semantics

Semantics of the SpaceFrequencyViewType:

Name	*Definition*
SpaceFrequencyViewType	Describes a multi-dimensional view of an image, video or audio signal in space and frequency.
SpacePartition	Describes the multi-dimensional rectangle that defines a partition in multi-dimensional spatial and/or temporal plane spanned by the image, video or audio signal. The SpacePartition is specified in relation to the Source image, video or audio signal. In the case of the SpaceFrequencyView being embedded in a view decomposition, if the Source image, video or audio signal is not specified in the SpaceFrequencyView, then the SpacePartition is specified in relation to the Source image, video or audio signal of the root of the view decomposition.
SpaceRegion	Describes the multi-dimensional View as a region specified using the RegionLocatorType. The RegionLocatorType is defined in ISO/IEC 15938-3.
FrequencyPartition	Describes the multi-dimensional rectangle that defines a partition in multi-dimensional spatial-frequency and/or temporal-frequency plane spanned by the image, video or audio signal. The FrequencyPartition is specified in relation to the Source image, video or audio signal. In the case of the SpaceFrequencyView being embedded in a view decomposition, if the Source image, video or audio signal is not specified in the SpaceFrequencyView, then the FrequencyPartition is specified in relation to the Source image, video or audio signal of the root of the view decomposition.
Filtering	Describes how filtering is performed to extract the SpaceFrequencyView from the frequency plane (optional). See specification of FrequencyView above for more details.
DownSamplingFactor	Describes how down-sampling is performed on each dimension in extracting the SpaceFrequencyView from the frequency plane, with respect to the Source image, video or audio signal (optional). See specification of FrequencyView above for more details.
order	Identifies the order of the analysis operations in extracting the SpaceFrequencyView from the Source image, video or audio signal. The order shall take values of "spaceFrequency", "frequencySpace", "commutative", "partitionable", or "mixed", which are defined as follows: • *spaceFrequency* - indicates that the spatial extraction operation is performed before the frequency extraction operation. • *frequencySpace* - indicates that the frequency extraction operation is performed before the space extraction operation. • *commutative* - indicates that the extraction involved an unspecified series of space and frequency operations that are commutative, which implies that the order does not matter. An example of a commutative decomposition is one that uses a Haar two-tap filter bank and performs down-sampling by two to perform the frequency extraction. • *partitionable* - indicates that the extraction involved an unspecified series

© ISO/IEC 2003 – All rights reserved
Copyright International Organization for Standardization
Provided by IHS under license with ISO
No reproduction or networking permitted without license from IHS
Not for Resale

Name	Definition
	of space and frequency operations, that are commutative since the filter bank takes a partitionable form, which implies that the order does not matter. An example of a partitionable decomposition is one that uses a twelve-tap filter bank, performs down-sampling by two, and implements the filtering via circular convolution with half the period of the signal to perform the frequency extraction. • *mixed* - indicates that the extraction involved an unspecified series of space and frequency operations. In this case, it may not be possible to recreate the extraction or perform synthesis using the SpaceFrequencyView data. By default, a value of "spaceFrequency" is assumed for order if not specified.

13.3.8.4 SpaceFrequencyView DS examples (informative)

The following example describes a `SpaceFrequencyView` that corresponds to a wavelet subband of a region of an image. The `SpaceFrequencyView` corresponds to the lower one-quarter of the spatial-frequency plane of the upper-left corner region of the image. Furthermore, the filtered region is down-sampled by a factor of two on each dimension to produce a `Target SpaceFrequencyView` image that has one-sixteenth the number of samples as the `Source` image. In this example, the order of the space and frequency analysis operations to extract the view is specified as space first then frequency. The following example describes a coarse version of the upper-left region of the image.

```
<Mpeg7>
   <Description xsi:type="ViewDescriptionType">
      <View xsi:type="SpaceFrequencyViewType" order="spaceFrequency">
         <Target>
            <ImageSignal>
               <MediaLocator>
                  <MediaUri>file://soccer-ul-ll.jpg</MediaUri>
               </MediaLocator>
            </ImageSignal>
         </Target>
         <Source>
            <ImageSignal>
               <MediaLocator>
                  <MediaUri>file://soccer.jpg</MediaUri>
               </MediaLocator>
            </ImageSignal>
         </Source>
         <SpacePartition>
            <Start xsi:type="SignalPlaneFractionType" x="0" y="0"/>
            <End xsi:type="SignalPlaneFractionType" x="0.5" y="0.5"/>
         </SpacePartition>
         <FrequencyPartition>
            <Start xsi:type="SignalPlaneFractionType" x="0" y="0"/>
            <End xsi:type="SignalPlaneFractionType" x="0.5" y="0.5"/>
         </FrequencyPartition>
         <DownSamplingFactor x="2" y="2"/>
      </View>
   </Description>
</Mpeg7>
```

© ISO/IEC 2003 – All rights reserved

Copyright International Organization for Standardization
Provided by IHS under license with ISO
No reproduction or networking permitted without license from IHS
Not for Resale

13.3.9 ResolutionView DS

13.3.9.1 Introduction

The ResolutionView DS is used to describe a multi-dimensional low-resolution view of an image, video or audio signal. Conceptually, a ResolutionView is a specific kind of FrequencyView that corresponds to the low-frequency portion of the frequency plane, and where the filtered signal has been down-sampled. A ResolutionView is specified in terms of the down-sampling factor on each dimension. Optionally, the ResolutionView can also be described in terms of its frequency partition and filtering. For example, a ResolutionView of an image corresponds to a thumbnail version of the image. A ResolutionView of an audio signal corresponds to a coarse version of the signal.

13.3.9.2 ResolutionView DS syntax

```
<!-- ################################################ -->
<!-- Definition of ResolutionView DS (13.3.9)         -->
<!-- ################################################ -->

<!-- Definition of ResolutionView DS -->
<complexType name="ResolutionViewType">
   <complexContent>
      <extension base="mpeg7:ViewType">
         <sequence>
            <element name="FrequencyPartition" type="mpeg7:PartitionType"
               minOccurs="0"/>
            <element name="Filtering" type="mpeg7:FilteringType"
               minOccurs="0"/>
            <element name="DownSamplingFactor" type="mpeg7:SignalPlaneSampleType"/>
         </sequence>
      </extension>
   </complexContent>
</complexType>
```

13.3.9.3 ResolutionView DS semantics

Semantics of the ResolutionViewType:

Name	*Definition*
ResolutionViewType	Describes a multi-dimensional low-resolution view of an image, video or audio signal.
FrequencyPartition	Describes the multi-dimensional rectangle that defines a partition in the multi-dimensional spatial-frequency and/or temporal-frequency plane spanned by the image, video or audio signal (optional). The FrequencyPartition is specified in relation to the Source image, video or audio signal. In the case of the ResolutionView being embedded in a view decomposition, if the Source image, video or audio signal is not specified in the ResolutionView, then the FrequencyPartition is specified in relation to the Source image, video or audio signal of the root of the view decomposition.
Filtering	Describes how filtering is performed to extract the ResolutionView from the frequency plane (optional). See specification of FrequencyView above for more details.
DownSamplingFactor	Describes how down-sampling is performed on each dimension in extracting the ResolutionView from the frequency plane, with respect to the Source image, video or audio signal. See specification of FrequencyView above for more details.

--`,,```,,,,````-`-`,,`,,`,`,,`---

© ISO/IEC 2003 – All rights reserved
Copyright International Organization for Standardization
Provided by IHS under license with ISO
No reproduction or networking permitted without license from IHS
Not for Resale

13.3.9.4 ResolutionView DS examples (informative)

The following example describes a ResolutionView that corresponds to a one-sixteenth size thumbnail view of an image (downsampled by a factor of four along both dimensions).

```
<Mpeg7>
   <Description xsi:type="ViewDescriptionType">
      <View xsi:type="ResolutionViewType">
         <Target>
            <ImageSignal>
               <MediaLocator>
                  <MediaUri>file://soccer-coarse.jpg</MediaUri>
               </MediaLocator>
            </ImageSignal>
         </Target>
         <Source>
            <ImageSignal>
               <MediaLocator>
                  <MediaUri>file://soccer.jpg</MediaUri>
               </MediaLocator>
            </ImageSignal>
         </Source>
         <DownSamplingFactor x="4" y="4"/>
      </View>
   </Description>
</Mpeg7>
```

13.3.10 SpaceResolutionView DS

13.3.10.1 Introduction

The SpaceResolutionView DS is used to describe a multi-dimensional view of data, which corresponds to a low-frequency region from the frequency plane.

13.3.10.2 SpaceResolutionView DS syntax

```
<!-- ################################################ -->
<!--  Definition of SpaceResolutionView DS (13.3.10)  -->
<!-- ################################################ -->

<!-- Definition of SpaceResolutionView DS -->
<complexType name="SpaceResolutionViewType">
   <complexContent>
      <extension base="mpeg7:ViewType">
         <sequence>
            <choice>
               <element name="SpacePartition" type="mpeg7:PartitionType"/>
               <element name="SpaceRegion" type="mpeg7:RegionLocatorType"/>
            </choice>
            <element name="FrequencyPartition" type="mpeg7:PartitionType"
               minOccurs="0"/>
            <element name="Filtering" type="mpeg7:FilteringType"
               minOccurs="0"/>
            <element name="DownSamplingFactor" type="mpeg7:SignalPlaneSampleType"/>
         </sequence>
         <attribute name="order" use="optional" default="spaceFrequency">
            <simpleType>
               <restriction base="NMTOKEN">
```

© ISO/IEC 2003 – All rights reserved

Copyright International Organization for Standardization
Provided by IHS under license with ISO
No reproduction or networking permitted without license from IHS
Not for Resale

```
                    <enumeration value="spaceFrequency"/>
                    <enumeration value="frequencySpace"/>
                    <enumeration value="commutative"/>
                    <enumeration value="partitionable"/>
                    <enumeration value="mixed"/>
                  </restriction>
               </simpleType>
            </attribute>
         </extension>
      </complexContent>
</complexType>
```

13.3.10.3 SpaceResolutionView DS semantics

Semantics of the SpaceResolutionViewType:

Name	*Definition*
SpaceResolutionViewType	Describes a multi-dimensional view of an image, video or audio signal in space and resolution.
SpacePartition	Describes the multi-dimensional rectangle that defines a partition in multi-dimensional spatial and/or temporal plane spanned by the image, video or audio signal. The SpacePartition is specified in relation to the Source image, video or audio signal. In the case of the SpaceResolutionView being embedded in a view decomposition, if the Source image, video or audio signal is not specified in the SpaceResolutionView, then the SpacePartition is specified in relation to the Source image, video or audio signal of the root of the view decomposition.
SpaceRegion	Describes the multi-dimensional View as a region specified using the RegionLocatorType. The RegionLocatorType is defined in ISO/IEC 15938-3.
FrequencyPartition	Describes the multi-dimensional rectangle that defines a partition in the multi-dimensional spatial-frequency and/or temporal-frequency plane spanned by the image, video or audio signal (optional). The FrequencyPartition is specified in relation to the Source image, video or audio signal. In the case of the SpaceResolutionView being embedded in a view decomposition, if the Source image, video or audio signal is not specified in the SpaceResolutionView, then the FrequencyPartition is specified in relation to the Source image, video or audio signal of the root of the view decomposition.
Filtering	Describes how filtering is performed to extract the SpaceResolutionView from the frequency plane (optional). See specification of FrequencyView above for more details.
DownSamplingFactor	Describes how down-sampling is performed on each dimension in extracting the SpaceResolutionView from the frequency plane, with respect to the Source image, video or audio signal. See specification of FrequencyView above for more details.
order	Identifies the order of the analysis operations in extracting the SpaceResolutionView from the Source image, video or audio signal. See the specification of the SpaceFrequencyView above for more details.

Copyright International Organization for Standardization
Provided by IHS under license with ISO
No reproduction or networking permitted without license from IHS
Not for Resale
© ISO/IEC 2003 – All rights reserved

13.3.10.4 SpaceResolutionView DS examples (informative)

The following example describes a SpaceResolutionView that corresponds to a coarse or thumbnail view of a region of an image. The SpaceResolutionView corresponds to the lower one-quarter resolution view of the upper-left corner region of the image. In this example, the order of the space and frequency (resolution) analysis operations to extract the view is specified as space first then frequency (resolution).

```
<Mpeg7>
   <Description xsi:type="ViewDescriptionType">
      <View xsi:type="SpaceResolutionViewType" order="spaceFrequency">
         <Target>
            <ImageSignal>
               <MediaLocator>
                  <MediaUri>file://soccer-ul-ll.jpg</MediaUri>
               </MediaLocator>
            </ImageSignal>
         </Target>
         <Source>
            <ImageSignal>
               <MediaLocator>
                  <MediaUri>file://soccer.jpg</MediaUri>
               </MediaLocator>
            </ImageSignal>
         </Source>
         <SpacePartition>
            <Start xsi:type="SignalPlaneFractionType" x="0" y="0"/>
            <End xsi:type="SignalPlaneFractionType" x="0.5" y="0.5"/>
         </SpacePartition>
         <DownSamplingFactor x="2" y="2"/>
      </View>
   </Description>
</Mpeg7>
```

13.3.11 ViewDecomposition DS

13.3.11.1 Introduction

Subclauses 13.3.11 to 13.3.17 specify tools for describing different space and frequency organizations and structured decompositions of views of image, video or audio signals. The tools specified in the subclauses 13.3.11 to 13.3.17 include:

Table 40 — Overview of View Decomposition Tools

Tools	*Functionality*
ViewSet	This tool describes a set of Views, which can have different properties of completeness and redundancy. For example, the set of subbands produced in a wavelet decomposition of an audio signal forms a ViewSet.
SpaceTree	This tool describes a spatial-tree decomposition of the data. For example, a spatial quad-tree image decomposition.
FrequencyTree	This tool describes a frequency-tree decomposition of the data. For example, a wavelet packet-tree image decomposition.
SpaceFrequencyGraph	This tool describes a decomposition of the signal simultaneously in space and frequency in which the views are organized using a space and frequency graph.

© ISO/IEC 2003 – All rights reserved

Copyright International Organization for Standardization
Provided by IHS under license with ISO
No reproduction or networking permitted without license from IHS
Not for Resale

Tools	*Functionality*
`VideoViewGraph`	This tool describes a decomposition of video signal in both spatial- and/or temporal-frequency. For example, a 3-D subband decomposition of video.
`MultiResolutionPyramid`	This tool describes a hierarchy of views of image, video or audio signal, for example, an image pyramid.

The `ViewDecomposition` DS is used to describe a decomposition of an image, video or audio signal into `Views`. `ViewDecomposition` is an abstract base class from which specific types of view sets and tree- and graph-based decompositions are derived.

13.3.11.2 ViewDecomposition DS syntax

```
<!-- ################################################ -->
<!--  Definition of ViewDecomposition DS (13.3.11)  -->
<!-- ################################################ -->

<!-- Definition of ViewDecomposition DS -->
<complexType name="ViewDecompositionType" abstract="true">
   <complexContent>
      <extension base="mpeg7:DSType">
         <sequence>
            <element name="Source" type="mpeg7:SignalType" minOccurs="0"/>
         </sequence>
         <attribute name="complete" type="boolean" use="optional"/>
         <attribute name="nonRedundant" type="boolean" use="optional"/>
      </extension>
   </complexContent>
</complexType>
```

13.3.11.3 ViewDecomposition DS semantics

Semantics of the `ViewDecompositionType`:

Name	*Definition*
`ViewDecompositionType`	Describes a decomposition of an image, video or audio signal into `Views` (abstract).
`Source`	Describes a `Source` image, video or audio signal from which the views in the `ViewDecomposition` are derived or defined with respect to (optional). If the specification of the `Source` is not given in the individual `Views`, then the specification of `Source` in the `ViewDecomposition` gives the value of the `Source` for all member `Views` of the decomposition.
`complete`	Indicates whether the set of views in the `ViewDecomposition` completely covers the space and frequency planes (optional). A value of `true` indicates that the set of views does cover the planes, otherwise a value of `false` indicates that it does not. If the attribute is not present, then nothing is known about the value of `complete`.

Copyright International Organization for Standardization
Provided by IHS under license with ISO
No reproduction or networking permitted without license from IHS
Not for Resale
© ISO/IEC 2003 – All rights reserved

Name	*Definition*
nonRedundant	Indicates whether the set of views in the ViewDecomposition nonredundantly covers the space and frequency planes (optional). A value of true indicates that the set of views do not overlap in the space and frequency planes, otherwise a value of false indicates that set of views is redundant, or that there is overlap in the space or frequency plane. If the attribute is not present, then nothing is known about the value of nonRedundant.

13.3.12 ViewSet DS

13.3.12.1 Introduction

A ViewSet describes a set of Views, which has properties indicating completeness and redundancy in covering the space and/or frequency planes. A ViewSet is complete if it completely covers the space and frequency planes. A ViewSet is nonredundant if the Views do not overlap in the space and frequency planes. Additionally, specific ViewSets can be characterized by the types of views in the set. For example, a ViewSet may contain a set of spatial regions or segments from an image or video. Another type of ViewSet may contain a set of frequency subbands, which may correspond to a uniform set or wavelet, or octave-spaced, set of subbands.

13.3.12.2 ViewSet DS syntax

```
<!-- ##################################### -->
<!--  Definition of ViewSet DS (13.3.12)  -->
<!-- ##################################### -->

<!-- Definition of ViewSet DS -->
<complexType name="ViewSetType">
   <complexContent>
      <extension base="mpeg7:ViewDecompositionType">
         <choice minOccurs="1" maxOccurs="unbounded">
            <element name="View" type="mpeg7:ViewType"/>
            <element name="ViewRef" type="mpeg7:ReferenceType"/>
         </choice>
         <attribute name="setProperty" use="optional">
            <simpleType>
               <union>
                  <simpleType>
                     <restriction base="NMTOKEN">
                        <enumeration value="space"/>
                        <enumeration value="frequency"/>
                        <enumeration value="subband"/>
                        <enumeration value="uniformSubband"/>
                        <enumeration value="wavelet"/>
                     </restriction>
                  </simpleType>
                  <simpleType>
                     <restriction base="mpeg7:termReferenceType"/>
                  </simpleType>
               </union>
            </simpleType>
         </attribute>
      </extension>
   </complexContent>
</complexType>
```

© ISO/IEC 2003 – All rights reserved

Copyright International Organization for Standardization
Provided by IHS under license with ISO
No reproduction or networking permitted without license from IHS
Not for Resale

13.3.12.3 ViewSet DS semantics

Semantics of the `ViewSetType`:

Name	*Definition*
`ViewSetType`	Describes set of views of image, video or audio signals.
`View`	Describes a view that is a member of the `ViewSet` (unbounded). `View` has type `ViewType`.
`ViewRef`	Describes a reference to a `View` that is a member of the `ViewSet` (unbounded).
`setProperty`	A property of the set of views, for example, whether they consist exclusively of tiles of the space or frequency plane, or correspond to particular types of sets (optional). The `setProperty` attribute shall take the values of "space", "frequency", "subband", "uniformSubband", "wavelet", which are defined as follows: ▪ *space* - indicates that the set of views consists exclusively of `SpaceViews`. ▪ *frequency* - indicates that the set of views consists exclusively of `FrequencyViews`. ▪ *subband* - indicates that the set of views consists exclusively of `FrequencyViews` that have been maximally down-sampled. ▪ *uniformSubband* - indicates that the set of views consists exclusively of subbands of uniform size and spacing in the frequency plane. ▪ *wavelet* - indicates that the set of views consists exclusively of subbands of octavely decreasing sizing and spacing with lower frequencies in the frequency plane. Other values that are datatype-valid with respect to `mpeg7:termReferenceType` are reserved.

13.3.12.4 ViewSet DS examples (informative)

The following example describes a `ViewSet` that contains two `SpaceViews`. The `ViewSet` is specified to be nonredundant and not complete. In this example, the two views correspond to the upper-left and upper-right quadrants, respectively, of the source image specified as the source of the view set. In both cases, the specification of the `SpacePartition` is given in relation to the source image of the view set.

```
<Mpeg7>
   <Description xsi:type="ViewDescriptionType">
      <ViewSet complete="false" nonRedundant="true" setProperty="space">
         <Source>
            <ImageSignal>
               <MediaLocator>
                  <MediaUri>file://soccer.jpg</MediaUri>
               </MediaLocator>
            </ImageSignal>
         </Source>
         <View xsi:type="SpaceViewType">
            <Target>
               <ImageSignal>
                  <MediaLocator>
                     <MediaUri>file://soccer-upper-left.jpg</MediaUri>
                  </MediaLocator>
```


© ISO/IEC 2003 – All rights reserved
Copyright International Organization for Standardization
Provided by IHS under license with ISO
No reproduction or networking permitted without license from IHS
Not for Resale

```
                </ImageSignal>
            </Target>
            <SpacePartition>
                <Start xsi:type="SignalPlaneFractionType" x="0" y="0"/>
                <End xsi:type="SignalPlaneFractionType" x="0.5" y="0.5"/>
            </SpacePartition>
        </View>
        <View xsi:type="SpaceViewType">
            <Target>
                <ImageSignal>
                    <MediaLocator>
                        <MediaUri>file://soccer-upper-right.jpg </MediaUri>
                    </MediaLocator>
                </ImageSignal>
            </Target>
            <SpacePartition>
                <Start xsi:type="SignalPlaneFractionType" x="0.5" y="0"/>
                <End xsi:type="SignalPlaneFractionType" x="1.0" y="0.5"/>
            </SpacePartition>
        </View>
    </ViewSet>
  </Description>
</Mpeg7>
```

13.3.13 SpaceTree DS

13.3.13.1 Introduction

A SpaceTree describes a tree-based spatial decomposition of an image, video or audio signal. A SpaceTree consists of SpaceTree nodes, which can optionally contain a SpaceView. Each node also has a number of children, which are also SpaceTrees. The branching factor of the SpaceTree specifies the branching of each node into a number of children. For example, an image spatial quad-tree is an instance of a SpaceTree in which the branching factor has a value of four.

13.3.13.2 SpaceTree DS syntax

```
<!-- ######################################## -->
<!--  Definition of SpaceTree DS (13.3.13)  -->
<!-- ######################################## -->

<!-- Definition of SpaceTree DS -->
<complexType name="SpaceTreeType">
  <complexContent>
    <extension base="mpeg7:ViewDecompositionType">
      <sequence>
        <choice minOccurs="0">
          <element name="View" type="mpeg7:SpaceViewType"/>
          <element name="ViewRef" type="mpeg7:ReferenceType"/>
        </choice>
        <choice minOccurs="0" maxOccurs="unbounded">
          <element name="Child" type="mpeg7:SpaceTreeType"/>
          <element name="ChildRef" type="mpeg7:ReferenceType"/>
        </choice>
      </sequence>
      <attribute name="branching" type="nonNegativeInteger" use="required"/>
    </extension>
  </complexContent>
</complexType>
```

--`,,```,,,,````-`-`,,`,,`,`,,`---

© ISO/IEC 2003 – All rights reserved

Copyright International Organization for Standardization
Provided by IHS under license with ISO
No reproduction or networking permitted without license from IHS
Not for Resale

13.3.13.3 SpaceTree DS semantics

Semantics of the SpaceTreeType:

Name	*Definition*
SpaceTreeType	Describes a tree-based spatial decomposition of an image, video or audio signal, such as a spatial quad-tree image decomposition.
View	Describes a View that is contained within the node of the SpaceTree (optional).
ViewRef	Describes a reference to a View that is contained within the node of the SpaceTree (optional).
Child	Describes the SpaceTrees that are descendents of the current node in the SpaceTree (optional). Generally, the number of children follows the factor specified by the value of branching. The exception being the terminal nodes of the SpaceTree, which have no children.
ChildRef	Describes the references to the SpaceTrees that are descendents of the current node in the SpaceTree (optional).
branching	Indicates the branching factor of the current node of the SpaceTree into the number of children SpaceTrees. The total number of Child and ChildRef elements at the current node of the SpaceTree is equal to the branching factor. In the case of terminal nodes, a value of 0 shall be used.

13.3.13.4 SpaceTree DS examples (informative)

The following example describes a SpaceTree with branching factor of two at the root node, which corresponds to the splitting of the source image into two child space views. The specification of the SpacePartitions of the Child views is given in relation to the Source image of the SpaceTree.

```
<Mpeg7>
   <Description xsi:type="ViewDescriptionType">
      <ViewDecomposition xsi:type="SpaceTreeType" complete="false"
         nonRedundant="true" branching="2">
         <Source>
            <ImageSignal>
               <MediaLocator>
                  <MediaUri>soccer.jpg</MediaUri>
               </MediaLocator>
            </ImageSignal>
         </Source>
         <Child branching="0">
            <View>
               <Target>
                  <ImageSignal>
                     <MediaLocator>
                        <MediaUri>soccer-00.jpg</MediaUri>
                     </MediaLocator>
                  </ImageSignal>
               </Target>
               <SpacePartition>
                  <Start xsi:type="SignalPlaneFractionType" x="0.0" y="0"/>
```


© ISO/IEC 2003 – All rights reserved
Copyright International Organization for Standardization
Provided by IHS under license with ISO
No reproduction or networking permitted without license from IHS
Not for Resale

```
                    <End xsi:type="SignalPlaneFractionType" x="0.5" y="0.5"/>
                </SpacePartition>
            </View>
        </Child>
        <Child branching="0">
            <View>
                <Target>
                    <ImageSignal>
                        <MediaLocator>
                            <MediaUri>soccer-01.jpg</MediaUri>
                        </MediaLocator>
                    </ImageSignal>
                </Target>
                <SpacePartition>
                    <Start xsi:type="SignalPlaneFractionType" x="0.5" y="0"/>
                    <End xsi:type="SignalPlaneFractionType" x="1.0" y="0.5"/>
                </SpacePartition>
            </View>
        </Child>
    </ViewDecomposition>
  </Description>
</Mpeg7>
```

13.3.14 FrequencyTree DS

13.3.14.1 Introduction

A FrequencyTree describes a tree-based decomposition of an image, video or audio signal in frequency. A FrequencyTree consists of FrequencyTree nodes, which can optionally contain a FrequencyView. Each node also has a number of children, which are also FrequencyTrees. The branching factor of the FrequencyTree specifies the branching of each node into a number of children. For example, an image wavelet packet-tree is an instance of a FrequencyTree in which the branching factor has a value of four.

13.3.14.2 FrequencyTree DS syntax

```
<!-- ############################################ -->
<!--  Definition of FrequencyTree DS (13.3.14)  -->
<!-- ############################################ -->

<!-- Definition of FrequencyTree DS -->
<complexType name="FrequencyTreeType">
  <complexContent>
    <extension base="mpeg7:ViewDecompositionType">
      <sequence>
        <choice minOccurs="0">
          <element name="View" type="mpeg7:FrequencyViewType"/>
          <element name="ViewRef" type="mpeg7:ReferenceType"/>
        </choice>
        <choice minOccurs="0" maxOccurs="unbounded">
          <element name="Child" type="mpeg7:FrequencyTreeType"/>
          <element name="ChildRef" type="mpeg7:ReferenceType"/>
        </choice>
      </sequence>
      <attribute name="branching" type="nonNegativeInteger" use="required"/>
    </extension>
  </complexContent>
</complexType>
```

© ISO/IEC 2003 – All rights reserved

Copyright International Organization for Standardization
Provided by IHS under license with ISO
No reproduction or networking permitted without license from IHS
Not for Resale

13.3.14.3 FrequencyTree DS semantics

Semantics of the FrequencyTreeType:

Name	*Definition*
FrequencyTreeType	Describes a tree-based decomposition of an image, video or audio signal in frequency, such as a wavelet packet-tree decomposition of an image.
View	Describes a View that is contained within the node of the FrequencyTree (optional).
ViewRef	Describes a reference to a View that is contained within the node of the FrequencyTree (optional).
Child	Describes the FrequencyTrees that are descendents of the current node in the FrequencyTree (optional). Generally, the number of children follows the factor specified by the value of branching. The exception being the terminal nodes of the FrequencyTree, which have no children.
ChildRef	Describes the references to the FrequencyTrees that are descendents of the current node in the FrequencyTree (optional).
branching	Indicates the branching factor of the current node of the FrequencyTree into the number of children FrequencyTrees. The total number of Child and ChildRef elements at the current node of the FrequencyTree is equal to the branching factor. In the case of terminal nodes, a value of 0 shall be used.

13.3.14.4 FrequencyTree DS examples (informative)

The following example describes a FrequencyTree with branching factor of two at the root node. The FrequencyTree specifies one FrequencyView at the first level of the tree and two FrequencyView at the second level of the tree.

```
<Mpeg7>
   <Description xsi:type="ViewDescriptionType">
      <ViewDecomposition xsi:type="FrequencyTreeType" complete="false"
         nonRedundant="true" branching="2">
         <Source>
            <ImageSignal>
               <MediaLocator>
                  <MediaUri>soccer.jpg</MediaUri>
               </MediaLocator>
            </ImageSignal>
         </Source>
         <Child branching="0">
            <View>
               <Target>
                  <ImageSignal>
                     <MediaLocator>
                        <MediaUri>soccer-ll.jpg</MediaUri>
                     </MediaLocator>
                  </ImageSignal>
               </Target>
               <FrequencyPartition>
                  <Start xsi:type="SignalPlaneFractionType" x="0" y="0"/>
                  <End xsi:type="SignalPlaneFractionType" x="0.5" y="0.5"/>
               </FrequencyPartition>
```


© ISO/IEC 2003 – All rights reserved
Copyright International Organization for Standardization
Provided by IHS under license with ISO
No reproduction or networking permitted without license from IHS
Not for Resale

```
            </View>
         </Child>
         <Child branching="0">
            <View>
               <Target>
                  <ImageSignal>
                     <MediaLocator>
                        <MediaUri>soccer-lh.jpg</MediaUri>
                     </MediaLocator>
                  </ImageSignal>
               </Target>
               <FrequencyPartition>
                  <Start xsi:type="SignalPlaneFractionType" x="0" y="0.5"/>
                  <End xsi:type="SignalPlaneFractionType" x="0.5" y="1"/>
               </FrequencyPartition>
            </View>
         </Child>
      </ViewDecomposition>
   </Description>
</Mpeg7>
```

13.3.15 SpaceFrequencyGraph DS

13.3.15.1 Introduction

A SpaceFrequencyGraph describes a directed acyclic graph-based decomposition of an image, video or audio signal in space and frequency. A SpaceFrequencyGraph consists of SpaceFrequencyGraph nodes, which can optionally contain a SpaceFrequencyView. Each node also has a number of children in the space and frequency dimensions, which are also SpaceFrequencyGraphs. The branching factor of the SpaceFrequencyGraph specifies the branching of each node into a number of children on the space and frequency dimensions.

13.3.15.2 SpaceFrequencyGraph DS syntax

```
<!-- ################################################ -->
<!--  Definition of SpaceFrequencyGraph DS (13.3.15)  -->
<!-- ################################################ -->

<!-- Definition of SpaceFrequencyGraph DS -->
<complexType name="SpaceFrequencyGraphType">
   <complexContent>
      <extension base="mpeg7:ViewDecompositionType">
         <sequence>
            <choice minOccurs="0">
               <element name="View" type="mpeg7:SpaceFrequencyViewType"/>
               <element name="ViewRef" type="mpeg7:ReferenceType"/>
            </choice>
            <choice minOccurs="0" maxOccurs="unbounded">
               <element name="SpaceChild"
                  type="mpeg7:SpaceFrequencyGraphType"/>
               <element name="SpaceChildRef" type="mpeg7:ReferenceType"/>
            </choice>
            <choice minOccurs="0" maxOccurs="unbounded">
               <element name="FrequencyChild"
                  type="mpeg7:SpaceFrequencyGraphType"/>
               <element name="FrequencyChildRef" type="mpeg7:ReferenceType"/>
            </choice>
         </sequence>
         <attribute name="branching" type="nonNegativeInteger" use="required"/>
```

© ISO/IEC 2003 – All rights reserved

Copyright International Organization for Standardization
Provided by IHS under license with ISO
No reproduction or networking permitted without license from IHS
Not for Resale

```
      </extension>
   </complexContent>
</complexType>
```

13.3.15.3 SpaceFrequencyGraph DS semantics

Semantics of the SpaceFrequencyGraphType:

Name	*Definition*
SpaceFrequencyGraphType	Describes a directed acyclic graph-based decomposition of an image, video or audio signal in space and frequency.
View	Describes a View that is contained within the node of the SpaceFrequencyGraph (optional).
ViewRef	Describes a reference to a View that is contained within the node of the SpaceFrequencyGraph (optional).
SpaceChild	Describes the SpaceFrequencyGraphs that are descendents of the current node in the SpaceFrequencyGraph in the spatial dimension. Generally, the number of children follows the factor specified by the value of branching. The exception being the terminal nodes of the SpaceFrequencyGraph, which have no children.
SpaceChildRef	Describes the references to the SpaceFrequencyGraphs that are descendents of the current node in the SpaceFrequencyGraph in the spatial dimension. The references allow the formation of a directed-acyclic graph (DAG) from the hierarchical tree decomposition. The specification allows the choice of embedding the children directly using SpaceChild or including links to the space children via SpaceChildRef.
FrequencyChild	Describes the SpaceFrequencyGraphs that are descendents of the current node in the SpaceFrequencyGraph in the frequency dimension. Generally, the number of children follows the factor specified by the value of branching. The exception being the terminal nodes of the SpaceFrequencyGraph, which have no children.
FrequencyChildRef	Describes the references to the SpaceFrequencyGraphs that are descendents of the current node in the SpaceFrequencyGraph in the frequency dimension. The references allow the formation of a directed-acyclic graph (DAG) from the hierarchical tree decomposition. The specification allows the choice of embedding the children directly using FrequencyChild or including links to the frequency children via FrequencyChildRef.
branching	Indicates the branching factor of the current node of the SpaceFrequencyGraph into the number of children SpaceFrequencyGraphs along both the space and frequency dimensions. At the current node of the SpaceFrequencyGraph, the total number of SpaceChild and SpaceChildRef elements, and the total number of FrequencyChild and FrequencyChildRef elements, is equal to the branching factor. In the case of terminal nodes, a value of 0 shall be used.

13.3.15.4 SpaceFrequencyGraph DS examples (informative)

The following example describes a SpaceFrequencyGraph with branching factor of two on each space and frequency dimension at the root node. The SpaceFrequencyGraph specifies one SpaceFrequencyView at the first level of the directed acyclic graph and four SpaceFrequencyViews at the second level of the graph.

© ISO/IEC 2003 – All rights reserved
Copyright International Organization for Standardization
Provided by IHS under license with ISO
No reproduction or networking permitted without license from IHS
Not for Resale

```
<Mpeg7>
   <Description xsi:type="ViewDescriptionType">
      <ViewDecomposition xsi:type="SpaceFrequencyGraphType" complete="false"
         nonRedundant="false" branching="2">
         <Source>
            <ImageSignal>
               <MediaLocator>
                  <MediaUri>soccer.jpg</MediaUri>
               </MediaLocator>
            </ImageSignal>
         </Source>
         <SpaceChild branching="0">
            <View>
               <Target>
                  <ImageSignal>
                     <MediaLocator>
                        <MediaUri>soccer-0.jpg</MediaUri>
                     </MediaLocator>
                  </ImageSignal>
               </Target>
               <SpacePartition>
                  <Start xsi:type="SignalPlaneFractionType" x="0" y="0"/>
                  <End xsi:type="SignalPlaneFractionType" x="0.5" y="1"/>
               </SpacePartition>
               <FrequencyPartition>
                  <Start xsi:type="SignalPlaneFractionType" x="0" y="0"/>
                  <End xsi:type="SignalPlaneFractionType" x="1" y="1"/>
               </FrequencyPartition>
            </View>
         </SpaceChild>
         <SpaceChild branching="0">
            <View>
               <Target>
                  <ImageSignal>
                     <MediaLocator>
                        <MediaUri>soccer-1.jpg</MediaUri>
                     </MediaLocator>
                  </ImageSignal>
               </Target>
               <SpacePartition>
                  <Start xsi:type="SignalPlaneFractionType" x="0" y="0"/>
                  <End xsi:type="SignalPlaneFractionType" x="1" y="0.5"/>
               </SpacePartition>
               <FrequencyPartition>
                  <Start xsi:type="SignalPlaneFractionType" x="0" y="0"/>
                  <End xsi:type="SignalPlaneFractionType" x="1" y="1"/>
               </FrequencyPartition>
            </View>
         </SpaceChild>
         <FrequencyChild branching="0">
            <View>
               <Target>
                  <ImageSignal>
                     <MediaLocator>
                        <MediaUri>soccer-ll.jpg</MediaUri>
                     </MediaLocator>
                  </ImageSignal>
               </Target>
               <SpacePartition>
                  <Start xsi:type="SignalPlaneFractionType" x="0" y="0"/>
                  <End xsi:type="SignalPlaneFractionType" x="1" y="1"/>
```

© ISO/IEC 2003 – All rights reserved

Copyright International Organization for Standardization
Provided by IHS under license with ISO
No reproduction or networking permitted without license from IHS
Not for Resale

```
                </SpacePartition>
                <FrequencyPartition>
                   <Start xsi:type="SignalPlaneFractionType" x="0" y="0"/>
                   <End xsi:type="SignalPlaneFractionType" x="0.5" y="0.5"/>
                </FrequencyPartition>
             </View>
          </FrequencyChild>
          <FrequencyChild branching="0">
             <View>
                <Target>
                   <ImageSignal>
                      <MediaLocator>
                         <MediaUri>soccer-lh.jpg</MediaUri>
                      </MediaLocator>
                   </ImageSignal>
                </Target>
                <SpacePartition>
                   <Start xsi:type="SignalPlaneFractionType" x="0" y="0"/>
                   <End xsi:type="SignalPlaneFractionType" x="1" y="1"/>
                </SpacePartition>
                <FrequencyPartition>
                   <Start xsi:type="SignalPlaneFractionType" x="0" y="0.5"/>
                   <End xsi:type="SignalPlaneFractionType" x="0.5" y="1"/>
                </FrequencyPartition>
             </View>
          </FrequencyChild>
       </ViewDecomposition>
    </Description>
</Mpeg7>
```

13.3.16 VideoViewGraph DS

13.3.16.1 Introduction

A `VideoViewGraph` describes a directed acyclic graph-based decomposition of an image, video or audio signal in spatial- and/or temporal-frequency dimensions. A `VideoViewGraph` consists of `VideoViewGraph` nodes, which can optionally contain a `FrequencyView`. Each node also has a number of children on the spatial- and/or temporal-frequency dimensions, which are also `VideoViewGraphs`. The branching factor of the `VideoViewGraph` specifies the branching of each node into a number of children in the spatial- and/or temporal-frequency dimensions.

13.3.16.2 VideoViewGraph DS syntax

```
<!-- ############################################ -->
<!--  Definition of VideoViewGraph DS (13.3.16)  -->
<!-- ############################################ -->

<!-- Definition of VideoViewGraph DS -->
<complexType name="VideoViewGraphType">
   <complexContent>
      <extension base="mpeg7:ViewDecompositionType">
         <sequence>
            <choice minOccurs="0">
               <element name="View" type="mpeg7:FrequencyViewType"/>
               <element name="ViewRef" type="mpeg7:ReferenceType"/>
            </choice>
            <choice minOccurs="0" maxOccurs="unbounded">
               <element name="SpaceFrequencyChild"
```


Copyright International Organization for Standardization
Provided by IHS under license with ISO
No reproduction or networking permitted without license from IHS
Not for Resale
© ISO/IEC 2003 – All rights reserved

```
                    type="mpeg7:VideoViewGraphType"/>
                <element name="SpaceFrequencyChildRef"
                    type="mpeg7:ReferenceType"/>
            </choice>
            <choice minOccurs="0" maxOccurs="unbounded">
                <element name="TimeFrequencyChild"
                    type="mpeg7:VideoViewGraphType"/>
                <element name="TimeFrequencyChildRef"
                    type="mpeg7:ReferenceType"/>
            </choice>
        </sequence>
        <attribute name="branching" type="nonNegativeInteger" use="required"/>
    </extension>
  </complexContent>
</complexType>
```

13.3.16.3 VideoViewGraph DS semantics

Semantics of the `VideoViewGraphType`:

Name	*Definition*
`VideoViewGraphType`	Describes a directed acyclic graph-based decomposition of an image, video or audio signal in spatial- and/or temporal-frequency.
`View`	Describes a `View` that is contained within the node of the `VideoViewGraph` (optional).
`ViewRef`	Describes a reference to a `View` that is contained within the node of the `VideoViewGraph` (optional).
`SpaceFrequencyChild`	Describes the `VideoViewGraphs` that are descendents of the current node in the `VideoViewGraph` in the spatial-frequency dimension. Generally, the number of children follows the factor specified by the value of `branching`. The exception being the terminal nodes of the `VideoViewGraph`, which have no children.
`SpaceFrequencyChildRef`	Describe the reference to the `VideoViewGraphs` that are descendents of the current node in the `VideoViewGraph` in the spatial-frequency dimension. The links allow the formation of a directed-acyclic graph (DAG) from the hierarchical tree decomposition. The specification allows the choice of embedding the children directly using `SpaceFrequencyChild` or including links to the spatial-frequency children via `SpaceFrequencyChildRef`.
`TimeFrequencyChild`	Describes the `VideoViewGraphs` that are descendents of the current node in the `VideoViewGraph` in the temporal-frequency dimension. Generally, the number of children follows the factor specified by the value of `branching`. The exception being the terminal nodes of the `VideoViewGraph`, which have no children.
`TimeFrequencyChildRef`	Describes the links to the `VideoViewGraphs` that are descendents of the current node in the `VideoViewGraph` in the temporal-frequency dimension. The links allow the formation of a directed-acyclic graph (DAG) from the hierarchical tree decomposition. The specification allows the choice of embedding the children directly using `TimeFrequencyChildRef` or including links to the temporal-frequency children via `TimeFrequencyChildRef`.

--`,,```,,,,````-`-`,,`,,`,`,,`---
© ISO/IEC 2003 – All rights reserved

Copyright International Organization for Standardization
Provided by IHS under license with ISO
No reproduction or networking permitted without license from IHS
Not for Resale

Name	*Definition*
branching	Indicates the branching factor of the current node of the VideoViewGraph into the number children VideoViewGraphs along both the spatial- and/or temporal-frequency dimensions. At the current node of the VideoViewGraph, the total number of SpaceFrequencyChild and SpaceFrequencyChildRef elements, and the total number of TimeFrequencyChild and TimeFrequencyChildRef elements, is equal to the branching factor. In the case of terminal nodes, a value of 0 shall be used.

13.3.16.4 VideoViewGraph DS examples (informative)

The following example describes a VideoViewGraph with branching factor of two on each spatial- and/or temporal-frequency dimension at the root node. The VideoViewGraph specifies one FrequencyView at the first level of the directed acyclic graph and four FrequencyViews at the second level of the graph.

```
<Mpeg7>
   <Description xsi:type="ViewDescriptionType">
      <ViewDecomposition xsi:type="VideoViewGraphType" complete="true"
         nonRedundant="false" branching="2">
         <Source>
            <VideoSignal>
               <MediaLocator>
                  <MediaUri>file://soccer.mpg</MediaUri>
               </MediaLocator>
            </VideoSignal>
         </Source>
         <SpaceFrequencyChild complete="false" nonRedundant="true" branching="0">
            <View>
               <Target>
                  <VideoSignal>
                     <MediaLocator>
                        <MediaUri>soccer-s0.mpg</MediaUri>
                     </MediaLocator>
                  </VideoSignal>
               </Target>
               <FrequencyPartition>
                  <Start xsi:type="SignalPlaneFractionType" x="0" y="0" t="0"/>
                  <End xsi:type="SignalPlaneFractionType" x="0.5" y="0.5" t="0.5"/>
               </FrequencyPartition>
            </View>
         </SpaceFrequencyChild>
         <SpaceFrequencyChild complete="false" nonRedundant="true" branching="0">
            <View>
               <Target>
                  <VideoSignal>
                     <MediaLocator>
                        <MediaUri>soccer-s1.mpg</MediaUri>
                     </MediaLocator>
                  </VideoSignal>
               </Target>
               <FrequencyPartition>
                  <Start xsi:type="SignalPlaneFractionType" x="0.5" y="0.5" t="0"/>
                  <End xsi:type="SignalPlaneFractionType" x="1" y="1" t="1"/>
               </FrequencyPartition>
            </View>
         </SpaceFrequencyChild>
         <TimeFrequencyChild complete="false" nonRedundant="true" branching="0">
```


© ISO/IEC 2003 – All rights reserved
Copyright International Organization for Standardization
Provided by IHS under license with ISO
No reproduction or networking permitted without license from IHS
Not for Resale

```
            <View>
               <Target>
                  <VideoSignal>
                     <MediaLocator>
                        <MediaUri>soccer-t0.mpg</MediaUri>
                     </MediaLocator>
                  </VideoSignal>
               </Target>
               <FrequencyPartition>
                  <Start xsi:type="SignalPlaneFractionType" x="0" y="0" t="0"/>
                  <End xsi:type="SignalPlaneFractionType" x="1" y="1" t="0.5"/>
               </FrequencyPartition>
            </View>
         </TimeFrequencyChild>
         <TimeFrequencyChild complete="false" nonRedundant="true" branching="0">
            <View>
               <Target>
                  <VideoSignal>
                     <MediaLocator>
                        <MediaUri>soccer-t1.mpg</MediaUri>
                     </MediaLocator>
                  </VideoSignal>
               </Target>
               <FrequencyPartition>
                  <Start xsi:type="SignalPlaneFractionType" x="0" y="0" t="0.5"/>
                  <End xsi:type="SignalPlaneFractionType" x="1" y="1" t="1"/>
               </FrequencyPartition>
            </View>
         </TimeFrequencyChild>
      </ViewDecomposition>
   </Description>
</Mpeg7>
```

13.3.17 MultiResolutionPyramid DS

13.3.17.1 Introduction

A `MultiresolutionPyramid` describes a hierarchy of views of image, video or audio signal with differing resolutions.

© ISO/IEC 2003 – All rights reserved

Copyright International Organization for Standardization
Provided by IHS under license with ISO
No reproduction or networking permitted without license from IHS
Not for Resale

13.3.17.2 MultiResolutionPyramid DS syntax

```
<!-- ################################################ -->
<!--  Definition of MultiResolutionPyramid DS (13.3.17)  -->
<!-- ################################################ -->

<!-- Definition of MultiResolutionPyramid DS -->
<complexType name="MultiResolutionPyramidType">
   <complexContent>
      <extension base="mpeg7:ViewDecompositionType">
         <sequence>
            <choice minOccurs="0">
               <element name="View" type="mpeg7:ResolutionViewType"/>
               <element name="ViewRef" type="mpeg7:ReferenceType"/>
            </choice>
            <choice minOccurs="0">
               <element name="Child" type="mpeg7:MultiResolutionPyramidType"/>
               <element name="ChildRef" type="mpeg7:ReferenceType"/>
            </choice>
         </sequence>
         <attribute name="level" type="nonNegativeInteger" use="optional"/>
      </extension>
   </complexContent>
</complexType>
```

13.3.17.3 MultiResolutionPyramid DS semantics

Semantics of the `MultiResolutionPyramidType`:

Name	*Definition*
`MultiResolutionPyramidType`	Describes a hierarchical multi-resolution decomposition of an image, video or audio signal.
`View`	Describes a `View` that is contained within the node of the `MultiResolutionPyramid` (optional).
`ViewRef`	Describes a reference to a `View` that is contained within the node of the `MultiResolutionPyramid` (optional).
`Child`	Describes the `MultiResolutionPyramids` that are descendents of the current node in the `MultiResolutionPyramid` (optional).
`ChildRef`	Describes a reference to `MultiResolutionPyramids` that are descendents of the current node in the `MultiResolutionPyramid` (optional).
`level`	Identifies the level of the current node in the `MultiResolutionPyramid` as the distance from the root or the hierarchy (optional).

13.3.17.4 MultiResolutionPyramid DS examples (informative)

The following example describes a two-level `MultiResolutionPyramid` consisting of a Gaussian pyramid of image views.

© ISO/IEC 2003 – All rights reserved
Copyright International Organization for Standardization
Provided by IHS under license with ISO
No reproduction or networking permitted without license from IHS
Not for Resale

```
<Mpeg7>
   <Description xsi:type="ViewDescriptionType">
      <ViewDecomposition xsi:type="MultiResolutionPyramidType" level="1">
         <Source>
            <ImageSignal>
               <MediaLocator>
                  <MediaUri>soccer.jpg</MediaUri>
               </MediaLocator>
            </ImageSignal>
         </Source>
         <Child level="1">
            <View>
               <Target>
                  <ImageSignal>
                     <MediaLocator>
                        <MediaUri>soccer-1.jpg</MediaUri>
                     </MediaLocator>
                  </ImageSignal>
               </Target>
               <DownSamplingFactor x="2" y="2"/>
            </View>
            <Child level="2">
               <View>
                  <Target>
                     <ImageSignal>
                        <MediaLocator>
                           <MediaUri>soccer-2.jpg</MediaUri>
                        </MediaLocator>
                     </ImageSignal>
                  </Target>
                  <DownSamplingFactor x="4" y="4"/>
               </View>
            </Child>
         </Child>
      </ViewDecomposition>
   </Description>
</Mpeg7>
```

13.4 Variations of the content

13.4.1 Introduction

Subclause 13.4 specifies a tool for describing the associations or relationships between different variations of multimedia content. The `Variation` DS supports content management by tracking the variations of multimedia content that result from various types of multimedia processing such as summarization, translation, reduction, revision, transcoding and so forth. The `Variation` DS also supports Universal Multimedia Access by allowing the selection of the most appropriate variation of the multimedia content for the specific capabilities of the terminal devices, network conditions or user preferences.

The key concepts used in the `Variation` DS are the concepts of `VariationSet`, `Variation`, `fidelity`, `priority`, `timeOffset`, `timeScale` and `VariationRelationship`, as illustrated above. A `VariationSet` describes a set of variations of a multimedia content item. The `VariationSet` refers to the source content using the `MultimediaContent` DS. The `MultimediaContent` DS allows the description of `MediaInformation`, `CreationInformation` and `UsageInformation` for the source multimedia content. In particular, `MediaInformation` may include `MediaFormat` information, which may be useful for selecting among the variations for Universal Multimedia Access. The `VariationSet` includes an unbounded set of `Variation` elements, which allows multiple variations of a single source content to be described.

--`,,```,,,,````-`-`,,`,,`,`,,`---

© ISO/IEC 2003 – All rights reserved

Copyright International Organization for Standardization
Provided by IHS under license with ISO
No reproduction or networking permitted without license from IHS
Not for Resale

The Variation refers to the variation multimedia content using the MultimediaContent DS. In addition, the Variation includes information specifying the fidelity, priority, time offset, time scale and relationship type of the variation multimedia content. The fidelity attribute indicates the fidelity of the variation content with respect to the source content, i.e., it expresses how "close" or "faithful" the variation is to the original. The priority attribute indicates the priority of the variation content with respect to the other Variations that may be included in a VariationSet. The timeOffset attribute indicates an offset of the time-base of the variation content with respect to the source content and the timeScale attribute indicates a scaling of the time-line of the variation content with respect to the source content.

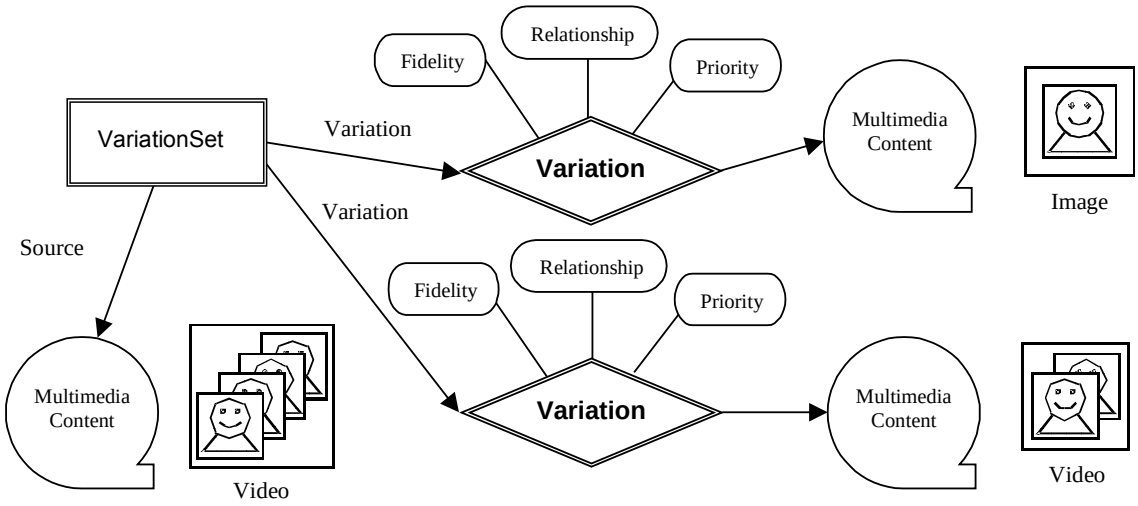

Figure 72 — Illustration of key concepts of Variation DS including VariationSet, Variation, variationFidelity, variationPriority and VariationRelationship

The VariationRelationship attribute specifies the type of association or relationship of the variation multimedia content with the source content. The different types of VariationRelationships are given as follows:

- Summarization - summarizes the important information of the source content in order to support efficient browsing and navigation. Examples of summaries include those defined in the Summary DS such as hierarchical summaries and sequential summaries.

- Abstraction - presents the salient points of a multimedia content. An abstract differs from a summary in that the abstract is separately authored while a summary is derived from the multimedia content.

- Extraction - extracts multimedia content from a multimedia content. Example extracts include key frames selected from video, audio-band and voice excerpts from audio content, paragraphs and key terms from text, and regions, segments, objects, and events from audio and video programs.

- ModalityTranslation - involves the conversion from one multimedia content modality (image, video, text, audio, graphics) to another. Examples of modality translation include text-to-speech (TTS), speech-to-text (speech recognition), video-to-image (video mosaicing), image-to-text (video-text or embedded caption recognition), and graphics-to-image (graphics rendering).

- LanguageTranslation - involves the conversion of text or speech associated with a multimedia content from one language to another, such as Spanish to English.

- ColorReduction - involves the reduction of the color detail of visual content such as an image or video. Examples include the reduction of a 24-bit RGB color image to 8-bit grayscale.

© ISO/IEC 2003 – All rights reserved
Copyright International Organization for Standardization
Provided by IHS under license with ISO
No reproduction or networking permitted without license from IHS
Not for Resale

- SpatialReduction - involves the reduction in the spatial size of visual content such as an image or video. Examples include the spatial reduction of frames in a video from spatial size 640x480 to 320x240 (width x height).
- TemporalReduction - involves the reduction in the time duration of audio or video content. Examples include the temporal reduction of a video from 1 hour to 15 minutes.
- SamplingReduction - involves the reduction in the temporal sampling period of audio or video content without shortening of the overall playback time. Examples include the frame rate reduction of video from 30 frames/sec to 15 frames/sec.
- RateReduction - involves the reduction in the temporal data rate of audio or video content. Examples include the rate reduction of MP3 audio from 128 Kbps to 96 Kbps.
- QualityReduction - involves the reduction in the detail or perceived quality of the multimedia content. Examples include the reduction of quality associated with the quantization of images from 256 levels of intensity to 32 levels of intensity.
- Compression - involves the reduction in the amount of data used in representing multimedia content. Examples include the lossy compression of a 1MB image to 256KB.
- Scaling - involves selecting a representation of a multimedia content from one of the levels in a scalable data representation. Examples include the scaled representation of an image from the coarse level of a multi-resolution image pyramid.
- Revision - indicates that a multimedia content has been revised in some way, such as through editing or post-processing, to produce the variation.
- Substitution - indicates that one multimedia content can be used as a substitute for another, without specifying any other explicit relationship between the programs. Examples of substitution include "alt" text in HTML, which is text that can substitute for an image that cannot be handled by the terminal device, or an audio track that replaces a chart in a presentation.
- Replay - indicates that the variation content refers to a replay such as a slow-motion replay of the source content.
- AlternativeView - indicates that the variation content provides an alternative view of the source content such as a view from another camera.
- AlternativeMediaProfile – indicates that the Variation refers to an alternative media profile of the source content.

13.4.2 VariationSet DS

13.4.2.1 Introduction

The `Variation` DSs are used to describe different variations of multimedia content. The variations may, in general, be generated in a number of different ways, or reflect revisions of the source content. The `VariationSet` DS specifies the source content and a set of its `Variations`. Each `Variation` indicates the variation content in addition to the fidelity to the source, the priority amongst the set of variations and the relationship of the variation with the source content.

13.4.2.2 VariationSet DS syntax

```
<!-- ######################################### -->
<!--  Definition of VariationSet DS (13.4.2)  -->
<!-- ######################################### -->

<!-- Definition of VariationSet DS -->
<complexType name="VariationSetType">
   <complexContent>
      <extension base="mpeg7:DSType">
```

--`,,```,,,,````-`-`,,`,,`,`,,`---

© ISO/IEC 2003 – All rights reserved

Copyright International Organization for Standardization
Provided by IHS under license with ISO
No reproduction or networking permitted without license from IHS
Not for Resale

```
            <sequence>
               <element name="Source" type="mpeg7:MultimediaContentType"/>
               <element name="Variation" type="mpeg7:VariationType"
                  minOccurs="1" maxOccurs="unbounded"/>
            </sequence>
         </extension>
      </complexContent>
   </complexType>

   <!-- Definition of Variation content entity -->
   <complexType name="VariationType">
      <complexContent>
         <extension base="mpeg7:DSType">
            <sequence>
               <element name="Source" type="mpeg7:MultimediaContentType"
                  minOccurs="0"/>
               <element name="Content" type="mpeg7:MultimediaContentType"/>
               <element name="VariationRelationship" minOccurs="0"
                  maxOccurs="unbounded">
                  <simpleType>
                     <union>
                        <simpleType>
                           <restriction base="NMTOKEN">
                              <enumeration value="summarization"/>
                              <enumeration value="abstraction"/>
                              <enumeration value="extraction"/>
                              <enumeration value="modalityTranslation"/>
                              <enumeration value="languageTranslation"/>
                              <enumeration value="colorReduction"/>
                              <enumeration value="spatialReduction"/>
                              <enumeration value="temporalReduction"/>
                              <enumeration value="samplingReduction"/>
                              <enumeration value="rateReduction"/>
                              <enumeration value="qualityReduction"/>
                              <enumeration value="compression"/>
                              <enumeration value="scaling"/>
                              <enumeration value="revision"/>
                              <enumeration value="substitution"/>
                              <enumeration value="replay"/>
                              <enumeration value="alternativeView"/>
                              <enumeration value="alternativeMediaProfile"/>
                           </restriction>
                        </simpleType>
                        <simpleType>
                           <restriction base="mpeg7:termReferenceType"/>
                        </simpleType>
                     </union>
                  </simpleType>
               </element>
            </sequence>
            <attribute name="fidelity" type="mpeg7:zeroToOneType" use="optional"/>
            <attribute name="priority" type="nonNegativeInteger" use="optional"/>
            <attribute name="timeOffset" type="mpeg7:mediaDurationType"
               use="optional"/>
            <attribute name="timeScale" type="mpeg7:zeroToOneType" use="optional"/>
         </extension>
      </complexContent>
   </complexType>
```

--`,,```,,,,````-`-`,,`,,`,`,,`---

Copyright International Organization for Standardization
Provided by IHS under license with ISO
No reproduction or networking permitted without license from IHS
Not for Resale
© ISO/IEC 2003 – All rights reserved

13.4.2.3 VariationSet DS semantics

Semantics of the `VariationSetType`:

Name	*Definition*
`VariationSetType`	Describes a set of variations of a multimedia content source.
`Source`	Describes the source multimedia content. Exactly one source shall be specified. If a source is specified within an embedded `Variation`, then that embedded source shall override the value of this source content for that particular `Variation`.
`Variation`	Describes the unbounded set of variations of the source multimedia content. At least one variation shall be specified.

Semantics of the `VariationType`:

Name	*Definition*
`VariationType`	Describes the variation multimedia content and its relationship to the source multimedia content.
`Source`	Describes the source multimedia content. At most one `Source` shall be specified. In the case that the `VariationType` is embedded within a `VariationSet`, then the specification of `Source` is optional.
`Content`	Describes the variation multimedia content.
`VariationRelationship`	Describes the different types of association relationships of the `Variation` multimedia content with respect to the source multimedia content. Multiple `VariationRelationships` may be specified. The types of relationships are defined as follows: • *summarization* - indicates that the variation content is a summary of the important information in the source content and allows efficient browsing and navigation. • *abstraction* - indicates that the variation content presents the salient points of the source content. • *extraction* - indicates that the variation content contains multimedia content extracted from the source content. • *modalityTranslation* - indicates that the variation content involves the conversion of the modality (image, video, text, audio, graphics) of the source content. • *languageTranslation* - indicates that the variation content involves the conversion of the language of the text or speech associated with the source content. • *colorReduction* - indicates that the variation content involves the reduction of the color detail of source visual content. • *spatialReduction* - indicates that the variation content involves the reduction in the spatial size of the source visual content. • *temporalReduction* - indicates that the variation content involves the

© ISO/IEC 2003 – All rights reserved

Copyright International Organization for Standardization
Provided by IHS under license with ISO
No reproduction or networking permitted without license from IHS
Not for Resale

Name	*Definition*
	reduction in the time duration of the source audio or video content. • *samplingReduction* - indicates that the variation content involves the reduction in the temporal sampling period of the source audio or video content without shortening of the overall playback time. • *rateReduction* - indicates that the variation content involves the reduction in the temporal data rate of the source audio or video content. • *qualityReduction* - indicates that the variation content involves the reduction in the detail or perceived quality of the source multimedia content • *compression* - indicates that the variation content involves the reduction in the amount of data used in representing the source multimedia content. • *scaling* - indicates that the variation content represents the source content from one of the levels in a scalable data representation • *revision* - indicates that the variation content involves revision of the source content, such as through editing or post-processing. • *substitution* - indicates that the variation content refers to multimedia content that can generically be used as a substitute for the source content without specifying an explicit relationship between the content. • *replay* - indicates that the variation content refers to a replay such as a slow-motion replay of the source multimedia segment or content. • *alternativeView* - indicates that the variation content provides an alternative view of the source content such as a view from another camera. • *alternativeMediaProfile* – indicates that the variation content refers to an alternative profile of the source content, such as where the variation and source content were obtained from the same original multimedia content using different encoding schemes, or the variation content was obtained from the source content using transcoding. Other values that are datatype-valid with respect to `mpeg7:termReferenceType` are reserved.
`fidelity`	Indicates the value of the fidelity of the variation content with respect to the source content. `Fidelity` is specified on a zero to one scale, where a value of one indicates the highest fidelity and zero indicates the lowest fidelity.
`priority`	Indicates the value of the priority of the variation content with respect to other content in a `VariationSet`. `Priority` is specified as a `nonNegativeInteger`, where a value of one indicates the highest priority and larger values indicate lower priorities.
`timeOffset`	Indicates the value of the media time offset of the variation content relative to the source content in the case that the encoding starts from a different time point of the source content. `TimeOffset` is specified using the duration of a time period. `TimeOffset` is positive if the media time point of the beginning of a given content segment in the variation content is greater than the media time point of the beginning of the same segment in the source content. Otherwise, `timeOffset` is negative.
`timescale`	Indicates the value of the scale factor of the media time of the variation content encoded at a different temporal rate with respect to the source content. `TimeScale` is specified on a zero to one scale where a value of one indicates the same temporal rate and 0.5 indicates that the temporal rate of the variation content is

© ISO/IEC 2003 – All rights reserved
Copyright International Organization for Standardization
Provided by IHS under license with ISO
No reproduction or networking permitted without license from IHS
Not for Resale

Name	Definition
	reduced by half with respect to the source content.

13.4.2.4 VariationSet DS examples (informative)

Figure 73 illustrates a set of variations of multimedia content. The example shows the source video content in the lower left corner and shows eight variations: two variations are video content, three variations are images, two variations are text, and one variation is audio. Each variation has a fidelity value that indicates how close or faithful the variation content is to the source content.

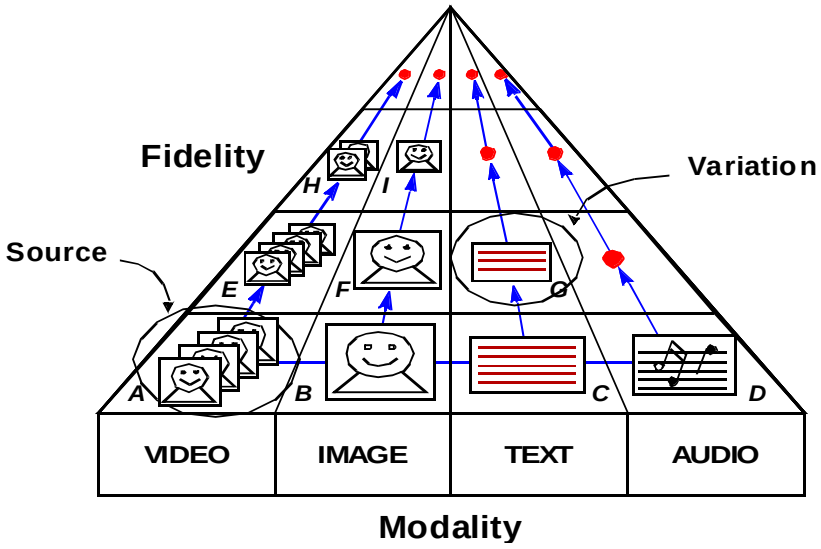

Figure 73 — Illustration of different variations of a source content. The eight variation contents have different modalities (video, image, text, audio) and fidelities with respect to the source content

The following example of the `VariationSet` DS describes a subset of the variation contents illustrated above, namely B, D and E. The source content is described first, using a `Video` element and a `MediaLocator` element. Following in the description is a set of three variations, described using an `Image`, `Audio` and `Video` element, respectively. Each `Variation` contains the `fidelity`, `priority` and `VariationRelationship`. The example shows that in some cases multiple `VariationRelationships` can be specified, such as the fact that variation E is derived from the source content via both SpatialReduction and Compression. Also, the `timeOffset` and `timeScale` attributes in the last `Variation` element relate the time-line of this variation content to the time-line of the source content.

```
<Mpeg7>
   <Description xsi:type="VariationDescriptionType">
      <VariationSet>
         <Source xsi:type="VideoType">
            <Video>
               <MediaLocator>
                  <MediaUri>file://soccer-A.mpg</MediaUri>
               </MediaLocator>
            </Video>
         </Source>
         <Variation fidelity="0.85" priority="1">
            <Content xsi:type="ImageType">
               <Image>
                  <MediaLocator>
                     <MediaUri>file://soccer-B.jpg</MediaUri>
                  </MediaLocator>
```

© ISO/IEC 2003 – All rights reserved

Copyright International Organization for Standardization
Provided by IHS under license with ISO
No reproduction or networking permitted without license from IHS
Not for Resale

```
                </Image>
            </Content>
            <VariationRelationship>extraction</VariationRelationship>
        </Variation>
        <Variation fidelity="0.75" priority="3">
            <Content xsi:type="AudioType">
                <Audio>
                    <MediaLocator>
                        <MediaUri>file://soccer-D.mp3</MediaUri>
                    </MediaLocator>
                </Audio>
            </Content>
            <VariationRelationship>extraction</VariationRelationship>
            <VariationRelationship>languageTranslation</VariationRelationship>
        </Variation>
        <Variation fidelity="0.5" priority="2" timeOffset="PT10S" timeScale="0.5">
            <Content xsi:type="VideoType">
                <Video>
                    <MediaLocator>
                        <MediaUri>file://soccer-E.mpg</MediaUri>
                    </MediaLocator>
                </Video>
            </Content>
            <VariationRelationship>spatialReduction</VariationRelationship>
            <VariationRelationship>compression</VariationRelationship>
            <VariationRelationship>alternativeMediaProfile</VariationRelationship>
        </Variation>
    </VariationSet>
  </Description>
</Mpeg7>
```

14 Content organization tools

14.1 Introduction

This clause specifies tools for describing the organization and modeling of multimedia content. The tools are used for describing collections and models as follows:

Table 41 — Overview of Content Organization Tools

Tools	*Functionality*
Collection	Describes unordered collections. Examples include collections of multimedia content, segments, descriptors, concepts, or mixed collections.
Model	Describes parameterized models of multimedia content, descriptors, or collections (abstract).
ProbabilityModel	Describes the association of statistics or probabilities with the attributes of multimedia content, descriptors or collections.
AnalyticModel	Describes the association of labels or semantics with multimedia content or collections.
Cluster Model	Describes the association of labels or semantics, and statistics or probabilities with multimedia content collections.
Classification	Describes information about collections of multimedia content in terms of labels, semantics,

© ISO/IEC 2003 – All rights reserved
Copyright International Organization for Standardization
Provided by IHS under license with ISO
No reproduction or networking permitted without license from IHS
Not for Resale

Tools	*Functionality*
Model	and models, which allows classification of unknown multimedia content.

14.2 Collections

This subclause specifies tools for describing collections related to multimedia content. Examples include collections of multimedia content, collections of descriptors, and collections of semantic concepts.

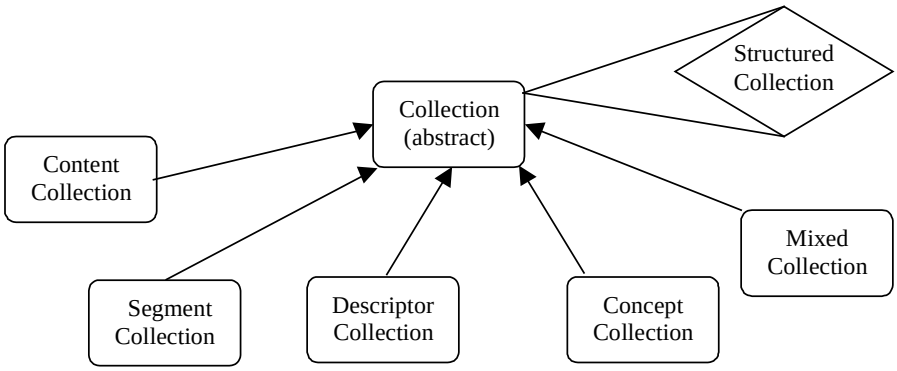

Figure 74 — Overview of the Collection tools

As shown in Figure 74, the `ContentCollection DS`, `SegmentCollection DS`, `DescriptorCollection DS`, `ConceptCollection DS`, and `MixedCollection DS` extend the `Collection DS`. The `ContentCollection DS` describes collections of multimedia content. The `SegmentCollection DS` tool describes collections of segments. The `DescriptorCollection DS` describes collections of multimedia content descriptions. The `ConceptCollection DS` describes collections of semantic concepts. The `MixedCollection DS` describes collections of content, descriptions, and concepts.

14.2.1 Collection DS

14.2.1.1 Introduction

The `Collection DS` describes a collection. `CollectionType` is an abstract type that forms the base of the different specialized types of collection description tools, including `ContentCollectionType`, `SegmentCollectionType`, `DescriptorCollectionType`, `ConceptCollectionType`, and `MixedCollectionType`.

14.2.1.2 Collection DS syntax

```
<!-- ######################################## -->
<!--  Definition of Collection DS (14.2.1)  -->
<!-- ######################################## -->

<!-- Definition of Collection DS -->
<complexType name="CollectionType" abstract="true">
   <complexContent>
   <extension base="mpeg7:DSType">
         <sequence>
            <choice minOccurs="0">
               <element name="CreationInformation"
                  type="mpeg7:CreationInformationType"/>
```

© ISO/IEC 2003 – All rights reserved

Copyright International Organization for Standardization
Provided by IHS under license with ISO
No reproduction or networking permitted without license from IHS
Not for Resale

```
                <element name="CreationInformationRef" type="mpeg7:ReferenceType"/>
            </choice>
            <choice minOccurs="0">
                <element name="UsageInformation" type="mpeg7:UsageInformationType"/>
                <element name="UsageInformationRef" type="mpeg7:ReferenceType"/>
            </choice>
            <element name="TextAnnotation"
                type="mpeg7:TextAnnotationType" minOccurs="0"
                maxOccurs="unbounded"/>
        </sequence>
        <attribute name="name" type="string" use="optional"/>
    </extension>
</complexContent>
</complexType>
```

14.2.1.3 Collection DS semantics

Semantics of the `CollectionType`:

Name	*Definition*
`CollectionType`	Describes a collection related to multimedia content (abstract). Examples include collections of multimedia content, collections of descriptors, and collections of semantic concepts. `CollectionType` extends `DSType`.
`CreationInformation`	Describes information related to the creation of the collection (optional).
`CreationInformationRef`	Describes a reference to information related to the creation of the collection (optional).
`UsageInformation`	Describes information related to the usage of the collection (optional).
`UsageInformationRef`	Describes a reference to information related to the usage of the collection (optional).
`TextAnnotation`	Describes a text annotation of the collection (optional).
`name`	Identifies the name of the collection (optional).

14.2.2 ContentCollection DS

14.2.2.1 Introduction

The ContentCollection DS describes collections of multimedia data, such as images, videos, audio, and so forth. The `ContentCollection DS` provides the basic functionality of describing a grouping of multimedia content into an unordered, unbounded, nested collection. `ContentCollectionType` extends `CollectionType`.

14.2.2.2 ContentCollection DS syntax

```
<!-- ################################################ -->
<!--  Definition of ContentCollection DS (14.2.2)  -->
<!-- ################################################ -->

<!-- Definition of ContentCollection DS -->
<complexType name="ContentCollectionType">
    <complexContent>
```


--`,,```,,,,````-`-`,,`,,`,`,,`---
© ISO/IEC 2003 – All rights reserved
Copyright International Organization for Standardization
Provided by IHS under license with ISO
No reproduction or networking permitted without license from IHS
Not for Resale

```
        <extension base="mpeg7:CollectionType">
            <sequence>
                <choice minOccurs="0" maxOccurs="unbounded">
                    <element name="VisualFeature" type="mpeg7:VisualDType"/>
                    <element name="AudioFeature" type="mpeg7:AudioDType"/>
                </choice>
                <choice minOccurs="0" maxOccurs="unbounded">
                    <element name="Content" type="mpeg7:MultimediaContentType"/>
                    <element name="ContentRef" type="mpeg7:ReferenceType"/>
                </choice>
                <choice minOccurs="0" maxOccurs="unbounded">
                    <element name="ContentCollection"
                        type="mpeg7:ContentCollectionType"/>
                    <element name="ContentCollectionRef" type="mpeg7:ReferenceType"/>
                </choice>
            </sequence>
        </extension>
    </complexContent>
</complexType>
```

14.2.2.3 ContentCollection DS semantics

Semantics of the `ContentCollectionType`:

Name	*Definition*
`ContentCollectionType`	Describes a collection of multimedia content, which can include images, video, audio, sounds, graphics, and so forth. The `ContentCollectionType` may describe a mix of different types of multimedia content within a single content collection description. `ContentCollectionType` extends `CollectionType`.
`VisualFeature`	Describes an aggregated visual feature of the content collection. For example, `VisualFeature` can describe the aggregated color of the images in an image collection using `GoFGoPColor D` (defined in ISO/IEC 15938-3). `VisualFeature` applies only in the case of a homogeneous collection of visual content such as a collection of images or a collection of video.
`AudioFeature`	Describes an aggregated audio feature of the content collection. The `AudioFeature` applies only in the case of a homogeneous collection of audio content such as a collection of songs or a collection of speech documents.
`Content`	Describes content that makes up the described content collection (optional).
`ContentRef`	Describes a reference to content that makes up the described content collection (optional).
`ContentCollection`	Describes a child content collection that is nested within the described content collection (optional).
`ContentCollectionRef`	Describes a reference to a description of a child content collection that is nested within the described content collection (optional).

14.2.2.4 ContentCollection DS examples (informative)

The following example shows the use of the `ContentCollection DS` to describe a collection of two images.

© ISO/IEC 2003 – All rights reserved

Copyright International Organization for Standardization
Provided by IHS under license with ISO
No reproduction or networking permitted without license from IHS
Not for Resale

```
<Mpeg7>
    <Description xsi:type="ContentEntityType">
        <MultimediaContent xsi:type="MultimediaCollectionType">
            <Collection xsi:type="ContentCollectionType">
                <Content xsi:type="ImageType">
                    <Image>
                        <MediaLocator xsi:type="ImageLocatorType">
                            <MediaUri>soccer1.jpg</MediaUri>
                        </MediaLocator>
                    </Image>
                </Content>
                <Content xsi:type="ImageType">
                    <Image>
                        <MediaLocator xsi:type="ImageLocatorType">
                            <MediaUri>soccer2.jpg</MediaUri>
                        </MediaLocator>
                    </Image>
                </Content>
            </Collection>
        </MultimediaContent>
    </Description>
</Mpeg7>
```

The following example shows the use of the `ContentCollection DS` to describe a collection or album of musical songs. The title of the collection is called "Live from Pisa." The collection consists of six songs, which are organized into two individual collections or album sides (side "A" and side "B"). The creation information for the collection describes the name of the artist. The creation information for each individual song describes the title of the song.

```
<Mpeg7>
    <Description xsi:type="ContentEntityType">
        <MultimediaContent xsi:type="MultimediaCollectionType">
            <Collection xsi:type="ContentCollectionType" name="Album - Live from Pisa">
                <CreationInformation>
                    <Creation>
                        <Title type="popular"> Live from Pisa </Title>
                        <Creator>
                            <Role href="RoleCS">
                                <Name> Artist </Name>
                            </Role>
                            <Agent xsi:type="PersonType">
                                <Name>
                                    <GivenName> John </GivenName>
                                    <FamilyName> Smith </FamilyName>
                                </Name>
                            </Agent>
                        </Creator>
                        <CopyrightString> Copyright 1997, All rights reserved.
                        </CopyrightString>
                    </Creation>
                </CreationInformation>
                <TextAnnotation>
                    <FreeTextAnnotation> Collection of musical songs.
                    </FreeTextAnnotation>
                </TextAnnotation>
                <ContentCollection name="Side A">
                    <Content xsi:type="AudioType">
                        <Audio>
```


© ISO/IEC 2003 – All rights reserved
Copyright International Organization for Standardization
Provided by IHS under license with ISO
No reproduction or networking permitted without license from IHS
Not for Resale

```
                        <MediaLocator>
                            <MediaUri>pompodor.mid</MediaUri>
                        </MediaLocator>
                        <CreationInformation>
                            <Creation>
                                <Title> Pompodor </Title>
                            </Creation>
                        </CreationInformation>
                    </Audio>
                </Content>
                <Content xsi:type="AudioType">
                    <Audio>
                        <MediaLocator>
                            <MediaUri>wheel.mid</MediaUri>
                        </MediaLocator>
                        <CreationInformation>
                            <Creation>
                                <Title> Wheel of Misfortune</Title>
                            </Creation>
                        </CreationInformation>
                    </Audio>
                </Content>
                <Content xsi:type="AudioType">
                    <Audio>
                        <MediaLocator>
                            <MediaUri>berreta.mid</MediaUri>
                        </MediaLocator>
                        <CreationInformation>
                            <Creation>
                                <Title> Red Berreta </Title>
                            </Creation>
                        </CreationInformation>
                    </Audio>
                </Content>
            </ContentCollection>
            <ContentCollection name="Side B">
                <Content xsi:type="AudioType">
                    <Audio>
                        <MediaLocator>
                            <MediaUri>brow.mid</MediaUri>
                        </MediaLocator>
                        <CreationInformation>
                            <Creation>
                                <Title> Browbeater </Title>
                            </Creation>
                        </CreationInformation>
                    </Audio>
                </Content>
                <Content xsi:type="AudioType">
                    <Audio>
                        <MediaLocator>
                            <MediaUri>sunshine.mid</MediaUri>
                        </MediaLocator>
                        <CreationInformation>
                            <Creation>
                                <Title> Sunshine </Title>
                            </Creation>
                        </CreationInformation>
                    </Audio>
                </Content>
                <Content xsi:type="AudioType">
```

© ISO/IEC 2003 – All rights reserved

Copyright International Organization for Standardization
Provided by IHS under license with ISO
No reproduction or networking permitted without license from IHS
Not for Resale

```
                    <Audio>
                        <MediaLocator>
                            <MediaUri>corner.mid</MediaUri>
                        </MediaLocator>
                        <CreationInformation>
                            <Creation>
                                <Title> Down on the Corner </Title>
                            </Creation>
                        </CreationInformation>
                    </Audio>
                </Content>
            </ContentCollection>
        </Collection>
    </MultimediaContent>
  </Description>
</Mpeg7>
```

14.2.3 SegmentCollection DS

14.2.3.1 Introduction

The SegmentCollection DS describes collections of segments, such as video segments, audio segments, still regions, and so forth, possibly from different multimedia content. The SegmentCollection DS provides the basic functionality of describing a grouping of segments into an unordered, unbounded, nested collection. SegmentCollectionType extends CollectionType.

14.2.3.2 SegmentCollection DS syntax

```
<!-- ################################################ -->
<!--  Definition of SegmentCollection DS (14.2.3)  -->
<!-- ################################################ -->

<!-- Definition of SegmentCollection DS -->
<complexType name="SegmentCollectionType">
   <complexContent>
      <extension base="mpeg7:CollectionType">
         <sequence>
            <choice minOccurs="0" maxOccurs="unbounded">
               <element name="Segment" type="mpeg7:SegmentType"/>
               <element name="SegmentRef" type="mpeg7:ReferenceType"/>
            </choice>
            <choice minOccurs="0" maxOccurs="unbounded">
               <element name="SegmentCollection"
                  type="mpeg7:SegmentCollectionType"/>
               <element name="SegmentCollectionRef" type="mpeg7:ReferenceType"/>
            </choice>
         </sequence>
      </extension>
   </complexContent>
</complexType>
```

14.2.3.3 SegmentCollection DS semantics

Semantics of the SegmentCollectionType:

Name	*Definition*

Copyright International Organization for Standardization
Provided by IHS under license with ISO
No reproduction or networking permitted without license from IHS
Not for Resale
© ISO/IEC 2003 – All rights reserved

Name	*Definition*
SegmentCollectionType	Describes a collection of segments, such as video segments, audio segments, still regions, and so forth, which are possibly from different multimedia content. The described segment collection may contain a mix of different types of segments. SegmentCollectionType extends CollectionType.
Segment	Describes a segment that makes up the described segment collection (optional).
SegmentRef	References an existing description of a segment that makes up the described segment collection (optional).
SegmentCollection	Describes a child segment collection that is nested within the described segment collection (optional).
SegmentCollectionRef	Describes a reference to a description of a child segment collection that is nested within the described segment collection (optional).

14.2.3.4 SegmentCollection DS examples (informative)

The following example illustrates the use of the SegmentCollection DS for describing a collection of two still regions. Each still region from an image corresponds to a region whose boundaries are identified using a spatial mask.

```
<Mpeg7>
   <Description xsi:type="ContentEntityType">
      <MultimediaContent xsi:type="MultimediaCollectionType">
         <Collection xsi:type="SegmentCollectionType">
            <Segment xsi:type="StillRegionType">
               <MediaLocator xsi:type="ImageLocatorType">
                  <MediaUri>soccer-upper-left.jpg</MediaUri>
               </MediaLocator>
               <TextAnnotation>
                  <FreeTextAnnotation> Soccer image (upper left region)
                  </FreeTextAnnotation>
               </TextAnnotation>
               <VisualDescriptor xsi:type="ScalableColorType" numOfCoeff="16"
                  numOfBitplanesDiscarded="0">
                  <Coeff> 1 2 3 4 5 6 7 8 9 0 1 2 3 4 5 6 </Coeff>
               </VisualDescriptor>
            </Segment>
            <Segment xsi:type="StillRegionType">
               <MediaLocator xsi:type="ImageLocatorType">
                  <MediaUri>soccer-lower-right.jpg</MediaUri>
               </MediaLocator>
               <TextAnnotation>
                  <FreeTextAnnotation> Soccer image (lower right region)
                  </FreeTextAnnotation>
               </TextAnnotation>
               <VisualDescriptor xsi:type="ScalableColorType" numOfCoeff="16"
                  numOfBitplanesDiscarded="0">
                  <Coeff> 1 2 3 4 5 6 7 8 9 0 1 2 3 4 5 6 </Coeff>
               </VisualDescriptor>
            </Segment>
         </Collection>
      </MultimediaContent>
   </Description>
</Mpeg7>
```

© ISO/IEC 2003 – All rights reserved

Copyright International Organization for Standardization
Provided by IHS under license with ISO
No reproduction or networking permitted without license from IHS
Not for Resale

14.2.4 DescriptorCollection DS

14.2.4.1 Introduction

The DescriptorCollection DS describes collections of descriptors of multimedia content. For example, this tool can be used to describe a collection of color descriptors or shape descriptions. The DescriptorCollection DS provides the basic functionality of describing a grouping of descriptor instances into an unordered, unbounded, nested collection. DescriptorCollectionType extends CollectionType.

14.2.4.2 DescriptorCollection DS syntax

```
<!-- ################################################ -->
<!--  Definition of DescriptorCollection DS (14.2.4)  -->
<!-- ################################################ -->

<!-- Definition of DescriptorCollection DS -->
<complexType name="DescriptorCollectionType">
   <complexContent>
      <extension base="mpeg7:CollectionType">
         <sequence>
            <element name="Descriptor" type="mpeg7:DType" minOccurs="0"
                  maxOccurs="unbounded"/>
            <choice minOccurs="0" maxOccurs="unbounded">
               <element name="DescriptorCollection"
                  type="mpeg7:DescriptorCollectionType"/>
               <element name="DescriptorCollectionRef" type="mpeg7:ReferenceType"/>
            </choice>
         </sequence>
      </extension>
   </complexContent>
</complexType>
```

14.2.4.3 DescriptorCollection DS semantics

Semantics of the DescriptorCollectionType:

Name	*Definition*
DescriptorCollectionType	Describes a collection of instances of a particular type of descriptor. The descriptor collection shall be limited to a single type of descriptor within a single description. DescriptorCollectionType extends CollectionType.
Descriptor	Describes the instance of the multimedia content descriptor by giving the value of the Descriptor (optional). The descriptor collection shall be limited to one type of Descriptor per instance.
DescriptorCollection	Describes a child descriptor collection that is nested within the described descriptor collection (optional).
DescriptorCollectionRef	Describes a reference to a description of a child descriptor collection that is nested within the described descriptor collection (optional).

--`,,```,,,,````-`-`,,`,,`,`,,`---
Copyright International Organization for Standardization
Provided by IHS under license with ISO
No reproduction or networking permitted without license from IHS
Not for Resale
© ISO/IEC 2003 – All rights reserved

14.2.4.4 DescriptorCollection DS examples (informative)

The following example shows the use of `DescriptorCollection DS` for describing a collection of instances of color descriptors. In this example, the color descriptors are `ScalableColor D` (defined in ISO/IEC 15938-3).

```
<Mpeg7>
   <Description xsi:type="ContentEntityType">
      <MultimediaContent xsi:type="MultimediaCollectionType">
         <Collection xsi:type="DescriptorCollectionType">
            <Descriptor xsi:type="ScalableColorType" numOfCoeff="16"
               numOfBitplanesDiscarded="0">
               <Coeff> 1 2 3 4 5 6 7 8 9 0 1 2 3 4 5 6 </Coeff>
            </Descriptor>
            <Descriptor xsi:type="ScalableColorType" numOfCoeff="16"
               numOfBitplanesDiscarded="0">
               <Coeff> 1 2 3 4 5 6 7 8 9 0 1 2 3 4 5 6 </Coeff>
            </Descriptor>
            <Descriptor xsi:type="ScalableColorType" numOfCoeff="16"
               numOfBitplanesDiscarded="0">
               <Coeff> 1 2 3 4 5 6 7 8 9 0 1 2 3 4 5 6 </Coeff>
            </Descriptor>
            <Descriptor xsi:type="ScalableColorType" numOfCoeff="16"
               numOfBitplanesDiscarded="0">
               <Coeff> 1 2 3 4 5 6 7 8 9 0 1 2 3 4 5 6 </Coeff>
            </Descriptor>
         </Collection>
      </MultimediaContent>
   </Description>
</Mpeg7>
```

14.2.5 ConceptCollection DS

14.2.5.1 Introduction

The `ConceptCollection DS` describes a collection of semantic concepts related to multimedia content, such as objects and events. The `ConceptCollection DS` provides the basic functionality of describing a grouping of semantic concepts into an unordered, unbounded, nested collection. `ConceptCollectionType` extends `CollectionType`.

14.2.5.2 ConceptCollection DS syntax

```
<!-- ################################################ -->
<!--  Definition of ConceptCollection DS (14.2.5)  -->
<!-- ################################################ -->

<!-- Definition of ConceptCollection DS -->
<complexType name="ConceptCollectionType">
   <complexContent>
      <extension base="mpeg7:CollectionType">
         <sequence>
            <choice minOccurs="0" maxOccurs="unbounded">
               <element name="Concept" type="mpeg7:SemanticBaseType"/>
               <element name="ConceptRef" type="mpeg7:ReferenceType" />
            </choice>
            <choice minOccurs="0" maxOccurs="unbounded">
               <element name="ConceptCollection"
                  type="mpeg7:ConceptCollectionType"/>
               <element name="ConceptCollectionRef" type="mpeg7:ReferenceType"/>
```

© ISO/IEC 2003 – All rights reserved

Copyright International Organization for Standardization
Provided by IHS under license with ISO
No reproduction or networking permitted without license from IHS
Not for Resale

```
            </choice>
         </sequence>
      </extension>
   </complexContent>
</complexType>
```

14.2.5.3 ConceptCollection DS semantics

Semantics of the `ConceptCollectionType`:

Name	*Definition*
`ConceptCollectionType`	Describes a collection of semantic concepts related to multimedia content, such as objects and events. The concept collection may contain a mix of different types of concepts. `ConceptCollectionType` extends `CollectionType`.
`Concept`	Describes a semantic concept belonging to the described concept collection (optional).
`ConceptRef`	Describes a reference to a semantic concept belonging to the described concept collection (optional).
`ConceptCollection`	Describes a child concept collection that is nested within the described concept collection (optional).
`ConceptCollectionRef`	Describes a reference to a description of a child concept collection that is nested within the described concept collection (optional).

14.2.5.4 ConceptCollection DS examples (informative)

The following example shows the use of the `ConceptCollection DS` for describing a collection of four semantic objects ("car", "house", "boat", and "tree").

```
<Mpeg7>
   <Description xsi:type="ContentEntityType">
      <MultimediaContent xsi:type="MultimediaCollectionType">
         <Collection xsi:type="ConceptCollectionType">
            <Concept xsi:type="ObjectType">
               <Label>
                  <Name> Car </Name>
               </Label>
            </Concept>
            <Concept xsi:type="ObjectType">
               <Label>
                  <Name> House </Name>
               </Label>
            </Concept>
            <Concept xsi:type="ObjectType">
               <Label>
                  <Name> Boat </Name>
               </Label>
            </Concept>
            <Concept xsi:type="ObjectType">
               <Label>
                  <Name> Tree </Name>
               </Label>
            </Concept>
```


© ISO/IEC 2003 – All rights reserved
Copyright International Organization for Standardization
Provided by IHS under license with ISO
No reproduction or networking permitted without license from IHS
Not for Resale

```
          </Collection>
       </MultimediaContent>
   </Description>
</Mpeg7>
```

14.2.6 Mixed Collection DS

14.2.6.1 Introduction

The MixedCollection DS subclause specifies tools for describing mixed collections of multimedia content, descriptors and semantic concepts related to multimedia content. The MixedCollection DS provides the basic functionality of describing a grouping of these items into an unordered, unbounded, nested collection. MixedCollectionType extends CollectionType.

14.2.6.2 MixedCollection DS syntax

```
<!-- ############################################ -->
<!--  Definition of MixedCollection DS (14.2.6)  -->
<!-- ############################################ -->

<!-- Definition of MixedCollection DS -->
<complexType name="MixedCollectionType">
   <complexContent>
      <extension base="mpeg7:CollectionType">
         <sequence>
            <choice minOccurs="0" maxOccurs="unbounded">
               <element name="Content" type="mpeg7:MultimediaContentType"/>
               <element name="ContentRef" type="mpeg7:ReferenceType"/>
            </choice>
            <choice minOccurs="0" maxOccurs="unbounded">
               <element name="Segment" type="mpeg7:SegmentType"/>
               <element name="SegmentRef" type="mpeg7:ReferenceType"/>
            </choice>
            <element name="Descriptor" type="mpeg7:DType" minOccurs="0"
               maxOccurs="unbounded" />
            <choice minOccurs="0" maxOccurs="unbounded">
               <element name="Concept" type="mpeg7:SemanticBaseType"/>
               <element name="ConceptRef" type="mpeg7:ReferenceType"/>
            </choice>
            <choice minOccurs="0" maxOccurs="unbounded">
               <element name="MixedCollection" type="mpeg7:MixedCollectionType"/>
               <element name="MixedCollectionRef" type="mpeg7:ReferenceType"/>
            </choice>
         </sequence>
      </extension>
   </complexContent>
</complexType>
```

14.2.6.3 MixedCollection DS semantics

Semantics of the MixedCollectionType:

Name	*Definition*
MixedCollectionType	Describes a mixed collection of content, segments, descriptors, and semantic concepts. The MixedCollection may contain a mix of different types items within a single description. MixedCollectionType extends CollectionType.

--`,,```,,,,````-`-`,,`,,`,`,,`---

© ISO/IEC 2003 – All rights reserved

Copyright International Organization for Standardization
Provided by IHS under license with ISO
No reproduction or networking permitted without license from IHS
Not for Resale

Name	*Definition*
`Content`	Describes content included in the described mixed collection (optional).
`ContentRef`	Describes a reference to content included in the described mixed collection (optional).
`Segment`	Describes a segment included in the described mixed collection (optional).
`SegmentRef`	Describes a reference to a segment included in the described mixed collection (optional).
`Descriptor`	Describes the instance of descriptor included in the described mixed collection (optional).
`Concept`	Describes a concept included in the described mixed collection (optional).
`ConceptRef`	Describes a reference to a concept included in the described mixed collection (optional).
`MixedCollection`	Describes a child mixed collection that is nested within the described mixed collection (optional).
`MixedCollectionRef`	Describes a reference to a description of a child mixed collection that is nested within the described mixed collection (optional).

14.2.6.4 MixedCollection DS examples (informative)

The following example shows the use of the `MixedCollection DS` for describing a collection of two images ("baseball01.jpg" and "baseball02.jpg") and two objects ("ball" and "glove").

```
<Mpeg7>
   <Description xsi:type="ContentEntityType">
      <MultimediaContent xsi:type="MultimediaCollectionType">
         <Collection xsi:type="MixedCollectionType">
            <Content xsi:type="ImageType">
               <Image>
                  <MediaLocator xsi:type="ImageLocatorType">
                     <MediaUri>baseball01.jpg</MediaUri>
                  </MediaLocator>
               </Image>
            </Content>
            <Content xsi:type="ImageType">
               <Image>
                  <MediaLocator xsi:type="ImageLocatorType">
                     <MediaUri>baseball02.jpg</MediaUri>
                  </MediaLocator>
               </Image>
            </Content>
            <Concept xsi:type="ObjectType">
               <Label>
                  <Name> Ball </Name>
               </Label>
            </Concept>
            <Concept xsi:type="ObjectType">
               <Label>
                  <Name> Glove </Name>
               </Label>
            </Concept>
```


© ISO/IEC 2003 – All rights reserved
Copyright International Organization for Standardization
Provided by IHS under license with ISO
No reproduction or networking permitted without license from IHS
Not for Resale

```
          </Collection>
       </MultimediaContent>
   </Description>
</Mpeg7>
```

14.2.7 StructuredCollection DS

14.2.7.1 Introduction

The StructuredCollection DS describes the association relationships among collections (see 14.2), collection models (see 14.5.3), cluster models (see 14.6.1) and structured collections. The relationships can indicate various relations among the items, such as the similarity of collections in terms of features, or the overlapping of semantic meaning.

14.2.7.2 StructuredCollection DS syntax

```
<!-- ################################################ -->
<!--  Definition of StructuredCollection DS (14.2.7)  -->
<!-- ################################################ -->

<!-- Definition of StructuredCollection DS -->
<complexType name="StructuredCollectionType" >
   <complexContent>
      <extension base="mpeg7:DSType">
         <sequence>
            <choice minOccurs="0" maxOccurs="unbounded">
               <element name="Collection" type="mpeg7:CollectionType"/>
               <element name="CollectionRef" type="mpeg7:ReferenceType"/>
            </choice>
            <choice minOccurs="0" maxOccurs="unbounded">
               <element name="CollectionModel" type="mpeg7:CollectionModelType"/>
               <element name="CollectionModelRef" type="mpeg7:ReferenceType"/>
            </choice>
            <choice minOccurs="0" maxOccurs="unbounded">
               <element name="ClusterModel" type="mpeg7:ClusterModelType"/>
               <element name="ClusterModelRef" type="mpeg7:ReferenceType"/>
            </choice>
            <choice minOccurs="0" maxOccurs="unbounded">
               <element name="StructuredCollection"
                  type="mpeg7:StructuredCollectionType"/>
               <element name="StructuredCollectionRef" type="mpeg7:ReferenceType"/>
            </choice>
            <element name="Relationships" type="mpeg7:GraphType" minOccurs="1"
               maxOccurs="unbounded"/>
         </sequence>
      </extension>
   </complexContent>
</complexType>
```

© ISO/IEC 2003 – All rights reserved

Copyright International Organization for Standardization
Provided by IHS under license with ISO
No reproduction or networking permitted without license from IHS
Not for Resale

14.2.7.3 StructuredCollection DS semantics

Semantics of the `StructuredCollectionType`:

Name	*Definition*
`StructuredCollectionType`	Describes the association relationships among collections, collection models, cluster models, and structured collections.
`Collection`	Describes an unbounded set of collections (optional).
`CollectionRef`	Describes an unbounded set of references to collections (optional).
`CollectionModel`	Describes an unbounded set of collection models (optional).
`CollectionModelRef`	Describes an unbounded set of references to collection models (optional).
`ClusterModel`	Describes an unbounded set of cluster models (optional).
`ClusterModelRef`	Describes an unbounded set of references to cluster models (optional).
`StructuredCollection`	Describes an unbounded set of structured collections (optional).
`StructuredCollectionRef`	Describes an unbounded set of references to structured collections (optional).
`Relationships`	Describes a graph that gives an unbounded set of relations among the collections, collection models and cluster models.

14.2.7.4 StructuredCollection DS examples (informative)

The following example shows the use of the `StructuredCollection DS` for desribing a structured collection consisting of two collections of images, each containing two images. The following relationships are described between the two collections of images using a relationship graph: `similarTo` and `overlaps`, which gives that the two collections are similar, and they overlap in some sense.

```
<Mpeg7>
   <Description xsi:type="ContentEntityType">
      <MultimediaContent xsi:type="MultimediaCollectionType">
         <StructuredCollection>
            <!-- Describes a Collection of two images -->
            <Collection id="collection1" xsi:type="ContentCollectionType">
               <Content xsi:type="ImageType">
                  <Image>
                     <MediaLocator xsi:type="ImageLocatorType">
                        <MediaUri>soccer1.jpg</MediaUri>
                     </MediaLocator>
                  </Image>
               </Content>
               <Content xsi:type="ImageType">
                  <Image>
                     <MediaLocator xsi:type="ImageLocatorType">
                        <MediaUri>soccer2.jpg</MediaUri>
                     </MediaLocator>
                  </Image>
               </Content>
            </Collection>
            <!-- Describes a Collection of two images -->
```


© ISO/IEC 2003 – All rights reserved
Copyright International Organization for Standardization
Provided by IHS under license with ISO
No reproduction or networking permitted without license from IHS
Not for Resale

```
            <Collection id="collection2" xsi:type="ContentCollectionType">
               <Content xsi:type="ImageType">
                  <Image>
                     <MediaLocator xsi:type="ImageLocatorType">
                        <MediaUri>soccer3.jpg</MediaUri>
                     </MediaLocator>
                  </Image>
               </Content>
               <Content xsi:type="ImageType">
                  <Image>
                     <MediaLocator xsi:type="ImageLocatorType">
                        <MediaUri>soccer4.jpg</MediaUri>
                     </MediaLocator>
                  </Image>
               </Content>
            </Collection>
            <!-- Describes the relationships among the collections -->
            <Relationships>
               <Node id="source" href="#collection1"/>
               <Node id="target1" href="#collection2"/>
               <Relation type="urn:mpeg:mpeg7:cs:SemanticRelationCS:2001:similar"
                  source="#source" target="#target1"/>
               <Relation
                  type="urn:mpeg:mpeg7:cs:BaseRelationCS:2001:overlaps"
                  source="#source" target="#target1"/>
            </Relationships>
         </StructuredCollection>
      </MultimediaContent>
   </Description>
</Mpeg7>
```

14.3 Models

14.3.1 Introduction

This subclause specifies tools for describing models of multimedia content. The models provide parameterized descriptions of multimedia content or collections of multimedia content. In the case of cluster models, the models are described in terms of statistics or probabilities associated with the attributes of collections of multimedia content. In the case of collection models, the models are described through examples of multimedia content.

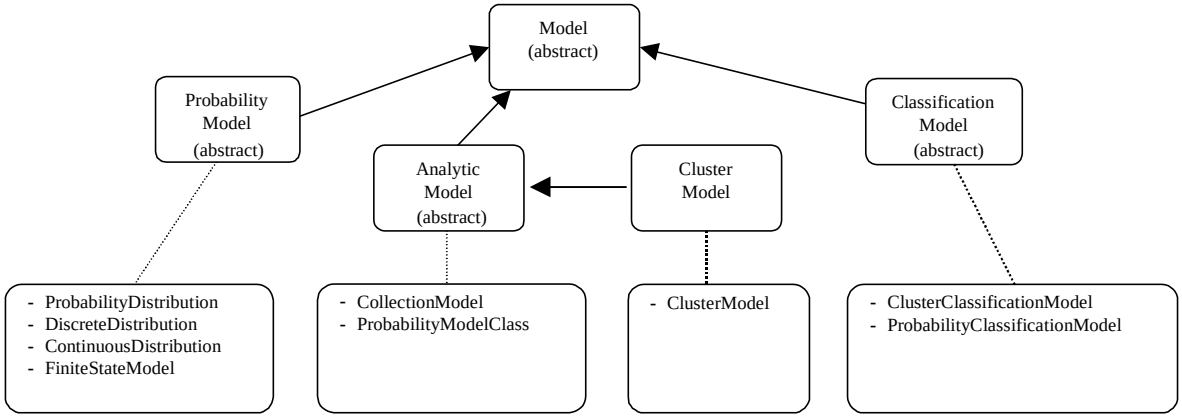

Figure 75 — Overview of tools for describing models of multimedia content

© ISO/IEC 2003 – All rights reserved

Copyright International Organization for Standardization
Provided by IHS under license with ISO
No reproduction or networking permitted without license from IHS
Not for Resale

14.3.2 Model DS

14.3.2.1 Introduction

The `Model DS` characterizes the attributes and features of multimedia content. `ModelType` is an abstract type that forms the base of the different specialized model types, that characterize multimedia content on the basis of probabilities, statistics, and examples.

14.3.2.2 Model DS syntax

```
<!-- ################################## -->
<!--  Definition of Model DS (14.3.2)  -->
<!-- ################################## -->

<!-- Definition of Model DS -->
<complexType name="ModelType" abstract="true">
   <complexContent>
      <extension base="mpeg7:DSType">
         <attribute name="confidence" type="mpeg7:zeroToOneType" use="optional"/>
         <attribute name="reliability" type="mpeg7:zeroToOneType" use="optional"/>
      </extension>
   </complexContent>
</complexType>
```

14.3.2.3 Model DS semantics

Semantics of the `ModelType`:

Name	*Definition*
`ModelType`	Describes a model of multimedia content (abstract). `ModelType` extends `DSType`.
`confidence`	Identifies the confidence of the Model (optional). `Confidence` indicates the degree of confidence in the model. For example, in the case of a probability model, if the model parameter values are far away from their corresponding statistical mean or outside a corresponding confidence interval, the model shall be assigned a lower confidence score. Likewise if the model parameters values are considered to be unusual, then the confidence in the values may be low. Otherwise, if the values are usual or within an expected range, then the confidence may be high. A value of 1.0 indicates highest confidence. A value of 0.0 indicates lowest confidence.
`reliability`	Identifies the reliability of the model (optional). `Reliability` refers to the accuracy of the values of the model parameters. `Reliability` may take into account the method of extraction. For example, in some cases if model parameter values are extracted automatically, then a reliability score may be assigned that is lower than those extracted manually. A value of 1.0 indicates highest reliability. A value of 0.0 indicates lowest reliability.

14.4 Probability models

14.4.1 Introduction

This subclause specifies tools for describing models of multimedia content using probabilities and statistics.

© ISO/IEC 2003 – All rights reserved
Copyright International Organization for Standardization
Provided by IHS under license with ISO
No reproduction or networking permitted without license from IHS
Not for Resale

14.4.2 ProbabilityModel DS

14.4.2.1 Introduction

`ProbabilityModel DS` describes the statistical modelling of multimedia content by describing the attributes and features of multimedia content using probabilities and statistics. `ProbabilityModelType` is an abstract type that forms the base type of the different specialized probability model types.

14.4.2.2 ProbabilityModel DS syntax

```
<!-- ########################################### -->
<!--  Definition of ProbabilityModel DS (14.4.2) -->
<!-- ########################################### -->

<!-- Definition of ProbabilityModel DS -->
<complexType name="ProbabilityModelType" abstract="true">
   <complexContent>
      <extension base="mpeg7:ModelType"/>
   </complexContent>
</complexType>
```

14.4.2.3 ProbabilityModel DS semantics

Semantics of the `ProbabilityModelType`:

Name	*Definition*
`ProbabilityModelType`	Describes the statistical modelling of multimedia content by describing the attributes and features of multimedia content using probabilities and statistics. (abstract). `ProbabilityModelType` extends `ModelType`.

14.4.3 ProbabilityDistribution DS

14.4.3.1 Introduction

Probability distributions provide a basic tool for building statistical models of multimedia content. In general, probability distributions describe the statistical properties of random variables in the form of a distribution. For many purposes, it is not necessary to represent all information about a distribution, rather, pieces of information may suffice for describing a distribution. For example, the information about the location (mean) and dispersion (variance) is most frequently used.

This subclause provides tools for describing both discrete and continuous probability distributions. In the discrete case, different classes of parameterized probability mass functions are described through the specification of the various parameters (i.e., probability of success, number of trials, and so forth). Furthermore, arbitrary discrete probability mass functions can be described by specifying the values of the distribution directly using histograms. In the continuous case, the probability density functions are described through the specification of various parameters (i.e., mean, variance, moments, shape, and so forth).

The `ProbabilityDistributionType` is the base type of the discrete and continuous probability distributions. The `ProbabilityDistributionType` includes attributes that are common to all distributions such as mean, variance, min, max, mode, median, moment, and so forth. In general, the probability distributions can have multiple dimensions, therefore, the `ProbabilityDistributionType` describes the parameters of the distributions as vectors. In the case that a distribution is one-dimensional, the first element of each vector shall be used to specify the corresponding parameter as a scalar quantity.

© ISO/IEC 2003 – All rights reserved

Copyright International Organization for Standardization
Provided by IHS under license with ISO
No reproduction or networking permitted without license from IHS
Not for Resale

14.4.3.2 ProbabilityDistribution DS syntax

```
<!-- ################################################ -->
<!--  Definition of ProbabilityDistribution DS (14.4.3)  -->
<!-- ################################################ -->

<!-- Definition of ProbabilityDistribution DS -->
<complexType name="ProbabilityDistributionType">
       <complexContent>
          <extension base="mpeg7:ProbabilityModelType">
             <sequence>
                <element name="Mean" type="mpeg7:DoubleMatrixType" minOccurs="0"/>
                <element name="Variance" type="mpeg7:DoubleMatrixType"
                   minOccurs="0"/>
                <element name="Min" type="mpeg7:DoubleMatrixType" minOccurs="0"/>
                <element name="Max" type="mpeg7:DoubleMatrixType" minOccurs="0"/>
                <element name="Mode" type="mpeg7:DoubleMatrixType" minOccurs="0"/>
                <element name="Median" type="mpeg7:DoubleMatrixType"
                      minOccurs="0"/>
                <element name="Moment" minOccurs="0" maxOccurs="unbounded">
                   <complexType>
                      <sequence>
                         <element name="Value">
                            <complexType>
                               <simpleContent>
                                  <extension base="mpeg7:DoubleMatrixType">
                                     <attribute name="order"
                                        type="nonNegativeInteger"
                                        use="required"/>
                                  </extension>
                               </simpleContent>
                            </complexType>
                         </element>
                         <element name="Center" type="mpeg7:DoubleMatrixType"
                            minOccurs="0"/>
                      </sequence>
                   </complexType>
                </element>
                <element name="Cumulant" minOccurs="0" maxOccurs="unbounded">
                   <complexType>
                      <sequence>
                         <element name="Value">
                            <complexType>
                               <simpleContent>
                                  <extension base="mpeg7:DoubleMatrixType">
                                     <attribute name="order"
                                        type="nonNegativeInteger"
                                        use="required"/>
                                  </extension>
                               </simpleContent>
                            </complexType>
                         </element>
                         <element name="Center" type="mpeg7:DoubleMatrixType"
                            minOccurs="0"/>
                      </sequence>
                   </complexType>
                </element>
             </sequence>
             <attribute name="dim" type="nonNegativeInteger" default ="1"/>
```


Copyright International Organization for Standardization
Provided by IHS under license with ISO
No reproduction or networking permitted without license from IHS
Not for Resale
© ISO/IEC 2003 – All rights reserved

```
        </extension>
      </complexContent>
    </complexType>
```

14.4.3.3 ProbabilityDistribution DS semantics

Semantics of the `ProbabilityDistributionType`:

Name	*Definition*
`ProbabilityDistributionType`	Describes a probability distribution. `ProbabilityDistributionType` extends `ProbabilityModelType`.
`Mean`	Describes the mean of the probability distribution (optional). The `Mean` is specified as a vector in order to allow description of the mean of multi-dimensional probability distributions. Given a one-dimensional distribution, the `Mean` takes a scalar value and is given by the first element of the vector. In general, the `Mean` of the distribution is given by the mean vector: $Mean = (\mu_{X_1}, \mu_{X_2}, \Lambda\ , \mu_{X_k})$, which locates the probability distribution in the k dimensional space of points $(x_1, x_2, \Lambda\ , x_k)$, where μ_{X_i} is computed as follows for the case of a discrete multi-dimensional distribution $p(x_1, x_2, \Lambda\ , x_k)$: $$\mu_{X_i} = E[X_i] = \sum_{x_1}\sum_{x_2}\Lambda\ \sum_{x_k} x_i\, p(x_1, x_2, \Lambda\ , x_k),$$ and as follows: $$\mu_{X_i} = E[X_i] = \int_{-\infty}^{\infty}\int_{-\infty}^{\infty}\Lambda\ \int_{-\infty}^{\infty} x_i\, f(x_1, x_2, \Lambda\ , x_k)dx_1 dx_2 \Lambda\ dx_k$$ for the case of a continuous multi-dimensional distribution $f(x_1, x_2, \Lambda\ , x_k)$.
`Variance`	Describes the variance of the probability distribution (optional). The `Variance` is specified as a vector in order to allow description of the variance of multi-dimensional probability distributions. In general, the `Variance` of a multi-dimensional distribution is given by the variance vector: $Variance = (\sigma^2_{X_1}, \sigma^2_{X_2}, \Lambda\ , \sigma^2_{X_k})$, where the individual variances $\sigma^2_{X_i}$ serve as measures of the dispersion of probability in the x_i direction in the k dimensional space, where $i = 1,2,\mathrm{K}\ ,k.$ The variance $\sigma^2_{X_i}$ along the x_i direction is computed as follows for the case of a discrete multi-dimensional distribution $p(x_1, x_2, \Lambda\ , x_k)$: $$\sigma^2_{X_i} = E[(X_i - \mu_{X_i})^2] = \sum_{x_1}\sum_{x_2}\Lambda\ \sum_{x_k}(x_i - \mu_{X_i})^2\, p(x_1, x_2, \Lambda\ , x_k),$$ and as follows:

© ISO/IEC 2003 – All rights reserved

Copyright International Organization for Standardization
Provided by IHS under license with ISO
No reproduction or networking permitted without license from IHS
Not for Resale

Name	*Definition*
	$\sigma_{X_i}^2 = E[(X_i - \mu_{X_i})^2] = \int_{-\infty}^{\infty}\int_{-\infty}^{\infty}\Lambda\int_{-\infty}^{\infty}(x_i - \mu_{X_i})^2 f(x_1, x_2, \Lambda, x_k)dx_1 dx_2 \Lambda\, dx_k$ for the case of a continuous multi-dimensional distribution $f(x^1, x^2, \Lambda, x_k)$.
`Min`	Describes the minimum value of the probability distribution (optional). The `Min` is specified as a vector in order to allow description of the minimum of multi-dimensional probability distributions. The `Min` of the multi-dimensional distribution is computed by individually computing the minimum along each dimension as follows: $Min = (\min(p_{X_1}(x_1)), \min(p_{X_2}(x_2)), \Lambda, \min(p_{X_k}(x_k)))$, where $p_{X_i}(x_i)$ gives the marginal function $p_{X_i}(x_i) = \sum_{\forall x_j \neq x_i} p(x_1, x_2, \Lambda, x_k)$, and $\min(p_{X_i}(x_i))$ gives the minimum value of the distribution range along the x_i direction of the distribution in the k dimensional space, where $i = 1,2,\mathrm{K}, k.$
`Max`	Describes the maximum value of the probability distribution (optional). The `Max` is specified as a vector in order to allow description of the maximum of multi-dimensional probability distributions. The `Max` of the multi-dimensional distribution is computed by individually computing the maximum along each dimension as follows: $Max = (\max(p_{X_1}(x_1)), \max(p_{X_2}(x_2)), \Lambda, \max(p_{X_k}(x_k)))$, where $p_X(x_i)$ gives the marginal function $p_{X_i}(x_i) = \sum_{\forall x_j \neq x_i} p(x_1, x_2, \Lambda, x_k)$, and $\max(p_{X_i}(x_i))$ gives the maximum value of the distribution range along the x_i direction of the distribution in the k dimensional space, where $i = 1,2,\mathrm{K}, k.$
`Mode`	Describes the mode of the probability distribution (optional). The `Mode` is specified as a vector in order to allow description of the mode of multi-dimensional probability distributions. The `Mode` of the multi-dimensional distribution is computed by individually computing the mode along each dimension as follows: $Mode = (\mathrm{mode}(p_{X_1}(x_1)), \mathrm{mode}(p_{X_2}(x_2)), \Lambda, \mathrm{mode}(p_{X_k}(x_k)))$, where $p_{X_i}(x_i)$ gives the marginal function $p_{X_i}(x_i) = \sum_{\forall x_j \neq x_i} p(x_1, x_2, \Lambda, x_k)$, and $\mathrm{mode}(p_{X_i}(x_i))$ gives the mode, or most probable value, of the distribution along the x_i direction in the k dimensional space, where $i = 1,2,\mathrm{K}, k.$ For a continuous distribution, the mode corresponds to the value at which the probability density function is maximum, that is, mode = x_m, where $\forall_j p_{X_j}(x_j) \leq p_{X_m}(x_m)$. The mode need not be uniquely defined since there can be more than one most probable value of a distribution.

© ISO/IEC 2003 – All rights reserved
Copyright International Organization for Standardization
Provided by IHS under license with ISO
No reproduction or networking permitted without license from IHS
Not for Resale

Name	*Definition*
`Median`	Describes the median of the probability distribution (optional). The `Median` is specified as a vector in order to allow description of the media of multi-dimensional probability distributions. The `Median` of the multi-dimensional distribution is computed by individually computing the median along each dimension as follows: where $p_{X_i}(x_i)$ gives the marginal function $p_{X_i}(x_i) = \sum_{\forall x_j \neq x_i} p(x_1, x_2, \Lambda\ , x_k)$, and $med(p_{X_i}(x_i))$ gives the median of the distribution along the x_i direction in the k dimensional space, where $i = 1,2,\mathrm{K}\ ,k.$ The value of the median along the x_i direction can be obtained analytically by solving the equation $F_{X_i}(x_i) = 1/2$, where $F_{X_i}(x_i)$ gives the marginal cumulative density function along the x_i direction, where $F_{X_i}(x_i) = P\{X_i \leq x_i\}$. The median provides one measure of the location for the distribution.
`Moment`	Describes the value of the rth central moment of the probability distribution around a point c, where r is the order of the moment and c is the value of the point around which the moment is computed (optional). The `Moment` is specified as a vector in order to allow description of multi-dimensional probability distributions. In general, the rth moment of a multi-dimensional distribution around a center c is given by the vector: $Moment(r,c) = (\mu_{X_1}^{(r,c)}, \mu_{X_{21}}^{(r,c)}, \Lambda\ , \mu_{X_k}^{(r,c)})$. The moment $\mu_{X_1}^{(r,c)}$ along the x_i direction is computed as follows for the case of a discrete multi-dimensional distribution $p(x_1, x_2, \Lambda\ , x_k)$: $$\mu_{X_i}^{(r,c)} = E[(X_i - c_i)^r] = \sum_{x_1}\sum_{x_2}\Lambda\ \sum_{x_k}(x_i - c_i)^r\ p(x_1, x_2, \Lambda\ , x_k),$$ and as follows: $$\mu_{X_i}^{(r,c)} = E[(X_i - c_i)^r] = \int_{-\infty}^{\infty}\int_{-\infty}^{\infty}\Lambda\ \int_{-\infty}^{\infty}(x_i - c_i)^r\ f(x_1, x_2, \Lambda\ , x_k)dx_1 dx_2 \Lambda\ dx_k$$ for the case of a continuous multi-dimensional distribution $f(x_1, x_2, \Lambda\ , x_k)$.
`Value`	Describes the value of the moment of the probability distribution around a point specified by it `Center`.
`order`	Specifies the order of the moment. For example `order="1"` corresponds to the mean; `order="2"` corresponds to the variance; `order="3"` corresponds to the skewness; `order="4"` corresponds to kurtosis, and so forth. In the specification of moment above, the order of the cumulant is denoted by the symbol r.

© ISO/IEC 2003 – All rights reserved

Copyright International Organization for Standardization
Provided by IHS under license with ISO
No reproduction or networking permitted without license from IHS
Not for Resale

Name	*Definition*
`Center`	Specifies the point around which the moment is computed (optional). If not specified, the `Center` shall have the value of the mean of the distribution. In this case, the moments are considered to be central moments.
`Cumulant`	Describes the value of the sth cumulant of the probability distribution, where s is the order of the cumulant. The `Cumulant` is specified as a vector to allow description of a multi-dimensional probability distribution. The cumulant generating function of a random variable X, whether discrete or continuous, is defined by $K_X(\Theta) = \log M_X(\Theta)$, where $M_X(\Theta) = E(e^{\Theta X})$ gives the moment generating function, which is defined for all values Θ for which the expect value exists, where Θ gives the center point around which the cumulant is computed. Thus, the moment generating function $M_X(\Theta)$ along the x_i direction is computed as follows for the case of a discrete multi-dimensional distribution $p(x_1, x_2, \Lambda\ , x_k)$: $$M_{X_i}(\Theta) = E(e^{\Theta X_i}) = \sum_{x_1}\sum_{x_2}\Lambda\ \sum_{x_k} e^{\Theta X_i} p(x_1, x_2, \Lambda\ , x_k),$$ and as follows: $$M_{X_i}(\Theta) = E(e^{\Theta X_i}) = \int_{-\infty}^{\infty}\int_{-\infty}^{\infty}\Lambda\ \int_{-\infty}^{\infty} e^{\Theta X_i} f(x_1, x_2, \Lambda\ , x_k) dx_1 dx_2 \Lambda\ dx_k$$ for the case of a continuous multi-dimensional distribution $f(x_1, x_2, \Lambda\ , x_k)$. Letting $K_X^{[s]}(\Theta) = (d/d\Theta)^s K_X(\Theta)$, the quantities $\kappa_s = K_X^{[s]}(0)$, $s = 1,2,....,$ are known as the sth cumulants of the random variable X. In particular, $\kappa_1 = \mu_X$ (mean) and $\kappa_2 = \sigma_X^2$ (variance).
`Value`	Describes the value of the cumulant of the probability distribution around a point specified by `Center`.
`order`	Specifies the order of the cumulant. For example, given a zero `Center`, for `order` = 1, the cumulant is equivalent to the mean. Given a zero `Center`, for `order` = 2, the cumulant is equivalent to the variance. In the specification of cumulant above, the `order` of the cumulant is denoted by the symbol s.
`Center`	Specifies the point around which the cumulant is computed (optional). If not specified, the `Center` shall have the value of the zero vector.
`dim`	Identifies the dimensionality of the probability distribution (optional). The default value of `dim` is one. Given the value of `dim`="1", then the `mean`, `variance`, `min`, `max`, `mode`, `median`, `moment` and cumulant are scalar quantities.

© ISO/IEC 2003 – All rights reserved
Copyright International Organization for Standardization
Provided by IHS under license with ISO
No reproduction or networking permitted without license from IHS
Not for Resale

14.4.3.4 ProbabilityDistribution DS examples (informative)

The following example shows the use of the ProbabilityDistribution DS for describing a probability distribution in terms of its statistics such as mean, variance, min, max, mode, median, and moment.

```
<Mpeg7>
   <DescriptionUnit xsi:type="ProbabilityDistributionType" confidence="1.0" dim="2">
      <Mean mpeg7:dim="2"> 0.25 0.5 </Mean>
      <Variance mpeg7:dim="2"> 0.1 0.9 </Variance>
      <Min mpeg7:dim="2"> 0.0 0.0 </Min>
      <Max mpeg7:dim="2"> 1.0 1.0 </Max>
      <Mode mpeg7:dim="2"> 0.5 0.5 </Mode>
      <Median mpeg7:dim="2"> 0.5 0.5 </Median>
      <Moment>
         <Value mpeg7:dim="2" order="3"> 0.2 0.3 </Value>
      </Moment>
   </DescriptionUnit>
</Mpeg7>
```

14.4.4 Discrete distribution description tools

14.4.4.1 Introduction

This subclause specifies tools for describing discrete probability distributions including discrete probability distributions and parameterized discrete probability mass functions. The parameterized discrete probability mass functions are described using the parameters of the distribution functions (i.e., probability of success, number of trials, and so forth). In the case of a one-dimensional discrete probability mass function, the discrete probability distributions is described by the values of the distribution directly using a histogram. The parameterized discrete distributions can be multi-dimensional, in which case the parameters are described in terms of multi-dimensional vectors.

There are advantages of using parameterized distributions compared to describing the values of the distributions directly. First, the parameterized distributions can describe multi-dimensional distributions, and second, the description of the discrete distributions using parameterized functions is more compact. For example, consider the description of a uniform one-dimensional discrete distribution that has 256 values. Representing the distribution using a histogram requires a vector of size 256. Representing the distribution using a parameterized uniform distribution requires only a single parameter that indicates the value of the distribution, or at most three parameters in the case that the distribution is scaled and shifted. However, in many cases the parameterised representation provides only an approximation of the actual distribution.

DiscreteDistributionType is an abstract type that forms the base type of the different specialized types of discrete probability distributions.

14.4.4.2 Discrete distribution description tools syntax

```
<!-- ################################################ -->
<!--  Definition of Discrete distribution DSs (14.4.4)  -->
<!-- ################################################ -->

<!-- Definition of DiscreteDistribution DS -->
<complexType name="DiscreteDistributionType" abstract="true">
   <complexContent>
      <extension base="mpeg7:ProbabilityDistributionType"/>
   </complexContent>
</complexType>

<!-- Definition of HistogramProbability DS -->
<complexType name="HistogramProbabilityType">
```

© ISO/IEC 2003 – All rights reserved

Copyright International Organization for Standardization
Provided by IHS under license with ISO
No reproduction or networking permitted without license from IHS
Not for Resale

```
    <complexContent>
       <extension base="mpeg7:DiscreteDistributionType">
          <sequence>
             <element name="Distribution" type="mpeg7:ProbabilityMatrixType"
                minOccurs="0"/>
          </sequence>
          <attribute name="momentNormalized" type="mpeg7:nonNegativeReal"
             use="optional"/>
          <attribute name="count" type="nonNegativeInteger" use="optional"/>
       </extension>
    </complexContent>
</complexType>

<!-- Definition of BinomialDistribution DS -->
<complexType name="BinomialDistributionType">
    <complexContent>
       <extension base="mpeg7:DiscreteDistributionType">
          <sequence>
             <element name="SuccessProbability"
                type="mpeg7:ProbabilityMatrixType"/>
             <element name="NumOfTrials" type="mpeg7:IntegerMatrixType"/>
          </sequence>
       </extension>
    </complexContent>
</complexType>

<!-- Definition of HyperGeometricDistribution DS -->
<complexType name="HyperGeometricDistributionType">
    <complexContent>
       <extension base="mpeg7:DiscreteDistributionType">
          <sequence>
             <element name="NumOfSuccesses" type="mpeg7:IntegerMatrixType"/>
             <element name="NumOfTrials" type="mpeg7:IntegerMatrixType"/>
             <element name="PopulationSize" type="mpeg7:IntegerMatrixType"/>
          </sequence>
       </extension>
    </complexContent>
</complexType>

<!-- Definition of PoissonDistribution DS -->
<complexType name="PoissonDistributionType">
    <complexContent>
       <extension base="mpeg7:DiscreteDistributionType">
          <sequence>
             <element name="Lambda" type="mpeg7:DoubleMatrixType"/>
          </sequence>
       </extension>
    </complexContent>
</complexType>

<!-- Definition of GeometricDistribution DS -->
<complexType name="GeometricDistributionType">
    <complexContent>
       <extension base="mpeg7:DiscreteDistributionType">
          <sequence>
             <element name="SuccessProbability" type="mpeg7:DoubleMatrixType"/>
          </sequence>
       </extension>
    </complexContent>
</complexType>
```


Copyright International Organization for Standardization
Provided by IHS under license with ISO
No reproduction or networking permitted without license from IHS
Not for Resale
© ISO/IEC 2003 – All rights reserved

```
<!-- Definition of DiscreteUniformDistribution DS -->
<complexType name="DiscreteUniformDistributionType">
   <complexContent>
      <extension base="mpeg7:DiscreteDistributionType">
         <sequence>
            <element name="Range" type="mpeg7:DoubleMatrixType"/>
            <element name="Scale" type="mpeg7:DoubleMatrixType" minOccurs="0"/>
            <element name="Shift" type="mpeg7:DoubleMatrixType" minOccurs="0"/>
         </sequence>
      </extension>
   </complexContent>
</complexType>
```

14.4.4.3 Discrete distribution description tools semantics

Semantics of the `DiscreteDistributionType`:

Name	*Definition*
`DiscreteDistributionType`	Describes a discrete probability distribution (abstract). `DiscreteDistributionType` extends `ProbabilityDistributionType`.

Semantics of the `HistogramProbabilityType`:

Name	*Definition*
`HistogramProbabilityType`	Describes a one-dimensional discrete probability mass function by giving the distribution values directly using a histogram: $p(x)$. `HistogramProbabilityType` extends `DiscreteDistributionType`.
`Distribution`	Describes the values of the one-dimensional discrete probability mass function. The values of the distribution fall in the range 0.0 to 1.0 as follows: $0.0 \le p(x) \le 1.0$.
`momentNormalized`	Identifies the normalization of the discrete probability mass function (optional). A value of momentNormalized=1 indicates that the elements of the distribution sum to one as follows: $\sum_x p(x) = 1$. A value of momentNormalized=2 indicates that the squares of the elements sum to one as follows: $\sum_x p(x)^2 = 1$. Other values of momentNormalized=*n* indicates that the nth power of the elements sum to one as follows: $\sum_x p(x)^n = 1$.
`count`	Specifies the number of non-empty elements or non-zero values in the histogram (optional), i.e., where $p(x) \neq 0.0$.

Semantics of the `BinomialDistributionType`:

© ISO/IEC 2003 – All rights reserved

Copyright International Organization for Standardization
Provided by IHS under license with ISO
No reproduction or networking permitted without license from IHS
Not for Resale

Name	*Definition*
`BinomialDistributionType`	Describes a discrete multi-dimensional probability mass function that takes the form of a binomial distribution by specifying the parameters of the distribution. The probability mass function for the binomial distribution along the dimension z is given is given as follows: $p_z(k) = \binom{n}{k} p^k (1-p)^{n-k}$, for $k = 0,1,...,n$ where the parameter p specifies the success probability and the parameter n specifies the number of trials. `BinomialDistributionType` extends `DiscreteDistributionType`.
`SuccessProbability`	Describes the parameter *p* needed to represent the binomial distribution. `SuccessProbability` corresponds to the probability of success in each of the Bernoulli trials.
`NumOfTrials`	Describes the parameter *n* needed to represent the binomial distribution. `NumOfTrials` specifies the number of Bernoulli trials.

Semantics of the `HyperGeometricDistributionType`:

Name	*Definition*
`HyperGeometricDistributionType`	Describes a discrete multi-dimensional probability mass function that takes the form of a hypergeometric distribution by specifying the parameters of the distribution. The probability mass function for the HyperGeometric Distribution is given as follows: $p_z(k) = \frac{\binom{s}{k}\binom{N-s}{n-k}}{\binom{N}{n}}$, for $k = 0,1,...,n$, where the random variable "k" is the exact number of successes that occur in "n" trials, "N" is the size of the population, and "s" is the number of successes in the sample. `HyperGeometricDistributionType` extends `DiscreteDistributionType`.
`NumOfSuccesses`	Describes the parameter *s* needed to represent the HyperGeometric Distribution. `NumOfSuccesses` specifies the number of successes in the sample.
`NumOfTrials`	Describes the parameter *n* needed to represent the HyperGeometric Distribution. `NumOfTrials` specifies the number of Bernoulli trials.
`PopulationSize`	Describes the parameter *N*, where $N = 1,2,...$, which is needed to represent the hypergeometric distribution. `PopulationSize` specifies the size of the population of sample.

Semantics of the `PoissonDistributionType`:

© ISO/IEC 2003 – All rights reserved
Copyright International Organization for Standardization
Provided by IHS under license with ISO
No reproduction or networking permitted without license from IHS
Not for Resale

Name	*Definition*
PoissonDistributionType	Describes a discrete multi-dimensional probability mass function that takes the form of a Poisson distribution by specifying the parameters of the distribution. The probability mass function for the Poisson distribution is given as follows: $p_z(k) = \frac{e^{-\lambda}\lambda^k}{k!}$, for $k = 0,1,2,...$ where $\lambda > 0$ specifies the parameter of the discrete distribution. PoissonDistributionType extends DiscreteDistributionType.
Lambda	Describes the parameter lambda ($\lambda > 0$) needed to represent the Poisson distribution. Lambda is defined as a vector in order to allow the description of multi-dimensional distributions.

Semantics of the GeometricDistributionType:

Name	*Definition*
GeometricDistributionType	Describes a discrete multi-dimensional probability mass function that takes the form of a geometric distribution by specifying the parameters of the distribution. The probability mass function for the geometric distribution is given as follows: $p_z(k) = q^{k-1}p$, for $k = 1,2,...$ where the parameter *p* specifies the success probability and $q = 1 - p$. GeometricDistributionType extends DiscreteDistributionType.
SuccessProbability	Describes the parameter *p* needed to represent the geometric distribution. SuccessProbability corresponds to the probability of success in each of the Bernoulli trials.

Semantics of the DiscreteUniformDistributionType:

Name	*Definition*
DiscreteUniformDistributionType	Describes a discrete multi-dimensional probability mass function that takes the form of a uniform distribution by specifying the parameters of the distribution. The probability mass function for the discrete uniform distribution is given as follows: $p_z(k) = \frac{1}{K}$, for $k = c + h, c + 2h, ..., c + Kh$ where the parameter *K* specifies value of the distribution and *h* specifies the scale factor (default=1), and *c* specifies the shift factor (default=0). DiscreteUniformDistributionType extends DiscreteDistributionType.
Range	Describes the range parameter *K* needed to represent the uniform distribution. The value corresponds to the value of each element of the distribution, which is flat.
Scale	Describes the scaling factor *h* of the uniform distribution (optional)

© ISO/IEC 2003 – All rights reserved

Copyright International Organization for Standardization
Provided by IHS under license with ISO
No reproduction or networking permitted without license from IHS
Not for Resale

Name	*Definition*
`Shift`	Describes the shifting factor *c* of the uniform distribution (optional).

14.4.4.4 Discrete distribution description tools examples (informative)

The following example illustrates the use of the `HistogramProbability DS` for describing an eight-dimensional histogram.

```
<Mpeg7>
    <DescriptionUnit xsi:type="HistogramProbabilityType" momentNormalized="1"
        dim="8">
        <Distribution mpeg7:dim="8"> 0.125 0.0 0.0 0.25 0.125 0.25 0.25 0.0
        </Distribution>
    </DescriptionUnit>
</Mpeg7>
```

The following example illustrates the use of the `BinomialDistribution DS` for describing a one-dimensional binomial distribution.

```
<Mpeg7>
    <DescriptionUnit xsi:type="BinomialDistributionType" dim="1">
        <SuccessProbability mpeg7:dim="1"> 0.5 </SuccessProbability>
        <NumOfTrials mpeg7:dim="1"> 16 </NumOfTrials>
    </DescriptionUnit>
</Mpeg7>
```

The following example illustrates the use of the `BinomialDistribution DS` for describing a two-dimensional hypergeometric distribution.

```
<Mpeg7>
    <DescriptionUnit xsi:type="HyperGeometricDistributionType" dim="2">
        <NumOfSuccesses mpeg7:dim="2"> 5 5 </NumOfSuccesses>
        <NumOfTrials mpeg7:dim="2"> 8 8 </NumOfTrials>
        <PopulationSize mpeg7:dim="2"> 16 16 </PopulationSize>
    </DescriptionUnit>
</Mpeg7>
```

The following example illustrates the use of the `PoissonDistribution DS` for describing a three-dimensional Poisson distribution.

```
<Mpeg7>
    <DescriptionUnit xsi:type="PoissonDistributionType" dim="3">
        <Lambda mpeg7:dim="3"> 0.4 0.3 0.75 </Lambda>
    </DescriptionUnit>
</Mpeg7>
```

The following example illustrates the use of the `GeometricDistribution DS` for describing a one-dimensional geometric distribution.

```
<Mpeg7>
    <DescriptionUnit xsi:type="GeometricDistributionType" dim="1">
```


--`,,```,,,,````-`-`,,`,,`,`,,`---
© ISO/IEC 2003 – All rights reserved
Copyright International Organization for Standardization
Provided by IHS under license with ISO
No reproduction or networking permitted without license from IHS
Not for Resale

```
        <SuccessProbability mpeg7:dim="1"> 0.75 </SuccessProbability>
    </DescriptionUnit>
</Mpeg7>
```

The following example illustrates the use of the DiscreteUniformDistribution DS for describing a one-dimensional discrete uniform distribution.

```
<Mpeg7>
    <DescriptionUnit xsi:type="DiscreteUniformDistributionType" dim="1">
        <Range mpeg7:dim="1"> 0.125 </Range>
        <Scale mpeg7:dim="1"> 2.0 </Scale>
        <Shift mpeg7:dim="1"> 8.0 </Shift>
    </DescriptionUnit>
</Mpeg7>
```

14.4.5 Continuous distribution description tools

14.4.5.1 Introduction

This subclause specifies tools for describing continuous probability distributions. The probability density functions are described through the specification of various parameters (i.e., mean, variance, moments, shape, and so forth) of known distribution functions. The advantage of using parameterized continuous distributions is that known probability density functions can be specified in a compact form requiring only specification of parameters of the distribution. Furthermore, in many cases, the computation of mean and variance can be made directly from the parameters using known formulas.

ContinuousDistributionType is an abstract type that forms the base type of the different specialized types of continuous probability distributions.

14.4.5.2 Continuous distribution description tools syntax

```
<!-- ################################################### -->
<!--  Definition of Continuous distribution DSs (14.4.5)  -->
<!-- ################################################### -->

<!-- Definition of ContinuousDistribution DS -->
<complexType name="ContinuousDistributionType" abstract="true">
    <complexContent>
        <extension base="mpeg7:ProbabilityDistributionType"/>
    </complexContent>
</complexType>

<!-- Definition of GaussianDistribution DS -->
<complexType name="GaussianDistributionType">
    <complexContent>
        <extension base="mpeg7:ContinuousDistributionType">
            <sequence>
                <element name="Determinant" type="double" minOccurs="0"/>
                <element name="CovarianceInverse" type="mpeg7:DoubleMatrixType"
                    minOccurs="0"/>
            </sequence>
        </extension>
    </complexContent>
</complexType>

<!-- Definition of GeneralizedGaussianDistribution DS -->
<complexType name="GeneralizedGaussianDistributionType">
```

© ISO/IEC 2003 – All rights reserved

Copyright International Organization for Standardization
Provided by IHS under license with ISO
No reproduction or networking permitted without license from IHS
Not for Resale

```
    <complexContent>
       <extension base="mpeg7:GaussianDistributionType">
          <sequence>
             <element name="Shape" type="mpeg7:DoubleMatrixType"/>
          </sequence>
       </extension>
    </complexContent>
</complexType>

<!-- Definition of ExponentialDistribution DS -->
<complexType name="ExponentialDistributionType">
    <complexContent>
       <extension base="mpeg7:ContinuousDistributionType">
          <sequence>
             <element name="Theta" type="mpeg7:DoubleMatrixType"/>
          </sequence>
       </extension>
    </complexContent>
</complexType>

<!-- Definition of GammaDistribution DS -->
<complexType name="GammaDistributionType">
    <complexContent>
       <extension base="mpeg7:ContinuousDistributionType">
          <sequence>
             <element name="Theta" type="mpeg7:DoubleMatrixType"/>
             <element name="Shape" type="mpeg7:DoubleMatrixType"/>
          </sequence>
       </extension>
    </complexContent>
</complexType>

<!-- Definition of ContinuousUniformDistribution DS -->
<complexType name="ContinuousUniformDistributionType">
    <complexContent>
       <extension base="mpeg7:ContinuousDistributionType">
          <sequence>
             <element name="MaxRange" type="mpeg7:DoubleMatrixType"/>
             <element name="MinRange" type="mpeg7:DoubleMatrixType"/>
          </sequence>
       </extension>
    </complexContent>
</complexType>

<!-- Definition of LognormalDistribution DS -->
<complexType name="LognormalDistributionType">
    <complexContent>
       <extension base="mpeg7:ContinuousDistributionType">
          <sequence>
             <element name="NormalMean" type="mpeg7:DoubleMatrixType"/>
             <element name="NormalVariance" type="mpeg7:DoubleMatrixType"/>
          </sequence>
       </extension>
    </complexContent>
</complexType>

<!-- Definition of GaussianMixtureModel DS -->
<complexType name="GaussianMixtureModelType">
    <complexContent>
       <extension base="mpeg7:ContinuousDistributionType">
```


Copyright International Organization for Standardization
Provided by IHS under license with ISO
No reproduction or networking permitted without license from IHS
Not for Resale
© ISO/IEC 2003 – All rights reserved

```
          <sequence maxOccurs="1" maxOccurs="unbounded">
             <element name="Weight" type="mpeg7:nonNegativeReal"/>
             <element name="GaussianDistribution"
                type="mpeg7:GaussianDistributionType"/>
          </sequence>
       </extension>
    </complexContent>
</complexType>
```

14.4.5.3 Continuous distribution description tools semantics

Semantics of the `ContinuousDistributionType`:

Name	*Definition*
`ContinuousDistributionType`	Describes a continuous multi-dimensional probability density function (abstract). `ContinuousDistributionType` extends `ProbabilityDistributionType`.

Semantics of the `GaussianDistributionType`:

Name	*Definition*
`GaussianDistributionType`	Describes a continuous multi-dimensional probability density function that takes the form of a Gaussian distribution by specifying the parameters of the distribution. Parameters of the Gaussian distribution such as mean and variance are included via the base `ProbabilityDistributionType`. The probability density function for the `GaussianDistributionType` in the case independent x_i is given by: $f_X(x) = \frac{1}{\sqrt{2\pi\sigma^2}} \exp\left[-\frac{(x-\mu)^2}{2\sigma^2}\right]$, for $-\infty < x < \infty$ and $\sigma^2 > 0$. Here, μ gives the mean and σ gives the standard deviation. In order to describe the Gaussian distribution, the values of mean and variance shall be declared. `GaussianDistributionType` extends `ContinuousDistributionType`.
`CovarianceInverse`	Describes the covariance parameter that characterizes the Gaussian distribution by describing the inverse covariance matrix $\sum^{-1}$ (optional). If the value of `CovarianceInverse` is not specified, it is assumed to have a value equal to the identity matrix of dimension = `dim`, and the above equation holds for the Gaussian distribution. Otherwise, the probability density function for the Gaussian distribution is given as follows: $f_X(x) = \frac{1}{\sqrt{2\pi}\det(\sum)^{1/2}} \exp\left[-\frac{(x-\mu)\sum^{-1}(x-\mu)^t}{2}\right]$, for $-\infty < x < \infty$ and $\sigma^2 > 0$, where $\sum$ gives the covariance matrix.
`Determinant`	Describes the expression $\det(\sum)$ in the equation for the Gaussian distribution (optional).

Semantics of the `GeneralizedGaussianDistributionType`:

Name	*Definition*

© ISO/IEC 2003 – All rights reserved

Copyright International Organization for Standardization
Provided by IHS under license with ISO
No reproduction or networking permitted without license from IHS
Not for Resale

Name	*Definition*
GeneralizedGaussianDistributionType	Describes a continuous multi-dimensional probability density function that takes the form of a generalized Gaussian distribution by specifying the shape parameter of the distribution. GeneralizedGaussianDistributionType extends GaussianDistributionType.
Shape	Describes the shape parameter that specifies the form of the generalized Gaussian distribution. The Shape is specified as a vector in which the value of each element of the vector indicates the Shape along one dimension of the generalized Gaussian distribution. The probability density function for the generalized Gaussian distribution is given as follows: $f_X(x) = \frac{1}{\sqrt{2\pi\sigma^2}} \exp\left[-\frac{\lvert (x-\mu) \rvert^r}{2\sigma^2} \right]$, for $-\infty < x < \infty$ and $\sigma^2 > 0$, where μ corresponds to the mean, σ corresponds to the standard deviation, and r corresponds to the shape.

Semantics of the ExponentialDistributionType:

Name	*Definition*
ExponentialDistributionType	Describes a continuous multi-dimensional probability density function that takes the form of an exponential distribution by specifying the parameter of the distribution. The probability density function for the exponential distribution is given as follows: $f_X(x) = \Theta e^{-\Theta x}$, for $x > 0$, where $\Theta > 0$ specifies the parameter of the distribution. ExponentialDistributionType extends ContinuousDistributionType.
Theta	Describes the Theta parameter $\Theta > 0$ that specifies the form of the exponential distribution.

Semantics of the GammaDistributionType:

Name	*Definition*
GammaDistributionType	Describes a continuous multi-dimensional probability density function that takes the form of a gamma distribution by specifying the parameters of the distribution. The probability density function for the gamma distribution is given as follows: $f_X(x) = \frac{\Theta^r x^{r-1} e^{-\Theta x}}{\Gamma(r)}$, for $x \geq 0$, where $\Theta > 0$ and $r > 0$ specify the parameters of the distribution and $\Gamma(r)$ is the gamma function. Except in special cases, the cumulative density fnction of the gama distribution with parameters Θ and r need to be determined from standard tables of the cumulative density function of the standard gama distribution with parameter r. GammaDistributionType extends ContinuousDistributionType.
Theta	Describes the Theta parameter $\Theta > 0$ that specifies the form of the

© ISO/IEC 2003 – All rights reserved
Copyright International Organization for Standardization
Provided by IHS under license with ISO
No reproduction or networking permitted without license from IHS
Not for Resale

Name	*Definition*
	gamma distribution.
Shape	Describes the Shape parameter $r > 0$ that specifies the form of the gamma distribution.

Semantics of the ContinuousUniformDistributionType:

Name	*Definition*
ContinuousUniformDistributionType	Describes a continuous multi-dimensional probability density function that takes the form of a continuous uniform distribution by specifying the parameters of the distribution. The probability density function for the continuous uniform distribution is given as follows: $f_X(x) = \frac{1}{b-a}$, for $a \le x \le b$, where $-\infty < a < b < \infty$ specify the range parameters of the distribution. ContinuousUniformDistributionType extends ContinuousDistributionType.
MaxRange	Describes the MaxRange parameter $b \ge x$ that gives the maximum value of the range of the continuous uniform distribution.
MinRange	Describes the MinRange parameter $a \le x$ that gives the minimum value of the range of the continuous uniform distribution.

Semantics of the LognormalDistributionType:

Name	*Definition*
LognormalDistributionType	Describes a continuous multi-dimensional probability density function that takes the form of a lognormal distribution by specifying the parameter of the distribution. The probability density function for the lognormal distribution is given as follows: $f_X(x) = \frac{1}{\sqrt{2\pi x^2 \delta^2}} \exp\left[-\frac{(\log x - \zeta)^2}{2\delta^2}\right]$, for $x > 0$. Here, $-\infty < \zeta < \infty$ and $\delta^2 > 0$ specify the parameters of the distribution. LognormalDistributionType extends ContinuousDistributionType.
NormalMean	Describes the NormalMean parameter $-\infty < \zeta < \infty$ that gives the mean of the normal distribution that produces the lognormal distribution.
NormalVariance	Describes the NormalVariance parameter $\delta^2 > 0$ that gives the variance of the normal distribution that produces the lognormal distribution.

Semantics of the GaussianMixtureModelType:

© ISO/IEC 2003 – All rights reserved

Copyright International Organization for Standardization
Provided by IHS under license with ISO
No reproduction or networking permitted without license from IHS
Not for Resale

Name	*Definition*
GaussianMixtureModelType	Describes a Gaussian mixture model as a special case of a ContinuousDistributionType. The values of the distribution are determined from the weighted sum or mixture of Gaussian distributions that characterizes the probability of observations of the states. GaussianMixtureModelType extends ContinuousDistributionType.
Weight	Describes the weighting to apply to each Gaussian distribution to form the mixture. Weight is specified as a double.
GaussianDistribution	Describes the continuous Gaussian distribution.

14.4.5.4 Continuous distribution description tools examples (informative)

The following example illustrates the use of the GaussianDistribution DS for describing a one-dimensional Gaussian distribution.

```
<Mpeg7>
   <DescriptionUnit xsi:type="GaussianDistributionType" dim="1">
      <Mean mpeg7:dim="1"> 0.5 </Mean>
      <Variance mpeg7:dim="1"> 0.25 </Variance>
   </DescriptionUnit>
</Mpeg7>
```

The following example illustrates the use of the ExponentialDistribution DS for describing a two-dimensional generalized Gaussian distribution.

```
<Mpeg7>
   <DescriptionUnit xsi:type="GeneralizedGaussianDistributionType" dim="2">
      <Mean mpeg7:dim="2"> 0.5 0.35 </Mean>
      <Variance mpeg7:dim="2"> 0.25 0.75 </Variance>
      <Shape mpeg7:dim="2"> 2 2 </Shape>
   </DescriptionUnit>
</Mpeg7>
```

The following example illustrates the use of the ExponentialDistribution DS for describing a two-dimensional exponential distribution.

```
<Mpeg7>
   <DescriptionUnit xsi:type="ExponentialDistributionType" dim="2">
      <Theta mpeg7:dim="2"> 0.5 0.25 </Theta>
   </DescriptionUnit>
</Mpeg7>
```

The following example illustrates the use of the GammaDistribution DS for describing a three-dimensional Gamma distribution.

```
<Mpeg7>
   <DescriptionUnit xsi:type="GammaDistributionType" dim="3">
      <Theta mpeg7:dim="3"> 0.4 0.3 0.75 </Theta>
      <Shape mpeg7:dim="3"> 8 4 16 </Shape>
   </DescriptionUnit>
```


© ISO/IEC 2003 – All rights reserved
Copyright International Organization for Standardization
Provided by IHS under license with ISO
No reproduction or networking permitted without license from IHS
Not for Resale

```
</Mpeg7>
```

The following example illustrates the use of the ContinuousUniformDistribution DS for describing a one-dimensional continuous uniform distribution.

```
<Mpeg7>
   <DescriptionUnit xsi:type="ContinuousUniformDistributionType" dim="1">
      <MaxRange mpeg7:dim="1"> 1.0 </MaxRange>
      <MinRange mpeg7:dim="1"> 0.0 </MinRange>
   </DescriptionUnit>
</Mpeg7>
```

The following example illustrates the use of the LognormalDistribution DS for describing a one-dimensional lognormal distribution.

```
<Mpeg7>
   <DescriptionUnit xsi:type="LognormalDistributionType" dim="1">
      <NormalMean mpeg7:dim="1"> 0.5 </NormalMean>
      <NormalVariance mpeg7:dim="1"> 0.35 </NormalVariance>
   </DescriptionUnit>
</Mpeg7>
```

14.4.6 Finite state model description tools

14.4.6.1 Introduction

This subclause specifies models of Markov sources, or equivalently, probabilistic functions of Markov chains. The underlying assumption of finite state models is that a system may be described at any time as being in one of a finite set of distinct states. For example, the states may correspond to the different program topics of a news programs, i.e., local news, weather, sports, commercials, and so forth. At discrete times, the system undergoes a change of state, which is possibly back to the same state, according to a set of probabilities associated with the state. For example, a probability is associated with the likelihood of the transition from sports to weather in news programs. In the special case of discrete-time, first order Markov chains, the probabilistic dependence between states is truncated such that the probability of the current state depends only on the preceding state. Furthermore, it is assumed that the probabilities are independent of time, which leads to a set of state-transition probabilities.

The tools in this subclause describe finite state models, state transition models and hidden Markov models. The assumption made for State Transition Models is that each state corresponds to a deterministically observable event, that is, the output produced by a source in any given state is not random. Since this model is often too restrictive, the hidden Markov models includes the case in which the observation is a probabilistic function of the state.

FiniteStateModelType is an abstract type that forms the base type of the different specialized types of finite state models such as StateTransitionModelType, DiscreteHiddenMarkovModelType and ContinuousHiddenMarkovModelType. The FiniteStateModelType includes an attribute that indicates the number of states, which applies to StateTransitionModelType, DiscreteHiddenMarkovModelType and ContinuousHiddenMarkovModelType. The StateTransitionModelType describes each of the states and gives both the state-transition probabilities as a matrix and the initial state probabilities as a vector. The DiscreteHiddenMarkovModelType and the ContinuousHiddenMarkovModelType further extend the StateTransitionModelType and provide additional attributes and elements that describe the probabilistic nature of the different observations of each state. The DiscreteHiddenMarkovModelType includes an attribute that indicates the number of observations per state. It also specifies a sequence that defines the observation symbols and the observation symbol probability distribution of each State. The ContinuousHiddenMarkovModelType specifies a sequence of probability distribution that describes the characteristics of observed descriptor values in each state.

© ISO/IEC 2003 – All rights reserved

Copyright International Organization for Standardization
Provided by IHS under license with ISO
No reproduction or networking permitted without license from IHS
Not for Resale

14.4.6.2 Finite state model description tools syntax

```
<!-- ############################################ -->
<!--  Definition of FiniteStateModel DS (14.4.6)  -->
<!-- ############################################ -->

<!-- Definition of FiniteStateModel DS -->
<complexType name="FiniteStateModelType" abstract="true">
   <complexContent>
      <extension base="mpeg7:ProbabilityModelType">
         <attribute name="numOfStates" type="nonNegativeInteger" use="required"/>
      </extension>
   </complexContent>
</complexType>

<!-- Definition of StateTransitionModel DS -->
<complexType name="StateTransitionModelType">
   <complexContent>
      <extension base="mpeg7:FiniteStateModelType">
         <sequence>
            <element name="Initial" type="mpeg7:ProbabilityMatrixType"
               minOccurs="0"/>
            <element name="Transitions" type="mpeg7:ProbabilityMatrixType"/>
            <element name="State" type="mpeg7:ModelStateType"
               minOccurs="1" maxOccurs="unbounded"/>
         </sequence>
      </extension>
   </complexContent>
</complexType>

<!-- Definition of DiscreteHiddenMarkovModel DS -->
<complexType name="DiscreteHiddenMarkovModelType">
   <complexContent>
      <extension base="mpeg7:StateTransitionModelType">
         <sequence minOccurs="1" maxOccurs="unbounded">
            <element name="NumOfObservationsPerState"
               type="nonNegativeInteger"/>
            <element name="Observation" type="mpeg7:TextualType" minOccurs="1"
               maxOccurs="unbounded"/>
            <element name="ObservationDistribution"
               type="mpeg7:DiscreteDistributionType"/>
         </sequence>
      </extension>
   </complexContent>
</complexType>

<!-- Definition of ContinuousHiddenMarkovModel DS -->
<complexType name="ContinuousHiddenMarkovModelType">
   <complexContent>
      <extension base="mpeg7:StateTransitionModelType">
         <sequence>
            <element name="DescriptorModel" type="mpeg7:DescriptorModelType"
               minOccurs="1" maxOccurs="unbounded"/>
            <element name="ObservationDistribution"
               type="mpeg7:ContinuousDistributionType" minOccurs="1"
               maxOccurs="unbounded"/>
         </sequence>
      </extension>
   </complexContent>
</complexType>
```


Copyright International Organization for Standardization
Provided by IHS under license with ISO
No reproduction or networking permitted without license from IHS
Not for Resale
© ISO/IEC 2003 – All rights reserved

14.4.6.3 Finite state model description tools semantics

Semantics of the `FiniteStateModelType`:

Name	*Definition*
`FiniteStateModelType`	Describes a finite state model (abstract). `FiniteStateModelType` extends `ProbabilityModelType`.
`numOfStates`	Indicates the number of states in the finite state model.

Semantics of the `StateTransitionModelType`:

Name	*Definition*
`StateTransitionModelType`	Describes a state transition model by giving the states and the state-transition probabilities and initial state probabilities. The `StateTransitionModelType` describes states that correspond to deterministically observable events. `StateTransitionModelType` extends `FiniteStateModelType`.
`Initial`	Describes the initial probabilities the states. There is a one-to-one correspondence between the elements of the initial probability vector and the states.
`Transitions`	Describes the state-transition probabilities among the states. There is a correspondence between the states and the elements along each dimension of the state-transition probability matrix. The meaning of each element in the transition matrix *X* is as following: $X = [x_{ij}]\ (i = 1, 2, .. N, j = 1, 2, .. N)$ where x_{ij} is the transition probability from state *i* to state *j*, and *N* is equal to value of numOfStates. The input states are defined along the rows of the matrix and the output states are defined along the columns of the matrix. For example, the transition probability from state 1 to state 2 is defined by *X[1,2].*
`State`	Describes the sequence of states. The `State` shall be ordered to correspond to the elements of the Initial probabilities vector and state-transition probabilities matrix.

© ISO/IEC 2003 – All rights reserved

Copyright International Organization for Standardization
Provided by IHS under license with ISO
No reproduction or networking permitted without license from IHS
Not for Resale

Semantics of the DiscreteHiddenMarkovModelType:

Name	*Definition*
DiscreteHiddenMarkovModelType	Describes a discrete hidden Markov model as a special case of state transition model in which the states correspond to randomly observable events. The outputs of the states are specified as observations of which each state is assigned an observation distribution that characterizes the probability of each observation of each state. DiscreteHiddenMarkovModelType extends FiniteStateModelType.
NumOfObservationsPerState	Describes the number of distinct observation symbols per state, for example, the size of the discrete alphabet of the state. The observation symbols correspond to the physical output of the system being modeled. Each state does not need to have an equal number of observations.
Observation	Describes a sequence of the symbols that correspond to the distinct observations of the state. There is a correspondence of the symbol elements of the sequence and the elements of the discrete observation distribution.
ObservationDistribution	Describes the discrete distribution of the observation symbols of the state. There is a one-to-one correspondence between the elements of the in observation distribution and the observations of the state, which is given by the order of the elements and observations.

Semantics of the ContinuousHiddenMarkovModelType:

Name	*Definition*
ContinuousHiddenMarkovModelType	Describes a continuous hidden Markov model as a special case of state transition model in which a continuous probability distribution is associated with each state. ContinuousHiddenMarkovModelType extends FiniteStateModelType.
DescriptorModel	Describes a template of an observed descriptor by selecting elements from the descriptor. The template is formed by describing the mapping of elements of the descriptor to the fields of the observation distribution. This element can appear more than once to accommodate the case when the observation distribution is composed by multiple features. In this case, the selected elements of each DescriptorModel are concatenated by the order in which they appear in the description.
ObservationDistribution	Describes the continuous probability distribution associated with each state. There shall be one observation distribution for each state defined in the ContinuousHiddenMarkovModelType. The mapping of ObservationDistribution to States is given by the order in which they appear in the description. For example, the second instance of an ObservationDistribution maps to the second instance of a States. Each ObservationDistribution describes a continuous probability distribution that models features of the data. The types of modeled features are described by the DescriptorModel.

© ISO/IEC 2003 – All rights reserved
Copyright International Organization for Standardization
Provided by IHS under license with ISO
No reproduction or networking permitted without license from IHS
Not for Resale

14.4.6.4 Finite state model description tools examples (informative)

The following example shows the use of the StateTransitionModel DS for describing a state-transition model that has three states. In this example, assume that the observed weather has one of the following states: "precipitation", "cloudy", or "sunny". Furthermore, the state-transition probabilities indicate the probability of moving from one state to another. The initial probabilities specify the initial probability of each state. The state-transition model allows questions to be answered such as, what is the probability that the weather for eight consecutive days is "sun-sun-sun-rain-rain-sun-cloudy-sun", or given that the system is in a known state, i.e., "sunny", what is the expected number of consecutive days that the system remains in that state.

```
<Mpeg7>
   <Description xsi:type="ModelDescriptionType">
      <Model xsi:type="StateTransitionModelType" numOfStates="3">
         <Initial mpeg7:dim="3"> 0.5 0.25 0.25 </Initial>
         <Transitions mpeg7:dim="3 3"> 0.4 0.3 0.3 0.2 0.6 0.2 0.1 0.1 0.8
      </Transitions>
         <State>
            <Label>
               <Name>Precipitation </Name>
            </Label>
         </State>
         <State>
            <Label>
               <Name>Cloudy </Name>
            </Label>
         </State>
         <State>
            <Label>
               <Name>Sunny </Name>
            </Label>
         </State>
      </Model>
   </Description>
</Mpeg7>
```

The following example shows the use of the StateTransitionModel DS for describing a state-transition model of the events depicted a video of a soccer game. The model describes three states: "Pass", "Shot on goal" and "Goal score". The StateTransitionModel DS describes the states, the initial state probabilities, and the transition probabilities between the states.

```
<Mpeg7>
   <Description xsi:type="ModelDescriptionType">
      <Model xsi:type="StateTransitionModelType" numOfStates="3">
         <Initial mpeg7:dim="3"> 0.25 0.5 0.25 </Initial>
         <Transitions mpeg7:dim="3 3"> 0.2 0.2 0.6 0.1 0.8 0.1 0.3 0.3 0.4
      </Transitions>
         <State>
            <Label>
               <Name> Pass </Name>
            </Label>
         </State>
         <State>
            <Label>
               <Name>Shot on goal </Name>
            </Label>
         </State>
         <State>
            <Label>
               <Name>Goal score </Name>
```

--`,,```,,,,````-`-`,,`,,`,`,,`---

© ISO/IEC 2003 – All rights reserved

Copyright International Organization for Standardization
Provided by IHS under license with ISO
No reproduction or networking permitted without license from IHS
Not for Resale

```
            </Label>
         </State>
      </Model>
   </Description>
</Mpeg7>
```

The following example shows the use of DiscreteHiddenMarkovModelType for describing a discrete hidden markov model of events in a soccer game, such as "passes" and "goal scores".

```
<Mpeg7>
   <Description xsi:type="ModelDescriptionType">
      <Model xsi:type="DiscreteHiddenMarkovModelType" numOfStates="2">
         <Initial mpeg7:dim="2"> 0.5 0.5 </Initial>
         <Transitions mpeg7:dim="2 2"> 0.4 0.6 0.3 0.7 </Transitions>
         <State>
            <Label>
               <Name>  Pass </Name>
            </Label>
         </State>
         <State>
            <Label>
               <Name>  Goal score </Name>
            </Label>
         </State>
         <NumOfObservationsPerState>2</NumOfObservationsPerState>
         <Observation> Team A pass </Observation>
         <Observation> Team B pass </Observation>
         <ObservationDistribution xsi:type="HistogramProbabilityType"
            momentNormalized="1" dim="2">
            <Distribution mpeg7:dim="2"> 0.2 0.8 </Distribution>
         </ObservationDistribution>
         <NumOfObservationsPerState>2</NumOfObservationsPerState>
         <Observation> Team A goal </Observation>
         <Observation> Team B goal </Observation>
         <ObservationDistribution xsi:type="HistogramProbabilityType"
            momentNormalized="1" dim="2">
            <Distribution mpeg7:dim="2"> 0.4 0.6 </Distribution>
         </ObservationDistribution>
      </Model>
   </Description>
</Mpeg7>
```

The following example shows the use of the ContinuousHiddenMarkovModel DS for describing a continuous hidden Markov model of audio sound effects. Each continuous hidden Markov model has five states and represents a sound effect class. The parameters of the continuous density state model can be estimated via training, for example, using the Baum-Welch algorithm. After training, the continuous HMM model consists of a 5x5 state transition matrix, a 5x1 initial state density matrix, and 5 multi-dimensional Gaussian distributions defined in terms of the mean and variance parameters. Each multi-dimensional Gaussian distribution has six dimensions corresponding to audio features described by the AudioSpectrumFlatness D (see ISO/IEC 15938-4).

```
<Mpeg7>
   <Description xsi:type="ModelDescriptionType">
      <Model xsi:type="ContinuousHiddenMarkovModelType" numOfStates="5">
         <Initial mpeg7:dim="5"> 0.1 0.2 0.1 0.4 0.2 </Initial>
         <Transitions mpeg7:dim="5 5">
            0.2 0.2 0.6 0.0 0.0
            0.1 0.2 0.1 0.3 0.3
            0.4 0.2 0.1 0.1 0.2
```


© ISO/IEC 2003 – All rights reserved
Copyright International Organization for Standardization
Provided by IHS under license with ISO
No reproduction or networking permitted without license from IHS
Not for Resale

```
            0.2 0.1 0.4 0.2 0.1
            0.0 0.2 0.1 0.3 0.4
         </Transitions>
         <State>
            <Label>
               <Name> State 1 </Name>
            </Label>
         </State>
         <State>
            <Label>
               <Name> State 2 </Name>
            </Label>
         </State>
         <State>
            <Label>
               <Name> State 3 </Name>
            </Label>
         </State>
         <State>
            <Label>
               <Name> State 4 </Name>
            </Label>
         </State>
         <State>
            <Label>
               <Name> State 5 </Name>
            </Label>
         </State>
         <DescriptorModel>
            <Descriptor xsi:type="AudioSpectrumFlatnessType" loEdge="250"
               hiEdge="1600">
               <Vector> 1 2 3 4 5 6 </Vector>
            </Descriptor>
            <Field>Vector</Field>
         </DescriptorModel>
         <ObservationDistribution xsi:type="GaussianDistributionType" dim="6">
            <Mean mpeg7:dim="6"> 0.5 0.5 0.25 0.3 0.5 0.3 </Mean>
            <Variance mpeg7:dim="6"> 0.25 0.75 0.5 0.45 0.75 0.3</Variance>
         </ObservationDistribution>
         <ObservationDistribution xsi:type="GaussianDistributionType" dim="6">
            <Mean mpeg7:dim="6"> 0.25 0.4 0.25 0.3 0.2 0.1 </Mean>
            <Variance mpeg7:dim="6"> 0.5 0.25 0.5 0.45 0.5 0.2</Variance>
         </ObservationDistribution>
         <ObservationDistribution xsi:type="GaussianDistributionType" dim="6">
            <Mean mpeg7:dim="6"> 0.2 0.5 0.35 0.3 0.5 0.5 </Mean>
            <Variance mpeg7:dim="6"> 0.5 0.5 0.5 0.5 0.75 0.5</Variance>
         </ObservationDistribution>
         <ObservationDistribution xsi:type="GaussianDistributionType" dim="6">
            <Mean mpeg7:dim="6"> 0.5 0.3 0.25 0.2 0.5 0.6 </Mean>
            <Variance mpeg7:dim="6"> 0.5 0.1 0.5 0.25 0.75 0.4</Variance>
         </ObservationDistribution>
         <ObservationDistribution xsi:type="GaussianDistributionType" dim="6">
            <Mean mpeg7:dim="6"> 0.5 0.15 0.25 0.3 0.5 0.35 </Mean>
            <Variance mpeg7:dim="6"> 0.5 0.75 0.5 0.5 0.75 0.35</Variance>
         </ObservationDistribution>
      </Model>
   </Description>
</Mpeg7>
```

--`,,```,,,,````-`-`,,`,,`,`,,`---

© ISO/IEC 2003 – All rights reserved

Copyright International Organization for Standardization
Provided by IHS under license with ISO
No reproduction or networking permitted without license from IHS
Not for Resale

14.5 Analytic models

14.5.1 Introduction

Analytic models describe the association of labels or semantics with collections of multimedia content. The collections may be specified by enumerating the members of the collection, such as by using content collections or descriptor collections, or may be specified using parameterized representations of the collections in the form of probability models. This allows the analytic models to characterize different semantic concepts by models in terms of clusters of multimedia data, example collections of multimedia content descriptions, or probability models.

14.5.2 AnalyticModel DS

14.5.2.1 Introduction

The AnalyticModel DS describes the association of labels or semantics with a collection or probability model, and therefore describes a model of a semantic concept. Multiple semantics may be associated with each AnalyticModel. The `AnalyticModel DS` specifies the semantics in the form of an unbounded set of labels or semantic descriptions. `AnalyticModelType` is an abstract type that forms the base type of the different specialized types of analytic models.

14.5.2.2 AnalyticModel DS syntax

```
<!-- ########################################### -->
<!--  Definition of AnalyticModel DS (14.5.2)  -->
<!-- ########################################### -->

<!-- Definition of AnalyticModel DS -->
<complexType name="AnalyticModelType" abstract="true">
   <complexContent>
      <extension base="mpeg7:ModelType">
         <choice minOccurs="0" maxOccurs="unbounded">
            <element name="Label">
               <complexType>
                  <complexContent>
                     <extension base="mpeg7:TermUseType">
                        <attribute name="relevance" type="mpeg7:zeroToOneType"
                           use="optional"/>
                        <attribute name="confidence" type="mpeg7:zeroToOneType"
                           use="optional"/>
                        <attribute name="reliability" type="mpeg7:zeroToOneType"
                           use="optional"/>
                     </extension>
                  </complexContent>
               </complexType>
            </element>
            <element name="Semantics">
               <complexType>
                  <complexContent>
                     <extension base="mpeg7:SemanticBaseType">
                        <attribute name="relevance" type="mpeg7:zeroToOneType"
                           use="optional"/>
                        <attribute name="confidence" type="mpeg7:zeroToOneType"
                           use="optional"/>
                        <attribute name="reliability" type="mpeg7:zeroToOneType"
                           use="optional"/>
                     </extension>
                  </complexContent>
               </complexType>
            </element>
```


© ISO/IEC 2003 – All rights reserved
Copyright International Organization for Standardization
Provided by IHS under license with ISO
No reproduction or networking permitted without license from IHS
Not for Resale

```
            </choice>
            <attribute name="function" use="optional">
               <simpleType>
                  <restriction base="string">
                     <enumeration value="described"/>
                     <enumeration value="describing"/>
                  </restriction>
               </simpleType>
            </attribute>
         </extension>
      </complexContent>
   </complexType>

   <!-- Definition of ModelState DS -->
   <complexType name="ModelStateType">
      <complexContent>
         <extension base="mpeg7:AnalyticModelType"/>
      </complexContent>
   </complexType>
```

14.5.2.3 AnalyticModel DS semantics

Semantics of the `AnalyticModelType`:

Name	*Definition*
`AnalyticModelType`	Describes the association of labels or semantics with collections of multimedia content (abstract). `AnalyticModelType` extends `ModelType`.
`Label`	Describes a semantic label for the model given as a text description (optional). Multiple labels may be supplied.
`relevance`	Identifies the relevance of the semantic label to the analytic model (optional). Relevance is specified on a zero-to-one scale, where zero indicates no relevance and one indicates highest relevance.
`confidence`	Identifies the confidence of the semantics label (optional). `Confidence` indicates the degree of confidence of the semantic label considering the likelihood of the label. For example, if a label occurs rarely, it may be assigned a low confidence. Whereas, if a label occurs commonly, it may be assigned a high confidence. A value of 1.0 indicates highest confidence. A value of 0.0 indicates lowest confidence.
`reliability`	Identifies the reliability of the semantics label (optional). `Reliability` refers to the accuracy of the values of the semantic label, which may take into account the method of extraction. For example, in some cases the semantic label values that are produced automatically may be assigned lower reliability score than those that are extracted manually. A value of 1.0 indicates highest reliability. A value of 0.0 indicates lowest reliability.
`Semantics`	Describes a semantics for the model given as a Semantics description (optional). Multiple Semantics descriptions may be supplied.
`relevance`	Identifies the relevance of the semantic entity to the analytic model (optional). `Relevance` is specified on a zero-to-one scale, where zero indicates no relevance and one indicates highest relevance.

© ISO/IEC 2003 – All rights reserved

Copyright International Organization for Standardization
Provided by IHS under license with ISO
No reproduction or networking permitted without license from IHS
Not for Resale

Name	*Definition*
confidence	Identifies the confidence of the Semantic entity (optional). Confidence indicates the degree of confidence of the Semantic entity considering the likelihood of the Semantic entity. For example, if a Semantic entity occurs rarely, it may be assigned a low confidence. Whereas, if a Semantic entity occurs commonly, it may be assigned a high confidence. A value of 1.0 indicates highest confidence. A value of 0.0 indicates lowest confidence.
reliability	Identifies the reliability of the Semantic entity (optional). Reliability refers to the accuracy of the values of the Semantic entity, which may take into account the method of extraction. For example, in some cases the Semantic entity values that are produced automatically may be assigned lower reliability score than those that are extracted manually. A value of 1.0 indicates highest reliability. A value of 0.0 indicates lowest reliability.
function	Describes whether the semantics or label is being described by the model, or if the semantics or label is describing the model (optional). For example, in the describing case, the Label="Sunsets" can be associated with a collection of images to describe or annotate the images. For example, in the described case, a collection of images can also be associated with the Label ="Sunsets" to indicate that the images describe or annotate the concept represented by the Label. In this case, the images may be thought of as example images of sunsets. If the function is not desribed then the function of the semantics or label is unknown.

Semantics of the ModelStateType:

Name	*Definition*
ModelStateType	Describes the state of a source of a finite state model. ModelStateType extends AnalyticModelType.

14.5.2.4 AnalyticModel DS examples (informative)

The following example illustrates the use of the ModelState DS to describe a an analytic model that represents a state in a finite state model. The description gives three labels for the state and gives information about the confidence and reliability of the state analytic model.

```
<Mpeg7>
   <Description xsi:type="ModelDescriptionType">
      <Model xsi:type="ModelStateType" confidence="0.9" reliability="0.75">
         <Label relevance="0.5" confidence="0.9" reliability="0.75">
            <Name> Shot on goal </Name>
         </Label>
         <Label relevance="1.0" confidence="0.75" reliability="0.75">
            <Name> Ball block </Name>
         </Label>
         <Label relevance="0.25" confidence="0.5" reliability="0.75">
            <Name> Shot wide </Name>
         </Label>
      </Model>
   </Description>
</Mpeg7>
```

--`,,```,,,,````-`-`,,`,,`,`,,`---

© ISO/IEC 2003 – All rights reserved
Copyright International Organization for Standardization
Provided by IHS under license with ISO
No reproduction or networking permitted without license from IHS
Not for Resale

14.5.3 CollectionModel DS

14.5.3.1 Introduction

The `CollectionModel DS` describes the association of semantics with a collection. The `CollectionModel DS` allows the association of the same semantics with multiple collections by allowing an unbounded set of collections to be specified. `CollectionModelType` extends `AnalyticModelType`.

14.5.3.2 CollectionModel DS syntax

```
<!-- ############################################ -->
<!--  Definition of CollectionModel DS (14.5.3)  -->
<!-- ############################################ -->

<!-- Definition of CollectionModel DS -->
<complexType name="CollectionModelType">
   <complexContent>
      <extension base="mpeg7:AnalyticModelType">
         <choice minOccurs="0" maxOccurs="unbounded">
            <element name="Collection" type="mpeg7:CollectionType"/>
            <element name="CollectionRef" type="mpeg7:ReferenceType"/>
         </choice>
      </extension>
   </complexContent>
</complexType>
```

14.5.3.3 CollectionModel DS semantics

Semantics of the `CollectionModelType`:

Name	*Definition*
`CollectionModelType`	Describes the association of semantics with a collection or multiple collections. The CollectionModel may contain a mix of different types of collections of multimedia content and concepts within a single description. However, the CollectionModel shall be limited to a single type of descriptor per description. `CollectionModelType` extends `AnalyticModelType`.
`Collection`	Describes the collections that are assigned the labels or semantics of the `CollectionModelType`.
`CollectionRef`	Specifies references to the collections that are assigned the semantic labels of the `CollectionModelType`.

14.5.3.4 CollectionModel DS examples (informative)

The following example illustrates the use of the `CollectionModel DS` for describing a collection model consisting of a content collection of four images. In this example, the semantic concept is being described by the collection of images. For example, the collection of images describe the concept of "soccer shots on goal". In this example, the description gives a confidence of 0.75 and a reliability of 0.5.

```
<Mpeg7>
   <Description xsi:type="ModelDescriptionType">
      <Model xsi:type="CollectionModelType" confidence="0.75" reliability="0.5"
         function="described">
```

© ISO/IEC 2003 – All rights reserved

Copyright International Organization for Standardization
Provided by IHS under license with ISO
No reproduction or networking permitted without license from IHS
Not for Resale

```
            <Label>
                <Name>Soccer shots on goal</Name>
            </Label>
            <Collection xsi:type="ContentCollectionType">
                <Content xsi:type="ImageType">
                    <Image>
                        <MediaLocator xsi:type="ImageLocatorType">
                            <MediaUri>soccer1.jpg</MediaUri>
                        </MediaLocator>
                    </Image>
                </Content>
                <Content xsi:type="ImageType">
                    <Image>
                        <MediaLocator xsi:type="ImageLocatorType">
                            <MediaUri>soccer2.jpg</MediaUri>
                        </MediaLocator>
                    </Image>
                </Content>
                <Content xsi:type="ImageType">
                    <Image>
                        <MediaLocator xsi:type="ImageLocatorType">
                            <MediaUri>soccer3.jpg</MediaUri>
                        </MediaLocator>
                    </Image>
                </Content>
                <Content xsi:type="ImageType">
                    <Image>
                        <MediaLocator xsi:type="ImageLocatorType">
                            <MediaUri>soccer4.jpg</MediaUri>
                        </MediaLocator>
                    </Image>
                </Content>
            </Collection>
        </Model>
    </Description>
</Mpeg7>
```

The following example illustrates the use of the `CollectionModel DS` for describing a model of a collection of two color descriptions. In this example, the semantic concept "Sunsets" has the function of describing the collection of descriptors.

```
<Mpeg7>
    <Description xsi:type="ModelDescriptionType">
        <Model xsi:type="CollectionModelType" confidence="0.75" reliability="0.5"
            function="describing">
            <Label>
                <Name> Sunsets </Name>
            </Label>
            <Collection xsi:type="DescriptorCollectionType">
                <Descriptor xsi:type="ScalableColorType" numOfCoeff="16"
                    numOfBitplanesDiscarded="0">
                    <Coeff> 1 2 3 4 5 6 7 8 9 0 1 2 3 4 5 6 </Coeff>
                </Descriptor>
                <Descriptor xsi:type="ScalableColorType" numOfCoeff="16"
                    numOfBitplanesDiscarded="0">
                    <Coeff> 1 2 3 4 5 6 7 8 9 0 1 2 3 4 5 6 </Coeff>
                </Descriptor>
            </Collection>
        </Model>
    </Description>
```


© ISO/IEC 2003 – All rights reserved
Copyright International Organization for Standardization
Provided by IHS under license with ISO
No reproduction or networking permitted without license from IHS
Not for Resale

```
</Mpeg7>
```

The following example illustrates the use of the `CollectionModel DS` for describing a collection of of four concepts. The concept collection has a semantic label: "soccer stadium objects", that is, the semantic concept has the function of describing the collection of concepts. In this example, the confidence is 0.75 and reliability is 0.5.

```
<Mpeg7>
   <Description xsi:type="ModelDescriptionType">
      <Model xsi:type="CollectionModelType" confidence="0.75" reliability="0.5"
         function="describing">
         <Label>
            <Name>Soccer stadium objects</Name>
         </Label>
         <Collection xsi:type="ConceptCollectionType">
            <Concept xsi:type="ObjectType">
               <Label>
                  <Name> Ball </Name>
               </Label>
            </Concept>
            <Concept xsi:type="ObjectType">
               <Label>
                  <Name> Goal </Name>
               </Label>
            </Concept>
            <Concept xsi:type="ObjectType">
               <Label>
                  <Name> Seats </Name>
               </Label>
            </Concept>
            <Concept xsi:type="ObjectType">
               <Label>
                  <Name> Water </Name>
               </Label>
            </Concept>
         </Collection>
      </Model>
   </Description>
</Mpeg7>
```

14.5.4 DescriptorModel DS

14.5.4.1 Introduction

The `DescriptorModel DS` describes a template or model of a known descriptor by selecting elements from the descriptor. The model is formed by describing the mapping of elements of the descriptor type to the fields of the descriptor model. The `DescriptorModel DS` is used by `ProbabilityModelClass DS` (see 14.5.5) and `ClusterModel DS` (see 14.6) to describe a class or cluster of descriptors using probability models or statistics computed over the aggregation of multiple descriptors.

14.5.4.2 DescriptorModel DS syntax

```
<!-- ############################################ -->
<!--  Definition of DescriptorModel DS (14.5.4)  -->
<!-- ############################################ -->

<!-- Definition of DescriptorModel DS -->
<complexType name="DescriptorModelType">
```

--`,,```,,,,````-`-`,,`,,`,`,,`---

© ISO/IEC 2003 – All rights reserved

Copyright International Organization for Standardization
Provided by IHS under license with ISO
No reproduction or networking permitted without license from IHS
Not for Resale

```
    <complexContent>
       <extension base="mpeg7:ModelType">
          <sequence>
             <element name="Descriptor" type="mpeg7:DType"/>
             <element name="Field" type="mpeg7:xPathFieldType"
                minOccurs="1" maxOccurs="unbounded"/>
          </sequence>
       </extension>
    </complexContent>
</complexType>
```

14.5.4.3 DescriptorModel DS semantics

Semantics of the `DescriptorModelType`:

Name	*Definition*
`DescriptorModelType`	Describes a template or model of a known descriptor by selecting elements from the descriptor. The model is formed by describing the mapping of elements of the descriptor to the fields of the descriptor model. `DescriptorModelType` extends `ModelType`.
`Descriptor`	Describes an example instance of the Descriptor in order to allow its elements to be modeled. The `Descriptor` example shall provide a valid description of the `Descriptor` including all required attributes and elements. Any number of the elements of the `Descriptor` can be used to form the descriptor model by specifying the mapping of elements of the descriptor to the fields of the descriptor model. Any elements of the example `Descriptor` that are not mapped to fields of the descriptor model are assumed to be constant in the descriptor model, taking the values specified in the example `Descriptor`. All attributes of the example Descriptor are also assumed to be constant in the descriptor model, taking the values specified in the example `Descriptor`.
`Field`	Describes the sequence of elements from the example `Descriptor` that are being modeled. The fields of the model, which correspond to elements of the `Descriptor`, are described by specifying the XPath expression to the elements of the `Descriptor`. The XPath locator shall be used only to locate elements in the immediately preceding Descriptor example. Multiple fields can be described, in which case, the elements of the `Descriptor` are concatenated in the order given by the specification of the fields. The context node of the XPath expression is the node of the preceding `Descriptor` element.

14.5.4.4 DescriptorModel DS examples (informative)

The following example illustrates the use of the `DescriptorModel DS for describing a` descriptor model of the `ScalableColor` descriptor. The `DescriptorModel DS` specifies that the descriptor model is formed from the `Coefficients` element of the `ScalableColor D` (defined in ISO/IEC 15938-3). For example, in the `DescriptorModel` for `ScalableColorType`, the value of `numOfCoefficients`="16" is constant in the descriptor model.

```
<mpeg7>
   <Description xsi:type="ModelDescriptionType">
      <Model xsi:type="DescriptorModelType">
         <Descriptor xsi:type="ScalableColorType" numOfCoeff="16"
            numOfBitplanesDiscarded="0">
```


Copyright International Organization for Standardization
Provided by IHS under license with ISO
No reproduction or networking permitted without license from IHS
Not for Resale
© ISO/IEC 2003 – All rights reserved

```
            <Coeff> 1 2 3 4 5 6 7 8 9 0 1 2 3 4 5 6 </Coeff>
        </Descriptor>
        <Field>Coeff</Field>
    </Model>
  </Description>
</Mpeg7>
```

The following example illustrates the use of the DescriptorModel DS for describing a descriptor model of the ContourShape descriptor. The DescriptorModel DS specifies that the descriptor model is formed from the concatenation of six elements of the ContourShape D (defined in ISO/IEC 15938-3). All other elements and attributes not mentioned in the field statements are assumed to be constant in the descriptor models, taking the values specified in the example Descriptors.

```
<Mpeg7>
  <Description xsi:type="ModelDescriptionType">
    <Model xsi:type="DescriptorModelType">
      <Descriptor xsi:type="ContourShapeType">
        <GlobalCurvature> 3 5 </GlobalCurvature>
        <PrototypeCurvature> 4 7 </PrototypeCurvature>
        <HighestPeakY>2</HighestPeakY>
        <Peak peakX="4" peakY="2"/>
        <Peak peakX="3" peakY="5"/>
        <Peak peakX="7" peakY="1"/>
      </Descriptor>
      <Field>GlobalCurvature</Field>
      <Field>PrototypeCurvature</Field>
      <Field>HighestPeakY</Field>
      <Field>Peak</Field>
    </Model>
  </Description>
</Mpeg7>
```

14.5.5 ProbabilityModelClass DS

14.5.5.1 Introduction

The ProbabilityModelClass DS describes the association of semantics with classes of descriptions of multimedia content, which are described using probability models. The probability models provide an aggregate statistical representation of the descriptions in a class. The ProbabilityModelClass DS allows the association of the same semantics with multiple probability models by allowing an unbounded set of probability models to be specified. ProbabilityModelClassType extends AnalyticModelType.

14.5.5.2 ProbabilityModelClass DS syntax

```
<!-- ################################################ -->
<!--  Definition of ProbabilityModelClass DS (14.5.5)  -->
<!-- ################################################ -->

<!-- Definition of ProbabilityModelClass DS -->
<complexType name="ProbabilityModelClassType">
  <complexContent>
    <extension base="mpeg7:AnalyticModelType">
      <sequence minOccurs="1" maxOccurs="unbounded">
        <element name="DescriptorModel" type="mpeg7:DescriptorModelType"/>
        <element name="ProbabilityModel" type="mpeg7:ProbabilityModelType"/>
      </sequence>
    </extension>
  </complexContent>
```

© ISO/IEC 2003 – All rights reserved

Copyright International Organization for Standardization
Provided by IHS under license with ISO
No reproduction or networking permitted without license from IHS
Not for Resale

```
</complexType>
```

14.5.5.3 ProbabilityModelClass DS semantics

Semantics of the `ProbabilityModelClassType`:

Name	*Definition*
`ProbabilityModelClassType`	Describes the association of semantics with probability models of multimedia content. `ProbabilityModelClassType` extends `AnalyticModelType`.
`DescriptorModel`	Describes an example instance of the Descriptor in order to allow the elements of the Descriptor to be modeled using a probability model. The `DescriptorModel` describes the sequence of fields that are concatenated to form a vector. The aggregation of instances of these vectors are then modeled using the probability model.
`ProbabilityModel`	Describes the probability model of the aggregation of descriptions of type of the `DescriptorModel` that form the class.

14.5.5.4 ProbabilityModelClass DS examples (informative)

The following example illustrates the use of the `ProbabilityModelClass DS` for describing a probability model class that characterizes a class of "Nature scene" images by representing the statistics associated with the color features of the images of that class. For example, the following example indicates that the `Coefficients` element of the `ScalableColor D` (defined in ISO/IEC 15938-3) for the Nature scene images has a centroid or mean value of (0.5, 0.5, …) and a variance of (0.25, 0.75, …).

```
<mpeg7>
   <Description xsi:type="ModelDescriptionType">
      <Model xsi:type="ProbabilityModelClassType" confidence="0.75"
         reliability="0.5">
         <Label>
            <Name>Nature scenes</Name>
         </Label>
         <DescriptorModel>
            <Descriptor xsi:type="ScalableColorType" numOfCoeff="16"
               numOfBitplanesDiscarded="0">
               <Coeff> 1 2 3 4 5 6 7 8 9 0 1 2 3 4 5 6 </Coeff>
            </Descriptor>
            <Field>Coeff</Field>
         </DescriptorModel>
         <ProbabilityModel xsi:type="ProbabilityDistributionType" confidence="1.0"
            dim="16">
            <Mean mpeg7:dim="16"> 0 1 2 3 4 5 6 7 8 9 0 1 2 3 4 5 </Mean>
            <Variance mpeg7:dim="16"> 2 3 4 5 6 7 8 9 0 1 2 3 4 5 6 5 </Variance>
         </ProbabilityModel>
      </Model>
   </Description>
</Mpeg7>
```

The following example illustrates the use of the `ProbabilityModelClass DS` for describing a probability model that characterizes checker patterns using a probability model of `EdgeHistogram D` (see ISO/IEC 15938-3).

```
<Mpeg7>
```


© ISO/IEC 2003 – All rights reserved
Copyright International Organization for Standardization
Provided by IHS under license with ISO
No reproduction or networking permitted without license from IHS
Not for Resale

```
    <Description xsi:type="ModelDescriptionType">
       <Model xsi:type="ProbabilityModelClassType" confidence="0.75"
          reliability="0.5">
          <Label relevance="0.75">
             <Name>Checker patterns</Name>
          </Label>
          <DescriptorModel>
             <Descriptor xsi:type="EdgeHistogramType">
                <BinCounts> 3 5 2 5 . . . 6 </BinCounts>
             </Descriptor>
             <Field>BinCounts</Field>
          </DescriptorModel>
          <ProbabilityModel xsi:type="ProbabilityDistributionType" confidence="0.75"
             dim="80">
             <Mean mpeg7:dim="80"> 5 3 9 4 . . . 5 </Mean>
             <Variance mpeg7:dim="80"> 4.5 5.0 8.0 7.5 . . . 5.2 </Variance>
          </ProbabilityModel>
       </Model>
    </Description>
</Mpeg7>
```

The following example illustrates the use of the `ProbabilityModelClass DS` for describing a probability model that characterizes oval shapes using a probability model of `RegionShape D` (see ISO/IEC 15938-3).

```
<Mpeg7>
    <Description xsi:type="ModelDescriptionType">
       <Model xsi:type="ProbabilityModelClassType" confidence="0.75"
          reliability="0.5">
          <Label relevance="0.75">
             <Name> Ovals </Name>
          </Label>
          <DescriptorModel>
             <Descriptor xsi:type="RegionShapeType">
                <MagnitudeOfART> 3 5 2 5 . . . 6 </MagnitudeOfART>
             </Descriptor>
             <Field>MagnitudeOfART</Field>
          </DescriptorModel>
          <ProbabilityModel xsi:type="ProbabilityDistributionType" confidence="1.0"
             dim="35">
             <Mean mpeg7:dim="35"> 4 8 6 9 . . . 5 </Mean>
             <Variance mpeg7:dim="35"> 1.3 2.5 5.0 4.5 . . . 3.2 </Variance>
          </ProbabilityModel>
       </Model>
    </Description>
</Mpeg7>
```

The following example illustrates the use of the `ProbabilityModelClass DS` for describing a probability model that characterizes silhouettes using a probability model of `ContourShape D` (see ISO/IEC 15938-3).

```
<Mpeg7>
    <Description xsi:type="ModelDescriptionType">
       <Model xsi:type="ProbabilityModelClassType" confidence="0.75"
          reliability="0.5">
          <Label relevance="0.75">
             <Name> Silhouettes </Name>
          </Label>
          <DescriptorModel>
             <Descriptor xsi:type="ContourShapeType">
```

© ISO/IEC 2003 – All rights reserved

Copyright International Organization for Standardization
Provided by IHS under license with ISO
No reproduction or networking permitted without license from IHS
Not for Resale

```
                <GlobalCurvature> 3 5 </GlobalCurvature>
                <PrototypeCurvature> 4 7 </PrototypeCurvature>
                <HighestPeakY>2</HighestPeakY>
                <Peak peakX="4" peakY="2"/>
                <Peak peakX="3" peakY="5"/>
                <Peak peakX="7" peakY="1"/>
            </Descriptor>
            <Field>GlobalCurvature</Field>
            <Field>PrototypeCurvature</Field>
            <Field>HighestPeakY</Field>
            <Field>Peak</Field>
        </DescriptorModel>
        <ProbabilityModel xsi:type="ProbabilityDistributionType" confidence="1.0"
            dim="11">
            <Mean mpeg7:dim="11"> 3 9 7 4 6 9 1 2 6 8 9</Mean>
            <Variance mpeg7:dim="11"> 3.4 5.4 9.1 1.8 2.3 6.5 7.9 1.2 3.4 3.3 1.0
            </Variance>
        </ProbabilityModel>
    </Model>
  </Description>
</Mpeg7>
```

14.6 Cluster models

14.6.1 Introduction

Cluster Models describe analytic models and their associated probability models. For example, this allows the description of the centroid of a collection of descriptor instances in order to represent a semantic class.

14.6.2 ClusterModel DS

14.6.2.1 Introduction

The `ClusterModel DS` describes the analytic model and an associated probability model. The `ClusterModel DS` allows the association of the same semantics with multiple cluster models by allowing an unbounded set of analytic models to be specified. `ClusterModelType` extends `AnalyticModelType`.

14.6.2.2 ClusterModel DS syntax

```
<!-- ######################################## -->
<!--  Definition of ClusterModel DS (14.6.2)  -->
<!-- ######################################## -->

<!-- Definition of ClusterModel DS -->
<complexType name="ClusterModelType">
    <complexContent>
        <extension base="mpeg7:AnalyticModelType">
            <sequence>
                <choice minOccurs="0" maxOccurs="unbounded">
                    <element name="Collection" type="mpeg7:CollectionType"/>
                    <element name="CollectionRef" type="mpeg7:ReferenceType"/>
                </choice>
                <choice minOccurs="0" maxOccurs="unbounded">
                    <element name="ClusterModel" type="mpeg7:ClusterModelType"/>
                    <element name="ClusterModelRef" type="mpeg7:ReferenceType"/>
                </choice>
                <sequence minOccurs="0">
```


Copyright International Organization for Standardization
Provided by IHS under license with ISO
No reproduction or networking permitted without license from IHS
Not for Resale
© ISO/IEC 2003 – All rights reserved

```
                <element name="DescriptorModel" type="mpeg7:DescriptorModelType"/>
                <element name="ProbabilityModel" type="mpeg7:ProbabilityModelType"/>
            </sequence>
        </sequence>
    </extension>
  </complexContent>
</complexType>
```

14.6.2.3 ClusterModel DS semantics

Semantics of the `ClusterModelType`:

Name	*Definition*
`ClusterModelType`	Describes the association of labels or semantics, and statistics or probabilities with collections. `ClusterModelType` extends `AnalyticModelType`.
`Collection`	Describes the collection that provides the multimedia content collection, instance or class information.
`CollectionRef`	Describes the reference to the associated collection that provides the multimedia content collection, instance or class information.
`ClusterModel`	Describes an unbounded set of child cluser models of the current ClusterModel (optional). This allows nesting of cluster models within cluster models. If `ClusterModel` is not specified, then the current `ClusterModel` terminates the cluster model hierarchy.
`ClusterModelRef`	Describes an unbounded set of references to child cluster models of the current `ClusterModel` (optional).
`DescriptorModel`	Describes an example instance of the Descriptor in order to allow the elements of the Descriptor to be modeled using a probability model. The `DescriptorModel` describes the sequence of fields that are concatenated to form a vector. The aggregation of instances of these vectors are then modeled using the `ProbabilityModel`.
`ProbabilityModel`	Describes the associated probability model that provides a parameterized description of the analytic model (optional).

14.6.2.4 ClusterModel DS examples (informative)

The following example illustrates the use of the `ClusterModel DS` for describing a cluster model consisting of a set of examples of two scalable color descriptions. The cluster models have a semantic label: "Nature scenes". The example describes also the probability model of the `ScalableColor D` (see ISO/IEC 15938-3).

```
<Mpeg7>
    <Description xsi:type="ModelDescriptionType">
        <Model xsi:type="ClusterModelType" confidence="0.75" reliability="0.5">
            <Label>
                <Name> Nature scenes </Name>
            </Label>
            <Collection xsi:type="DescriptorCollectionType">
                <Descriptor xsi:type="ScalableColorType" numOfCoeff="16"
                    numOfBitplanesDiscarded="0">
                    <Coeff> 1 2 3 4 5 6 7 8 9 0 1 2 3 4 5 6 </Coeff>
                </Descriptor>
```

© ISO/IEC 2003 – All rights reserved

Copyright International Organization for Standardization
Provided by IHS under license with ISO
No reproduction or networking permitted without license from IHS
Not for Resale

```
            <Descriptor xsi:type="ScalableColorType" numOfCoeff="16"
               numOfBitplanesDiscarded="0">
               <Coeff> 1 2 3 4 5 6 7 8 9 0 1 2 3 4 5 6 </Coeff>
            </Descriptor>
         </Collection>
         <DescriptorModel>
            <Descriptor xsi:type="ScalableColorType" numOfCoeff="16"
               numOfBitplanesDiscarded="0">
               <Coeff> 1 2 3 4 5 6 7 8 9 0 1 2 3 4 5 6 </Coeff>
            </Descriptor>
            <Field>Coeff</Field>
         </DescriptorModel>
         <ProbabilityModel xsi:type="ProbabilityDistributionType" confidence="1.0"
            dim="16">
            <Mean mpeg7:dim="16"> 0 1 2 3 4 5 6 7 8 9 0 1 2 3 4 5 </Mean>
            <Variance mpeg7:dim="16"> 2 3 4 5 6 7 8 9 0 1 2 3 4 5 6 5 </Variance>
         </ProbabilityModel>
      </Model>
   </Description>
</Mpeg7>
```

14.7 Classification models

14.7.1 Introduction

Classification Models describe information about known multimedia content that can be used to classify unknown multimedia content. The output of the classifiers is the association of labels or semantics with the unknown content. The information the classifier uses involves the association of labels or semantics with the known content.

14.7.2 ClassificationModel DS

14.7.2.1 Introduction

The `ClassificationModel DS` represents a set of analytic models for the purpose of classifying unknown multimedia content. The `ClassificationModelType` is an abstract type that forms the base type of the different specialized types of classification models. `ClassificationModelType` provides attributes that describe the completeness and redundancy by which the classification model covers the semantic space, and the number of analytic models that comprise a classification model. `ClassificationModelType` extends `ModelType`.

14.7.2.2 ClassificationModel DS syntax

```
<!-- ################################################ -->
<!--  Definition of ClassificationModel DS (14.7.2)  -->
<!-- ################################################ -->

<!-- Definition of ClassificationModel DS -->
<complexType name="ClassificationModelType" abstract="true">
   <complexContent>
      <extension base="mpeg7:ModelType">
         <attribute name="complete" type="boolean" use="optional" default="true"/>
         <attribute name="redundant" type="boolean" use="optional" default="false"/>
      </extension>
   </complexContent>
</complexType>
```


Copyright International Organization for Standardization
Provided by IHS under license with ISO
No reproduction or networking permitted without license from IHS
Not for Resale
© ISO/IEC 2003 – All rights reserved

14.7.2.3 ClassificationModel DS semantics

Semantics of the `ClassificationModelType`:

Name	*Definition*
`ClassificationModelType`	Describes information about known collections of multimedia content in terms of labels, semantics and models that can be used to classify unknown multimedia content (abstract). `ClassificationModelType` extends `ModelType`.
`complete`	Indicates whether the set of analytic models that comprises classification model is sufficient for completely covering the semantic space of the unknown data (optional). For example, given a classification model formed from a model of "Sunsets" and a model of "Nature Scenes", the classification model completely covers the semantics of photographs of sunsets and nature scenes, but does not completely cover the semantics of photographs of soccer games. By default, `complete` has a value of "true".
`redundant`	Indicates whether the set of analytic models that comprises classification model overlap in the semantic space (optional). For example, given a classification model formed from a model of "Sunsets" and a model of "Sunsets over Water", the classification model redundantly covers the semantics of photographs of sunsets. By default, `redundant` has a value of "false".

14.7.3 ClusterClassificationModel DS

14.7.3.1 Introduction

The `ClusterClassificationModel DS` describes a classifier by specifying a set of cluster models that characterize the semantics of the multimedia content. The `ClusterClassificationModel DS` describes the association of semantics with clusters of multimedia content. `ClusterClassificationModelType` extends `ClassificationModelType`.

14.7.3.2 ClusterClassificationModel DS syntax

```
<!-- ########################################################## -->
<!--  Definition of ClusterClassificationModel DS (14.7.3)  -->
<!-- ########################################################## -->

<!-- Definition of ClusterClassificationModel DS -->
<complexType name="ClusterClassificationModelType">
   <complexContent>
      <extension base="mpeg7:ClassificationModelType">
         <choice minOccurs="1" maxOccurs="unbounded">
            <element name="ClusterModel" type="mpeg7:ClusterModelType"/>
            <element name="ClusterModelRef" type="mpeg7:ReferenceType"/>
         </choice>
      </extension>
   </complexContent>
</complexType>
```

--`,,```,,,,````-`-`,,`,,`,`,,`---

© ISO/IEC 2003 – All rights reserved

Copyright International Organization for Standardization
Provided by IHS under license with ISO
No reproduction or networking permitted without license from IHS
Not for Resale

14.7.3.3 ClusterClassificationModel semantics

Semantics of the `ClusterClassificationModelType`:

Name	*Definition*
`ClusterClassificationModelType`	Describes a classifier by specifying a set of models that characterize the semantics of the multimedia content. `ClusterClassificationModelType` extends `ClassificationModelType`.
`ClusterModel`	Describes the set of cluster models. Each `ClusterModel` describes the association of semantics with clusters of multimedia content.
`ClusterModelRef`	Describes the set of cluster models in terms of references to `ClusterModel` descriptions.

14.7.3.4 ClusterClassificationModel examples (informative)

The following example illustrates the use of the `ClusterClassificationModel` DS for describing a cluster classification model related to scenes from a soccer game. In this example, the `ClusterClassificationModel` is comprised of two `ClusterModels`. The first `ClusterModel` describes a cluster of two images that form the class with label "Soccer shots on goal". The second `ClusterModel` describes a cluster of two images that form the class with label "Goal scores".

```
<Mpeg7>
   <Description xsi:type="ModelDescriptionType">
      <Model xsi:type="ClusterClassificationModelType" confidence="0.9"
         reliability="0.8" complete="true" redundant="false">
         <ClusterModel confidence="0.75" reliability="0.5">
            <Label>
               <Name> Soccer shots on goal </Name>
            </Label>
            <Collection xsi:type="ContentCollectionType">
               <Content xsi:type="ImageType">
                  <Image>
                     <MediaLocator xsi:type="ImageLocatorType">
                        <MediaUri>soccer1.jpg</MediaUri>
                     </MediaLocator>
                  </Image>
               </Content>
               <Content xsi:type="ImageType">
                  <Image>
                     <MediaLocator xsi:type="ImageLocatorType">
                        <MediaUri>soccer2.jpg</MediaUri>
                     </MediaLocator>
                  </Image>
               </Content>
            </Collection>
         </ClusterModel>
         <ClusterModel confidence="0.9" reliability="0.75">
            <Label>
               <Name> Goal scores </Name>
            </Label>
            <Collection xsi:type="ContentCollectionType">
               <Content xsi:type="ImageType">
                  <Image>
                     <MediaLocator xsi:type="ImageLocatorType">
```


© ISO/IEC 2003 – All rights reserved
Copyright International Organization for Standardization
Provided by IHS under license with ISO
No reproduction or networking permitted without license from IHS
Not for Resale

```
                        <MediaUri>soccer3.jpg</MediaUri>
                    </MediaLocator>
                </Image>
            </Content>
            <Content xsi:type="ImageType">
                <Image>
                    <MediaLocator xsi:type="ImageLocatorType">
                        <MediaUri>soccer4.jpg</MediaUri>
                    </MediaLocator>
                </Image>
            </Content>
        </Collection>
    </ClusterModel>
  </Model>
 </Description>
</Mpeg7>
```

The following example illustrates the use of the `ClusterClassificationModel` DS for describing a cluster classification model related to images depicting nature scenes. The `ClusterClassificationModel` is comprised of two `ClusterModels`. The first `ClusterModel` describes a collection of two scalable color descriptions that forms the class with label "Sunsets". The second `ClusterModel` describes a collection of two scalable color descriptions that forms the class with label "Nature scenes".

```
<Mpeg7>
 <Description xsi:type="ModelDescriptionType">
  <Model xsi:type="ClusterClassificationModelType" confidence="0.95"
   reliability="0.75" complete="true" redundant="false">
   <ClusterModel confidence="0.8" reliability="0.75">
    <Label relevance="0.75">
     <Name>Sunsets</Name>
    </Label>
    <Collection xsi:type="DescriptorCollectionType">
     <Descriptor xsi:type="ScalableColorType" numOfCoeff="16"
      numOfBitplanesDiscarded="0">
      <Coeff> 1 2 3 4 5 6 7 8 9 0 1 2 3 4 5 6 </Coeff>
     </Descriptor>
     <Descriptor xsi:type="ScalableColorType" numOfCoeff="16"
      numOfBitplanesDiscarded="0">
      <Coeff> 1 2 3 4 5 6 7 8 9 0 1 2 3 4 5 6 </Coeff>
     </Descriptor>
    </Collection>
   </ClusterModel>
   <ClusterModel confidence="0.75" reliability="0.5">
    <Label>
     <Name>Nature scenes</Name>
    </Label>
    <Collection xsi:type="DescriptorCollectionType">
     <Descriptor xsi:type="ScalableColorType" numOfCoeff="16"
      numOfBitplanesDiscarded="0">
      <Coeff> 1 2 3 4 5 6 7 8 9 0 1 2 3 4 5 6 </Coeff>
     </Descriptor>
     <Descriptor xsi:type="ScalableColorType" numOfCoeff="16"
      numOfBitplanesDiscarded="0">
      <Coeff> 1 2 3 4 5 6 7 8 9 0 1 2 3 4 5 6 </Coeff>
     </Descriptor>
    </Collection>
   </ClusterModel>
  </Model>
 </Description>
</Mpeg7>
```

--`,,```,,,,````-`-`,,`,,`,`,,`---

© ISO/IEC 2003 – All rights reserved

Copyright International Organization for Standardization
Provided by IHS under license with ISO
No reproduction or networking permitted without license from IHS
Not for Resale

14.7.4 ProbabilityClassificationModel DS

14.7.4.1 Introduction

The ProbabilityClassificationModel DS describes a classifier for unknown multimedia content by specifying a set of probability models that characterize the semantics of the descriptions of multimedia content. ProbabilityClassificationModelType extends ClassificationModelType.

14.7.4.2 ProbabilityClassificationModel DS syntax

```
<!-- ########################################################## -->
<!--  Definition of ProbabilityClassificationModel DS (14.7.4)  -->
<!-- ########################################################## -->

<!-- Definition of ProbabilityClassificationModel DS -->
<complexType name="ProbabilityClassificationModelType">
   <complexContent>
      <extension base="mpeg7:ClassificationModelType">
         <sequence>
            <element name="ProbabilityModelClass"
               type="mpeg7:ProbabilityModelClassType" minOccurs="1"
               maxOccurs="unbounded"/>
         </sequence>
      </extension>
   </complexContent>
</complexType>
```

14.7.4.3 ProbabilityClassificationModel DS semantics

Semantics of the ProbabilityClassificationModelType:

Name	*Definition*
ProbabilityClassificationModelType	Describes a classifier by specifying a set of probability models that characterize the semantics of the descriptions of multimedia content. ProbabilityClassificationModelType extends ClassificationModelType.
ProbabilityModelClass	Describes the set of probability model classes. Each ProbabilityModelClass describes the association of semantics with probability models of multimedia content descriptions.

14.7.4.4 ProbabilityClassificationModel DS examples (informative)

The following example illustrates the use of the ProbabilityClassificationModel DS for describing a probability classification model for sunset and nature images. The ProbabilityClassificationModel DS is comprised of two instances of ProbabilityModelClass DS. The first ProbabilityModelClass DS instance specifies a class of scalable color descriptors that forms with label "Sunsets". The second ProbabilityModelClass DS instance specifies a class scalable color descriptors with label "Nature scenes".

```
<Mpeg7>
   <Description xsi:type="ModelDescriptionType">
      <Model xsi:type="ProbabilityClassificationModelType" confidence="0.95"
         reliability="0.75" complete="true" redundant="false">
```


Copyright International Organization for Standardization
Provided by IHS under license with ISO
No reproduction or networking permitted without license from IHS
Not for Resale
© ISO/IEC 2003 – All rights reserved

```
            <ProbabilityModelClass confidence="0.9" reliability="0.5">
               <Label>
                  <Name>Sunsets</Name>
               </Label>
               <DescriptorModel>
                  <Descriptor xsi:type="ScalableColorType" numOfCoeff="16"
                     numOfBitplanesDiscarded="0">
                     <Coeff> 4 5 6 7 8 9 0 1 2 3 4 5 6 1 2 3</Coeff>
                  </Descriptor>
                  <Field>Coeff</Field>
               </DescriptorModel>
               <ProbabilityModel xsi:type="ProbabilityDistributionType"
                  confidence="1.0" dim="16">
                  <Mean mpeg7:dim="16"> 0 1 2 3 4 5 6 7 8 9 0 1 2 3 4 5 </Mean>
                  <Variance mpeg7:dim="16"> 5 6 7 8 9 0 1 2 3 4 5 6 5 2 3 4
                  </Variance>
               </ProbabilityModel>
            </ProbabilityModelClass>
            <ProbabilityModelClass confidence="0.9" reliability="0.8">
               <Label>
                  <Name>Nature scenes</Name>
               </Label>
               <DescriptorModel>
                  <Descriptor xsi:type="ScalableColorType" numOfCoeff="16"
                     numOfBitplanesDiscarded="0">
                     <Coeff> 1 2 3 4 5 6 7 8 9 0 1 2 3 4 5 6 </Coeff>
                  </Descriptor>
                  <Field>Coeff</Field>
               </DescriptorModel>
               <ProbabilityModel xsi:type="ProbabilityDistributionType"
                  confidence="1.0" dim="16">
                  <Mean mpeg7:dim="16"> 3 4 5 0 1 2 3 4 5 6 7 8 9 0 1 2 </Mean>
                  <Variance mpeg7:dim="16"> 5 6 5 2 3 4 5 6 7 8 9 0 1 2 3 4
                  </Variance>
               </ProbabilityModel>
            </ProbabilityModelClass>
         </Model>
      </Description>
</Mpeg7>
```

15 User interaction tools

15.1 Introduction

Clause 15 specifies the following description tools related to user interaction with multimedia content.

Table 42 — Overview of User Interaction Tools

Tool	*Functionality*
User Preferences	Describes user preferences pertaining to multimedia content, enabling effective user interaction and personalization of content access and consumption. See clause 15.2.
Usage History	Describes usage history of users of multimedia content, enabling effective user interaction and personalization of content access and consumption. See clause 15.3.

--`,,```,,,,````-`-`,,`,,`,`,,`---

© ISO/IEC 2003 – All rights reserved

Copyright International Organization for Standardization
Provided by IHS under license with ISO
No reproduction or networking permitted without license from IHS
Not for Resale

The key concepts used in this clause are illustrated in Figure 76. A user interacts with multimedia content by using a multimedia system. The multimedia system is used to find multimedia content, e.g. by searching or filtering, and to consume multimedia content, e.g., by viewing or listening. Descriptions of the multimedia content are provided to the system to enable efficient searching, filtering and browsing. Descriptions of the user's preferences are also provided to the system to enable personalized searching, filtering and browsing of multimedia content. The multimedia system may also generate a usage history description based on a history of the user's interactions with the multimedia content. The usage history descriptions may be used directly for personalized searching, filtering and browsing, or may be mapped to a description of the user's preferences. Both user preferences descriptions and usage history descriptions may be exchanged with third parties (e.g. service providers) or with other devices.

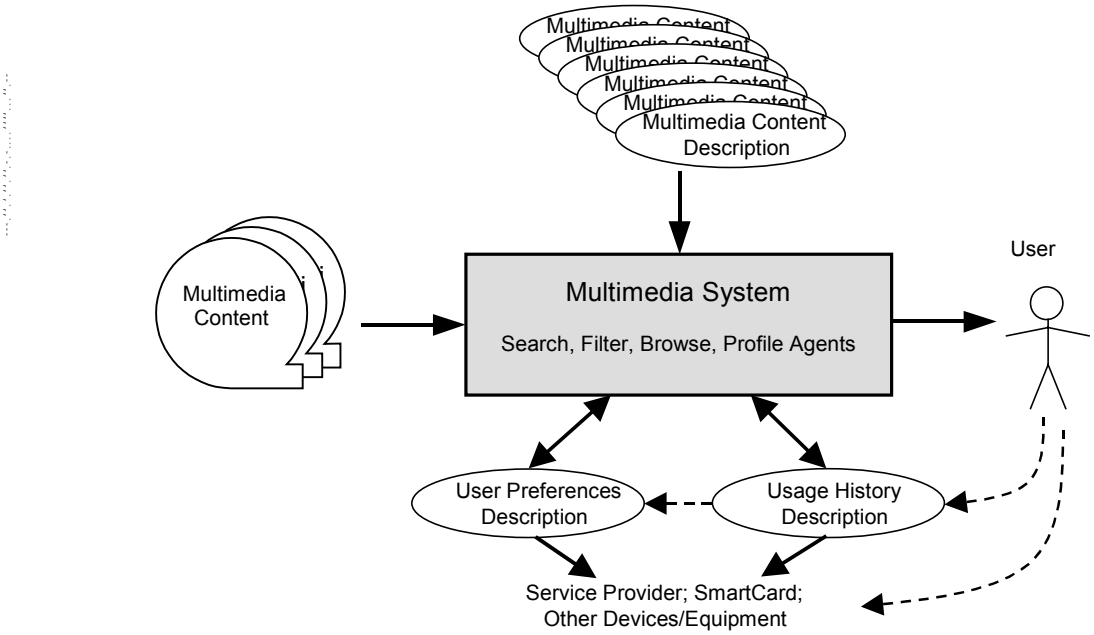

Figure 76 — Personalized filtering, search and browsing of multimedia content

15.2 User preferences

15.2.1 Introduction

Subclause 15.2 specifies tools for describing user's preferences pertaining to consumption of multimedia content. User preference descriptions can be correlated with content descriptions to find and consume desired content. Correspondence between user preferences and content descriptions facilitates accurate and efficient personalization of content access and content consumption.

User preferences descriptions can be utilized by consumers (or their agents) for accessing and consuming multimedia content that fits their personal preferences. A generic usage model is depicted in Figure 77, where a user agent takes content descriptions and user preferences as input and generates a filtered output specifying the content item(s) that fit personal preferences. The descriptions of the user's preferences are used to find preferred multimedia content and to present preferred views of the content automatically. In specific applications, the output may include identifiers or media locators of preferred multimedia content, or a summary of a multimedia program where the type of the summary satisfies user's summary preferences. For example, a particular user may indicate a preference for movies of a certain genre, in which case movies of other genres may be filtered out by a user agent or ranked lower in an ordered list of multimedia content. Another example is a user who prefers to view only the goals of a soccer match, while yet another user may prefer a 30-minute highlight summary of the entire match.

© ISO/IEC 2003 – All rights reserved
Copyright International Organization for Standardization
Provided by IHS under license with ISO
No reproduction or networking permitted without license from IHS
Not for Resale

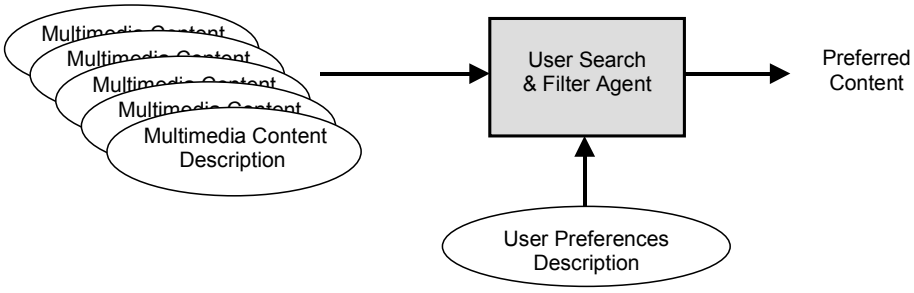

Figure 77 — A generic usage model for user preference and content descriptions

A diagram of the `UserPreferences` DS specified in subclause 15.2 is shown in Figure 78. The `UserPreferences` DS enables users to specify their preferences (likes and dislikes) for certain types of content, using the `FilteringAndSearchPreferences` DS, and for ways of browsing the content, using the `BrowsingPreferences` DS. Preferences related to the creation of the content, the classification of the content and the source of the content are specified using the `CreationPreferences` DS, `ClassificationPreferences` DS and `SourcePreferences` DS, respectively. A `FilteringAndSearchPreferences` element may contain child `FilteringAndSearchPreference` elements, defining a hierarchy of preference elements. Preferences related to summarization of the content are specified using the `SummaryPreferences` DS.

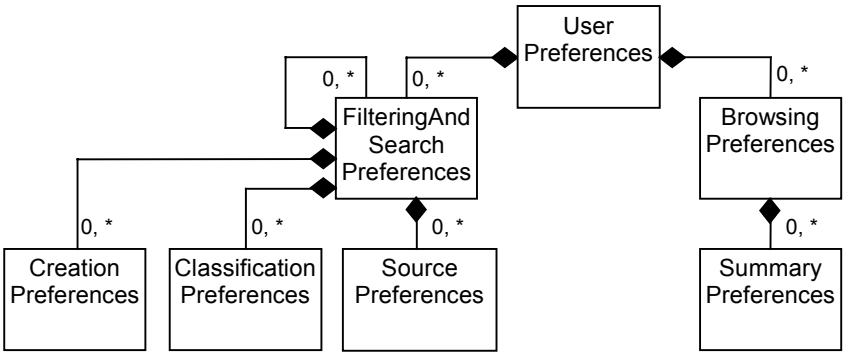

Figure 78 — The UserPreferences DS

The `FilteringAndSearchPreferences` DS, the `CreationPreferences` DS and its parts, the `ClassificationPreferences` DS and its parts, the `SourcePreferences` DS and its parts, the `BrowsingPreferences` DS, and the `SummaryPreferences` DS and its parts are all used to represent user preference components. Some components are individual preference components, for example, a preference for a particular genre (part of the `ClassificationPreferences` DS). Other components are container components, such as the `FilteringAndSearchPreferences` DS, the `CreationPreferences` DS, the `ClassificationPreferences` DS, the `SourcePreferences` DS, the `BrowsingPreferences` DS, and the `SummaryPreferences` DS. User preference components may carry a preference value attribute indicating the relative importance of a component with respect to other components.

The `UserPreferences` DS enables users to specify preferences that apply only in a particular context, in terms of time and place. The DS enables users to indicate whether their preferences or parts of their preferences should be kept private or not. The DS also enables users to indicate whether the automatic update of their usage preferences description, e.g., by an agent, should be permitted or not.

--`,,```,,,,````-`-`,,`,,`,`,,`---

© ISO/IEC 2003 – All rights reserved

Copyright International Organization for Standardization
Provided by IHS under license with ISO
No reproduction or networking permitted without license from IHS
Not for Resale

15.2.2 Basic user preference tools

15.2.2.1 Introduction

Subclause 15.2.2 contains several basic tools used in the `UserPreferences` DS.

The `PreferenceCondition` D is used to describe a combination of time and/or place that can be associated with a particular set of user preferences. The `PreferenceCondition` D is used to describe a conditional dependency of user preferences on time and location.

The `userChoice` datatype is used to indicate the value of a condition set by a user, with respect to actions taken by a processor of descriptions.

The `preferenceValue` datatype is used to indicate the relative priority or weight assigned to a particular user preference component among other user preference components. Positive values of `preferenceValue` indicate preferences (likes), while negative values indicate non-preferences (dislikes).

15.2.2.2 Basic user preference tools syntax

```
<!-- ######################################## -->
<!--  Basic User Preference tools (15.2.2)  -->
<!-- ######################################## -->

<!-- Definition of PreferenceCondition D -->
<complexType name="PreferenceConditionType">
   <complexContent>
      <extension base="mpeg7:DType">
         <sequence>
            <element name="Place" type="mpeg7:PlaceType" minOccurs="0"/>
            <element name="Time" minOccurs="0" maxOccurs="unbounded">
               <complexType>
                  <complexContent>
                     <extension base="mpeg7:TimeType">
                        <attribute name="recurrence"
                           use="optional" default="none">
                           <simpleType>
                              <union>
                                 <simpleType>
                                    <restriction base="NMTOKEN">
                                       <enumeration value="none"/>
                                       <enumeration value="daily"/>
                                       <enumeration value="weekly"/>
                                       <enumeration value="monthly"/>
                                       <enumeration value="annually"/>
                                    </restriction>
                                 </simpleType>
                                 <simpleType>
                                    <restriction base="mpeg7:termReferenceType"/>
                                 </simpleType>
                              </union>
                           </simpleType>
                        </attribute>
                        <attribute name="numOfRecurrences"
                           type="positiveInteger"
                           use="optional"/>
                     </extension>
                  </complexContent>
               </complexType>
            </element>
```


© ISO/IEC 2003 – All rights reserved
Copyright International Organization for Standardization
Provided by IHS under license with ISO
No reproduction or networking permitted without license from IHS
Not for Resale

```
          </sequence>
       </extension>
   </complexContent>
</complexType>

<!-- Definition of userChoice datatype -->
<simpleType name="userChoiceType">
   <restriction base="NMTOKEN">
      <enumeration value="true"/>
      <enumeration value="false"/>
      <enumeration value="user"/>
   </restriction>
</simpleType>

<!-- Definition of preferenceValue datatype -->
<simpleType name="preferenceValueType">
   <restriction base="integer">
      <minInclusive value="-100"/>
      <maxInclusive value="100"/>
   </restriction>
</simpleType>
```

15.2.2.3 Basic user preference tools semantics

Semantics of the `PreferenceConditionType`:

Name	*Definition*
`PreferenceConditionType`	Describes a combination of time and/or place associated with a set of user preferences. The combination of time and/or place forms the condition under which the particular set of preferences applies.
`Place`	Place associated with user preferences.
`Time`	Time interval associated with user preferences. The time interval may recur periodically, as indicated by the recurrence and `numOfRecurrences` attributes.
`recurrence`	Indicates whether the time interval recurs periodically, and the recurrence frequency. The values allowed are defined as follows. • *none* - Indicates that the associated temporal interval is non-recurring. • *daily* - Indicates that the associated temporal interval recurs on a daily basis. • *weekly* - Indicates that the associated temporal interval recurs on a weekly basis. • *monthly* - Indicates that the associated temporal interval recurs on a monthly basis. • *annually* - Indicates that the associated temporal interval recurs on an annual basis. Other values that are datatype-valid with respect to `mpeg7:termReferenceType` are reserved. By default, the time interval is non-recurring.

© ISO/IEC 2003 – All rights reserved
Copyright International Organization for Standardization
Provided by IHS under license with ISO
No reproduction or networking permitted without license from IHS
Not for Resale

Name	*Definition*
numOfRecurrences	Indicates how many times the time interval recurs (optional). For example, when recurrence="daily", the value of numOfRecurrences denotes the number of days that the PreferenceCondition shall be in effect. This attribute shall not be used when the time interval is not recurring (recurrence="none"). When a time interval recurs (as indicated by the recurrence attribute) and the numOfRecurrences attribute is not present, the time interval when the PreferenceCondition shall be in effect recurs indefinitely. When the time interval recurs and the numOfRecurrences attribute is present, the time interval indicated by the Time element is the first interval in the sequence of time intervals when the PreferenceCondition shall be in effect. In this case, the Time element must include a specific time instant (date and time) that specifies the start of the first interval.

Semantics of the userChoiceType:

Name	*Definition*
userChoiceType	Used to indicate the value of a condition set by a user, with respect to actions taken by a processor of descriptions. The values allowed are defined as follows. • *true* - Indicates that the condition is true. • *false* - Indicates that the condition is false. • *user* - Indicates that the user shall be asked whether the condition is true or false.

Semantics of the preferenceValueType:

Name	*Definition*
preferenceValueType	Used to indicate the importance, priority or weight assigned to a particular user preference component, relative to other components. The range of the preference values is from -100 to 100. Positive integer values indicate preference. Negative values indicate non-preference. The zero value indicates that the user is neutral in terms of preference versus non-preference. A default, positive, value of 10 corresponds to a nominal preference.

15.2.2.4 Basic user preference tools examples (informative)

The PreferenceCondition D is used to describe a time or place or a time and place combination that can be associated with a particular set of browsing, filtering and search preferences. For example, a user may have preferences for different broadcast sports programs during different seasons of the year. Similarly, a user may have preference for programs in English language when the user is traveling in Japan. The following example highlights the case where the user's stated genre preferences apply every day during primetime hours (8PM to 11PM).

```
<UserPreferences>
   <FilteringAndSearchPreferences>
      <ClassificationPreferences>
         <Genre href="urn:mpeg:mpeg7:cs:GenreCS:2001:2.1.2">
            <Name>Comedy</Name>
         </Genre>
      </ClassificationPreferences>
```


© ISO/IEC 2003 – All rights reserved
Copyright International Organization for Standardization
Provided by IHS under license with ISO
No reproduction or networking permitted without license from IHS
Not for Resale

```
        <PreferenceCondition>
            <Time recurrence="daily">
                <TimePoint>T20:00+01:00</TimePoint>
                <Duration>PT3H</Duration>
            </Time>
        </PreferenceCondition>
    </FilteringAndSearchPreferences>
</UserPreferences>
```

In the next example, the preferences of a user who is interested in a yearly recurring basketball tournament (lasting one week) can be given by the following `PreferenceCondition` instance.

```
<UserPreferences>
    <FilteringAndSearchPreferences>
        <ClassificationPreferences>
            <Genre href="urn:mpeg:mpeg7:cs:GenreCS:2001:1.6.9">
                <Name>Basketball</Name>
            </Genre>
        </ClassificationPreferences>
        <PreferenceCondition>
            <Time recurrence="annually" numOfRecurrences="5">
                <TimePoint>2001-03-28T08:00</TimePoint>
                <Duration>P7D</Duration>
            </Time>
        </PreferenceCondition>
    </FilteringAndSearchPreferences>
</UserPreferences>
```

See 15.2.7.4 and 15.2.10.4 for other examples of the use of `PreferenceConditionType`.

The `userChoice` datatype is used to give the user explicit control of the preference description. For example, a user may indicate that his/her preferences should not be communicated to a service provider. Or, a user may indicate that he/she wants to update the preferences manually, i.e., automatic updates to the user's preferences by a software agent are not allowed. It should be noted that mechanisms to identify authorized and unauthorized parties or software agents (e.g. by signatures) and to restrict access to user preference information (e.g. by encryption) are not specified here. See 15.2.3, 15.2.4, 15.2.5, 15.2.9, 15.3.2 and 15.3.3 for examples that use the `userChoice` datatype.

The `preferenceValue` datatype is used to indicate the relative importance of user preference components. For instance, a user may like "science-fiction movies" and "westerns", both of which are genres of multimedia content, but may prefer the latter over the former. In this case, two user preference genre elements can be instantiated, where the element for "western movie" has a higher preference value than the element for "science-fiction movie".

Note: a zero value indicates neither preference nor non-preference. Therefore, the nominal, default, preference value is defined to be positive 10. See 15.2.5, 15.2.6, 15.2.7 and 15.2.8 for examples that use the `preferenceValue` datatype.

15.2.3 UserPreferences DS

15.2.3.1 Introduction

The `UserPreferences` DS is used to describe the user's preferences pertaining to consumption of multimedia content, in particular, filtering, searching and browsing of multimedia content. The `UserPreferences` DS contains `FilteringAndSearchPreferences` and `BrowsingPreferences`, and contains an attribute indicating whether the user's preferences may be updated automatically.

© ISO/IEC 2003 – All rights reserved

Copyright International Organization for Standardization
Provided by IHS under license with ISO
No reproduction or networking permitted without license from IHS
Not for Resale

15.2.3.2 UserPreferences DS syntax

```
<!-- ########################################### -->
<!--  Definition of UserPreferences DS (15.2.3)  -->
<!-- ########################################### -->

<!-- Definition of UserPreferences DS -->
<complexType name="UserPreferencesType">
   <complexContent>
      <extension base="mpeg7:DSType">
         <sequence>
            <element name="UserIdentifier" type="mpeg7:UserIdentifierType"
               minOccurs="0"/>
            <element name="FilteringAndSearchPreferences"
               type="mpeg7:FilteringAndSearchPreferencesType"
               minOccurs="0" maxOccurs="unbounded"/>
            <element name="BrowsingPreferences"
               type="mpeg7:BrowsingPreferencesType"
               minOccurs="0" maxOccurs="unbounded"/>
         </sequence>
         <attribute name="allowAutomaticUpdate" type="mpeg7:userChoiceType"
            use="optional" default="false"/>
      </extension>
   </complexContent>
</complexType>
```

15.2.3.3 UserPreferences DS semantics

Semantics of the `UserPreferencesType`:

Name	*Definition*
`UserPreferencesType`	Specifies preferences pertaining to consumption of multimedia content of a particular user. Contains two types of user preferences: • `FilteringAndSearchPreferences` - see 15.2.5 - 15.2.8 • `BrowsingPreferences` - see 15.2.9 - 15.2.10.
`UserIdentifier`	Identifies a particular set of user preferences and distinguishes it from other sets of user preferences. See 15.2.4.
`FilteringAndSearchPreferences`	Describes user's preferences related to filtering and searching of multimedia content. See 15.2.5. Multiple `FilteringAndSearchPreferences` elements may be included.
`BrowsingPreferences`	Describes user's preferences related to navigation and browsing of multimedia content. See 15.2.9. Multiple `BrowsingPreferences` elements may be included.
`allowAutomaticUpdate`	Indicates whether the user permits automatic update of the usage preferences information, e.g., by a software agent. The values allowed are defined as follows. • *true* - Indicates that associated preferences may be automatically updated, e.g. by a trusted software agent.

--`,,```,,,,````-`-`,,`,,`,`,,`---

Copyright International Organization for Standardization
Provided by IHS under license with ISO
No reproduction or networking permitted without license from IHS
© ISO/IEC 2003 – All rights reserved
Not for Resale

Name	*Definition*
	• *false* - Indicates that associated preferences may not be automatically updated, i.e., only the user is allowed to update the preference information. • *user* - Indicates that the user should be asked for permission on a case by case basis. By default, the value of `allowAutomaticUpdate` is false.

15.2.3.4 UserPreferences DS examples (informative)

The `UserPreferences` DS is used to specify user's preferences pertaining to filtering, searching and browsing of multimedia content and can be used for personalized viewing and listening. Filtering and search preferences describe, for example, favorite titles, genres, actors and sources of content. This information can be used to find preferred multimedia content by matching it with information in multimedia content descriptions. Browsing preferences, for example, describe preferred views of favorite content, where preferences may be dependent on usage conditions such as available bandwidth or the time the user has to consume the information. This allows the user to navigate and access different views of the content in a personalized manner. An example UserPreferences description is as follows. Subelements of the `FilteringAndSearchPreferences` and `BrowsingPreferences` are introduced in later subclauses.

Note: XML comments are used in the description examples below to replace description details.

```
<UserPreferences allowAutomaticUpdate="true">
   <UserIdentifier>
      <!-- User preferences identification elements -->
   </UserIdentifier>
   <FilteringAndSearchPreferences>
      <!-- Filtering and search preference elements -->
   </FilteringAndSearchPreferences>
   <BrowsingPreferences>
      <!-- Browsing preference elements -->
   </BrowsingPreferences>
</UserPreferences>
```

15.2.4 UserIdentifier datatype

15.2.4.1 Introduction

The `UserIdentifier` datatype is used to identify a particular set of user preferences or usage history data and distinguish it from other sets of user preferences or usage history data. The `UserIdentifier` contains a name that may associate a particular set of user preferences or usage history data to an external entity, such as a person or group of people.

It should be noted that mechanisms to manage the namespace of user names, e.g. to guarantee uniqueness and correctness of user names, are not specified here.

15.2.4.2 UserIdentifier datatype syntax

```
<!-- ################################################ -->
<!--  Definition of UserIdentifier Datatype (15.2.4)  -->
<!-- ################################################ -->

<!-- Definition of UserIdentifier datatype -->
```

© ISO/IEC 2003 – All rights reserved

Copyright International Organization for Standardization
Provided by IHS under license with ISO
No reproduction or networking permitted without license from IHS
Not for Resale

```
<complexType name="UserIdentifierType">
   <sequence>
      <element name="Name" type="mpeg7:TextualType"/>
   </sequence>
   <attribute name="protected" type="mpeg7:userChoiceType"
      use="optional" default="true"/>
</complexType>
```

15.2.4.3 UserIdentifier DS semantics

Semantics of the `UserIdentiferType`:

Name	*Definition*
`UserIdentifierType`	Identifies a particular set of user preferences or usage history data.
`Name`	Name associated with the user, or name given to a particular set of user preferences or usage history data.
`protected`	Indicates whether the user desires to keep the identifier information private. The values allowed are defined as follows. • *true* - Indicates that the identifier information shall only be accessed by the user and shall not be communicated to external parties. • *false* - Indicates that the identifier information does not have to be kept private and may be communicated to external parties, such as service providers and trusted software agents. • *user* - Indicates that the user shall be asked for approval on a case by case basis. By default, the value of `protected` is true.

15.2.4.4 UserIdentifier datatype examples (informative)

The `UserIdentifier` datatype may be used to identify a particular user preference description and distinguish it from other user preference descriptions. The `Name` element may contain the user's actual name, a nickname, a user's account name or email address, or any other name. The same user may have multiple user preference descriptions, each identified by a different value of `Name`, for use under different usage conditions. Also, a group of persons can use a single set of user preferences, using a single identifier for the group. The following example illustrates a description owned by user "Jane", who desires to keep the identifier part of this description private.

```
<UserPreferences>
   <UserIdentifier protected="true">
      <Name xml:lang="en">Jane</Name>
   </UserIdentifier>
   <FilteringAndSearchPreferences protected="true">
      <!-- Filtering and search preference elements -->
   </FilteringAndSearchPreferences>
   <BrowsingPreferences protected="true">
      <!-- Browsing preference elements -->
   </BrowsingPreferences>
</UserPreferences>
```


Copyright International Organization for Standardization
Provided by IHS under license with ISO
No reproduction or networking permitted without license from IHS
Not for Resale
© ISO/IEC 2003 – All rights reserved

15.2.5 FilteringAndSearchPreferences DS

15.2.5.1 Introduction

The FilteringAndSearchPreferences DS is used to describe users' filtering or searching preferences for multimedia content in terms of attributes related to the creation, the classification and the source of the content. These preferences may be conditioned on particular times and locations. The FilteringAndSearchPreferences DS can be used for automatic content selection, filtering or searching according to user preferences. A FilteringAndSearchPreferences description may contain other FilteringAndSearchPreferences elements, to specify hierarchical relations between preferences. The hierarchical tree structure represents specialization of filtering and search preferences along the hierarchy from most general (at the root node) to most specific (at leaf nodes).

15.2.5.2 FilteringAndSearchPreferences DS syntax

```
<!-- ############################################################ -->
<!--  Definition of FilteringAndSearchPreferences DS (15.2.5)  -->
<!-- ############################################################ -->

<!-- Definition of FilteringAndSearchPreferences DS -->
<complexType name="FilteringAndSearchPreferencesType">
   <complexContent>
      <extension base="mpeg7:DSType">
         <sequence>
            <element name="CreationPreferences"
               type="mpeg7:CreationPreferencesType"
               minOccurs="0" maxOccurs="unbounded"/>
            <element name="ClassificationPreferences"
               type="mpeg7:ClassificationPreferencesType"
               minOccurs="0" maxOccurs="unbounded"/>
            <element name="SourcePreferences"
               type="mpeg7:SourcePreferencesType"
               minOccurs="0" maxOccurs="unbounded"/>
            <element name="PreferenceCondition"
               type="mpeg7:PreferenceConditionType"
               minOccurs="0" maxOccurs="unbounded"/>
            <element name="FilteringAndSearchPreferences"
               type="mpeg7:FilteringAndSearchPreferencesType"
               minOccurs="0" maxOccurs="unbounded"/>
         </sequence>
         <attribute name="protected" type="mpeg7:userChoiceType"
            use="optional" default="true"/>
         <attribute name="preferenceValue" type="mpeg7:preferenceValueType"
            use="optional" default="10"/>
      </extension>
   </complexContent>
</complexType>
```

15.2.5.3 FilteringAndSearchPreferences DS semantics

Semantics of the FilteringAndSearchPreferencesType:

Name	*Definition*
FilteringAndSearchPreferencesType	Describes preferred multimedia content, in terms of attributes related to the creation, classification and source of the content. Preferred content may be determined by matching individual components or combinations of components of a FilteringAndSearchPreferences description against

© ISO/IEC 2003 – All rights reserved

Copyright International Organization for Standardization
Provided by IHS under license with ISO
No reproduction or networking permitted without license from IHS
Not for Resale

Name	*Definition*
	descriptions of multimedia content. First level preference components are `CreationPreferences`, `ClassificationPreferences` and `SourcePreferences`. Each of these elements in turn contains second level preference components. A `FilteringAndSearchPreferences` element may optionally contain other `FilteringAndSearchPreferences` elements as its children, to specify hierarchically structured preferences. In this case, the filtering and search preferences of the children nodes apply on the condition that the preferences contained in their ancestor nodes are satisfied by matching multimedia content.
`CreationPreferences`	Describes user's preferences related to creation attributes of the multimedia content. See 15.2.6. Multiple `CreationPreferences` elements may be included.
`ClassificationPreferences`	Describes user's preferences related to classification attributes of the multimedia content. See 15.2.7. Multiple `ClassificationPreferences` elements may be included.
`SourcePreferences`	Describes user's preferences related to the source of multimedia content. See 15.2.8. Multiple `SourcePreferences` elements may be included.
`PreferenceCondition`	Describes the usage condition(s) for a particular filtering and search preference description in terms of time and place. A `PreferenceCondition` describes the time interval(s) and location in which the set of filtering and search preferences apply. If multiple `PreferenceCondition` elements are present, the preferences apply under all conditions indicated. See 15.2.2.
`FilteringAndSearchPreferences`	Describes child preferences in a hierarchy of filtering and search preferences. The preferences specified by children nodes are conditioned on the preference items and preferences values described by the current node. In other words, when one or more children `FilteringAndSearchPreferences` nodes are present, each child node describes preferences that would apply under the condition that the preferences contained in its parent node are satisfied.
`protected`	Indicates whether the user desires to keep the filtering and search preferences information private. The values allowed are defined as follows. • *true* - Indicates that the filtering and search preferences information may only be accessed by the user and shall not be communicated to external parties. • *false* - Indicates that the filtering and search preferences information does not have to be kept private and may be communicated to external parties, such as service providers and trusted software agents. • *user* - Indicates that the user shall be asked for approval on a case by case basis. By default, the value of `protected` is true.

Copyright International Organization for Standardization
Provided by IHS under license with ISO
No reproduction or networking permitted without license from IHS
© ISO/IEC 2003 – All rights reserved
Not for Resale

Name	*Definition*
preferenceValue	Describes the relative priority or weight assigned to a particular FilteringAndSearchPreferences description, in case multiple FilteringAndSearchPreferences descriptions are present. The preferenceValue attribute of FilteringAndSearchPreferences indicates the relative priority or weight of the combination of preferences described by CreationPreferences, ClassificationPreferences, SourcePreferences and/or child FilteringAndSearchPreferences elements. See 15.2.2. By default, the value of preferenceValue is 10.

15.2.5.4 FilteringAndSearchPreferences DS examples (informative)

In general, the FilteringAndSearchPreferences DS may be used to search or filter multimedia content by matching the values of components of the filtering and search preferences to the values of parts of descriptions of multimedia content. For instance, the values of CreationPreferences may be matched to instances of the Creation DS as defined in subclause 9.2.2. The values of ClassificationPreferences may be matched to instances of the Classification DS as defined in subclause 9.2.3. The values of SourcePreferences may be matched to instances of the MediaInformation DS, CreationInformation DS or UsageInformation DS as defined in clauses 8, 9 and 10.

Each individual component of the FilteringAndSearchPreferences DS corresponds to a test or matching operation by a content filtering or search application against components of descriptions of multimedia content. The FilteringAndSearchPreferences DS by itself does not imply any specific normative behavior of such an application regarding the combination of individual preference components. The most basic behavior of an application would be consistent with viewing the structure of the FilteringAndSearchPreferences DS as a simple aggregation of individual preference components. However, the structure of the DS strongly suggests restrictions on the behavior expected from such an application by the user, with regard to combinations of preference components. A few examples are discussed in the following.

For example, when multiple sibling elements of the same type are present in a user preference description, such as the multiple Genre elements in the following description, an application may tend to favor multimedia content matching the first Genre ("Daily news") or the second Genre ("Sports").

Note: the exact behavior may also be made to depend on whether the particular element in the user preference description can be present only once in the content description or not.

```
<FilteringAndSearchPreferences>
   <ClassificationPreferences>
      <Genre href="urn:mpeg:mpeg7:cs:GenreCS:2001:1.3.1">
         <Name>Daily news</Name>
      </Genre>
      <Genre href="urn:mpeg:mpeg7:cs:GenreCS:2001:1.6">
         <Name>Sports</Name>
      </Genre>
   </ClassificationPreferences>
</FilteringAndSearchPreferences>
```

As another example, in the presence of a negative preferenceValue, such as for one Genre element among multiple sibling Genre preference elements, an application may tend to suppress multimedia content matching the first Genre ("Daily news") and favor multimedia content that matches the Genre with a positive preferenceValue ("Sports").

© ISO/IEC 2003 – All rights reserved

Copyright International Organization for Standardization
Provided by IHS under license with ISO
No reproduction or networking permitted without license from IHS
Not for Resale

```
<FilteringAndSearchPreferences>
   <ClassificationPreferences>
      <Genre preferenceValue="-10" href="urn:mpeg:mpeg7:cs:GenreCS:2001:1.3.1">
         <Name>Daily news</Name>
      </Genre>
      <Genre preferenceValue="10" href="urn:mpeg:mpeg7:cs:GenreCS:2001:1.6">
         <Name>Sports</Name>
      </Genre>
   </ClassificationPreferences>
</FilteringAndSearchPreferences>
```

Furthermore, when multiple sibling elements of different types are present in a description, such as the `Genre` and `Language` elements in the following description, an application may tend to favor multimedia content matching the `Genre` ("Daily news") and with the correct `Language` ("en") over content that satisfies only one (or none) of the tests.

```
<FilteringAndSearchPreferences>
   <ClassificationPreferences>
      <Language>en</Language>
      <Genre href="urn:mpeg:mpeg7:cs:GenreCS:2001:1.3.1">
         <Name>Daily news </Name>
      </Genre>
   </ClassificationPreferences>
</FilteringAndSearchPreferences>
```

The following is an example using the hierarchical structure of the `FilteringAndSearchPreferences` DS and using multiple `preferenceValue` attributes. The `preferenceValue` attributes express the weight of a user preference component (and its content) relative to other components. This example contains three sibling `FilteringAndSearchPreferences` elements, each of which contains preferences on the genre of multimedia content, indicating that the user prefers content of genre "news" over content of genre "documentary" or "sports". However, within the "news" genre, the user has a preference for a particular presenter over another presenter, as indicated by the child `FilteringAndSearchPreferences` element and the `preferenceValue` attributes of sibling `Creator` elements. And within the "sports" genre, the user has a higher preference for "soccer" than for "baseball", as indicated by the child `FilteringAndSearchPreferences` element and the `preferenceValue` attributes of sibling `Genre` elements.

An application may attempt to match this example description against a description of multimedia content by using a bottom-up procedure. That is, the application may attempt to match the leaf `Creator` and leaf `Genre` elements first, resulting in individual matching scores. Then, matching scores among sibling children components may be weighed by the preference values, combined, and propagated to their parent component (in this case, `CreationPreferences` or `ClassificationPreferences` components). This procedure can be repeated across the hierarchy, finally resulting in a composite matching score for a content description.

```
<FilteringAndSearchPreferences preferenceValue="90">
   <SourcePreferences>
      <DisseminationSource>KBS1</DisseminationSource>
   </SourcePreferences>
   <FilteringAndSearchPreferences preferenceValue="80">
      <ClassificationPreferences>
         <Genre href="urn:mpeg:mpeg7:cs:GenreCS:2001:1.3.1">
            <Name>Daily news</Name>
         </Genre>
      </ClassificationPreferences>
      <FilteringAndSearchPreferences>
         <CreationPreferences>
            <Creator preferenceValue="70">
               <Role href="urn:mpeg:mpeg7:cs:RoleCS:2001:ANCHOR"/>
               <Agent xsi:type="PersonType">
```


--`,,```,,,,````-`-`,,`,,`,`,,`---
Copyright International Organization for Standardization
Provided by IHS under license with ISO
No reproduction or networking permitted without license from IHS
© ISO/IEC 2003 – All rights reserved
Not for Resale

```
                    <Name><GivenName>Tom Brokite</GivenName></Name>
                </Agent>
            </Creator>
            <Creator preferenceValue="90">
                <Role href="urn:mpeg:mpeg7:cs:RoleCS:2001:ANCHOR"/>
                <Agent xsi:type="PersonType">
                    <Name><GivenName>Jerry Pack</GivenName></Name>
                </Agent>
            </Creator>
        </CreationPreferences>
    </FilteringAndSearchPreferences>
</FilteringAndSearchPreferences>
<FilteringAndSearchPreferences preferenceValue="70">
    <ClassificationPreferences>
        <Genre href="urn:mpeg:mpeg7:cs:GenreCS:2001:1.13">
            <Name>Documentary</Name>
        </Genre>
    </ClassificationPreferences>
</FilteringAndSearchPreferences>
<FilteringAndSearchPreferences preferenceValue="60">
    <ClassificationPreferences>
        <Genre href="urn:mpeg:mpeg7:cs:GenreCS:2001:1.6">
            <Name>Sports</Name>
        </Genre>
    </ClassificationPreferences>
    <FilteringAndSearchPreferences>
        <ClassificationPreferences>
            <Genre preferenceValue="60"
                href="urn:mpeg:mpeg7:cs:GenreCS:2001:1.6.65">
                <Name>Soccer</Name>
            </Genre>
            <Genre preferenceValue="50"
                href="urn:mpeg:mpeg7:cs:GenreCS:2001:1.6.8">
                <Name>Baseball</Name>
            </Genre>
        </ClassificationPreferences>
    </FilteringAndSearchPreferences>
</FilteringAndSearchPreferences>
</FilteringAndSearchPreferences>
```

It should be noted that the specific method for testing individual components is not normative and may involve (sub)string matching, numerical comparisons, counting and other operations. Here, it is the syntax and semantics of the individual components that strongly suggest restrictions on the set of useful test operators to be used by a search or filtering application. For example, if the `Genre` name is represented in textual form, an application may use some form of case-insensitive string matching of the user preference element against the value of the appropriate element of a program description. Matching date values, on the other hand, may require numerical comparison operations.

Note further that a filtering or search application may test a single component of the `UserPreferences` DS against one or more components of the content description. For example, a `Title` element of the `CreationPreferences` DS may naturally be tested against the `Title` value of the content description. On the other hand, a key phrase specified with the `Keyword` element in the same DS may be matched with multiple textual components of content descriptions, such as the title, abstract or others. The specific matching methodology is non-normative and depends on the user's search or filtering application; however, not all choices make sense.

© ISO/IEC 2003 – All rights reserved

Copyright International Organization for Standardization
Provided by IHS under license with ISO
No reproduction or networking permitted without license from IHS
Not for Resale

15.2.6 CreationPreferences DS

15.2.6.1 Introduction

The `CreationPreferences` DS is used to describe user preferences related to the creation of the multimedia content, such as preference on a particular title, or a preferred actor, or preferred period of time within which the content was created or preferred place where the content was created, or preferred tools used in the creation. The user may also include keywords to describe preferred multimedia content.

15.2.6.2 CreationPreferences DS syntax

```
<!-- ################################################ -->
<!--  Definition of CreationPreferences DS (15.2.6)  -->
<!-- ################################################ -->

<!-- Definition of CreationPreferences DS -->
<complexType name="CreationPreferencesType">
   <complexContent>
      <extension base="mpeg7:DSType">
         <sequence>
            <element name="Title" minOccurs="0" maxOccurs="unbounded">
               <complexType>
                  <simpleContent>
                     <extension base="mpeg7:TitleType">
                        <attribute name="preferenceValue"
                           type="mpeg7:preferenceValueType"
                           use="optional" default="10"/>
                     </extension>
                  </simpleContent>
               </complexType>
            </element>
            <element name="Creator" minOccurs="0" maxOccurs="unbounded">
               <complexType>
                  <complexContent>
                     <extension base="mpeg7:CreatorType">
                        <attribute name="preferenceValue"
                           type="mpeg7:preferenceValueType"
                           use="optional" default="10"/>
                     </extension>
                  </complexContent>
               </complexType>
            </element>
            <element name="Keyword" minOccurs="0" maxOccurs="unbounded">
               <complexType>
                  <simpleContent>
                     <extension base="mpeg7:TextualType">
                        <attribute name="preferenceValue"
                           type="mpeg7:preferenceValueType"
                           use="optional" default="10"/>
                     </extension>
                  </simpleContent>
               </complexType>
            </element>
            <element name="Location" minOccurs="0" maxOccurs="unbounded">
               <complexType>
                  <complexContent>
                     <extension base="mpeg7:PlaceType">
                        <attribute name="preferenceValue"
                           type="mpeg7:preferenceValueType"
```


Copyright International Organization for Standardization
Provided by IHS under license with ISO
No reproduction or networking permitted without license from IHS
Not for Resale
© ISO/IEC 2003 – All rights reserved

```
                        use="optional" default="10"/>
                    </extension>
                </complexContent>
            </complexType>
        </element>
        <element name="DatePeriod" minOccurs="0" maxOccurs="unbounded">
            <complexType>
                <complexContent>
                    <extension base="mpeg7:TimeType">
                        <attribute name="preferenceValue"
                            type="mpeg7:preferenceValueType"
                            use="optional" default="10"/>
                    </extension>
                </complexContent>
            </complexType>
        </element>
        <element name="Tool" minOccurs="0" maxOccurs="unbounded">
            <complexType>
                <complexContent>
                    <extension base="mpeg7:TermUseType">
                        <attribute name="preferenceValue"
                            type="mpeg7:preferenceValueType"
                            use="optional" default="10"/>
                    </extension>
                </complexContent>
            </complexType>
        </element>
    </sequence>
    <attribute name="preferenceValue" type="mpeg7:preferenceValueType"
        use="optional" default="10"/>
  </extension>
 </complexContent>
</complexType>
```

15.2.6.3 CreationPreferences DS semantics

Semantics of the `CreationPreferencesType`:

Name	*Definition*
`CreationPreferencesType`	Specifies user preferences related to the creation of the content.
`Title`	Describes user's preference for the title of the content. A `preferenceValue` attribute may be attached to each `Title` element to indicate its relative priority.
`Creator`	Describes user's preference for a creator of the content. A creator may be a person, person group or organization, and has a specific role (e.g., director or actor). A `preferenceValue` attribute may be attached to each `Creator` element to indicate its relative priority.
`Keyword`	Describes a textual keyword that indicates user's preferred content. A keyword may be a single word or a phrase consisting of multiple words. A `preferenceValue` attribute may be attached to each `Keyword` element to indicate its relative priority.
`Location`	Describes user's preference for the location where the content is created. A `preferenceValue` attribute may be attached to each `Location` element to indicate its relative priority.

© ISO/IEC 2003 – All rights reserved

Copyright International Organization for Standardization
Provided by IHS under license with ISO
No reproduction or networking permitted without license from IHS
Not for Resale

Name	*Definition*
DatePeriod	Describes user's preference for a period of time when the content was created. DatePeriod shall include both the start and the duration of the period. A preferenceValue attribute may be attached to each DatePeriod element to indicate its relative priority.
Tool	Describes user's preference for a tool or instrument used in the creation of the content. Values of this element may be specified using a classification scheme, see clause 7. A preferenceValue attribute may be attached to each Tool element.
preferenceValue	Describes the relative priority or weight assigned to a CreationPreferences description. See 15.2.2. By default, the value of preferenceValue is 10.

15.2.6.4 CreationPreferences DS examples (informative)

In the following example, the user is expressing preference for content that is created between the years 1995 and 2000 (1825 days) and describes preferred actors or actresses, each with a relative preferenceValue attribute.

```
<UserPreferences>
   <FilteringAndSearchPreferences>
      <CreationPreferences>
         <Creator preferenceValue="18">
            <Role href="urn:mpeg:mpeg7:cs:RoleCS:2001:ACTOR"/>
            <Agent xsi:type="PersonType">
               <Name>
                  <GivenName>Meg</GivenName>
                  <FamilyName>Ryan</FamilyName>
               </Name>
            </Agent>
         </Creator>
         <Creator preferenceValue="19">
            <Role href="urn:mpeg:mpeg7:cs:RoleCS:2001:ACTOR"/>
            <Agent xsi:type="PersonType">
               <Name>
                  <GivenName>Cameron</GivenName>
                  <FamilyName>Diaz</FamilyName>
               </Name>
            </Agent>
         </Creator>
         <Creator preferenceValue="20">
            <Role href="urn:mpeg:mpeg7:cs:RoleCS:2001:ACTOR"/>
            <Agent xsi:type="PersonType">
               <Name>
                  <GivenName>Harrison</GivenName>
                  <FamilyName>Ford</FamilyName>
               </Name>
            </Agent>
         </Creator>
         <DatePeriod>
            <TimePoint>1995-01-01</TimePoint>
            <Duration>P1825D</Duration>
         </DatePeriod>
      </CreationPreferences>
   </FilteringAndSearchPreferences>
</UserPreferences>
```

--`,,```,,,,````-`-`,,`,,`,`,,`---

© ISO/IEC 2003 – All rights reserved
Copyright International Organization for Standardization
Provided by IHS under license with ISO
No reproduction or networking permitted without license from IHS
Not for Resale

15.2.7 ClassificationPreferences DS

15.2.7.1 Introduction

The `ClassificationPreferences` DS is used to describe user preferences related to classification of the multimedia content, e.g., preferred genre and form of the content, preferred country and time the content was released, or preferred language of the spoken content or captions.

15.2.7.2 ClassificationPreferences DS syntax

```
<!-- ################################################### -->
<!--  Definition of ClassificationPreferences DS (15.2.7)  -->
<!-- ################################################### -->

<!-- Definition of ClassificationPreferences DS -->
<complexType name="ClassificationPreferencesType">
   <complexContent>
      <extension base="mpeg7:DSType">
         <sequence>
            <element name="Country" minOccurs="0" maxOccurs="unbounded">
               <complexType>
                  <simpleContent>
                     <extension base="mpeg7:countryCode">
                        <attribute name="preferenceValue"
                           type="mpeg7:preferenceValueType"
                           use="optional" default="10"/>
                     </extension>
                  </simpleContent>
               </complexType>
            </element>
            <element name="DatePeriod" minOccurs="0" maxOccurs="unbounded">
               <complexType>
                  <complexContent>
                     <extension base="mpeg7:TimeType">
                        <attribute name="preferenceValue"
                           type="mpeg7:preferenceValueType"
                           use="optional" default="10"/>
                     </extension>
                  </complexContent>
               </complexType>
            </element>
            <element name="LanguageFormat" minOccurs="0" maxOccurs="unbounded">
               <complexType>
                  <simpleContent>
                     <extension base="mpeg7:auxiliaryLanguageType">
                        <attribute name="preferenceValue"
                           type="mpeg7:preferenceValueType"
                           use="optional" default="10"/>
                     </extension>
                  </simpleContent>
               </complexType>
            </element>
            <element name="Language" minOccurs="0" maxOccurs="unbounded">
               <complexType>
                  <simpleContent>
                     <extension base="mpeg7:ExtendedLanguageType">
                        <attribute name="preferenceValue"
                           type="mpeg7:preferenceValueType"
                           use="optional" default="10"/>
```

© ISO/IEC 2003 – All rights reserved

Copyright International Organization for Standardization
Provided by IHS under license with ISO
No reproduction or networking permitted without license from IHS
Not for Resale

```
            </extension>
        </simpleContent>
    </complexType>
</element>
<element name="CaptionLanguage" minOccurs="0" maxOccurs="unbounded">
    <complexType>
        <simpleContent>
            <extension base="language">
                <attribute name="preferenceValue"
                    type="mpeg7:preferenceValueType"
                    use="optional" default="10"/>
            </extension>
        </simpleContent>
    </complexType>
</element>
<element name="Form" minOccurs="0" maxOccurs="unbounded">
    <complexType>
        <complexContent>
            <extension base="mpeg7:TermUseType">
                <attribute name="preferenceValue"
                    type="mpeg7:preferenceValueType"
                    use="optional" default="10"/>
            </extension>
        </complexContent>
    </complexType>
</element>
<element name="Genre" minOccurs="0" maxOccurs="unbounded">
    <complexType>
        <complexContent>
            <extension base="mpeg7:TermUseType">
                <attribute name="preferenceValue"
                    type="mpeg7:preferenceValueType"
                    use="optional" default="10"/>
            </extension>
        </complexContent>
    </complexType>
</element>
<element name="Subject" minOccurs="0" maxOccurs="unbounded">
    <complexType>
        <simpleContent>
            <extension base="mpeg7:TextualType">
                <attribute name="preferenceValue"
                    type="mpeg7:preferenceValueType"
                    use="optional" default="10"/>
            </extension>
        </simpleContent>
    </complexType>
</element>
<element name="Review" minOccurs="0" maxOccurs="unbounded">
    <complexType>
        <sequence>
            <element name="Rating" type="mpeg7:RatingType"
                minOccurs="0"/>
            <element name="Reviewer" type="mpeg7:AgentType"
                minOccurs="0"/>
        </sequence>
        <attribute name="preferenceValue"
            type="mpeg7:preferenceValueType"
            use="optional" default="10"/>
    </complexType>
```


--`,,```,,,,````-`-`,,`,,`,`,,`---
Copyright International Organization for Standardization
Provided by IHS under license with ISO
No reproduction or networking permitted without license from IHS
Not for Resale
© ISO/IEC 2003 – All rights reserved

```
            </element>
            <element name="ParentalGuidance" minOccurs="0" maxOccurs="unbounded">
               <complexType>
                  <complexContent>
                     <extension base="mpeg7:ParentalGuidanceType">
                        <attribute name="preferenceValue"
                        type="mpeg7:preferenceValueType"
                           use="optional" default="10"/>
                     </extension>
                  </complexContent>
               </complexType>
            </element>
         </sequence>
         <attribute name="preferenceValue" type="mpeg7:preferenceValueType"
            use="optional" default="10"/>
      </extension>
   </complexContent>
</complexType>

<!-- Definition of auxiliaryLanguage datatype -->
<simpleType name="auxiliaryLanguageType">
   <union>
      <simpleType>
         <restriction base="NMTOKEN">
            <enumeration value="dubbed"/>
            <enumeration value="closedCaptions"/>
            <enumeration value="subTitles"/>
            <enumeration value="signLanguage"/>
            <enumeration value="audioDescription"/>
         </restriction>
      </simpleType>
      <simpleType>
         <restriction base="mpeg7:termReferenceType"/>
      </simpleType>
   </union>
</simpleType>
```

15.2.7.3 ClassificationPreferences DS semantics

Semantics of the `ClassificationPreferencesType`:

Name	*Definition*
`ClassificationPreferencesType`	Specifies user preferences related to the classification of the content.
`Country`	Describes user's preference for the country of origin of the content, i.e., the country of the initial release. A `preferenceValue` attribute may be attached to each `Country` element to indicate its relative priority.
`DatePeriod`	Describes user's preference for a period of time when the content was first released. `DatePeriod` shall include both the start and the duration of the period. A `preferenceValue` attribute may be attached to each `DatePeriod` element to indicate its relative priority.
`LanguageFormat`	Describes user's preferences with respect to various auxiliary language formats. Indicates whether a user prefers content with dubbing (indicated by the value `dubbed`), with closed captions (indicated by the value `closedCaptions`), with subtitles (indicated with the value `subTitles`),

© ISO/IEC 2003 – All rights reserved

Copyright International Organization for Standardization
Provided by IHS under license with ISO
No reproduction or networking permitted without license from IHS
Not for Resale

Name	*Definition*
	with sign language (indicated with the value `signLanguage`), or with audio descriptions (indicated with the value `audioDescription`). A `preferenceValue` attribute may be attached to each `LanguageFormat` element to indicate its relative priority.
`Language`	Describes user's preference for the spoken language of the content. A `preferenceValue` attribute may be attached to each `Language` element to indicate its relative priority.
`CaptionLanguage`	Describes user's preference for the language used in captions included with the content (both closed captions as well as open captions, or subtitles). A `preferenceValue` attribute may be attached to each `CaptionLanguage` element to indicate its relative priority.
`Form`	Describes user's preference for the format or production type of the content. `TermUseType` is defined in clause 7. `Form` may contain a free term or a term from a classification scheme. A classification scheme that may be used (the `FormatCS`) is defined in Annex B. A `preferenceValue` attribute may be attached to each `Form` element to indicate its relative priority.
`Genre`	Describes user's preference for the genre of the content. `TermUseType` is defined in clause 7. `Genre` may contain a free term or a term from a classification scheme. A classification scheme that may be used (the `GenreCS`) is defined in Annex B. A `preferenceValue` attribute may be attached to each `Genre` element to indicate its relative priority.
`Subject`	Describes user's preference for the subject of the multimedia content. The subject classifies multimedia content from a point of view of types of content, without considering genre classification. A `preferenceValue` attribute may be attached to each `Subject` element to indicate its relative priority.
`Review`	Describes user's preference with respect to a critical review of the multimedia content. May be used to indicate a minimum rating assigned to content; a preferred reviewer of content; or a combination of rating and reviewer. A `preferenceValue` attribute may be attached to each `Review` element to indicate its relative priority.
`Rating`	Describes the minimum preferred rating value assigned to multimedia content by a reviewer. The reviewer's rating value is specified according to a rating scheme, which may vary from one publication to another. The rating scheme may be specified using a classification scheme, see clause 7.
`Reviewer`	Describes user's preference for a reviewer of multimedia content. A reviewer can be a person, a person group, or an organization.
`ParentalGuidance`	Describes user's preference for the parental guidance classification of the multimedia content. `ParentalGuidance` shall contain a parental rating value or recommended minimum age. The parental rating value depends on a rating scheme, which may vary from one organization to another, or from one region or country to another. `ParentalGuidance` may include (an) indication(s) of the region(s) where it applies. If used, `ParentalRating` shall contain a term from a classification scheme. Several classification schemes that may be used for `ParentalRating` are defined in Annex B. A `preferenceValue` attribute may be attached

© ISO/IEC 2003 – All rights reserved
Copyright International Organization for Standardization
Provided by IHS under license with ISO
No reproduction or networking permitted without license from IHS
Not for Resale

Name	*Definition*
	to each `ParentalGuidance` element to indicate its relative priority.
`preferenceValue`	Describes the relative priority or weight assigned to a particular `ClassificationPreferences` description. See 15.2.2. By default, the value of `preferenceValue` is 10.

Semantics of the `auxiliaryLanguageType`:

Name	*Definition*
`auxiliaryLanguageType`	A datatype that enumerates types of auxiliary language information used in multimedia content. The types allowed are defined as follows. • *dubbed* - Indicates content that includes dubbed spoken language. • *closedCaptions* - Indicates content that includes closed captions. • *subTitles* - Indicates content that includes subtitles. • *signLanguage* - Indicates content that includes sign language. • *audioDescription* - Indicates content that includes audio description. Other values that are datatype-valid with respect to `mpeg7:termReferenceType` are reserved.

15.2.7.4 ClassificationPreferences DS examples (informative)

The `ClassificationPreferences` DS can be used to specify the user's preferred language or a favorite genre (e.g., "science-fiction movies", "business news" or "pop-music") or preferred country of origin (e.g. music from France). In the following example, the user prefers news programs with closed captions in English, when he/she is in Japan. In this example, the user also prefers movies that are spoken in English and have been reviewed by Roger Ebert and rated at 10 (where 10 is the best rating) and have a PG-13 parental rating label according to the MPAA (Motion Picture Association of America) rating scheme. Multiple instantiations of `ClassificationPreferences` can be ranked by the application according to the values of their individual `preferenceValue` attributes.

```
<UserPreferences allowAutomaticUpdate="false">
   <FilteringAndSearchPreferences>
      <ClassificationPreferences preferenceValue="10">
         <LanguageFormat>closedCaptions</LanguageFormat>
         <CaptionLanguage>en</CaptionLanguage>
         <Genre href="urn:mpeg:mpeg7:cs:GenreCS:2001:1.3.1">
            <Name>Daily news</Name>
         </Genre>
      </ClassificationPreferences>
      <ClassificationPreferences preferenceValue="12">
         <Language>en</Language>
         <Genre href="urn:mpeg:mpeg7:cs:GenreCS:2001:8">
            <Name>Movies</Name>
         </Genre>
         <Review>
            <Rating>
```

© ISO/IEC 2003 – All rights reserved

Copyright International Organization for Standardization
Provided by IHS under license with ISO
No reproduction or networking permitted without license from IHS
Not for Resale

```
                <RatingValue>10</RatingValue>
                <RatingScheme best="10" worst="1" style="higherBetter"/>
            </Rating>
            <Reviewer xsi:type="PersonType">
                <Name>
                    <FamilyName>Ebert</FamilyName>
                    <GivenName>Roger</GivenName>
                </Name>
            </Reviewer>
        </Review>
        <ParentalGuidance>
            <ParentalRating
                href="urn:mpeg:mpeg7:cs:MPAAParentalRatingCS:2001:PG-13">
                <Name>PG-13</Name>
            </ParentalRating>
            <Region>us</Region>
        </ParentalGuidance>
    </ClassificationPreferences>
    <PreferenceCondition>
        <Place>
            <Name xml:lang="en">Japan</Name>
            <Region>jp</Region>
        </Place>
    </PreferenceCondition>
  </FilteringAndSearchPreferences>
</UserPreferences>
```

15.2.8 SourcePreferences DS

15.2.8.1 Introduction

The SourcePreferences DS is used to describe user preferences related to the source of the multimedia content, such as a preferred dissemination medium, or a preferred distributor or publisher, or preferred place and date where and when it is made available for consumption, or a preferred format for the media.

15.2.8.2 SourcePreferences DS syntax

```
<!-- ################################################ -->
<!--  Definition of SourcePreferences DS (15.2.8)  -->
<!-- ################################################ -->

<!-- Definition of SourcePreferences DS -->
<complexType name="SourcePreferencesType">
   <complexContent>
      <extension base="mpeg7:DSType">
         <sequence>
            <element name="DisseminationFormat"
               minOccurs="0" maxOccurs="unbounded">
               <complexType>
                  <complexContent>
                     <extension base="mpeg7:TermUseType">
                        <attribute name="preferenceValue"
                        type="mpeg7:preferenceValueType"
                           use="optional" default="10"/>
                     </extension>
                  </complexContent>
               </complexType>
            </element>
```


--`,,```,,,,````-`-,,`,,`,`,,`---
© ISO/IEC 2003 – All rights reserved
Copyright International Organization for Standardization
Provided by IHS under license with ISO
No reproduction or networking permitted without license from IHS
Not for Resale

```
            <element name="DisseminationSource"
               minOccurs="0" maxOccurs="unbounded">
               <complexType>
                  <simpleContent>
                     <extension base="mpeg7:TextualType">
                        <attribute name="preferenceValue"
                           type="mpeg7:preferenceValueType"
                           use="optional" default="10"/>
                     </extension>
                  </simpleContent>
               </complexType>
            </element>
            <element name="DisseminationLocation"
               minOccurs="0" maxOccurs="unbounded">
               <complexType>
                  <complexContent>
                     <extension base="mpeg7:PlaceType">
                        <attribute name="preferenceValue"
                           type="mpeg7:preferenceValueType"
                           use="optional" default="10"/>
                     </extension>
                  </complexContent>
               </complexType>
            </element>
            <element name="DisseminationDate"
               minOccurs="0" maxOccurs="unbounded">
               <complexType>
                  <complexContent>
                     <extension base="mpeg7:TimeType">
                        <attribute name="preferenceValue"
                           type="mpeg7:preferenceValueType"
                           use="optional" default="10"/>
                     </extension>
                  </complexContent>
               </complexType>
            </element>
            <element name="Disseminator"
               minOccurs="0" maxOccurs="unbounded">
               <complexType>
                  <complexContent>
                     <extension base="mpeg7:MediaAgentType">
                        <attribute name="preferenceValue"
                        type="mpeg7:preferenceValueType"
                           use="optional" default="10"/>
                     </extension>
                  </complexContent>
               </complexType>
            </element>
            <element name="MediaFormat"
               minOccurs="0" maxOccurs="unbounded">
               <complexType>
                  <complexContent>
                     <extension base="mpeg7:MediaFormatType">
                        <attribute name="preferenceValue"
                           type="mpeg7:preferenceValueType"
                           use="optional" default="10"/>
                     </extension>
                  </complexContent>
               </complexType>
            </element>
```

--`,,```,,,,````-`-`,,`,,`,`,,`---

© ISO/IEC 2003 – All rights reserved

Copyright International Organization for Standardization
Provided by IHS under license with ISO
No reproduction or networking permitted without license from IHS
Not for Resale

```
            </sequence>
            <attribute name="noRepeat" type="boolean" use="optional"/>
            <attribute name="noEncryption" type="boolean" use="optional"/>
            <attribute name="noPayPerUse" type="boolean" use="optional"/>
            <attribute name="preferenceValue" type="mpeg7:preferenceValueType"
               use="optional" default="10"/>
         </extension>
      </complexContent>
</complexType>
```

15.2.8.3 SourcePreferences DS semantics

Semantics of the `SourcePreferencesType`:

Name	*Definition*
`SourcePreferencesType`	Specifies user preferences related to the source of the content and its dissemination.
`DisseminationFormat`	Describes user's preference for the dissemination medium or delivery mechanism of content, for example, terrestrial broadcast, web-cast, streaming, CD-ROM, and so forth. `TermUseType` is defined in clause 7. `DisseminationFormat` may contain a free term or a term from a classification scheme. A classification scheme that may be used (the `DisseminationFormatCS`) is defined in Annex B. A `preferenceValue` attribute may be attached to each `DisseminationFormat` element to indicate its relative priority.
`DisseminationSource`	Describes user's preference for a particular dissemination source of content, referring to for example a broadcast channel or a server. A `preferenceValue` attribute may be attached to each `DisseminationSource` element to indicate its relative priority.
`DisseminationLocation`	Describes user's preference for the location from where the content is disseminated. A `preferenceValue` attribute may be attached to each `DisseminationLocation` element to indicate its relative priority.
`DisseminationDate`	Describes user's preference for time and date (period) of the content availability, for example, time and date of broadcast content, or time and date of availability for on-demand content. A `preferenceValue` attribute may be attached to each `DisseminationDate` element to indicate its relative priority.
`Disseminator`	Describes user's preference for a disseminator of the content, i.e., the person, group or organization that makes the content available for consumption, for example, a publisher, broadcaster or distributor. A `preferenceValue` attribute may be attached to each `Disseminator` element to indicate its relative priority.
`MediaFormat`	Describes user's preference on the format of the media, for example, video format, audio format, aspect ratio, and so forth. A `preferenceValue` attribute may be attached to each `MediaFormat` element to indicate its relative priority.
`noRepeat`	Indicates whether the user prefers content that is not a repeat of content made available before (optional).
`noEncryption`	Indicates whether the user prefers content that is not encrypted (optional).
`noPayPerUse`	Indicates whether the user prefers content that is not available on a pay-per-use basis (optional).

--`,,```,,,,````-`-`,,`,,`,`,,`---
© ISO/IEC 2003 – All rights reserved
Copyright International Organization for Standardization
Provided by IHS under license with ISO
No reproduction or networking permitted without license from IHS
Not for Resale

Name	*Definition*
preferenceValue	Describes the relative priority or weight assigned to a particular SourcePreferences description. See 15.2.2. By default, the value of preferenceValue is 10.

15.2.8.4 SourcePreferences DS examples (informative)

The SourcePreferences DS can be used to specify preference for sources of the content, e.g. terrestrial versus satellite. If the user has access to broadcast only, the user may not be interested in program offerings from the satellite channels. In the following example, the user has a preference for "Star Trek" programs, and content that is available from terrestrial broadcast on the day of May 23, 2000. The user has a particular preference for programs from BBC 1 and prefers content provided by the BBC in general. Such a description is useful in creating personalized electronic program guides.

```
<UserPreferences>
   <FilteringAndSearchPreferences>
      <CreationPreferences>
         <Title xml:lang="en" type="original">Star Trek</Title>
      </CreationPreferences>
      <SourcePreferences>
         <DisseminationFormat
href="urn:mpeg:mpeg7:cs:DisseminationFormatCS:2001:1">
            <Name>Terrestrial</Name>
         </DisseminationFormat>
         <DisseminationSource>BBC 1</DisseminationSource>
         <DisseminationDate>
            <TimePoint>2000-05-23</TimePoint>
         </DisseminationDate>
         <Disseminator>
            <Role href="urn:mpeg:mpeg7:cs:RoleCS:2001:PUBLISHER"/>
            <Agent xsi:type="OrganizationType"><Name>BBC</Name></Agent>
         </Disseminator>
      </SourcePreferences>
   </FilteringAndSearchPreferences>
</UserPreferences>
```

The MediaFormat DS can be used to describe user's preference for desired media formats, which may be dictated, in some cases, by the resources available to the user. In the following example, the user has a preference for MPEG format and widescreen aspect ratio (2.35:1) for video, and a preference for DTS, for the audio coding format. The user's second preference is for full screen (1.33:1) aspect ratio for video, and Dolby AC-3 for the audio coding format.

```
<UserPreferences allowAutomaticUpdate="false">
   <FilteringAndSearchPreferences>
      <SourcePreferences>
         <MediaFormat preferenceValue="15">
            <Content href="urn:mpeg:mpeg7:cs:ContentCS:2001:2">
               <Name>audiovisual</Name>
            </Content>
            <FileFormat href="urn:mpeg:mpeg7:cs:FileFormatCS:2001:3">
               <Name>mpg</Name>
            </FileFormat>
            <VisualCoding>
               <Frame aspectRatio="2.35"/>
            </VisualCoding>
            <AudioCoding>
```

© ISO/IEC 2003 – All rights reserved

Copyright International Organization for Standardization
Provided by IHS under license with ISO
No reproduction or networking permitted without license from IHS
Not for Resale

```
                <Format href="urn:mpeg:mpeg7:cs:AudioCodingFormatCS:2001:2">
                   <Name>DTS</Name>
                </Format>
             </AudioCoding>
          </MediaFormat>
          <MediaFormat preferenceValue="12">
             <Content href="urn:mpeg:mpeg7:cs:ContentCS:2001:2">
                <Name>audiovisual</Name>
             </Content>
             <FileFormat href="urn:mpeg:mpeg7:cs:FileFormatCS:2001:3">
                <Name>mpg</Name>
             </FileFormat>
             <VisualCoding>
                <Frame aspectRatio="1.33"/>
             </VisualCoding>
             <AudioCoding>
                <Format href="urn:mpeg:mpeg7:cs:AudioCodingFormatCS:2001:1">
                   <Name>AC-3</Name>
                </Format>
             </AudioCoding>
          </MediaFormat>
       </SourcePreferences>
    </FilteringAndSearchPreferences>
</UserPreferences>
```

15.2.9 BrowsingPreferences DS

15.2.9.1 Introduction

The BrowsingPreferences DS is used to describe user preferences pertaining to navigation of and access to content. In particular, a user may express preferences on the type and content of summaries of multimedia content. These preferences may be conditioned on certain times and locations, and type of multimedia content in terms of genre.

15.2.9.2 BrowsingPreferences DS syntax

```
<!-- ################################################ -->
<!--  Definition of BrowsingPreferences DS (15.2.9)  -->
<!-- ################################################ -->

<!-- Definition of BrowsingPreferences DS -->
<complexType name="BrowsingPreferencesType">
   <complexContent>
      <extension base="mpeg7:DSType">
         <sequence>
            <element name="SummaryPreferences"
               type="mpeg7:SummaryPreferencesType"
               minOccurs="0" maxOccurs="unbounded"/>
            <element name="PreferenceCondition"
               minOccurs="0" maxOccurs="unbounded">
               <complexType>
                  <complexContent>
                     <extension base="mpeg7:PreferenceConditionType">
                        <sequence>
                           <element name="Genre"
                              type="mpeg7:TermUseType"
                              minOccurs="0"/>
                        </sequence>
```


Copyright International Organization for Standardization
Provided by IHS under license with ISO
No reproduction or networking permitted without license from IHS
Not for Resale
© ISO/IEC 2003 – All rights reserved

```
                    </extension>
                  </complexContent>
                </complexType>
              </element>
            </sequence>
            <attribute name="protected" type="mpeg7:userChoiceType"
               use="optional" default="true"/>
            <attribute name="preferenceValue" type="mpeg7:preferenceValueType"
               use="optional" default="10"/>
         </extension>
      </complexContent>
</complexType>
```

15.2.9.3 BrowsingPreferences DS semantics

Semantics of the `BrowsingPreferencesType`:

Name	*Definition*
`BrowsingPreferencesType`	Describes user preferences for multimedia content navigation and browsing.
`SummaryPreferences`	Describes user's preferences regarding multimedia content summaries. See 15.2.10. Multiple `SummaryPreferences` elements may be included.
`PreferenceCondition`	Describes the usage condition(s) for a particular browsing preference description, in terms of time and place, and genre of the multimedia content. A `PreferenceCondition` describes the time interval(s) and location in which the set of browsing preferences apply. If multiple `PreferenceCondition` elements are present, the preferences apply under all conditions indicated. See 15.2.2.
`Genre`	Describes a usage condition for a particular browsing preference description in terms of genre. If the `Genre` element is instantiated, the browsing preferences apply only to multimedia content with the specified genre. `TermUseType` is defined in clause 7. `Genre` may contain a free term or a term from a classification scheme. A classification scheme that may be used (the `GenreCS`) is defined in Annex B.
`protected`	Indicates whether the user desires to keep the browsing preferences information private. The values allowed are defined as follows. • *true* - Indicates that the browsing preferences information may only be accessed by the user and shall not be communicated to external parties. • *false* - Indicates that the browsing preferences information does not have to be kept private and may be communicated to external parties, such as service providers and trusted software agents. • *user* - Indicates that the user shall be asked for approval on a case by case basis. By default, the value of `protected` is true.
`preferenceValue`	Describes the relative priority or weight assigned to a particular `BrowsingPreferences` description, in case multiple `BrowsingPreferences` descriptions are present. The `preferenceValue` attribute of `BrowsingPreferences` indicates the relative priority or weight of the combination of preferences described by `SummaryPreferences` elements. See

© ISO/IEC 2003 – All rights reserved

Copyright International Organization for Standardization
Provided by IHS under license with ISO
No reproduction or networking permitted without license from IHS
Not for Resale

Name	*Definition*
	15.2.2. By default, the value of `preferenceValue` is 10.

15.2.9.4 BrowsingPreferences DS examples (informative)

The following is a simple example of a `UserPreferences` description with `BrowsingPreferences` that apply only during a particular period of time, in Seoul, and only for content matching the "Daily news" genre. Also, the user wishes to keep the information in the `UserIdentifier` and `BrowsingPreferences` private as indicated by the protected attribute.

```
<UserPreferences allowAutomaticUpdate="false">
   <UserIdentifier protected="true">
      <Name xml:lang="en">Yoon</Name>
   </UserIdentifier>
   <BrowsingPreferences protected="true">
      <SummaryPreferences>
         <!-- Summary preference elements -->
      </SummaryPreferences>
      <PreferenceCondition>
         <Place><Name xml:lang="en">Seoul</Name></Place>
         <Time recurrence="daily">
            <TimePoint>T21:00+09:00</TimePoint>
            <Duration>PT1H</Duration>
         </Time>
         <Genre href="urn:mpeg:mpeg7:cs:GenreCS:2001:1.3.1">
            <Name>Daily news</Name>
         </Genre>
      </PreferenceCondition>
   </BrowsingPreferences>
</UserPreferences>
```

15.2.10 SummaryPreferences DS

15.2.10.1 Introduction

The `SummaryPreferences` DS is used to describe user preferences for nonlinear navigation and access to the multimedia content, in particular with regard to summarization. Users can specify their preferences for multiple alternative summaries of multimedia content that fit best to their desire and constraints.

15.2.10.2 SummaryPreferences DS syntax

```
<!-- ################################################ -->
<!--  Definition of SummaryPreferences DS (15.2.10)  -->
<!-- ################################################ -->

<!-- Definition of SummaryPreferences DS -->
<complexType name="SummaryPreferencesType">
   <complexContent>
      <extension base="mpeg7:DSType">
         <sequence>
            <element name="SummaryType"
               minOccurs="0" maxOccurs="unbounded">
               <complexType>
                  <simpleContent>
```


Copyright International Organization for Standardization
Provided by IHS under license with ISO
No reproduction or networking permitted without license from IHS
Not for Resale
© ISO/IEC 2003 – All rights reserved

```
                        <extension base="mpeg7:summaryComponentType">
                            <attribute name="preferenceValue"
                                type="mpeg7:preferenceValueType"
                                use="optional" default="10"/>
                        </extension>
                    </simpleContent>
                </complexType>
            </element>
            <element name="SummaryTheme"
                minOccurs="0" maxOccurs="unbounded">
                <complexType>
                    <simpleContent>
                        <extension base="mpeg7:TextualType">
                            <attribute name="preferenceValue"
                                type="mpeg7:preferenceValueType"
                                use="optional" default="10"/>
                        </extension>
                    </simpleContent>
                </complexType>
            </element>
            <element name="SummaryDuration" type="mpeg7:mediaDurationType"
                minOccurs="0"/>
            <element name="MinSummaryDuration" type="mpeg7:mediaDurationType"
                minOccurs="0"/>
            <element name="MaxSummaryDuration" type="mpeg7:mediaDurationType"
                minOccurs="0"/>
            <element name="NumOfKeyFrames" type="positiveInteger"
                minOccurs="0"/>
            <element name="MinNumOfKeyFrames" type="positiveInteger"
                minOccurs="0"/>
            <element name="MaxNumOfKeyFrames" type="positiveInteger"
                minOccurs="0"/>
            <element name="NumOfChars" type="positiveInteger"
                minOccurs="0"/>
            <element name="MinNumOfChars" type="positiveInteger"
                minOccurs="0"/>
            <element name="MaxNumOfChars" type="positiveInteger"
                minOccurs="0"/>
        </sequence>
        <attribute name="preferenceValue" type="mpeg7:preferenceValueType"
            use="optional" default="10"/>
    </extension>
  </complexContent>
</complexType>

<!-- Definition of summaryComponent datatype -->
<simpleType name="summaryComponentType">
  <union>
    <simpleType>
      <restriction base="NMTOKEN">
        <enumeration value="audio"/>
        <enumeration value="visual"/>
        <enumeration value="audioVisual"/>
        <enumeration value="textual"/>
        <enumeration value="keyAudioClips"/>
        <enumeration value="keyVideoClips"/>
        <enumeration value="keyAudioVisualClips"/>
        <enumeration value="keyFrames"/>
        <enumeration value="keySounds"/>
        <enumeration value="keyThemes"/>
```

© ISO/IEC 2003 – All rights reserved

Copyright International Organization for Standardization
Provided by IHS under license with ISO
No reproduction or networking permitted without license from IHS
Not for Resale

```
            </restriction>
        </simpleType>
        <simpleType>
            <restriction base="mpeg7:termReferenceType"/>
        </simpleType>
    </union>
</simpleType>
```

15.2.10.3 SummaryPreferences DS semantics

Semantics of the SummaryPreferencesType:

Name	*Definition*
SummaryPreferencesType	Describes user preferences regarding summaries of multimedia content and its visualization and sonification.
SummaryType	Describes a preferred type of content summary and corresponds to the type of components in a summary description. Multiple summary component types may be included. A preferenceValue attribute may be attached to each SummaryType element, to indicate its relative priority or weight.
SummaryTheme	Describes a preferred theme or event included in a content summary, where the themes or events are associated with content summaries or with segments of a summary. A preferenceValue attribute may be attached to each SummaryTheme element, to indicate its relative priority or weight.
SummaryDuration	Describes the preferred duration for a summary.
MinSummaryDuration	Describes the minimum duration for a summary.
MaxSummaryDuration	Describes the maximum duration for a summary.
NumOfKeyFrames	Describes the preferred number of key frames in a visual or AV summary.
MinNumOfKeyFrames	Describes the minimum number of key frames in a visual or AV summary.
MaxNumOfKeyFrames	Describes the maximum number of key frames in a visual or AV summary.
NumOfChars	Describes the preferred length, in number of characters, of a textual summary.
MinNumOfChars	Describes the minimum length, in number of characters, of a textual summary.
MaxNumOfChars	Describes the maximum length, in number of characters, of a textual summary.
preferenceValue	Describes the relative priority or weight assigned to a particular SummaryPreferences description. See 15.2.2. By default, the value of preferenceValue is 10.

Copyright International Organization for Standardization
Provided by IHS under license with ISO
No reproduction or networking permitted without license from IHS
Not for Resale
© ISO/IEC 2003 – All rights reserved

Semantics of the summaryComponentType:

Name	*Definition*
summaryComponentType	A datatype that enumerates types of components of summaries of multimedia content. The types allowed are defined as follows. • *audio* - Indicates a summary that includes audio components. • *visual* - Indicates a summary that includes visual components. • *audioVisual* - Indicates a summary that includes audiovisual components. • *textual* - Indicates a summary that includes textual components. • *keyAudioClips* - Indicates a summary that includes key audio clips. • *keyVideoClips* - Indicates a summary that includes key video clips. • *keyAudioVisualClips* - Indicates a summary that includes key audiovisual clips. • *keyFrames* - Indicates a summary that includes key frames. • *keySounds* - Indicates a summary that includes key sounds. • *keyThemes* - Indicates a summary that includes key themes. Other values that are datatype-valid with respect to mpeg7:termReferenceType are reserved.

15.2.10.4 SummaryPreferences DS examples (informative)

A simple example is given as follows, where the user is interested in viewing particular events in sports programs.

```
<SummaryPreferences>
    <SummaryType>keyThemes</SummaryType>
    <SummaryTheme>Free-kicks</SummaryTheme>
    <SummaryTheme>Goals</SummaryTheme>
</SummaryPreferences>
```

A user may prefer a key-frame summary containing a limited number of key frames over a video highlight summary during a usage mode with low-bandwidth mobile connection to a media server. Similarly, a user may prefer audio skims of a particular duration as he/she receives the information in his/her car. An example where a user prefers to visualize summaries based on key video clips with a duration between 5 and 10 minutes while in the office, but prefers a visualization based on a limited number of key frames (less than 50) while on the train or in the car, is as follows.

```
<UserPreferences allowAutomaticUpdate="false">
    <UserIdentifier protected="true">
        <Name xml:lang="en">Mike</Name>
    </UserIdentifier>
    <BrowsingPreferences protected="true">
        <SummaryPreferences>
            <SummaryType>keyVideoClips</SummaryType>
            <MinSummaryDuration>PT5M</MinSummaryDuration>
```

--`,,```,,,,````-`-`,,`,,`,`,,`---

© ISO/IEC 2003 – All rights reserved
Copyright International Organization for Standardization
Provided by IHS under license with ISO
No reproduction or networking permitted without license from IHS
Not for Resale

```
            <MaxSummaryDuration>PT10M</MaxSummaryDuration>
        </SummaryPreferences>
        <PreferenceCondition>
            <Place>
                <Name xml:lang="en">Office</Name>
            </Place>
            <Time recurrence="daily">
                <TimePoint>T08:00+01:00</TimePoint>
                <Duration>PT8H</Duration>
            </Time>
        </PreferenceCondition>
    </BrowsingPreferences>
    <BrowsingPreferences protected="true">
        <SummaryPreferences>
        <SummaryType>keyFrames</SummaryType>
            <MaxNumOfKeyFrames>50</MaxNumOfKeyFrames>
        </SummaryPreferences>
        <PreferenceCondition>
            <Place>
                <Name xml:lang="en">Train</Name>
            </Place>
        </PreferenceCondition>
        <PreferenceCondition>
            <Place>
                <Name xml:lang="en">Car</Name>
            </Place>
        </PreferenceCondition>
    </BrowsingPreferences>
</UserPreferences>
```

15.3 Usage History

15.3.1 Introduction

Subclause 15.3 specifies tools for describing a history of the actions that consumers of multimedia content have carried out over a specified period of time. Usage history descriptions can be exchanged between consumers, their agents, content providers, and devices. User agents and content providers may, for example, use these descriptions of a user's usage history to determine the user's preferences with regard to multimedia content.

A generic context diagram is provided in the Figure 79, showing a user interface application that takes into account the user’s interactions with the multimedia content as well as multimedia content descriptions, and produces as output organized descriptions of the user’s content consumption history. The red arrows indicate possible uses of this usage history information by other agents, devices or services (if permitted by the user).

© ISO/IEC 2003 – All rights reserved
Copyright International Organization for Standardization
Provided by IHS under license with ISO
No reproduction or networking permitted without license from IHS
Not for Resale

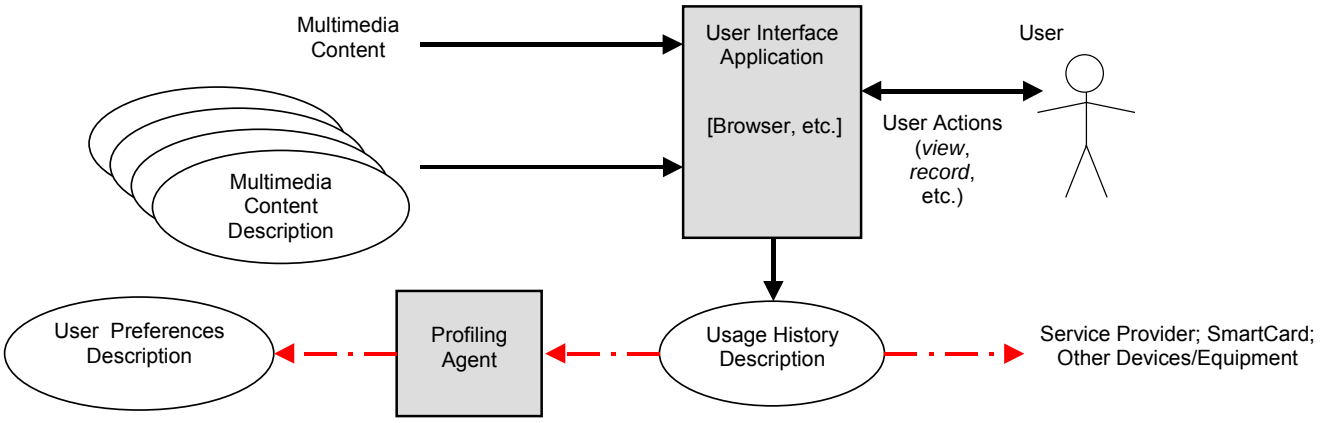

Figure 79 — Context diagram for usage history descriptions and their applications

A diagram of the `UsageHistory` DS specified in subclause 15.3 is shown in Figure 80. The `UsageHistory` DS is used to describe a set of `UserActionHistory` elements, each with its own observation period. The `UserActionHistory` DS is used to describe a set of `UserActionList` elements, each of which contains `UserAction` elements of a single type. The `UsageHistory` DS can be used to form a compact description of user action information and related statistics. The usage history descriptions consist of action type-specific lists that include identifiers of the programs associated with each action. Also, the time of user actions can be indicated, as well as the time-extent of the multimedia content that was consumed. Finally, a reference to content descriptions may optionally be added to the description of each user action, to scope the parts of the content the user action is associated with.

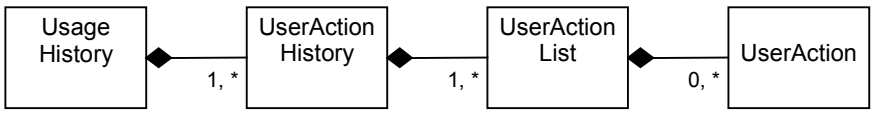

Figure 80 — The UsageHistory DS

15.3.2 UsageHistory DS

15.3.2.1 Introduction

The `UsageHistory` DS, which serves as a container DS for `UserActionHistory` elements and a `UserIdentifier` element, is used to describe the consumption history of a user of multimedia content. Usage history information is described by the `UserActionHistory` DS, which contains lists of the actions performed by the user over an observation period.

15.3.2.2 UsageHistory DS syntax

```
<!-- ######################################### -->
<!--  Definition of UsageHistory DS (15.3.2)  -->
<!-- ######################################### -->

<!-- Definition of UsageHistory DS -->
<complexType name="UsageHistoryType">
   <complexContent>
      <extension base="mpeg7:DSType">
         <sequence>
            <element name="UserIdentifier" type="mpeg7:UserIdentifierType"
               minOccurs="0"/>
```

--`,,```,,,,````-`-`,,`,,`,`,,`---

© ISO/IEC 2003 – All rights reserved

Copyright International Organization for Standardization
Provided by IHS under license with ISO
No reproduction or networking permitted without license from IHS
Not for Resale

```
            <element name="UserActionHistory" type="mpeg7:UserActionHistoryType"
               minOccurs="1" maxOccurs="unbounded"/>
         </sequence>
         <attribute name="allowCollection" type="mpeg7:userChoiceType"
            use="optional" default="false"/>
      </extension>
   </complexContent>
</complexType>
```

15.3.2.3 UsageHistory DS semantics

Semantics of the `UsageHistoryType`:

Name	*Definition*
`UsageHistoryType`	Specifies user's multimedia content consumption history.
`UserIdentifier`	Identifies the individual for whom the usage history is provided. This element is of type `UserIdentifierType` and contains the `protected` attribute. Thus the identity of the user shall not be disclosed unless this attribute is set to false. See 15.2.4.
`UserActionHistory`	Describes a history of the actions the user has carried out during certain observation periods. See 15.3.3.
`allowCollection`	Indicates whether the user permits usage history of his/her actions to be collected. The values allowed are defined as follows. • *true* - Indicates that usage history data may be collected. • *false* - Indicates that usage history data shall not be collected. • *user* - Indicates that the user should be asked for permission on a case by case basis. By default, the value of `allowCollection` is false.

15.3.2.4 UsageHistory DS examples (informative)

The following is an example of a usage history description for user "John Doe," who desires to keep the identifier part of this description private, and allows tracking of his consumption habits.

```
<UsageHistory id="usage-history-001" allowCollection="true">
   <UserIdentifier protected="true">
      <Name xml:lang="en">John Doe</Name>
   </UserIdentifier>
   <UserActionHistory>
      <!-- User action history description -->
   </UserActionHistory>
</UsageHistory>
```


--`,,```,,,,````-`-`,,`,,`,`,,`---
© ISO/IEC 2003 – All rights reserved
Copyright International Organization for Standardization
Provided by IHS under license with ISO
No reproduction or networking permitted without license from IHS
Not for Resale

15.3.3 UserActionHistory DS

15.3.3.1 Introduction

The UserActionHistory DS is used to describe multiple user action lists, each of which provides a temporally ordered log of a specific type of user action, e.g., "Record" or "Play," regarding multimedia content. Associated with every user action are a program identifier that uniquely identifies the program or content for which the action is defined, and also one or more action data items, which can refer to a part of the content description or other related material. It is assumed that descriptions of the programs cited in the action history are readily accessible through the provided program/content identifiers and references.

15.3.3.2 UserActionHistory DS syntax

```
<!-- ################################################ -->
<!--  Definition of UserActionHistory DS (15.3.3)  -->
<!-- ################################################ -->

<!-- Definition of UserActionHistory DS -->
<complexType name="UserActionHistoryType">
   <complexContent>
      <extension base="mpeg7:DSType">
         <sequence>
            <element name="ObservationPeriod" type="mpeg7:TimeType"
               minOccurs="0" maxOccurs="unbounded"/>
            <element name="UserActionList" type="mpeg7:UserActionListType"
               minOccurs="1" maxOccurs="unbounded"/>
         </sequence>
         <attribute name="protected" type="mpeg7:userChoiceType"
            use="optional" default="true"/>
      </extension>
   </complexContent>
</complexType>
```

15.3.3.3 UsageActionHistory DS semantics

Semantics of the UserActionHistoryType:

Name	*Definition*
UserActionHistoryType	Specifies a history of the actions carried out by the user.
ObservationPeriod	Describes the time period(s) during which the associated history items have been recorded. Multiple instance of ObservationPeriod can be used to represent discontinuous time periods.
UserActionList	Describes a list of actions of the same type, i.e. all actions in the UserActionList carry the same ActionType value. See 15.3.4.
protected	Indicates whether the user desires to keep the user action history information private. The values allowed are defined as follows. • *true* - Indicates that the user action history information may only be accessed by the user and shall not be communicated to external parties. • *false* - Indicates that the user action history information does not have to be kept private and may be communicated to external parties, such as service providers and trusted software agents.

© ISO/IEC 2003 – All rights reserved

Copyright International Organization for Standardization
Provided by IHS under license with ISO
No reproduction or networking permitted without license from IHS
Not for Resale

- *user* - Indicates that the user shall be asked for approval on a case by case basis.

By default, the value of `protected` is true.

15.3.3.4 UserActionHistory DS examples (informative)

This example illustrates the use of the `ObservationPeriod` element to describe the time interval during which the accompanying user action history information was collected. The specified time interval can comprise multiple discrete observation periods. In this case, the user's activities were observed between 6PM-12PM PST on 10/09/2000 and 10/10/2000. The user would like to keep his identity protected, but does not mind distribution of his user action history to other parties.

```
<UsageHistory id="usage-history-002" allowCollection="true">
    <UserIdentifier protected="true">
        <Name xml:lang="en">John Doe</Name>
    </UserIdentifier>
    <UserActionHistory id="useraction-history-001" protected="false">
        <ObservationPeriod>
            <TimePoint>2000-10-09T18:00-08:00</TimePoint>
            <Duration>PT6H</Duration>
        </ObservationPeriod>
        <ObservationPeriod>
            <TimePoint>2000-10-10T18:00-08:00</TimePoint>
            <Duration>PT6H</Duration>
        </ObservationPeriod>
        <UserActionList>
            <!-- user action list description (sequence of user actions) -->
        </UserActionList>
    </UserActionHistory>
</UsageHistory>
```

15.3.4 UserActionList DS

15.3.4.1 Introduction

The `UserActionList` DS is used to describe a structured list of user action items, organized according to action type. Each `UserActionList` can contain multiple actions of a single type. The individual actions are described by the `UserAction` elements, which provide detailed information at finer resolution. Each `UserAction` is associated with a single program or content entity. Finally, `UserActionList` DS has two attributes that describe usage statistics associated with the type of action in the list (`numOfInstances` and `totalDuration`). The former attribute reflects the number of `UserAction` elements in a `UserActionList` instance, while the latter establishes the cumulative duration of the actions in the `UserActionList`.

15.3.4.2 UserActionList DS syntax

```
<!-- ########################################### -->
<!--  Definition of UserActionList DS (15.3.4) -->
<!-- ########################################### -->

<!-- Definition of UserActionList DS -->
<complexType name="UserActionListType">
    <complexContent>
        <extension base="mpeg7:DSType">
            <sequence minOccurs="0">
```


--`,,```,,,,````-`-`,,`,,`,`,,`---
© ISO/IEC 2003 – All rights reserved
Copyright International Organization for Standardization
Provided by IHS under license with ISO
No reproduction or networking permitted without license from IHS
Not for Resale

```
            <element name="ActionType" type="mpeg7:TermUseType"/>
            <element name="UserAction" type="mpeg7:UserActionType"
               minOccurs="0" maxOccurs="unbounded"/>
         </sequence>
         <attribute name="numOfInstances" type="nonNegativeInteger"
            use="optional"/>
         <attribute name="totalDuration" type="mpeg7:durationType"
            use="optional"/>
      </extension>
   </complexContent>
</complexType>
```

15.3.4.3 UserActionList DS semantics

Semantics of the `UserActionListType`:

Name	*Definition*
`UserActionListType`	Describes a list of user actions, all of the same type.
`ActionType`	Indicates the type of action performed by the user, e.g., "View," "Pause," "Play," and so forth. All `UserAction` elements in an `ActionList` have the same `ActionType`. `TermUseType` is defined in clause 7. `ActionType` may contain a free term or a term from a classification scheme. A classification scheme that may be used (the `ActionTypeCS`) is defined in Annex B.
`UserAction`	Describes a single user action in a list of actions. Each action is associated with a single multimedia program. See 15.3.5.
`numOfInstances`	Indicates the number of `UserAction` elements in a `UserActionList` (e.g. 21 "Record" actions; 5 "View" actions; and so forth).
`totalDuration`	Indicates the cumulative duration of the actions in the `UserActionList` (e.g. 32 minutes for all "Record" actions). If a `UserActionList` includes `UserAction` elements and all `UserAction` elements contain a `MediaTime` element, the value of the `totalDuration` attribute shall be equivalent to the sum of the time durations specified by these `MediaTime` elements.

15.3.4.4 UserActionList DS examples (informative)

The following example depicts two instantiations of the `UserActionList` DS as part of the `UsageHistory`, for "Record" and "PlayStream" actions. The example offers alternative representations of user actions by instantiating a subset of the available set of description schemes. Specifically, more comprehensive information is provided for the "Record" action, with each individual `UserAction` instantiated. For the "PlayStream" action, on the other hand, only the number of instances and the total duration is provided, which reduces the size of the description significantly. The description scheme allows differentiation between various types of actions, and provide the means for implementers to instantiate each action type in a specific way.

```
<UsageHistory id="usage-history-003" allowCollection="true">
   <UserIdentifier protected="true">
      <Name xml:lang="en">John Doe</Name>
   </UserIdentifier>
   <UserActionHistory id="useraction-history-002" protected="false">
      <ObservationPeriod>
         <TimePoint>2000-10-09T18:00-08:00</TimePoint>
         <Duration>PT6H</Duration>
      </ObservationPeriod>
```

--`,,```,,,,````-`-`,,`,,`,`,,`---
© ISO/IEC 2003 – All rights reserved
Copyright International Organization for Standardization
Provided by IHS under license with ISO
No reproduction or networking permitted without license from IHS
Not for Resale

```
        <UserActionList id="ua-list-001" numOfInstances="2" totalDuration="PT2H30M">
            <ActionType href="urn:mpeg:mpeg7:cs:ActionTypeCS:2001:1.3">
                <Name>Record</Name>
            </ActionType>
            <UserAction> <!-- user action description --> </UserAction>
            <UserAction> <!-- user action description --> </UserAction>
        </UserActionList>
        <UserActionList id="ua-list-002" numOfInstances="25" totalDuration="PT1H2M">
            <ActionType href="urn:mpeg:mpeg7:cs:ActionTypeCS:2001:1.2">
                <Name>PlayStream</Name>
            </ActionType>
        </UserActionList>
    </UserActionHistory>
</UsageHistory>
```

15.3.5 UserAction DS

15.3.5.1 Introduction

The UserAction DS is used to describe an individual user action, by the time of occurrence, duration, associated program identifier, and references to related content descriptions and material.

15.3.5.2 UserAction DS syntax

```
<!-- ######################################## -->
<!--  Definition of UserAction DS (15.3.5)  -->
<!-- ######################################## -->

<!-- Definition of UserAction DS -->
<complexType name="UserActionType">
    <complexContent>
        <extension base="mpeg7:DSType">
            <sequence>
                <element name="ActionTime" minOccurs="0">
                    <complexType>
                        <sequence>
                            <element name="MediaTime"
                                type="mpeg7:MediaTimeType"
                                minOccurs="0"/>
                            <element name="GeneralTime"
                                type="mpeg7:TimeType"
                                minOccurs="0"/>
                        </sequence>
                    </complexType>
                </element>
                <element name="ProgramIdentifier" type="mpeg7:UniqueIDType"/>
                <element name="ActionDataItem" type="mpeg7:ReferenceType"
                    minOccurs="0" maxOccurs="unbounded"/>
            </sequence>
        </extension>
    </complexContent>
</complexType>
```


Copyright International Organization for Standardization
Provided by IHS under license with ISO
No reproduction or networking permitted without license from IHS
Not for Resale
© ISO/IEC 2003 – All rights reserved

15.3.5.3 UserAction DS semantics

Semantics of the `UserActionType`:

Name	*Definition*
`UserActionType`	Describes a single user action.
`ActionTime`	Describes the time that the action took place and, if applicable, its duration (e.g. for "Play," "Pause," and so forth). The time of occurrence of the action can be described in two ways: by `MediaTime` and/or by `GeneralTime`. The duration of a `UserAction` refers to the duration in terms of the media time, which is identical to the duration in UTC for a large number of action types, but may be different for such action types as "Repeat" or "FastForward."
`MediaTime`	Action time relative to the time reference established for the given media. This time referencing method is useful for such action items as "Repeat" or "FastForward," and for manipulating content on the user's local system (such as personal CDs or DVDs).
`GeneralTime`	Action time relative to Coordinated Universal Time (UTC) in the Gregorian date/time format.
`ProgramIdentifier`	Unique identifier of the program that is associated with the given action. Each `Action` is associated with a single program and, consequently, a single `ProgramIdentifier`.
`ActionDataItem`	References a specific part of the description of the multimedia content, or to other material related to the action (e.g. the URL the user chooses to follow in an enhanced TV application). Shall refer to a multimedia content description instance.

15.3.5.4 UserAction DS examples (informative)

The following example highlights instantiations of the `UserAction` DS, and the functionality provided by the `ActionTime` DS. `MediaTime` and `GeneralTime` elements are different for user actions such as "Rewind," "FastForward" and "SlowMotion." For example, as shown in the example, a "FastForward" action that lasts only a few seconds in terms of general time may actually correspond to several minutes in terms of the media time base. Relying only on the general time to represent the time of occurrence and duration of an action may lead to inconsistencies and ambiguity. Thus the proposed syntax supports representation of `ActionTime` in terms of both media time and general time.

The `ActionDataItem` element can be used in two main capacities: (i) to refer to a specific part of a content description (such as the description of a segment that the user reviews in slow motion); and (ii) to provide a reference to related content material through the `RelatedMaterial` element of the `CreationMetaInformation` DS. In the first case, a usage history processor may, for example, use these references to keep local copies of the content description relevant to an action. The following example illustrates the second functionality for the "ClickThrough" action, where a user follows a URL that is defined as part of the `RelatedMaterial` description instance.

```
<UsageHistory id="usage-history-004" allowCollection="true">
   <UserIdentifier protected="true">
      <Name xml:lang="en">John Doe</Name>
   </UserIdentifier>
   <UserActionHistory id="useraction-history-003" protected="false">
      <ObservationPeriod>
         <TimePoint>2000-10-09T18:00-08:00</TimePoint>
         <Duration>PT6H</Duration>
      </ObservationPeriod>
      <ObservationPeriod>
         <TimePoint>2000-10-10T18:00-08:00</TimePoint>
         <Duration>PT6H</Duration>
```

© ISO/IEC 2003 – All rights reserved

Copyright International Organization for Standardization
Provided by IHS under license with ISO
No reproduction or networking permitted without license from IHS
Not for Resale

```
        </ObservationPeriod>
        <UserActionList id="ua-list-003"
            numOfInstances="2" totalDuration="PT2H30M">
            <ActionType href="urn:mpeg:mpeg7:cs:ActionTypeCS:2001:1.3">
                <Name>Record</Name>
            </ActionType>
            <UserAction> <!-- user action description --> </UserAction>
            <UserAction> <!-- user action description --> </UserAction>
        </UserActionList>
        <UserActionList id="ua-list-004"
            numOfInstances="25" totalDuration="PT7H02M">
            <ActionType href="urn:mpeg:mpeg7:cs:ActionTypeCS:2001:1.2">
                <Name>PlayStream</Name>
            </ActionType>
            <UserAction>
                <ProgramIdentifier organization="MyIDOrg" type="MyIDType">
                    01-mnf-100900
                </ProgramIdentifier>
            </UserAction>
            <UserAction>
                <ProgramIdentifier organization="MyIDOrg" type="MyIDType">
                    02-mnf-100900
                </ProgramIdentifier>
                <ActionDataItem
                    href="www.abc.com/content/mnf/100900/mnf-stream.xml#segment_145"/>
            </UserAction>
            <!-- more user actions . . . -->
        </UserActionList>
        <UserActionList id="ua-list-005" numOfInstances="3" totalDuration="PT4M20S">
            <ActionType href="urn:mpeg:mpeg7:cs:ActionTypeCS:2001:1.6">
                <Name>FastForward</Name>
            </ActionType>
            <UserAction>
                <ActionTime>
                    <MediaTime>
                        <MediaTimePoint>2000-10-09T19:10:12</MediaTimePoint>
                        <MediaDuration>PT1M45S</MediaDuration>
                    </MediaTime>
                    <GeneralTime>
                        <TimePoint>2000-10-09T19:10:12-08:00</TimePoint>
                        <Duration>PT8S</Duration>
                    </GeneralTime>
                </ActionTime>
                <ProgramIdentifier organization="MyIDOrg" type="MyIDType">
                    02-mnf-100900
                </ProgramIdentifier>
                <ActionDataItem
                    href="www.abc.com/content/mnf/100900/mnf-stream.xml#comm_break_17"/>
            </UserAction>
            <UserAction>
                <ActionTime>
                    <MediaTime>
                        <MediaTimePoint>2000-10-10T18:16:08</MediaTimePoint>
                        <MediaDuration>PT1M35S</MediaDuration>
                    </MediaTime>
                    <GeneralTime>
                        <TimePoint>2000-10-10T18:16:08-08:00</TimePoint>
                        <Duration>PT7S</Duration>
                    </GeneralTime>
                </ActionTime>
                <ProgramIdentifier organization="MyIDOrg" type="MyIDType">
```


© ISO/IEC 2003 – All rights reserved
Copyright International Organization for Standardization
Provided by IHS under license with ISO
No reproduction or networking permitted without license from IHS
Not for Resale

```
                01-wnpj-101000
            </ProgramIdentifier>
            <ActionDataItem
                href="www.abc.com/content/news/101000/wnpj.xml#news-item-8"/>
        </UserAction>
        <UserAction>
            <ActionTime>
                <MediaTime>
                    <MediaTimePoint>2000-10-10T20:05:34</MediaTimePoint>
                    <MediaDuration>PT1M</MediaDuration>
                </MediaTime>
                <GeneralTime>
                    <TimePoint>2000-10-10T20:05:34-08:00</TimePoint>
                    <Duration>PT5S</Duration>
                </GeneralTime>
            </ActionTime>
            <ProgramIdentifier organization="MyIDOrg" type="MyIDType">
                03-tss-000063
            </ProgramIdentifier>
            <ActionDataItem
                href="www.fox.com/xml/that70sshow/063/tss-063.xml#break_2"/>
        </UserAction>
    </UserActionList>
    <UserActionList id="ua-list-006" numOfInstances="1">
        <ActionType href="urn:mpeg:mpeg7:cs:ActionTypeCS:2001:3.1">
            <Name>ClickThrough</Name>
        </ActionType>
        <UserAction>
            <ActionTime>
                <GeneralTime>
                    <TimePoint>2000-10-09T18:48:01-08:00</TimePoint>
                </GeneralTime>
            </ActionTime>
            <ProgramIdentifier organization="MyIDOrg" type="MyIDType">
                02-mnf-100900
            </ProgramIdentifier>
            <ActionDataItem
                href="www.abc.com/content/mnf/100900/mnf-stream.xml#rel_media_12"/>
        </UserAction>
    </UserActionList>
  </UserActionHistory>
</UsageHistory>
```

--`,,```,,,,````-`-`,,`,,`,`,,`---

© ISO/IEC 2003 – All rights reserved

Copyright International Organization for Standardization
Provided by IHS under license with ISO
No reproduction or networking permitted without license from IHS
Not for Resale

Annex A
(informative)

xPath Datatype definition based on W3C XPath specification

A.1 xPath definition

The `xPathRefType`, `xPathSelectorType`, `xPathAbsoluteSelectorType` and `xPathFieldType` specifications are subsets of XPath expressions specified in http://www.w3.org/TR/1999/REC-xpath-19991116 with respect to the axis and predicates.

The subset specified for the `xPathRefType` allows the selection of description entities but does not target the filtering which results in the selection of several entities. In the following, the subset is defined by using the EBNF with corresponding line numbering to http://www.w3.org/TR/1999/REC-xpath-19991116:

xPathRef := LocationPath

[1] LocationPath ::= RelativeLocationPath | AbsoluteLocationPath

[2] AbsoluteLocationPath ::='/' RelativeLocationPath?

[3] RelativeLocationPath ::= (Step '/')* (Step | ('@'|'attribute::') NameTest)

[4] Step ::= AxisSpecifier NodeTest Predicate | AbbreviatedStep

[5] AxisSpecifier ::= AxisName '::' ?

[6] AxisName ::= 'child'

[7] NodeTest ::= NameTest

[8] Predicate ::= '[' Number ']'

[9]

[10]

[11]

[12] AbbreviatedStep ::= '.' | '..'

[13]

[14]

[15]

[16]

[17]

[18]

[19]

[20]

[21]

[22]

© ISO/IEC 2003 – All rights reserved
Copyright International Organization for Standardization
Provided by IHS under license with ISO
No reproduction or networking permitted without license from IHS
Not for Resale

[23]

[24]

[25]

[26]

[27]

[28]

[29]

[30] Number ::= Digits

[31] Digits ::= [0-9]+

[32]

[33]

[34]

[35]

[36]

[37] NameTest ::= QName

[38]

[39] ExprWhitespace ::= S

NCName, QName and S are specified according to (xPath).

The subset specified for the `xPathSelectorType` allows the selection of several description entities, the subset is defined by using the EBNF with corresponding line numbering to http://www.w3.org/TR/1999/REC-xpath-19991116:

xPathSelector := LocationPath (| LocationPath)*

[1] LocationPath ::= RelativeLocationPath | AbsoluteLocationPath

[2] AbsoluteLocationPath ::= '/' RelativeLocationPath?

| AbbreviatedAbsoluteLocationPath

[3] RelativeLocationPath ::= Step | RelativeLocationPath '/' Step | AbbreviatedRelativeLocationPath

[4] Step ::= AxisSpecifier NodeTest | AbbreviatedStep

[5] AxisSpecifier ::= AxisName '::'

[6] AxisName ::= 'child'

[7] NodeTest ::= NameTest

[8]

[9]

--`,,```,,,,````-`-`,,`,,`,`,,`---

© ISO/IEC 2003 – All rights reserved

Copyright International Organization for Standardization
Provided by IHS under license with ISO
No reproduction or networking permitted without license from IHS
Not for Resale

[10] AbbreviatedAbsoluteLocationPath ::= '//' RelativeLocationPath

[11] AbbreviatedRelativeLocationPath ::= RelativeLocationPath '//' Step

[12] AbbreviatedStep ::= '.' | '..'

[13]

[14]

[15]

[16]

[17]

[18]

[19]

[20]

[21]

[22]

[23]

[24]

[25]

[26]

[27]

[28]

[29]

[30]

[31]

[32]

[33]

[34]

[35]

[36]

[37] NameTest ::= '*' | NCName ':' '*' | QName

[38]

[39] ExprWhitespace ::= S

NCName, QName and S are specified according to (xPath).

Copyright International Organization for Standardization
Provided by IHS under license with ISO
No reproduction or networking permitted without license from IHS
Not for Resale
© ISO/IEC 2003 – All rights reserved

The subset specified for the `xPathAbsoluteSelectorType` allows the selection of several description entities, the subset is defined by using the EBNF with corresponding line numbering to http://www.w3.org/TR/1999/REC-xpath-19991116:

xPathAbsoluteSelector := LocationPath (| LocationPath)*

[1] LocationPath ::= AbsoluteLocationPath

[2] AbsoluteLocationPath ::= '/' RelativeLocationPath?

| AbbreviatedAbsoluteLocationPath

[3] RelativeLocationPath ::= Step | RelativeLocationPath '/' Step | AbbreviatedRelativeLocationPath

[4] Step ::= AxisSpecifier NodeTest | AbbreviatedStep

[5] AxisSpecifier ::= AxisName '::'

[6] AxisName ::= 'child'

[7] NodeTest ::= NameTest

[8]

[9]

[10] AbbreviatedAbsoluteLocationPath ::= '//' RelativeLocationPath

[11] AbbreviatedRelativeLocationPath ::= RelativeLocationPath '//' Step

[12] AbbreviatedStep ::= '.'

[13]

[14]

[15]

[16]

[17]

[18]

[19]

[20]

[21]

[22]

[23]

[24]

[25]

[26]

© ISO/IEC 2003 – All rights reserved

Copyright International Organization for Standardization
Provided by IHS under license with ISO
No reproduction or networking permitted without license from IHS
Not for Resale

[27]

[28]

[29]

[30]

[31]

[32]

[33]

[34]

[35]

[36]

[37] NameTest ::= '*' | NCName ':' '*' | QName

[38]

[39] ExprWhitespace ::= S

NCName, QName and S are specified according to (xPath).

The subset specified for the `xPathFieldType` allows the selection of several description entities including attributes. In the following, the subset is defined by using the EBNF with corresponding line numbering to http://www.w3.org/TR/1999/REC-xpath-19991116:

xPathField := LocationPath (| LocationPath)*

[1] LocationPath ::= AbbreviatedRelativeLocationPath | RelativeLocationPath

[2]

[3] RelativeLocationPath ::= (Step '/')* (Step | ('@'|'attribute::') NameTest)

[4] Step ::= AxisSpecifier NodeTest | AbbreviatedStep

[5] AxisSpecifier ::= AxisName '::'

[6] AxisName ::= 'child'

[7] NodeTest ::= NameTest

[8]

[9]

[10]

[11] AbbreviatedRelativeLocationPath ::= AbbreviatedStep '//' RelativeLocationPath

[12] AbbreviatedStep ::= '.'

--`,,```,,,,````-`-`,,`,,`,`,,`---

Copyright International Organization for Standardization
Provided by IHS under license with ISO
No reproduction or networking permitted without license from IHS
Not for Resale
© ISO/IEC 2003 – All rights reserved

[13]

[14]

[15]

[16]

[17]

[18]

[19]

[20]

[21]

[22]

[23]

[24]

[25]

[26]

[27]

[28]

[29]

[30]

[31]

[32]

[33]

[34]

[35]

[36]

[37] NameTest ::= '*' | NCName ':' '*' | QName

[38]

[39] ExprWhitespace ::= S

NCName, QName and S are specified according to (xPath).

© ISO/IEC 2003 – All rights reserved

Copyright International Organization for Standardization
Provided by IHS under license with ISO
No reproduction or networking permitted without license from IHS
Not for Resale

Annex B
(normative)

Classification Schemes

B.1 Introduction

This clause specifies a set of classification schemes that may be used by applications using description tools specified in ISO/IEC 15938-5. Applications need not use these classification schemes, they can use proprietary or third party ones. However, if they choose to use the classification schemes defined in this clause, no modifications or extensions are allowed to these classification schemes. The classification schemes in this clause are specified using the `ClassificationScheme DS` defined in 7.3.2. See 7.3.2 for the syntax and semantics of the elements and attributes of classification schemes. All of the classification schemes defined in this clause are uniquely identified by a URN starting with the "`urn:mpeg:mpeg7:cs:`" namespace identifier, followed by the name of the classification scheme. For example, the URN "`urn:mpeg:mpeg7:cs:AudioDomainCS:2001`" identifies the classification scheme provided for `AudioDomain` values (in its 2001 version). See 7.3.2 for more details on the use of such URNs in classification schemes.

In some cases there are several classification schemes associated with a single descriptor. In such a case, any one of these classification schemes (as well as classification schemes not defined in this specification) may be used depending on the application domain.

The names of some classification schemes (e.g. for parental rating) include the name of organizations other than ISO. This is only to indicate and acknowledge the source of a classification scheme and the terms defined therein. This does not imply that the referenced organization is responsible for the maintenance of such a classification scheme (defined in ISO/IEC15938-5). Furthermore, ISO is not responsible for the maintenance of classification schemes produced by these other organizations.

B.2 Classification Schemes

B.2.1 ActionTypeCS

```
<ClassificationScheme uri="urn:mpeg:mpeg7:cs:ActionTypeCS:2001"
   domain="//UsageHistory/UserActionHistory/UserActionList/ActionType">
   <Term termID="1">
      <Name xml:lang="en">Audio-Video</Name>
      <Definition xml:lang="en">
         Actions Related to Audio and Video
      </Definition>
      <Term termID="1.1">
         <Name xml:lang="en">PlayRecording</Name>
         <Definition xml:lang="en">
            Play content from a recording
         </Definition>
      </Term>
      <Term termID="1.2">
         <Name xml:lang="en">PlayStream</Name>
         <Definition xml:lang="en">
            Play content from input stream
         </Definition>
      </Term>
      <Term termID="1.3">
         <Name xml:lang="en">Record</Name>
         <Definition xml:lang="en">
            Record input stream to local storage media
         </Definition>
```


© ISO/IEC 2003 – All rights reserved
Copyright International Organization for Standardization
Provided by IHS under license with ISO
No reproduction or networking permitted without license from IHS
Not for Resale

```
        </Term>
        <Term termID="1.4">
            <Name xml:lang="en">Preview</Name>
            <Definition xml:lang="en">
                View or listen to a summary of the input stream
            </Definition>
        </Term>
        <Term termID="1.5">
            <Name xml:lang="en">Pause</Name>
            <Definition xml:lang="en">
                Pause the input stream
            </Definition>
        </Term>
        <Term termID="1.6">
            <Name xml:lang="en">FastForward</Name>
            <Definition xml:lang="en">
                Fast forward the input stream
            </Definition>
        </Term>
        <Term termID="1.7">
            <Name xml:lang="en">Rewind</Name>
            <Definition xml:lang="en">
                Rewind the input stream
            </Definition>
        </Term>
        <Term termID="1.8">
            <Name xml:lang="en">SkipForward</Name>
            <Definition xml:lang="en">
                Skip forward over a portion of the input stream
            </Definition>
        </Term>
        <Term termID="1.9">
            <Name xml:lang="en">SkipBackward</Name>
            <Definition xml:lang="en">
                Skip backward over a portion of the input stream
            </Definition>
        </Term>
        <Term termID="1.10">
            <Name xml:lang="en">Mute</Name>
            <Definition xml:lang="en">
                Turn sound off
            </Definition>
        </Term>
        <Term termID="1.11">
            <Name xml:lang="en">VolumeUp</Name>
            <Definition xml:lang="en">
                Increase volume
            </Definition>
        </Term>
        <Term termID="1.12">
            <Name xml:lang="en">VolumeDown</Name>
            <Definition xml:lang="en">
                Reduce volume
            </Definition>
        </Term>
        <Term termID="1.13">
            <Name xml:lang="en">Repeat</Name>
            <Name xml:lang="en">Loop</Name>
            <Definition xml:lang="en">
                Repeat/loop (part of) the input stream
```

© ISO/IEC 2003 – All rights reserved

Copyright International Organization for Standardization
Provided by IHS under license with ISO
No reproduction or networking permitted without license from IHS
Not for Resale

```
            </Definition>
        </Term>
        <Term termID="1.14">
            <Name xml:lang="en">Shuffle</Name>
            <Definition xml:lang="en">
                Randomly select next track
            </Definition>
        </Term>
        <Term termID="1.15">
            <Name xml:lang="en">SkipToStart</Name>
            <Definition xml:lang="en">
                Go to the beginning of the input stream
            </Definition>
        </Term>
        <Term termID="1.16">
            <Name xml:lang="en">SkipToEnd</Name>
            <Definition xml:lang="en">
                Go to the end of the input stream
            </Definition>
        </Term>
        <Term termID="1.17">
            <Name xml:lang="en">CopyCD</Name>
            <Definition xml:lang="en">
                Copy all or parts of a CD
            </Definition>
        </Term>
    </Term>
    <Term termID="2">
        <Name xml:lang="en">Video</Name>
        <Definition xml:lang="en">
            Actions Related to Video
        </Definition>
        <Term termID="2.1">
            <Name xml:lang="en">Zoom</Name>
            <Definition xml:lang="en">
                Zoom (in) to the on-screen image or sequence
            </Definition>
        </Term>
        <Term termID="2.2">
            <Name xml:lang="en">SlowMotion</Name>
            <Definition xml:lang="en">
                View input stream in slow motion
            </Definition>
        </Term>
        <Term termID="2.3">
            <Name xml:lang="en">CCOn</Name>
            <Definition xml:lang="en">
                Closed caption is on
            </Definition>
        </Term>
        <Term termID="2.4">
            <Name xml:lang="en">StepForward</Name>
            <Definition xml:lang="en">
                Advance to next frame
        </Definition>
        </Term>
        <Term termID="2.5">
            <Name xml:lang="en">StepBackward</Name>
            <Definition xml:lang="en">
                Return to the previous frame
```


Copyright International Organization for Standardization
Provided by IHS under license with ISO
No reproduction or networking permitted without license from IHS
Not for Resale
© ISO/IEC 2003 – All rights reserved

```
        </Definition>
        </Term>
    </Term>
    <Term termID="3">
        <Name xml:lang="en">Data</Name>
        <Definition xml:lang="en">
            Actions Related to Miscellaneous Data
        </Definition>
        <Term termID="3.1">
            <Name xml:lang="en">ClickThrough</Name>
            <Definition xml:lang="en">
                Follow an available link
            </Definition>
        </Term>
        <Term termID="3.2">
            <Name xml:lang="en">ScrollUp</Name>
            <Definition xml:lang="en">
                Scroll up in a web page/composite page
            </Definition>
        </Term>
        <Term termID="3.3">
            <Name xml:lang="en">ScrollDown</Name>
            <Definition xml:lang="en">
                Scroll down in a web page/composite page
            </Definition>
        </Term>
        <Term termID="3.4">
            <Name xml:lang="en">ViewGuide</Name>
            <Definition xml:lang="en">
                View program/resource guide
            </Definition>
        </Term>
        <Term termID="3.5">
            <Name xml:lang="en">SavePage</Name>
            <Definition xml:lang="en">
                Save web page/composite page
            </Definition>
        </Term>
        <Term termID="3.6">
            <Name xml:lang="en">PrintPage</Name>
            <Definition xml:lang="en">
                Print web page/composite page
            </Definition>
        </Term>
        <Term termID="3.7">
            <Name xml:lang="en">Search</Name>
            <Definition xml:lang="en">
                Search the web or local resources
            </Definition>
        </Term>
        <Term termID="3.8">
            <Name xml:lang="en">SubmitForm</Name>
            <Definition xml:lang="en">
                Submit a form with requested information
            </Definition>
        </Term>
        <Term termID="3.9">
            <Name xml:lang="en">SubmitQuery</Name>
            <Definition xml:lang="en">
                Submit a query
```

© ISO/IEC 2003 – All rights reserved

Copyright International Organization for Standardization
Provided by IHS under license with ISO
No reproduction or networking permitted without license from IHS
Not for Resale

```
            </Definition>
        </Term>
        <Term termID="3.10">
            <Name xml:lang="en">Archive</Name>
            <Definition xml:lang="en">
                Archive content to persistent local storage media
            </Definition>
        </Term>
    </Term>
    <Term termID="4">
        <Name xml:lang="en">Commerce</Name>
        <Definition xml:lang="en">
            Actions Related to Commerce
        </Definition>
        <Term termID="4.1">
            <Name xml:lang="en">Buy</Name>
            <Definition xml:lang="en">
                Purchase a product or item
            </Definition>
        </Term>
        <Term termID="4.2">
            <Name xml:lang="en">AddToWishList</Name>
            <Definition xml:lang="en">
                Designate a product or item as possible future purchasing
                item
            </Definition>
        </Term>
        <Term termID="4.3">
            <Name xml:lang="en">AddToCart</Name>
            <Definition xml:lang="en">
                Designate a product or item as potential
            immediate purchase item
            </Definition>
        </Term>
    </Term>
</ClassificationScheme>
```

B.2.2 AffectTypeCS

```
<ClassificationScheme uri="urn:mpeg:mpeg7:cs:AffectTypeCS:2001"
    domain="//Affective/Type">
    <Term termID="interested">
        <Definition xml:lang="en-us">
            Indicates how interested audience is
        </Definition>
    </Term>
    <Term termID="excited">
        <Definition xml:lang="en-us">
            Indicates how excited audience is
        </Definition>
    </Term>
    <Term termID="bored">
        <Definition xml:lang="en-us">
            Indicates how bored audience is
        </Definition>
    </Term>
    <Term termID="surprised">
        <Definition xml:lang="en-us">
            Indicates how surprised audience is
```


Copyright International Organization for Standardization
Provided by IHS under license with ISO
No reproduction or networking permitted without license from IHS
Not for Resale
© ISO/IEC 2003 – All rights reserved

```
        </Definition>
    </Term>
    <Term termID="sad">
        <Definition xml:lang="en-us">
            Indicates how sad audience is
        </Definition>
    </Term>
    <Term termID="hateful">
        <Definition xml:lang="en-us">
            Indicates how hateful audience is
        </Definition>
    </Term>
    <Term termID="angry">
        <Definition xml:lang="en-us">
            Indicates how angry audience is
        </Definition>
    </Term>
    <Term termID="expectant">
        <Definition xml:lang="en-us">
            Indicates how expectant audience is
        </Definition>
    </Term>
    <Term termID="happy">
        <Definition xml:lang="en-us">
            Indicates how happy audience is
        </Definition>
    </Term>
    <Term termID="scared">
        <Definition xml:lang="en-us">
            Indicates how scared audience is
        </Definition>
    </Term>
    <Term termID="storyComplication">
        <Definition xml:lang="en-us">
            Indicates the intensity of the story complication
        </Definition>
    </Term>
    <Term termID="storyShape">
        <Definition xml:lang="en-us">
            Indicates how a story is developing along the story timeline.
            Its peak depicts the climax of the story
        </Definition>
    </Term>
</ClassificationScheme>
```

B.2.3 AudioCodingFormatCS

```
<ClassificationScheme uri="urn:mpeg:mpeg7:cs:AudioCodingFormatCS:2001"
    domain="//MediaInformation/MediaProfile/MediaFormat/AudioCoding/Format">
    <Term termID="1">
        <Name xml:lang="en">AC3</Name>
        <Definition xml:lang="en">Dolby AC3</Definition>
    </Term>
    <Term termID="2">
        <Name xml:lang="en">DTS</Name>
        <Definition xml:lang="en">Digital theatrical sound</Definition>
    </Term>
    <Term termID="3">
        <Name xml:lang="en">MPEG-1 Audio</Name>
```

© ISO/IEC 2003 – All rights reserved

Copyright International Organization for Standardization
Provided by IHS under license with ISO
No reproduction or networking permitted without license from IHS
Not for Resale

```
      <Definition xml:lang="en">MPEG-1 Audio Coding Format</Definition>
      <Term termID="3.1">
         <Name xml:lang="en">MPEG-1 Audio Layer I</Name>
      </Term>
      <Term termID="3.2">
         <Name xml:lang="en">MPEG-1 Audio Layer II</Name>
      </Term>
      <Term termID="3.3">
         <Name xml:lang="en">MPEG-1 Audio Layer III</Name>
      </Term>
   </Term>
   <Term termID="4">
      <Name xml:lang="en">MPEG-2 Audio</Name>
      <Definition xml:lang="en">MPEG-2 Audio Coding Format</Definition>
      <Term termID="4.1">
         <Name xml:lang="en">MPEG-2 Audio Low Sampling Rate</Name>
         <Term termID="4.1.1">
            <Name xml:lang="en">MPEG-2 Audio Low Sampling Rate Layer I</Name>
         </Term>
         <Term termID="4.1.2">
            <Name xml:lang="en">MPEG-2 Audio Low Sampling Rate Layer II</Name>
         </Term>
         <Term termID="4.1.3">
            <Name xml:lang="en">MPEG-2 Audio Low Sampling Rate Layer III</Name>
         </Term>
      </Term>
      <Term termID="4.2">
         <Name xml:lang="en">MPEG-2 Backward Compatible Multi-Channel</Name>
         <Definition xml:lang="en">MPEG-2 Backward Compatible</Definition>
         <Term termID="4.2.1">
            <Name xml:lang="en">
               MPEG-2 Backward Compatible Multi-Channel Layer I
            </Name>
         </Term>
         <Term termID="4.2.2">
            <Name xml:lang="en">
               MPEG-2 Backward Compatible multi-channel Layer II
            </Name>
         </Term>
         <Term termID="4.2.3">
            <Name xml:lang="en">
               MPEG-2 Backward Compatible multi-channel Layer III
            </Name>
         </Term>
      </Term>
      <Term termID="4.3">
         <Name xml:lang="en">MPEG-2 Audio AAC</Name>
         <Definition xml:lang="en">MPEG-2 Advanced Audio Coding</Definition>
         <Term termID="4.3.1">
            <Name xml:lang="en">MPEG-2 Audio AAC Low Complexity Profile</Name>
         </Term>
         <Term termID="4.3.2">
            <Name xml:lang="en">MPEG-2 Audio AAC Main Profile</Name>
         </Term>
         <Term termID="4.3.3">
            <Name xml:lang="en">
               MPEG-2 Audio AAC Sampling Rate Scaleable Profile
            </Name>
         </Term>
      </Term>
```


Copyright International Organization for Standardization
Provided by IHS under license with ISO
No reproduction or networking permitted without license from IHS
Not for Resale
© ISO/IEC 2003 – All rights reserved

```
        <Term termID="4.4">
            <Name xml:lang="en">MP3</Name>
            <Name xml:lang="en">
                MPEG-1 Layer III + MPEG-2 Low Sampling Rate Layer III III
            </Name>
            <Definition xml:lang="en">MP3 Audio Coding</Definition>
        </Term>
    </Term>
    <Term termID="5">
        <Name xml:lang="en">MPEG-4 Audio</Name>
        <Definition xml:lang="en">MPEG-4 Audio Coding Format</Definition>
        <Term termID="5.1">
            <Name xml:lang="en">MPEG-4 Audio Synthetic Profile</Name>
            <Term termID="5.1.1">
                <Name xml:lang="en">MPEG-4 Audio Synthetic Profile @ Level 1</Name>
            </Term>
            <Term termID="5.1.2">
                <Name xml:lang="en">MPEG-4 Audio Synthetic Profile @ Level 2</Name>
            </Term>
            <Term termID="5.1.3">
                <Name xml:lang="en">MPEG-4 Audio Synthetic Profile @ Level 3</Name>
            </Term>
        </Term>
        <Term termID="5.2">
            <Name xml:lang="en">MPEG-4 Audio Speech Profile</Name>
            <Term termID="5.2.1">
                <Name xml:lang="en">MPEG-4 Audio Speech Profile @ Level 1</Name>
            </Term>
            <Term termID="5.2.2">
                <Name xml:lang="en">MPEG-4 Audio Speech Profile @ Level 2</Name>
            </Term>
        </Term>
        <Term termID="5.3">
            <Name xml:lang="en">MPEG-4 Audio Scalable Profile</Name>
            <Term termID="5.3.1">
                <Name xml:lang="en">MPEG-4 Audio Scalable Profile @ Level 1</Name>
            </Term>
            <Term termID="5.3.2">
                <Name xml:lang="en">MPEG-4 Audio Scalable Profile @ Level 2</Name>
            </Term>
            <Term termID="5.3.3">
                <Name xml:lang="en">MPEG-4 Audio Scalable Profile @ Level 3</Name>
            </Term>
            <Term termID="5.3.4">
                <Name xml:lang="en">MPEG-4 Audio Scalable Profile @ Level 4</Name>
            </Term>
        </Term>
        <Term termID="5.4">
            <Name xml:lang="en">MPEG-4 Main Audio Profile</Name>
            <Term termID="5.4.1">
                <Name xml:lang="en">MPEG-4 Main Audio Profile @ Level 1</Name>
            </Term>
            <Term termID="5.4.2">
                <Name xml:lang="en">MPEG-4 Main Audio Profile @ Level 2</Name>
            </Term>
            <Term termID="5.4.3">
                <Name xml:lang="en">MPEG-4 Main Audio Profile @ Level 3</Name>
            </Term>
            <Term termID="5.4.4">
                <Name xml:lang="en">MPEG-4 Main Audio Profile @ Level 4</Name>
```

© ISO/IEC 2003 – All rights reserved

Copyright International Organization for Standardization
Provided by IHS under license with ISO
No reproduction or networking permitted without license from IHS
Not for Resale

```
            </Term>
        </Term>
        <Term termID="5.5">
            <Name xml:lang="en">MPEG-4 High Quality Audio Profile</Name>
            <Term termID="5.5.1">
                <Name xml:lang="en">MPEG-4 High Quality Audio Profile @ Level 1</Name>
            </Term>
            <Term termID="5.5.2">
                <Name xml:lang="en">MPEG-4 High Quality Audio Profile @ Level 2</Name>
            </Term>
            <Term termID="5.5.3">
                <Name xml:lang="en">MPEG-4 High Quality Audio Profile @ Level 3</Name>
            </Term>
            <Term termID="5.5.4">
                <Name xml:lang="en">MPEG-4 High Quality Audio Profile @ Level 4</Name>
            </Term>
            <Term termID="5.5.5">
                <Name xml:lang="en">MPEG-4 High Quality Audio Profile @ Level 5</Name>
            </Term>
            <Term termID="5.5.6">
                <Name xml:lang="en">MPEG-4 High Quality Audio Profile @ Level 6</Name>
            </Term>
            <Term termID="5.5.7">
                <Name xml:lang="en">MPEG-4 High Quality Audio Profile @ Level 7</Name>
            </Term>
            <Term termID="5.5.8">
                <Name xml:lang="en">MPEG-4 High Quality Audio Profile @ Level 8</Name>
            </Term>
        </Term>
        <Term termID="5.6">
            <Name xml:lang="en">MPEG-4 Low Delay Audio Profile</Name>
            <Term termID="5.6.1">
                <Name xml:lang="en">MPEG-4 Low Delay Audio Profile @ Level 1</Name>
            </Term>
            <Term termID="5.6.2">
                <Name xml:lang="en">MPEG-4 Low Delay Audio Profile @ Level 2</Name>
            </Term>
            <Term termID="5.6.3">
                <Name xml:lang="en">MPEG-4 Low Delay Audio Profile @ Level 3</Name>
            </Term>
            <Term termID="5.6.4">
                <Name xml:lang="en">MPEG-4 Low Delay Audio Profile @ Level 4</Name>
            </Term>
            <Term termID="5.6.5">
                <Name xml:lang="en">MPEG-4 Low Delay Audio Profile @ Level 5</Name>
            </Term>
            <Term termID="5.6.6">
                <Name xml:lang="en">MPEG-4 Low Delay Audio Profile @ Level 6</Name>
            </Term>
            <Term termID="5.6.7">
                <Name xml:lang="en">MPEG-4 Low Delay Audio Profile @ Level 7</Name>
            </Term>
            <Term termID="5.6.8">
                <Name xml:lang="en">MPEG-4 Low Delay Audio Profile @ Level 8</Name>
            </Term>
        </Term>
        <Term termID="5.7">
            <Name xml:lang="en">MPEG-4 Natural Audio Profile</Name>
            <Term termID="5.7.1">
                <Name xml:lang="en">MPEG-4 Natural Audio Profile @ Level 1</Name>
```


Copyright International Organization for Standardization
Provided by IHS under license with ISO
No reproduction or networking permitted without license from IHS
Not for Resale
© ISO/IEC 2003 – All rights reserved

```
            </Term>
            <Term termID="5.7.2">
               <Name xml:lang="en">MPEG-4 Natural Audio Profile @ Level 2</Name>
            </Term>
            <Term termID="5.7.3">
               <Name xml:lang="en">MPEG-4 Natural Audio Profile @ Level 3</Name>
            </Term>
            <Term termID="5.7.4">
               <Name xml:lang="en">MPEG-4 Natural Audio Profile @ Level 4</Name>
            </Term>
         </Term>
         <Term termID="5.8">
            <Name xml:lang="en">MPEG-4 Mobile Audio Internetworking Profile</Name>
            <Term termID="5.8.1">
               <Name xml:lang="en">
                  MPEG-4 Mobile Audio Internetworking Profile @ Level 1
               </Name>
            </Term>
            <Term termID="5.8.2">
               <Name xml:lang="en">
                  MPEG-4 Mobile Audio Internetworking Profile @ Level 2
               </Name>
            </Term>
            <Term termID="5.8.3">
               <Name xml:lang="en">
                  MPEG-4 Mobile Audio Internetworking Profile @ Level 3
               </Name>
            </Term>
            <Term termID="5.8.4">
               <Name xml:lang="en">
                  MPEG-4 Mobile Audio Internetworking Profile @ Level 4
               </Name>
            </Term>
            <Term termID="5.8.5">
               <Name xml:lang="en">
                  MPEG-4 Mobile Audio Internetworking Profile @ Level 5
               </Name>
            </Term>
            <Term termID="5.8.6">
               <Name xml:lang="en">
                  MPEG-4 Mobile Audio Internetworking Profile @ Level 6
               </Name>
            </Term>
         </Term>
      </Term>
      <Term termID="6">
         <Name xml:lang="en">AMR</Name>
         <Definition xml:lang="en">Advanced Multi Rate</Definition>
      </Term>
      <Term termID="7">
         <Name xml:lang="en">ITU-T G.72x</Name>
         <Definition xml:lang="en">ITU-T G.72x Speech Coding</Definition>
         <Term termID="7.1">
            <Name xml:lang="en">ITU-T G.723</Name>
            <Name xml:lang="en">ITU-T G.723.1</Name>
            <Definition xml:lang="en">ITU-T G.723 Speech Coding</Definition>
         </Term>
         <Term termID="7.2">
            <Name xml:lang="en">ITU-T G.726</Name>
            <Definition xml:lang="en">ITU-T G.726 Speech Coding</Definition>
```

© ISO/IEC 2003 – All rights reserved

Copyright International Organization for Standardization
Provided by IHS under license with ISO
No reproduction or networking permitted without license from IHS
Not for Resale

```
        </Term>
        <Term termID="7.3">
            <Name xml:lang="en">G.728</Name>
            <Definition xml:lang="en">ITU-T G.728 Speech Coding</Definition>
        </Term>
        <Term termID="7.4">
            <Name xml:lang="en">G.729</Name>
            <Definition xml:lang="en">ITU-T G.729 Speech Coding</Definition>
        </Term>
    </Term>
    <Term termID="8">
        <Name xml:lang="en">Linear PCM</Name>
        <Definition xml:lang="en">Linear Pulse Code Modulation</Definition>
    </Term>
    <Term termID="10">
        <Name xml:lang="en">ATRAC</Name>
        <Definition xml:lang="en">Adaptive Transform Acoustic Coding</Definition>
    </Term>
    <Term termID="11">
        <Name xml:lang="en">ATRAC2</Name>
        <Definition xml:lang="en">
            Adaptive Transform Acoustic Coding 2
        </Definition>
    </Term>
    <Term termID="12">
        <Name xml:lang="en">ATRAC3</Name>
        <Definition xml:lang="en">
            Adaptive Transform Acoustic Coding 3
        </Definition>
    </Term>
</ClassificationScheme>
```

B.2.4 AudioDefectsCS

```
<ClassificationScheme uri="urn:mpeg:mpeg7:cs:AudioDefectsCS:2001"
    domain="//MediaInformation/MediaProfile/MediaQuality/AudioDefects">
    <Term termID="1">
        <Name xml:lang="en">Noise</Name>
    </Term>
    <Term termID="2">
        <Name xml:lang="en">Pops</Name>
    </Term>
    <Term termID="3">
        <Name xml:lang="en">Hisses</Name>
    </Term>
    <Term termID="4">
        <Name xml:lang="en">Clicks</Name>
    </Term>
    <Term termID="5">
        <Name xml:lang="en">Others</Name>
    </Term>
</ClassificationScheme>
```


Copyright International Organization for Standardization
Provided by IHS under license with ISO
No reproduction or networking permitted without license from IHS
Not for Resale
© ISO/IEC 2003 – All rights reserved

B.2.5 AudioDomainCS

```
<ClassificationScheme                              uri="urn:mpeg:mpeg7:cs:AudioDomainCS"
domain="//MediaInformation/MediaProfile/MediaIdentification/AudioDomain">
    <Term termID="1">
        <Name xml:lang="en">Source</Name>
        <Definition xml:lang="en">Type of audio source</Definition>
        <Term termID="1.1">
            <Name xml:lang="en">Synthetic</Name>
        </Term>
        <Term termID="1.2">
            <Name xml:lang="en">Natural</Name>
        </Term>
    </Term>
    <Term termID="2">
        <Name xml:lang="en">Acquisition</Name>
        <Definition xml:lang="en">Type of Content</Definition>
        <Term termID="2.1">
            <Name xml:lang="en">Music</Name>
        </Term>
        <Term termID="2.2">
            <Name xml:lang="en">Speech</Name>
            <Name xml:lang="ja">Onsei</Name>
        </Term>
        <Term termID="2.3">
            <Name xml:lang="en">Mixed</Name>
        </Term>
        <Term termID="2.4">
            <Name xml:lang="en">Multi-track</Name>
        </Term>
    </Term>
    <Term termID="3">
        <Name xml:lang="en">Use</Name>
        <Definition xml:lang="en">Original usage domain</Definition>
        <Term termID="3.1">
            <Name xml:lang="en">Scientific</Name>
        </Term>
        <Term termID="3.2">
            <Name xml:lang="en">Medical</Name>
        </Term>
        <Term termID="3.3">
            <Name xml:lang="en">Security</Name>
        </Term>
        <Term termID="3.4">
            <Name xml:lang="en">Broadcast</Name>
        </Term>
        <Term termID="3.4">
            <Name xml:lang="en">CD-A distribution</Name>
        </Term>
    </Term>
</ClassificationScheme>
```

© ISO/IEC 2003 – All rights reserved

Copyright International Organization for Standardization
Provided by IHS under license with ISO
No reproduction or networking permitted without license from IHS
Not for Resale

B.2.6 AudioPresentationCS

```
<ClassificationScheme uri="urn:mpeg:mpeg7:cs:AudioPresentationCS:2001"
   domain="//MediaInformation/MediaProfile/MediaFormat/AudioCoding/Presentation">
   <Term termID="1">
      <Name xml:lang="en">no sound</Name>
      <Definition xml:lang="en">No sound</Definition>
   </Term>
   <Term termID="2">
      <Name xml:lang="en">mono</Name>
      <Definition xml:lang="en">Monographic sound</Definition>
   </Term>
   <Term termID="3">
      <Name xml:lang="en">stereo</Name>
      <Definition xml:lang="en">Stereographic sound</Definition>
   </Term>
   <Term termID="4">
      <Name xml:lang="en">surround</Name>
      <Definition xml:lang="en">Surround sound</Definition>
   </Term>
   <Term termID="5">
      <Name xml:lang="en">Home theater 5.1</Name>
      <Definition xml:lang="en">3/2/1 (L,C,R,Lside,Rside)</Definition>
   </Term>
   <Term termID="6">
      <Name xml:lang="en">Movie theater</Name>
      <Definition xml:lang="en">3/2/2 (L,C,R,Lside,Rside,Lrear,Rrear)
      </Definition>
   </Term>
</ClassificationScheme>
```

B.2.7 BoundaryTypeCS

```
<ClassificationScheme uri="urn:mpeg:mpeg7:cs:BoundaryTypeCS:2001"
   domain="//EditedMovingRegion/BoundaryType">
   <Term termID="no-boundary">
      <Name xml:lang="en">No boundary</Name>
      <Definition xml:lang="en-us">
         A region is called "no boundary" when no boundary is visible around the
         region.
      </Definition>
   </Term>
   <Term termID="thin-black">
      <Name xml:lang="en">Thin black</Name>
      <Definition xml:lang="en-us">
         The boundary of the region is a thin black line.
      </Definition>
   </Term>
   <Term termID="transparent">
      <Name xml:lang="en">transparent</Name>
      <Definition xml:lang="en-us">
         A transparent boundary lets the background visible.
      </Definition>
   </Term>
</ClassificationScheme>
```


Copyright International Organization for Standardization
Provided by IHS under license with ISO
No reproduction or networking permitted without license from IHS
Not for Resale
© ISO/IEC 2003 – All rights reserved

B.2.8 ContentCS

```
<ClassificationScheme uri="urn:mpeg:mpeg7:cs:ContentCS:2001"
   domain="//MediaInformation/MediaProfile/MediaFormat/Content">
   <Term termID="1">
      <Name xml:lang="en">Audio</Name>
      <Term termID="1.1">
         <Name xml:lang="en">Natural</Name>
      </Term>
      <Term termID="1.2">
         <Name xml:lang="en">Synthetic</Name>
      </Term>
   </Term>
   <Term termID="2">
      <Name xml:lang="en">Audiovisual</Name>
   </Term>
   <Term termID="3">
      <Name xml:lang="en">Scene</Name>
   </Term>
   <Term termID="4">
      <Name xml:lang="en">Visual</Name>
      <Term termID="4.1">
         <Name xml:lang="en">Image</Name>
      </Term>
      <Term termID="4.2">
         <Name xml:lang="en">Video</Name>
      </Term>
      <Term termID="4.3">
         <Name xml:lang="en">Graphics</Name>
      </Term>
   </Term>
</ClassificationScheme>
```

B.2.9 DisseminationFormatCS

```
<ClassificationScheme uri="urn:mpeg:mpeg7:cs:DisseminationFormatCS:2001"
   domain="//CreationInformation/RelatedMaterial/DisseminationFormat
   //UsageInformation/Availability/Dissemination/DisseminationFormat
   //UserPreferences/FilteringAndSearchPreferences/SourcePreferences/DisseminationFo
rmat">
   <Term termID="1">
      <Name xml:lang="en">Terrestrial</Name>
      <Definition xml:lang="en">
         Publication available through a terrestrial
         channel
      </Definition>
   </Term>
   <Term termID="2">
      <Name xml:lang="en">Cable</Name>
      <Definition xml:lang="en">
         Publication available through cable
      </Definition>
   </Term>
   <Term termID="3">
      <Name xml:lang="en">Satellite</Name>
      <Definition xml:lang="en">
         Publication available through satellite
      </Definition>
   </Term>
```

--`,,```,,,,````-`-`,,`,,`,`,,`---

© ISO/IEC 2003 – All rights reserved

Copyright International Organization for Standardization
Provided by IHS under license with ISO
No reproduction or networking permitted without license from IHS
Not for Resale

```
<Term termID="4">
   <Name xml:lang="en">Internet</Name>
   <Definition xml:lang="en">
      Publication available through the Internet
   </Definition>
</Term>
<Term termID="5">
   <Name xml:lang="en">Print</Name>
   <Definition xml:lang="en">
      Publication available in print form
   </Definition>
</Term>
<Term termID="6">
   <Name xml:lang="en">Optical Media</Name>
   <Definition xml:lang="en">
      Publication stored on optical storage medium
   </Definition>
   <Term termID="6.1">
      <Name xml:lang="en">CD</Name>
      <Definition xml:lang="en">
         Publication stored on Compact Disk
      </Definition>
   </Term>
   <Term termID="6.2">
      <Name xml:lang="en">LaserDisc</Name>
      <Name xml:lang="en">LD</Name>
      <Definition xml:lang="en">
         Publication stored on LaserDisc
      </Definition>
   </Term>
   <Term termID="6.3">
      <Name xml:lang="en">DVD</Name>
      <Definition xml:lang="en">
         Publication stored on DVD
      </Definition>
   </Term>
</Term>
<Term termID="7">
   <Name xml:lang="en">Magnetic Media</Name>
   <Definition xml:lang="en">
      Publication stored on magnetic storage medium
   </Definition>
   <Term termID="7.1">
      <Name xml:lang="en">Magnetic Disk</Name>
      <Definition xml:lang="en">
         Publication stored on magnetic disk
      </Definition>
      <Term termID="7.1.1">
         <Name xml:lang="en">HardDisk</Name>
         <Name xml:lang="en">HD</Name>
         <Definition xml:lang="en">
            Publication stored on hard disk
         </Definition>
      </Term>
      <Term termID="7.1.2">
         <Name xml:lang="en">Floppy</Name>
         <Definition xml:lang="en">
            Publication stored on 3.5-in. floppy disk
         </Definition>
      </Term>
```


Copyright International Organization for Standardization
Provided by IHS under license with ISO
No reproduction or networking permitted without license from IHS
Not for Resale
© ISO/IEC 2003 – All rights reserved

```
            <Term termID="7.1.3">
               <Name xml:lang="en">Zip</Name>
               <Definition xml:lang="en">
                  Publication stored on Zip disk
               </Definition>
            </Term>
            <Term termID="7.1.4">
               <Name xml:lang="en">Jaz</Name>
               <Definition xml:lang="en">
                  Publication stored on Jaz disk
               </Definition>
            </Term>
            <Term termID="7.1.5">
               <Name xml:lang="en">SuperDISK</Name>
               <Definition xml:lang="en">
                  Publication stored on SuperDISK
               </Definition>
            </Term>
         </Term>
         <Term termID="7.2">
            <Name xml:lang="en">Magnetic Tape</Name>
            <Definition xml:lang="en">
               Publication stored on magnetic tape
            </Definition>
            <Term termID="7.2.1">
               <Name xml:lang="en">VHS</Name>
               <Definition xml:lang="en">
                  Publication stored on VHS tape
               </Definition>
            </Term>
            <Term termID="7.2.2">
               <Name xml:lang="en">VHS-C</Name>
               <Definition xml:lang="en">
                  Publication stored on VHS-C tape
               </Definition>
            </Term>
            <Term termID="7.2.3">
               <Name xml:lang="en">BetaMax</Name>
               <Definition xml:lang="en">
                  Publication stored on BetaMax tape
               </Definition>
            </Term>
            <Term termID="7.2.4">
               <Name xml:lang="en">BetaCam</Name>
               <Definition xml:lang="en">
                  Publication stored on BetaCam tape
               </Definition>
            </Term>
            <Term termID="7.2.5">
               <Name xml:lang="en">D1</Name>
               <Definition xml:lang="en">
                  Publication stored on D1 tape
               </Definition>
            </Term>
            <Term termID="7.2.6">
               <Name xml:lang="en">D2</Name>
               <Definition xml:lang="en">
                  Publication stored on D2(uncompressed composite SDTV)
                  tape
               </Definition>
```

© ISO/IEC 2003 – All rights reserved

Copyright International Organization for Standardization
Provided by IHS under license with ISO
No reproduction or networking permitted without license from IHS
Not for Resale

```
            </Term>
            <Term termID="7.2.7">
               <Name xml:lang="en">D3</Name>
               <Definition xml:lang="en">
                  Publication stored on D3(uncompressed composite SDTV)
                  tape
               </Definition>
            </Term>
            <Term termID="7.2.8">
               <Name xml:lang="en">D5</Name>
               <Definition xml:lang="en">
                  Publication stored on D5(uncompressed composite SDTV)
                  tape
               </Definition>
            </Term>
            <Term termID="7.2.9">
               <Name xml:lang="en">HD-D5</Name>
               <Definition xml:lang="en">
                  Publication stored on HD-D5(compressed component HDTV)
                  tape
               </Definition>
            </Term>
            <Term termID="7.2.10">
               <Name xml:lang="en">D6</Name>
               <Definition xml:lang="en">
                  Publication stored on D6(uncompressed composite HDTV)
                  tape
               </Definition>
            </Term>
            <Term termID="7.2.11">
               <Name xml:lang="en">D7</Name>
               <Definition xml:lang="en">
                  Publication stored on D7(compressed component SDTV,
                  DVCPRO, DVCPRO50) tape
               </Definition>
            </Term>
            <Term termID="7.2.12">
               <Name xml:lang="en">D9</Name>
               <Definition xml:lang="en">
                  Publication stored on D9(compressed component SDTV, DV
                  based, Digital-S) tape
               </Definition>
            </Term>
            <Term termID="7.2.13">
               <Name xml:lang="en">D10</Name>
               <Definition xml:lang="en">
                  Publication stored on D10(BetaCAM IMX,
                  compressed component SDTV, MPEG2 422 profile) tape
               </Definition>
            </Term>
            <Term termID="7.2.14">
               <Name xml:lang="en">D11</Name>
               <Definition xml:lang="en">
                  Publication stored on D11(HDCAM, compressed component
                  HDTV) tape
               </Definition>
            </Term>
            <Term termID="7.2.15">
               <Name xml:lang="en">D12</Name>
               <Definition xml:lang="en">
```


--`,,```,,,,````-`-`,,`,,`,`,,`---
© ISO/IEC 2003 – All rights reserved
Copyright International Organization for Standardization
Provided by IHS under license with ISO
No reproduction or networking permitted without license from IHS
Not for Resale

```
            Publication stored on D12(DVCPRO/HD, compressed
            component HDTV, DV based) tape
        </Definition>
    </Term>
    <Term termID="7.2.16">
        <Name xml:lang="en">BetaCAM SX</Name>
        <Definition xml:lang="en">
            Publication stored on BetaCAM SX(compressed component
            SDTV, MPEG2 422profile) tape
        </Definition>
    </Term>
    <Term termID="7.2.17">
        <Name xml:lang="en">1-inch HDTV</Name>
        <Definition xml:lang="en">
            Publication stored on 1-inch HDTV(uncompressed
            component HDTV) tape
        </Definition>
    </Term>
    <Term termID="7.2.18">
        <Name xml:lang="en">8mm</Name>
        <Definition xml:lang="en">
            Publication stored on 8mm tape
        </Definition>
    </Term>
    <Term termID="7.2.19">
        <Name xml:lang="en">DV</Name>
        <Definition xml:lang="en">
            Publication stored on Digital Video tape
        </Definition>
    </Term>
    <Term termID="7.2.20">
        <Name xml:lang="en">DVCPRO</Name>
        <Definition xml:lang="en">
            Publication stored on DVCPRO (compressed component
            SDTV, DV based) tape
        </Definition>
    </Term>
    <Term termID="7.2.21">
        <Name xml:lang="en">DVCPRO50</Name>
        <Definition xml:lang="en">
            Publication stored on DVCPRO50 (compressed component
            SDTV, DV based) tape
        </Definition>
    </Term>
    <Term termID="7.2.22">
        <Name xml:lang="en">DVCPRO/P</Name>
        <Definition xml:lang="en">
            Publication stored on DVCPRO/P (compressed component
            SDTV, DV based, progressive) tape
        </Definition>
    </Term>
    <Term termID="7.2.23">
        <Name xml:lang="en">DVCAM</Name>
        <Definition xml:lang="en">
            Publication stored on DVCAM (compressed component SDTV,
            ISO/IEC DIF compliant) tape
        </Definition>
    </Term>
    <Term termID="7.2.24">
        <Name xml:lang="en">Digital BetaCAM</Name>
```

© ISO/IEC 2003 – All rights reserved

Copyright International Organization for Standardization
Provided by IHS under license with ISO
No reproduction or networking permitted without license from IHS
Not for Resale

```
            <Definition xml:lang="en">
               Publication stored on Digital BetaCAM(comressed
               component SDTV) tape
            </Definition>
         </Term>
         <Term termID="7.2.25">
            <Name xml:lang="en">CassetteTape</Name>
            <Definition xml:lang="en">
               Publication stored on Audio Cassette Tape
            </Definition>
         </Term>
         <Term termID="7.2.26">
            <Name xml:lang="en">DAT</Name>
            <Definition xml:lang="en">
               Publication stored on Digital Audio Tape
            </Definition>
         </Term>
      </Term>
   </Term>
   <Term termID="8">
      <Name xml:lang="en">Magneto-Optical Media</Name>
      <Definition xml:lang="en">
         Publication stored on magneto-optical media
      </Definition>
      <Term termID="8.1">
         <Name xml:lang="en">MiniDisc</Name>
         <Name xml:lang="en">MD</Name>
         <Definition xml:lang="en">
            Publication stored on MiniDisc
         </Definition>
      </Term>
      <Term termID="8.2">
         <Name xml:lang="en">MO Disc</Name>
         <Definition xml:lang="en">
            Publication stored on MO Disc
         </Definition>
      </Term>
   </Term>
   <Term termID="9">
      <Name xml:lang="en">Solid State Memory</Name>
      <Definition xml:lang="en">
         Publication stored on solid-state memory
      </Definition>
      <Term termID="9.1">
         <Name xml:lang="en">Flash Memory</Name>
         <Definition xml:lang="en">
            Publication stored on flash memory
         </Definition>
         <Term termID="9.1.1">
            <Name xml:lang="en">FlashCard</Name>
            <Definition xml:lang="en">
               Publication stored on FlashCard
            </Definition>
         </Term>
         <Term termID="9.1.2">
            <Name xml:lang="en">MemoryStick</Name>
            <Definition xml:lang="en">
               Publication stored on MemoryStick
            </Definition>
         </Term>
```


Copyright International Organization for Standardization
Provided by IHS under license with ISO
No reproduction or networking permitted without license from IHS
Not for Resale
© ISO/IEC 2003 – All rights reserved

```
            <Term termID="9.1.3">
               <Name xml:lang="en">SD Memory Card</Name>
               <Definition xml:lang="en">
                  Publication stored on SD Memory Card
               </Definition>
                  </Term>
            <Term termID="9.1.4">
               <Name xml:lang="en">SmartMedia</Name>
               <Definition xml:lang="en">
                  Publication stored on SmartMedia
               </Definition>
            </Term>
            <Term termID="9.1.5">
               <Name xml:lang="en">CompactFlash</Name>
               <Definition xml:lang="en">
                  Publication stored on CompactFlash
               </Definition>
            </Term>
         </Term>
      </Term>
      <Term termID="10">
         <Name xml:lang="en">Vinyl Record</Name>
         <Definition xml:lang="en">
            Publication stored on vinyl record
         </Definition>
         <Term termID="10.1">
            <Name xml:lang="en">33</Name>
            <Name xml:lang="en">LP</Name>
            <Definition xml:lang="en">
               Publication stored on 33RPM vinyl record
            </Definition>
         </Term>
         <Term termID="10.2">
            <Name xml:lang="en">45</Name>
            <Definition xml:lang="en">
               Publication stored on 45RPM vinyl record
            </Definition>
         </Term>
         <Term termID="10.3">
            <Name xml:lang="en">78</Name>
            <Definition xml:lang="en">
               Publication stored on 78RPM vinyl record
            </Definition>
         </Term>
      </Term>
</ClassificationScheme>
```

B.2.10 EvolutionTypeCS

```
<ClassificationScheme uri="urn:mpeg:mpeg7:cs:EvolutionTypeCS:2001"
   domain="//AnalyticTransition/EvolutionType">
   <Term termID="Cut">
      <Name xml:lang="en">Cut</Name>
      <Definition xml:lang="en-us">
         A cut is an abrupt transition between two edited video segments.
         When the transition is a cut, the duration of the video segment
         representing the transition is 0.
      </Definition>
   </Term>
```

--`,,```,,,,````-`-`,,`,,`,`,,`---

© ISO/IEC 2003 – All rights reserved

Copyright International Organization for Standardization
Provided by IHS under license with ISO
No reproduction or networking permitted without license from IHS
Not for Resale

```
    <Term termID="AnalogResidualCut">
       <Name xml:lang="en">Analog-Residual-Cut</Name>
       <Definition xml:lang="en-us">
          The transition is a cut that was not intended to be visible.
          Analog residual cuts are used to introduce gradual transition
          segments, or are caused by fixing the film when some frames of a
          movie have burnt in the projector. Sometimes, these cuts induce a
          change of luminosity and so they may be detectable.
       </Definition>
    </Term>
    <Term termID="Gradual">
       <Name xml:lang="en">Gradual</Name>
       <Definition xml:lang="en-us">
          The transition evolves progressively from an edited video segment
          to another one. A gradual transition can be a fade, a dissolve, or
          a wipe, among others.
       </Definition>
    </Term>
    <Term termID="Cross-dissolve">
       <Name xml:lang="en">Cross-dissolve</Name>
       <Definition xml:lang="en-us">
          The pixels values of the current frame are modified progressively
          to obtain the values of the pixels of the next frame.
       </Definition>
    </Term>
    <Term termID="Fade-in">
       <Name xml:lang="en">Fade in</Name>
       <Definition xml:lang="en-us">
          The pixels values of the current frame are modified progressively
          to obtain the values of the pixels of the next frame. The evolution
          is made from a flat color to a complex scene.
       </Definition>
    </Term>
    <Term termID="Fade-out">
       <Name xml:lang="en">Fade out</Name>
       <Definition xml:lang="en-us">
          The pixels values of the current frame are modified progressively
          to obtain the values of the pixels of the next frame. The evolution
          is made from a scene to a flat color.
       </Definition>
    </Term>
    <Term termID="IrisOpen">
       <Name xml:lang="en">Iris Opening</Name>
       <Definition xml:lang="en-us">
          The pixels of the new frame replace progressively the pixel of the
          current one. At the beginning the new pixels appear in a circle
          centered on the screen. The circle grows progressively taking all
          the screen and showing the new frame.
       </Definition>
    </Term>
    <Term termID="IrisClose">
    <Name xml:lang="en">Iris Closing</Name>
       <Definition xml:lang="en-us">
          The pixels of the new frame replace progressively the pixel of the
          current one. At the beginning, the new pixels appear out of a
          circle centered on the screen. The circle decreases progressively
          until it disappears from the screen only the new frame can then be
          seen.
       </Definition>
    </Term>
```


Copyright International Organization for Standardization
Provided by IHS under license with ISO
No reproduction or networking permitted without license from IHS
Not for Resale
© ISO/IEC 2003 – All rights reserved

```
    <Term termID="Wipe">
       <Name xml:lang="en">Wipe</Name>
       <Definition xml:lang="en-us">
          The pixels of the new frame appear progressively behind a line
          which crosses the whole screen on several consecutive frames.
       </Definition>
    </Term>
    <Term termID="Push">
       <Name xml:lang="en">Push wipe</Name>
       <Definition xml:lang="en-us">
          The pixels of the new frame appear progressively behind a line
          which crosses the whole screen on several consecutive frames. The
          last frames of the previous shot are moved out of the screen while
          the first frames of the new shot are moved in. Visually, the new
          frame seems to "push" the current one.
       </Definition>
    </Term>
</ClassificationScheme>
```

B.2.11 FileFormatCS

```
<ClassificationScheme uri="urn:mpeg:mpeg7:cs:FileFormatCS:2001"
   domain="//MediaInformation/MediaProfile/MediaFormat/FileFormat">
   <Term termID="1">
      <Name xml:lang="en">jpeg</Name>
      <Name xml:lang="en">jpg</Name>
      <Name xml:lang="en">jfif</Name>
      <Definition xml:lang="en">JPEG file format</Definition>
   </Term>
   <Term termID="2">
      <Name xml:lang="en">JPEG 2000</Name>
      <Definition xml:lang="en">JPEG 2000 file format</Definition>
   </Term>
   <Term termID="3">
      <Name xml:lang="en">mpeg</Name>
      <Name xml:lang="en">mpg</Name>
      <Definition xml:lang="en">MPEG file format</Definition>
   </Term>
   <Term termID="4">
      <Name xml:lang="en">mp3</Name>
      <Definition xml:lang="en">MP3 audio format</Definition>
   </Term>
   <Term termID="5">
      <Name xml:lang="en">mp4</Name>
      <Definition xml:lang="en">MPEG-4 file format</Definition>
   </Term>
   <Term termID="6">
      <Name xml:lang="en">dv</Name>
      <Definition xml:lang="en">Digital video format</Definition>
   </Term>
   <Term termID="7">
      <Name xml:lang="en">avi</Name>
      <Definition xml:lang="en">Audio video interleaved format</Definition>
   </Term>
   <Term termID="8">
      <Name xml:lang="en">bdf</Name>
      <Definition xml:lang="en">Bitmap distribution format</Definition>
   </Term>
   <Term termID="9">
```

© ISO/IEC 2003 – All rights reserved

Copyright International Organization for Standardization
Provided by IHS under license with ISO
No reproduction or networking permitted without license from IHS
Not for Resale

```
        <Name xml:lang="en">wav</Name>
        <Definition xml:lang="en">Digital audio file</Definition>
    </Term>
    <Term termID="10">
        <Name xml:lang="en">zip</Name>
        <Definition xml:lang="en">Compressed binary file format</Definition>
    </Term>
    <Term termID="11">
        <Name xml:lang="en">bmp</Name>
        <Definition xml:lang="en">Microsoft Windows bitmap format</Definition>
    </Term>
    <Term termID="12">
        <Name xml:lang="en">gif</Name>
        <Definition xml:lang="en">Graphics interchange format</Definition>
    </Term>
    <Term termID="13">
        <Name xml:lang="en">photocd</Name>
        <Definition xml:lang="en">Kodak PhotoCD image format</Definition>
    </Term>
    <Term termID="14">
        <Name xml:lang="en">ppm</Name>
        <Definition xml:lang="en">Portable pixmap format</Definition>
    </Term>
    <Term termID="15">
        <Name xml:lang="en">png</Name>
        <Definition xml:lang="en">Portable network graphic format</Definition>
    </Term>
    <Term termID="16">
        <Name xml:lang="en">quicktime</Name>
        <Definition xml:lang="en">QuickTime</Definition>
    </Term>
    <Term termID="17">
        <Name xml:lang="en">spiff</Name>
        <Definition xml:lang="en">Still picture interchange format</Definition>
    </Term>
    <Term termID="18">
        <Name xml:lang="en">tiff</Name>
        <Definition xml:lang="en">Tag image file format</Definition>
    </Term>
    <Term termID="19">
        <Name xml:lang="en">asf</Name>
        <Definition xml:lang="en">Advanced streaming format</Definition>
    </Term>
    <Term termID="20">
        <Name xml:lang="en">iff</Name>
        <Definition xml:lang="en">Interchange file format</Definition>
    </Term>
    <Term termID="21">
        <Name xml:lang="en">miff</Name>
        <Definition xml:lang="en">Machine independent file format</Definition>
    </Term>
    <Term termID="22">
        <Name xml:lang="en">pcx</Name>
        <Definition xml:lang="en">PC paintbrush file format</Definition>
    </Term>
</ClassificationScheme>
```


Copyright International Organization for Standardization
Provided by IHS under license with ISO
No reproduction or networking permitted without license from IHS
Not for Resale
© ISO/IEC 2003 – All rights reserved

B.2.12 FormatCS

```
<ClassificationScheme uri="urn:mpeg:mpeg7:cs:FormatCS:2001"
   domain="//CreationInformation/Classification/Form">
   <Header xsi:type="DescriptionMetadataType">
      <Comment>
         <FreeTextAnnotation  xml:lang="en">
            This dimension is used to classify programs as to their formal
            structure; in other words: how does the program look, regardless of the
            subject and/or genre with which the program is dealing.
         </FreeTextAnnotation>
      </Comment>
   </Header>

   <Term termID="1">
      <Name xml:lang="en">Non-fiction</Name>
      <Definition xml:lang="en">
         All programs dealing with facts, situations,
         opinions, theories and forecasts</Definition>
      <Term termID="1.1">
         <Name xml:lang="en">Bulletin</Name>
         <Definition xml:lang="en">Program with formal desk presentation,
            usually interspersed with visual material.</Definition>
      </Term>
      <Term termID="1.2">
         <Name xml:lang="en">Sport news</Name>
      </Term>
      <Term termID="1.3">
      <Name xml:lang="en">Magazine</Name>
      <Definition xml:lang="en">
         Program consisting of separate items which has at least one common
         quality and presented under one main heading.</Definition>
      </Term>
      <Term termID="1.4">
         <Name xml:lang="en">Sport magazine</Name>
      </Term>
      <Term termID="1.5">
         <Name xml:lang="en">Commented event</Name>
         <Definition xml:lang="en">An outside event covered by the
            broadcaster and with an accompanying commentary, and
            transmitted live or deferred (within 24 hours)
         </Definition>
      </Term>
      <Term termID="1.6">
         <Name xml:lang="en">Documentary</Name>
         <Definition xml:lang="en">Program concerning a single theme,
            involving descriptive and/or interpretative commentaries,
            illustrations, interviews, statements, photos or other
            documentation.
         </Definition>
      </Term>
      <Term termID="1.7">
         <Name xml:lang="en">Discussion/Interview/Debate</Name>
         <Definition xml:lang="en">Mainly verbal program in which more than
            one person participates.
         </Definition>
      </Term>
      <Term termID="1.8">
         <Name xml:lang="en">Lecture/Speech/Presentation</Name>
         <Definition xml:lang="en">Mainly verbal program in which only one
```

--`,,```,,,,````-`-`,,`,,`,`,,`---

© ISO/IEC 2003 – All rights reserved

Copyright International Organization for Standardization
Provided by IHS under license with ISO
No reproduction or networking permitted without license from IHS
Not for Resale

```
            person participates.
         </Definition>
      </Term>
      <Term termID="1.9">
         <Name xml:lang="en">Textual (incl. relayed teletext)</Name>
         <Definition xml:lang="en">Program consisting only of alphanumerical
            information.</Definition>
      </Term>
      <Term termID="1.10">
         <Name xml:lang="en">Phone-in</Name>
      </Term>
      <Term termID="1.11">
         <Name xml:lang="en">Theatre/Cinema</Name>
         <Definition xml:lang="en">Program about subject concerning the
            world of film and cinema, e.g. preview of recent films
         </Definition>
      </Term>
      <Term termID="1.12">
         <Name xml:lang="en">Advertising</Name>
         <Definition xml:lang="en">Program about (the world of) advertising,
            e.g. interview with advertising people
         </Definition>
      </Term>
      <Term termID="1.13">
         <Name xml:lang="en">Arts/Culture magazine</Name>
      </Term>
      <Term termID="1.14">
         <Name xml:lang="en">Factual topics</Name>
      </Term>
   </Term>
   <Term termID="2">
      <Name xml:lang="en">Drama</Name>
      <Definition xml:lang="en">Program consisting of a prose or verse
         composition telling a story, for performance by actors, puppets or
         in animated form
      </Definition>
      <Term termID="2.1">
         <Name xml:lang="en">Performed drama</Name>
         <Definition xml:lang="en">
            Program consisting of a dramatic work, performed
            by live actors
         </Definition>
      </Term>
      <Term termID="2.2">
         <Name xml:lang="en">Readings</Name>
         <Definition xml:lang="en">
            Programs consisting of readings of poems, stories
            or other literary works
         </Definition>
      </Term>
      <Term termID="2.3">
         <Name xml:lang="en">Drama with puppets</Name>
         <Definition xml:lang="en">Program consisting of a dramatic work,
            performed with puppets (e.g. The Muppet Show)
         </Definition>
      </Term>
      <Term termID="2.4">
         <Name xml:lang="en">Animated drama</Name>
         <Definition xml:lang="en">Program consisting of a dramatic work,
            presented as an animation (e.g. The Flintstones)
```


Copyright International Organization for Standardization
Provided by IHS under license with ISO
No reproduction or networking permitted without license from IHS
Not for Resale
© ISO/IEC 2003 – All rights reserved

```
            </Definition>
        </Term>
    </Term>
    <Term termID="3">
        <Name xml:lang="en">Entertainment</Name>
        <Term termID="3.1">
            <Name xml:lang="en">Hosted show</Name>
            <Definition xml:lang="en">Program that can be regarded neither as
                non-fiction nor as drama or music/dance and usually of a
                light entertainment character in which one or more persons
                fulfill the role of presenter, host, quiz or games master,
                announcer, chairperson or speaker.
            </Definition>
        </Term>
        <Term termID="3.2">
            <Name xml:lang="en">Panel-show</Name>
            <Definition xml:lang="en">Program that can be regarded neither as
                non-fiction nor as drama or concert and normally of a light
                entertainment character in which is presented by a more or
                less fixed group of people (panel)
            </Definition>
        </Term>
        <Term termID="3.3">
            <Name xml:lang="en">Non-hosted show</Name>
        </Term>
        <Term termID="3.4">
            <Name xml:lang="en">Standup comedian(s)</Name>
                <Definition xml:lang="en">Program performed by a single, a
                    pair or a group of comedians</Definition>
        </Term>
        <Term termID="3.5">
            <Name xml:lang="en">Solo performance</Name>
            <Definition xml:lang="en">Musical performance by one or more
                soloists accompanied by an ensemble
            </Definition>
        </Term>
        <Term termID="3.6">
            <Name xml:lang="en">Small ensemble performance</Name>
            <Definition xml:lang="en">Musical performance by ensemble of less
                than 7 performers</Definition>
        </Term>
        <Term termID="3.7">
            <Name xml:lang="en">Orchestral</Name>
            <Definition xml:lang="en">Musical performance by ensemble of more
                than 7 performers</Definition>
        </Term>
        <Term termID="3.8">
            <Name xml:lang="en">Choral music</Name>
        </Term>
        <Term termID="3.9">
            <Name xml:lang="en">Theatrical music</Name>
            <Definition xml:lang="en">Performance by vocalists and musicians in
                 a theatrical work
            </Definition>
        </Term>
        <Term termID="3.10">
            <Name xml:lang="en">Mixed music</Name>
        </Term>
        <Term termID="3.11">
            <Name xml:lang="en">Music</Name>
```

© ISO/IEC 2003 – All rights reserved

Copyright International Organization for Standardization
Provided by IHS under license with ISO
No reproduction or networking permitted without license from IHS
Not for Resale

```
            <Definition xml:lang="en">Program about a musical subject (e.g.
               a biography of Mozart)</Definition>
         </Term>
         <Term termID="3.12">
            <Name xml:lang="en">Serious music</Name>
         </Term>
         <Term termID="3.13">
         <Name xml:lang="en">Classical music</Name>
         </Term>
      </Term>
      <Term termID="4">
         <Name xml:lang="en">Ballet</Name>
         <Definition xml:lang="en">TV programs (predominantly) consisting of
            ballet</Definition>
         <Term termID="4.1">
            <Name xml:lang="en">Ballet</Name>
            <Definition xml:lang="en">Program performed by (ballet) dancers
               (e.g. The Swan Lake, Jazz Ballet, and so forth)</Definition>
         </Term>
      </Term>
      <Term termID="5">
         <Name xml:lang="en">Dance</Name>
         <Definition xml:lang="en">TV programs (predominantly) consisting of
            dance</Definition>
         <Term termID="5.1">
            <Name xml:lang="en">Dance</Name>
         </Term>
      </Term>
</ClassificationScheme>
```

B.2.13 GenreCS

```
<ClassificationScheme uri="urn:mpeg:mpeg7:cs:GenreCS:2001"
   domain="//CreationInformation/Classification/Genre">
   <Header xsi:type="DescriptionMetadataType">
      <Comment>
         <FreeTextAnnotation xml:lang="en">
            This dimension is used to classify programs according to their content
            or  Subject matter. This CS can be used for main genre (e.g. sports) and
            sub-theme (e.g. magazine show).
         </FreeTextAnnotation>
      </Comment>
   </Header>

   <Term termID="1">
      <Name xml:lang="en">Information</Name>
      <Term termID="1.1">
         <Name xml:lang="en">Pure information</Name>
         <Term termID="1.1.1">
            <Name xml:lang="en">Infotainment</Name>
            <Definition xml:lang="en">Programs intended primarily to
               entertain, but which also contain substantial
               informative elements
            </Definition>
         </Term>
         <Term termID="1.1.2">
            <Name xml:lang="en">Advice</Name>
            <Definition xml:lang="en">Program intended to advise about
               matters of personal interest, such as consumer prices
```


Copyright International Organization for Standardization
Provided by IHS under license with ISO
No reproduction or networking permitted without license from IHS
Not for Resale
© ISO/IEC 2003 – All rights reserved

```
                and quality, financial matters, health, or, for the
                interest of special groups, weather or traffic
                information.
            </Definition>
        </Term>
        <Term termID="1.1.3">
            <Name xml:lang="en">Politics/the Diet</Name>
        </Term>
        <Term termID="1.1.4">
            <Name xml:lang="en">Economy/Market conditions</Name>
        </Term>
        <Term termID="1.1.5">
            <Name xml:lang="en">Overseas/International</Name>
        </Term>
        <Term termID="1.1.6">
            <Name xml:lang="en">Commentary</Name>
        </Term>
        <Term termID="1.1.7">
            <Name xml:lang="en">Debates/Conferences</Name>
        </Term>
        <Term termID="1.1.8">
            <Name xml:lang="en">Social issues</Name>
        </Term>
        <Term termID="1.1.9">
            <Name xml:lang="en">Economics advisory</Name>
        </Term>
        <Term termID="1.1.10">
            <Name xml:lang="en">Discussion</Name>
        </Term>
        <Term termID="1.1.11">
            <Name xml:lang="en">Social advisory</Name>
        </Term>
        <Term termID="1.1.12">
            <Name xml:lang="en">Interviews</Name>
        </Term>
    </Term>
    <Term termID="1.2">
        <Name xml:lang="en">Information/tabloid</Name>
        <Term termID="1.2.1">
            <Name xml:lang="en">Entertainment/tabloid</Name>
        </Term>
        <Term termID="1.2.2">
        <Name xml:lang="en">Fashion</Name>
    </Term>
    <Term termID="1.2.3">
            <Name xml:lang="en">Lifestyle/living space</Name>
        </Term>
        <Term termID="1.2.4">
            <Name xml:lang="en">Health/medical</Name>
        </Term>
        <Term termID="1.2.5">
            <Name xml:lang="en">Shopping/mail order and telephone
                shopping
            </Name>
        </Term>
        <Term termID="1.2.6">
            <Name xml:lang="en">Gourmet eating/cooking</Name>
        </Term>
        <Term termID="1.2.7">
            <Name xml:lang="en">Special events</Name>
```

--`,,`,,`,`,,`,`,,`---
© ISO/IEC 2003 – All rights reserved
Copyright International Organization for Standardization
Provided by IHS under license with ISO
No reproduction or networking permitted without license from IHS
Not for Resale

```
            </Term>
            <Term termID="1.2.8">
               <Name xml:lang="en">Program introductions/notices</Name>
            </Term>
            <Term termID="1.2.9">
               <Name xml:lang="en">Remarkable people</Name>
            </Term>
         </Term>
         <Term termID="1.3">
            <Name xml:lang="en">General non-fiction topics</Name>
            <Term termID="1.3.1">
               <Name xml:lang="en">Daily news</Name>
            </Term>
            <Term termID="1.3.2">
               <Name xml:lang="en">Current affairs</Name>
            </Term>
            <Term termID="1.3.3">
               <Name xml:lang="en">Weather forecast</Name>
            </Term>
            <Term termID="1.3.4">
               <Name xml:lang="en">Service information</Name>
            </Term>
            <Term termID="1.3.5">
               <Name xml:lang="en">Special news programs</Name>
            </Term>
            <Term termID="1.3.6">
               <Name xml:lang="en">Local/regional</Name>
            </Term>
            <Term termID="1.3.7">
               <Name xml:lang="en">Traffic</Name>
            </Term>
            <Term termID="1.3.8">
               <Name xml:lang="en">Magazines</Name>
            </Term>
            <Term termID="1.3.9">
               <Name xml:lang="en">News magazine</Name>
            </Term>
         </Term>
         <Term termID="1.4">
            <Name xml:lang="en">Philosophies of life</Name>
            <Term termID="1.4.1">
               <Name xml:lang="en">Religious philosophies</Name>
               <Term termID="1.4.1.1">
                  <Name xml:lang="en">Buddhism</Name>
               </Term>
               <Term termID="1.4.1.2">
                  <Name xml:lang="en">Hinduism</Name>
               </Term>
               <Term termID="1.4.1.3">
                  <Name xml:lang="en">Christianity</Name>
               </Term>
               <Term termID="1.4.1.4">
                  <Name xml:lang="en">Islam</Name>
               </Term>
               <Term termID="1.4.1.5">
                  <Name xml:lang="en">Judaism</Name>
               </Term>
            </Term>
            <Term termID="1.4.2">
               <Name xml:lang="en">Non-religious philosophies</Name>
```


Copyright International Organization for Standardization
Provided by IHS under license with ISO
No reproduction or networking permitted without license from IHS
Not for Resale
© ISO/IEC 2003 – All rights reserved

```
                <Term termID="1.4.2.1">
                    <Name xml:lang="en">Communism</Name>
                </Term>
                <Term termID="1.4.2.2">
                    <Name xml:lang="en">Humanism</Name>
                </Term>
            </Term>
        </Term>
        <Term termID="1.5">
            <Name xml:lang="en">Social/Political</Name>
            <Term termID="1.5.1">
                <Name xml:lang="en">Political</Name>
            </Term>
            <Term termID="1.5.2">
                <Name xml:lang="en">Social</Name>
            </Term>
            <Term termID="1.5.3">
                <Name xml:lang="en">Economics</Name>
            </Term>
            <Term termID="1.5.4">
                <Name xml:lang="en">Legal</Name>
            </Term>
        </Term>
        <Term termID="1.6">
            <Name xml:lang="en">Sports</Name>
                <Term termID="1.6.1">
                    <Name xml:lang="en">Aeronautics</Name>
                </Term>
                <Term termID="1.6.2">
                    <Name xml:lang="en">Aikido</Name>
                </Term>
                <Term termID="1.6.3">
                    <Name xml:lang="en">American football</Name>
                </Term>
                <Term termID="1.6.4">
                    <Name xml:lang="en">Archery</Name>
                </Term>
                <Term termID="1.6.5">
                    <Name xml:lang="en">Athletics</Name>
                </Term>
                <Term termID="1.6.6">
                    <Name xml:lang="en">Badminton</Name>
                </Term>
                <Term termID="1.6.7">
                    <Name xml:lang="en">Bandy</Name>
                </Term>
                <Term termID="1.6.8">
                    <Name xml:lang="en">Baseball</Name>
                </Term>
                <Term termID="1.6.9">
                    <Name xml:lang="en">Basketball</Name>
                </Term>
                <Term termID="1.6.10">
                    <Name xml:lang="en">Biathlon</Name>
                </Term>
                <Term termID="1.6.11">
                    <Name xml:lang="en">Bicycle</Name>
                </Term>
                <Term termID="1.6.12">
                    <Name xml:lang="en">Billiards</Name>
```

--`,,```,,,,````-`-`,,`,,`,`,,`---

© ISO/IEC 2003 – All rights reserved

Copyright International Organization for Standardization
Provided by IHS under license with ISO
No reproduction or networking permitted without license from IHS
Not for Resale

```
        </Term>
        <Term termID="1.6.13">
            <Name xml:lang="en">Bobsleigh/tobogganing</Name>
        </Term>
        <Term termID="1.6.14">
            <Name xml:lang="en">Body-building</Name>
        </Term>
        <Term termID="1.6.15">
            <Name xml:lang="en">Boules sport</Name>
        </Term>
        <Term termID="1.6.16">
            <Name xml:lang="en">Bowling</Name>
        </Term>
        <Term termID="1.6.17">
            <Name xml:lang="en">Boxing</Name>
        </Term>
        <Term termID="1.6.18">
            <Name xml:lang="en">Canoeing</Name>
        </Term>
        <Term termID="1.6.19">
            <Name xml:lang="en">Casting</Name>
        </Term>
        <Term termID="1.6.20">
            <Name xml:lang="en">Cricket</Name>
        </Term>
        <Term termID="1.6.21">
            <Name xml:lang="en">Croquet</Name>
        </Term>
        <Term termID="1.6.22">
            <Name xml:lang="en">Curling</Name>
        </Term>
        <Term termID="1.6.23">
            <Name xml:lang="en">Cycling</Name>
        </Term>
        <Term termID="1.6.24">
            <Name xml:lang="en">Dance sport</Name>
        </Term>
        <Term termID="1.6.25">
            <Name xml:lang="en">Diving</Name>
        </Term>
        <Term termID="1.6.26">
            <Name xml:lang="en">Equestrian</Name>
        </Term>
        <Term termID="1.6.27">
            <Name xml:lang="en">Faustball</Name>
        </Term>
        <Term termID="1.6.28">
            <Name xml:lang="en">Fencing</Name>
        </Term>
        <Term termID="1.6.29">
            <Name xml:lang="en">Fishing</Name>
        </Term>
        <Term termID="1.6.30">
            <Name xml:lang="en">Flying disc</Name>
        </Term>
        <Term termID="1.6.31">
            <Name xml:lang="en">Football</Name>
        </Term>
        <Term termID="1.6.32">
            <Name xml:lang="en">Golf</Name>
```


Copyright International Organization for Standardization
Provided by IHS under license with ISO
No reproduction or networking permitted without license from IHS
Not for Resale
© ISO/IEC 2003 – All rights reserved

```
            </Term>
            <Term termID="1.6.33">
               <Name xml:lang="en">Gymnastics</Name>
            </Term>
            <Term termID="1.6.34">
               <Name xml:lang="en">Handball</Name>
            </Term>
            <Term termID="1.6.35">
               <Name xml:lang="en">Hockey</Name>
            </Term>
            <Term termID="1.6.36">
               <Name xml:lang="en">Ice hockey</Name>
            </Term>
            <Term termID="1.6.37">
               <Name xml:lang="en">Jai-alai</Name>
            </Term>
            <Term termID="1.6.38">
               <Name xml:lang="en">Judo</Name>
            </Term>
            <Term termID="1.6.39">
               <Name xml:lang="en">Jujitsu</Name>
            </Term>
            <Term termID="1.6.40">
               <Name xml:lang="en">Karate</Name>
            </Term>
            <Term termID="1.6.41">
               <Name xml:lang="en">Korfball</Name>
            </Term>
            <Term termID="1.6.42">
               <Name xml:lang="en">Lacrosse</Name>
            </Term>
            <Term termID="1.6.43">
               <Name xml:lang="en">Luge</Name>
            </Term>
            <Term termID="1.6.44">
               <Name xml:lang="en">Maccabi</Name>
            </Term>
            <Term termID="1.6.45">
               <Name xml:lang="en">Marathon</Name>
            </Term>
            <Term termID="1.6.46">
               <Name xml:lang="en">Modern pentathlon</Name>
            </Term>
            <Term termID="1.6.47">
               <Name xml:lang="en">Motor boarding</Name>
            </Term>
            <Term termID="1.6.48">
               <Name xml:lang="en">Motor racing</Name>
            </Term>
            <Term termID="1.6.49">
               <Name xml:lang="en">Motor cycling</Name>
            </Term>
            <Term termID="1.6.50">
               <Name xml:lang="en">Mountaineering</Name>
            </Term>
            <Term termID="1.6.51">
               <Name xml:lang="en">Netball</Name>
            </Term>
            <Term termID="1.6.52">
               <Name xml:lang="en">Orienteering</Name>
```

© ISO/IEC 2003 – All rights reserved

Copyright International Organization for Standardization
Provided by IHS under license with ISO
No reproduction or networking permitted without license from IHS
Not for Resale

```
            </Term>
            <Term termID="1.6.53">
               <Name xml:lang="en">Polo</Name>
            </Term>
            <Term termID="1.6.54">
               <Name xml:lang="en">Power lifting</Name>
            </Term>
            <Term termID="1.6.55">
               <Name xml:lang="en">Racquetball</Name>
            </Term>
            <Term termID="1.6.56">
               <Name xml:lang="en">Roller skating</Name>
            </Term>
            <Term termID="1.6.57">
               <Name xml:lang="en">Rowing</Name>
            </Term>
            <Term termID="1.6.58">
               <Name xml:lang="en">Rugby</Name>
            </Term>
            <Term termID="1.6.59">
               <Name xml:lang="en">Running</Name>
            </Term>
            <Term termID="1.6.60">
               <Name xml:lang="en">Shooting</Name>
            </Term>
            <Term termID="1.6.61">
               <Name xml:lang="en">Skating</Name>
            </Term>
            <Term termID="1.6.62">
               <Name xml:lang="en">Skiing</Name>
            </Term>
            <Term termID="1.6.63">
               <Name xml:lang="en">Skibob</Name>
            </Term>
            <Term termID="1.6.64">
               <Name xml:lang="en">Sled dog</Name>
            </Term>
            <Term termID="1.6.65">
               <Name xml:lang="en">Soccer</Name>
            </Term>
            <Term termID="1.6.66">
               <Name xml:lang="en">Softball</Name>
            </Term>
            <Term termID="1.6.67">
               <Name xml:lang="en">Soft tennis</Name>
            </Term>
            <Term termID="1.6.68">
               <Name xml:lang="en">Sombo</Name>
            </Term>
            <Term termID="1.6.69">
               <Name xml:lang="en">Sport acrobatics</Name>
            </Term>
            <Term termID="1.6.70">
               <Name xml:lang="en">Squash</Name>
            </Term>
            <Term termID="1.6.71">
               <Name xml:lang="en">Subaquatics</Name>
            </Term>
            <Term termID="1.6.72">
               <Name xml:lang="en">Surfing</Name>
```


Copyright International Organization for Standardization
Provided by IHS under license with ISO
No reproduction or networking permitted without license from IHS
Not for Resale
© ISO/IEC 2003 – All rights reserved

```
            </Term>
            <Term termID="1.6.73">
               <Name xml:lang="en">Swimming/diving</Name>
            </Term>
            <Term termID="1.6.74">
               <Name xml:lang="en">Table tennis</Name>
            </Term>
            <Term termID="1.6.75">
               <Name xml:lang="en">Tae Kwondo</Name>
            </Term>
            <Term termID="1.6.76">
               <Name xml:lang="en">Tennis</Name>
            </Term>
            <Term termID="1.6.77">
               <Name xml:lang="en">Trampoline</Name>
            </Term>
            <Term termID="1.6.78">
               <Name xml:lang="en">Track/field</Name>
               <Definition xml:lang="en">
                  Collection of sports in athletic track and field
               </Definition>
            </Term>
            <Term termID="1.6.79">
               <Name xml:lang="en">Triathlon</Name>
            </Term>
            <Term termID="1.6.80">
               <Name xml:lang="en">Tug-of-war</Name>
            </Term>
            <Term termID="1.6.81">
               <Name xml:lang="en">Volleyball</Name>
            </Term>
            <Term termID="1.6.82">
               <Name xml:lang="en">Water polo</Name>
            </Term>
            <Term termID="1.6.83">
               <Name xml:lang="en">Waterskiing</Name>
            </Term>
            <Term termID="1.6.84">
               <Name xml:lang="en">Weightlifting</Name>
            </Term>
            <Term termID="1.6.85">
               <Name xml:lang="en">Wrestling</Name>
            </Term>
            <Term termID="1.6.86">
               <Name xml:lang="en">Yachting</Name>
            </Term>
            <Term termID="1.6.87">
               <Name xml:lang="en">Other ball games</Name>
            </Term>
            <Term termID="1.6.88">
               <Name xml:lang="en">Combative sports</Name>
            </Term>
            <Term termID="1.6.89">
               <Name xml:lang="en">Snowboarding</Name>
            </Term>
            <Term termID="1.6.90">
               <Name xml:lang="en">Team sport (excluding
                  football/soccer)
               </Name>
            </Term>
```

© ISO/IEC 2003 – All rights reserved
--`,,```,,,,````-`-`,,`,,`,`,,`---
Copyright International Organization for Standardization
Provided by IHS under license with ISO
No reproduction or networking permitted without license from IHS
Not for Resale

```
            <Term termID="1.6.91">
               <Name xml:lang="en">Martial sports</Name>
            </Term>
         </Term>
         <Term termID="1.7">
            <Name xml:lang="en">Sport events</Name>
            <Term termID="1.7.1">
               <Name xml:lang="en">International competitions</Name>
            </Term>
            <Term termID="1.7.2">
               <Name xml:lang="en">Horseracing/Government-sponsored
                  sporting events (cycling, boat races, and so forth)
               </Name>
            </Term>
            <Term termID="1.7.3">
               <Name xml:lang="en">Marine</Name>
            </Term>
            <Term termID="1.7.4">
               <Name xml:lang="en">Sport events</Name>
            </Term>
            <Term termID="1.7.5">
               <Name xml:lang="en">Winter sports</Name>
            </Term>
            <Term termID="1.7.6">
               <Name xml:lang="en">Sports non-event</Name>
            </Term>
            <Term termID="1.7.7">
               <Name xml:lang="en">Sports talk</Name>
            </Term>
            <Term termID="1.7.8">
               <Name xml:lang="en">Track and field</Name>
            </Term>
            <Term termID="1.7.9">
               <Name xml:lang="en">Special events</Name>
            </Term>
            <Term termID="1.7.10">
               <Name xml:lang="en">Olympic games</Name>
            </Term>
            <Term termID="1.7.11">
               <Name xml:lang="en">World cup</Name>
            </Term>
            <Term termID="1.7.12">
               <Name xml:lang="en">Sports magazine</Name>
            </Term>
            <Term termID="1.7.13">
               <Name xml:lang="en">Water sport</Name>
            </Term>
         </Term>
         <Term termID="1.8">
            <Name xml:lang="en">Human interest</Name>
            <Term termID="1.8.1">
               <Name xml:lang="en">Reality</Name>
            </Term>
            <Term termID="1.8.2">
               <Name xml:lang="en">Show business</Name>
            </Term>
            <Term termID="1.8.3">
               <Name xml:lang="en">Notable personalities</Name>
            </Term>
            <Term termID="1.8.4">
```


Copyright International Organization for Standardization
Provided by IHS under license with ISO
No reproduction or networking permitted without license from IHS
Not for Resale
© ISO/IEC 2003 – All rights reserved

```
            <Name xml:lang="en">Personal problems</Name>
        </Term>
    </Term>
    <Term termID="1.9">
        <Name xml:lang="en">Leisure</Name>
        <Term termID="1.9.1">
            <Name xml:lang="en">Do-it-yourself</Name>
        </Term>
        <Term termID="1.9.2">
            <Name xml:lang="en">Cookery</Name>
        </Term>
        <Term termID="1.9.3">
            <Name xml:lang="en">Gardening</Name>
        </Term>
        <Term termID="1.9.4">
            <Name xml:lang="en">Tourist</Name>
        </Term>
        <Term termID="1.9.5">
            <Name xml:lang="en">Travel</Name>
        </Term>
        <Term termID="1.9.6">
            <Name xml:lang="en">Fishing</Name>
        </Term>
        <Term termID="1.9.7">
            <Name xml:lang="en">Outdoors</Name>
            <Definition xml:lang="en">
                Sports just for fun or personal health
        </Definition>
    </Term>
    <Term termID="1.9.8">
        <Name xml:lang="en">Motoring</Name>
    </Term>
    <Term termID="1.9.9">
        <Name xml:lang="en">Keep-fit</Name>
    </Term>
    <Term termID="1.9.10">
        <Name xml:lang="en">Fashion</Name>
    </Term>
    <Term termID="1.9.11">
        <Name xml:lang="en">Computing</Name>
    </Term>
    <Term termID="1.9.12">
        <Name xml:lang="en">Handicrafts</Name>
    </Term>
    <Term termID="1.9.13">
        <Name xml:lang="en">Pets</Name>
    </Term>
    <Term termID="1.9.14">
        <Name xml:lang="en">Music</Name>
    </Term>
    <Term termID="1.9.15">
        <Name xml:lang="en">Igo/shogi (Japanese chess)</Name>
    </Term>
    <Term termID="1.9.16">
        <Name xml:lang="en">Mah-jongg/pachinko</Name>
    </Term>
    <Term termID="1.9.17">
        <Name xml:lang="en">Fitness</Name>
    </Term>
    <Term termID="1.9.18">
```

© ISO/IEC 2003 – All rights reserved

Copyright International Organization for Standardization
Provided by IHS under license with ISO
No reproduction or networking permitted without license from IHS
Not for Resale

```
            <Name xml:lang="en">Health/medical</Name>
        </Term>
        <Term termID="1.9.19">
            <Name xml:lang="en">Advertisement/Shopping</Name>
        </Term>
    </Term>
    <Term termID="1.10">
        <Name xml:lang="en">Arts and Media</Name>
        <Term termID="1.10.1">
            <Name xml:lang="en">Music</Name>
            <Definition xml:lang="en">Program about a musical subject
                (not a program consisting of music)
            </Definition>
        </Term>
        <Term termID="1.10.2">
            <Name xml:lang="en">Art</Name>
        </Term>
        <Term termID="1.10.3">
            <Name xml:lang="en">Industrial arts</Name>
        </Term>
        <Term termID="1.10.4">
            <Name xml:lang="en">Plastic arts</Name>
        </Term>
        <Term termID="1.10.5">
            <Name xml:lang="en">Theater/Cinema</Name>
            <Definition xml:lang="en">Program about subject concerning
                the world of
                film and cinema (not a program consisting of films)
            </Definition>
        </Term>
        <Term termID="1.10.6">
            <Name xml:lang="en">Advertising</Name>
            <Definition xml:lang="en">
                Program about (the world of) advertising
            </Definition>
        </Term>
        <Term termID="1.10.7">
            <Name xml:lang="en">Press</Name>
        </Term>
        <Term termID="1.10.8">
            <Name xml:lang="en">Performing</Name>
        </Term>
        <Term termID="1.10.9">
            <Name xml:lang="en">Fine arts</Name>
        </Term>
        <Term termID="1.10.10">
            <Name xml:lang="en">Traditional arts</Name>
        </Term>
        <Term termID="1.10.11">
            <Name xml:lang="en">Experimental arts</Name>
            <Definition xml:lang="en">Film/Video</Definition>
        </Term>
        <Term termID="1.10.12">
            <Name xml:lang="en">New media</Name>
        </Term>
    </Term>
    <Term termID="1.11">
        <Name xml:lang="en">Humanities</Name>
        <Definition xml:lang="en">
            The branches of learning regarded as having primarily a
```


--`,,```,,,,````-`-`,,`,,`,`,,`---
Copyright International Organization for Standardization
Provided by IHS under license with ISO
No reproduction or networking permitted without license from IHS
Not for Resale
© ISO/IEC 2003 – All rights reserved

```
            cultural character and which usually include language,
            literature, history, mathematics and philosophy.
        </Definition>
        <Term termID="1.11.1">
            <Name xml:lang="en">Literature</Name>
        </Term>
        <Term termID="1.11.2">
            <Name xml:lang="en">Languages</Name>
        </Term>
        <Term termID="1.11.3">
            <Name xml:lang="en">History</Name>
        </Term>
    </Term>
    <Term termID="1.12">
        <Name xml:lang="en">Sciences</Name>
        <Term termID="1.12.1">
            <Name xml:lang="en">Applied sciences</Name>
            <Definition xml:lang="en">
                Sciences dealing with material phenomena or industrial
                processes.
            </Definition>
        </Term>
        <Term termID="1.12.2">
            <Name xml:lang="en">Natural sciences</Name>
            <Definition xml:lang="en">
                Biology, botany, geology and zoology
            </Definition>
        </Term>
        <Term termID="1.12.3">
            <Name xml:lang="en">Physical sciences</Name>
            <Definition xml:lang="en">
                Astronomy, chemistry, electricity, mechanics, physics
            </Definition>
        </Term>
        <Term termID="1.12.4">
            <Name xml:lang="en">Medicine</Name>
            <Definition xml:lang="en">
                Programs about medical subjects, health, and so forth
            </Definition>
        </Term>
        <Term termID="1.12.5">
            <Name xml:lang="en">Technology</Name>
        </Term>
        <Term termID="1.12.6">
            <Name xml:lang="en">Physiology</Name>
        </Term>
        <Term termID="1.12.7">
            <Name xml:lang="en">Psychology</Name>
        </Term>
        <Term termID="1.12.8">
            <Name xml:lang="en">Social</Name>
        </Term>
        <Term termID="1.12.9">
            <Name xml:lang="en">Spiritual</Name>
        </Term>
    </Term>
    <Term termID="1.13">
        <Name xml:lang="en">Documentary</Name>
        <Definition xml:lang="en">
            Program concerning a single theme, involving descriptive
```

© ISO/IEC 2003 – All rights reserved

Copyright International Organization for Standardization
Provided by IHS under license with ISO
No reproduction or networking permitted without license from IHS
Not for Resale

```
            and/or interpretative commentaries, illustrations,
            interviews, statements,
            photos or other documentation
        </Definition>
        <Term termID="1.13.1">
            <Name xml:lang="en">Society</Name>
        </Term>
        <Term termID="1.13.2">
            <Name xml:lang="en">Current events</Name>
        </Term>
        <Term termID="1.13.3">
            <Name xml:lang="en">History</Name>
        </Term>
        <Term termID="1.13.4">
            <Name xml:lang="en">Travelogues</Name>
        </Term>
        <Term termID="1.13.5">
            <Name xml:lang="en">Nature</Name>
        </Term>
        <Term termID="1.13.6">
            <Name xml:lang="en">Animals</Name>
        </Term>
        <Term termID="1.13.7">
            <Name xml:lang="en">The environment</Name>
        </Term>
        <Term termID="1.13.8">
            <Name xml:lang="en">Space</Name>
        </Term>
        <Term termID="1.13.9">
            <Name xml:lang="en">Science</Name>
        </Term>
        <Term termID="1.13.10">
            <Name xml:lang="en">Medicine</Name>
        </Term>
        <Term termID="1.13.11">
            <Name xml:lang="en">Culture</Name>
        </Term>
        <Term termID="1.13.12">
            <Name xml:lang="en">Tradition</Name>
        </Term>
        <Term termID="1.13.13">
            <Name xml:lang="en">Literature and the arts</Name>
        </Term>
        <Term termID="1.13.14">
            <Name xml:lang="en">Sports</Name>
        </Term>
        <Term termID="1.13.15">
            <Name xml:lang="en">General documentaries</Name>
        </Term>
        <Term termID="1.13.16">
            <Name xml:lang="en">Interviews</Name>
        </Term>
        <Term termID="1.13.17">
            <Name xml:lang="en">Debates</Name>
        </Term>
        <Term termID="1.13.18">
            <Name xml:lang="en">Discussion</Name>
            <Definition xml:lang="en">
                Mainly verbal program in which more than one person
                participates
```


Copyright International Organization for Standardization
Provided by IHS under license with ISO
No reproduction or networking permitted without license from IHS
Not for Resale
© ISO/IEC 2003 – All rights reserved

```
            </Definition>
         </Term>
         <Term termID="1.13.19">
            <Name xml:lang="en">Lecture</Name>
            <Definition xml:lang="en">
               Mainly verbal program in which only one person
               participates
            </Definition>
         </Term>
         <Term termID="1.13.20">
            <Name xml:lang="en">Speech</Name>
         </Term>
         <Term termID="1.13.21">
            <Name xml:lang="en">Presentation</Name>
         </Term>
         <Term termID="1.13.22">
            <Name xml:lang="en">Textual (incl. relayed teletext)</Name>
            <Definition xml:lang="en">
               Program consisting only of alphanumeric information
            </Definition>
         </Term>
         <Term termID="1.13.23">
            <Name xml:lang="en">Special features</Name>
         </Term>
         <Term termID="1.13.24">
            <Name xml:lang="en">Foreign countries</Name>
         </Term>
         <Term termID="1.13.25">
            <Name xml:lang="en">Expeditions</Name>
         </Term>
      </Term>
      <Term termID="1.14">
         <Name xml:lang="en">Education</Name>
         <Term termID="1.14.1">
            <Name xml:lang="en">Education</Name>
         </Term>
         <Term termID="1.14.2">
            <Name xml:lang="en">Further education</Name>
         </Term>
         <Term termID="1.14.3">
            <Name xml:lang="en">Languages</Name>
         </Term>
      </Term>
   </Term>
   <Term termID="2">
      <Name xml:lang="en">Drama</Name>
      <Definition xml:lang="en">
         Program consisting of a prose or verse composition, resp. one
         telling a story, written for or as if for performance by actors,
         puppets or animated
      </Definition>
      <Term termID="2.1">
         <Name xml:lang="en">Popular drama</Name>
         <Definition xml:lang="en">Drama written after approximately 1918
            and without literary or cultural pretensions
         </Definition>
         <Term termID="2.1.1">
            <Name xml:lang="en">General light drama</Name>
         </Term>
         <Term termID="2.1.2">
```

© ISO/IEC 2003 – All rights reserved

Copyright International Organization for Standardization
Provided by IHS under license with ISO
No reproduction or networking permitted without license from IHS
Not for Resale

```
            <Name xml:lang="en">Comedy</Name>
            <Definition xml:lang="en">Dramatized series in a humorous
               style and performed by a varying cast
            </Definition>
         </Term>
         <Term termID="2.1.3">
         <Name xml:lang="en">"Broken" comedy</Name>
            <Definition xml:lang="en">Humorous and/or satirical program
               consisting of short dramatic sequences, sketches,
               performed by comedians (e.g. The Benny Hill Show,
               Monty Python, and so forth)
            </Definition>
         </Term>
         <Term termID="2.1.4">
            <Name xml:lang="en">Sitcom</Name>
            <Definition xml:lang="en">Dramatized series in a humorous
               style and  performed by a more or less fixed cast
            </Definition>
         </Term>
         <Term termID="2.1.5">
            <Name xml:lang="en">Soap</Name>
            <Definition xml:lang="en">Dramatized serial program dealing
               with easy- to-grasp situations performed by a limited
               cast
            </Definition>
         </Term>
         <Term termID="2.1.6">
            <Name xml:lang="en">Soap opera</Name>
         </Term>
         <Term termID="2.1.7">
            <Name xml:lang="en">Soap special</Name>
         </Term>
         <Term termID="2.1.8">
            <Name xml:lang="en">Soap talk</Name>
         </Term>
         <Term termID="2.1.9">
            <Name xml:lang="en">Medical melodrama</Name>
            <Definition xml:lang="en">Drama production situated in
               hospitals and/or dealing with medical subjects
            </Definition>
         </Term>
         <Term termID="2.1.10">
            <Name xml:lang="en">Legal melodrama</Name>
            <Definition xml:lang="en">Drama production where the primary
               action takes place in law courts and/or law firms
            </Definition>
            <Term termID="2.1.10.1">
               <Name xml:lang="en">Adventure/disaster</Name>
            </Term>
            <Term termID="2.1.10.2">
               <Name xml:lang="en">Detective/thriller</Name>
            </Term>
            <Term termID="2.1.10.3">
               <Name xml:lang="en">Epic</Name>
               <Definition xml:lang="en">
                  Dramatized narrative about the deeds of a
                  traditional or historical hero or heroes and/or
                  dealing with or characterized by
                  events of historical or legendary importance
               </Definition>
```


Copyright International Organization for Standardization
Provided by IHS under license with ISO
No reproduction or networking permitted without license from IHS
Not for Resale
© ISO/IEC 2003 – All rights reserved

```
            </Term>
            <Term termID="2.1.10.4">
               <Name xml:lang="en">Horror</Name>
            </Term>
            <Term termID="2.1.10.5">
               <Name xml:lang="en">Science fiction</Name>
            </Term>
            <Term termID="2.1.10.6">
               <Name xml:lang="en">War</Name>
            </Term>
            <Term termID="2.1.10.7">
               <Name xml:lang="en">Western</Name>
            </Term>
            <Term termID="2.1.10.8">
               <Name xml:lang="en">Folkloric</Name>
            </Term>
         </Term>
         <Term termID="2.1.11">
            <Name xml:lang="en">Fantasy/Fairy tale</Name>
         </Term>
         <Term termID="2.1.12">
            <Name xml:lang="en">Erotica</Name>
         </Term>
         <Term termID="2.1.13">
            <Name xml:lang="en">Romance</Name>
         </Term>
      </Term>
      <Term termID="2.2">
         <Name xml:lang="en">Serious drama</Name>
         <Definition xml:lang="en">
            Drama with literary and/or cultural value
         </Definition>
         <Term termID="2.2.1">
            <Name xml:lang="en">Classical drama</Name>
            <Definition xml:lang="en">
               Drama written before approximately 1918
            </Definition>
         </Term>
         <Term termID="2.2.2">
            <Name xml:lang="en">Contemporary drama</Name>
            <Definition xml:lang="en">
               Drama written after approximately 1918 and with
               literary and/or cultural value.
            </Definition>
         </Term>
         <Term termID="2.2.3">
          <Name xml:lang="en">Religious</Name>
         </Term>
      </Term>
      <Term termID="2.3">
         <Name xml:lang="en">Docudrama</Name>
         <Definition xml:lang="en">
            Drama based upon reality sometimes with documentary inserts
         </Definition>
      </Term>
      <Term termID="2.4">
         <Name xml:lang="en">Poems</Name>
         <Term termID="2.4.1">
            <Name xml:lang="en">Readings</Name>
            <Definition xml:lang="en">
```

© ISO/IEC 2003 – All rights reserved

Copyright International Organization for Standardization
Provided by IHS under license with ISO
No reproduction or networking permitted without license from IHS
Not for Resale

```
                Programs consisting of poem readings
            </Definition>
        </Term>
    </Term>
    <Term termID="2.5">
        <Name xml:lang="en">Stories</Name>
        <Term termID="2.5.1">
            <Name xml:lang="en">Readings</Name>
            <Definition xml:lang="en">Programs consisting of readings of
                stories or other literary works
        </Definition>
        </Term>
    </Term>
    <Term termID="2.6">
        <Name xml:lang="en">Performed drama</Name>
        <Definition xml:lang="en">Program consisting of a dramatic work,
            performed by live actors
        </Definition>
    </Term>
    <Term termID="2.7">
        <Name xml:lang="en">Drama with puppets</Name>
        <Definition xml:lang="en">Program consisting of a dramatic work,
            performed with puppets(e.g. The Muppet Show)
        </Definition>
    </Term>
    <Term termID="2.8">
        <Name xml:lang="en">Animated drama</Name>
        <Definition xml:lang="en">Program consisting of a dramatic work,
            presented as an animation (e.g. the Flintstones)
        </Definition>
    </Term>
    <Term termID="2.9">
        <Name xml:lang="en">Action</Name>
    </Term>
    <Term termID="2.10">
        <Name xml:lang="en">Japanese dramas</Name>
    </Term>
    <Term termID="2.11">
        <Name xml:lang="en">Foreign dramas</Name>
    </Term>
    <Term termID="2.12">
        <Name xml:lang="en">Samurai dramas</Name>
    </Term>
    <Term termID="2.13">
        <Name xml:lang="en">Kabuki/classical theater</Name>
    </Term>
    <Term termID="2.14">
        <Name xml:lang="en">Adult</Name>
    </Term>
</Term>
<Term termID="3">
    <Name xml:lang="en">Entertainment</Name>
    <Term termID="3.1">
        <Name xml:lang="en">Pure entertainment</Name>
    </Term>
    <Term termID="3.2">
        <Name xml:lang="en">Informative entertainment</Name>
        <Definition xml:lang="en">Programs intended primarily to entertain
            but with substantial informative elements
        </Definition>
```


Copyright International Organization for Standardization
Provided by IHS under license with ISO
No reproduction or networking permitted without license from IHS
Not for Resale
© ISO/IEC 2003 – All rights reserved

```
        </Term>
        <Term termID="3.3">
            <Name xml:lang="en">Hosted show</Name>
            <Definition xml:lang="en">
                Program that can be regarded neither as non-fiction nor as
                drama or music/dance and usually of a light entertainment
                character in which one or more persons fulfill the role of
                presenter, host, quiz or games master, announcer,
                chairperson or speaker
            </Definition>
        </Term>
        <Term termID="3.4">
            <Name xml:lang="en">Panel-show</Name>
            <Definition xml:lang="en">
                Program that can be regarded neither as non-fiction nor as
                drama or concert and normally of a light entertainment
                character in which is presented by a more or less fixed group
                of people (panel)
            </Definition>
        </Term>
        <Term termID="3.5">
            <Name xml:lang="en">Non-hosted show</Name>
        </Term>
        <Term termID="3.6">
            <Name xml:lang="en">Simple game show</Name>
            <Definition xml:lang="en">Competition of a pure entertainment
                character (normally contest) of low production value
            </Definition>
        </Term>
        <Term termID="3.7">
            <Name xml:lang="en">Game show</Name>
        </Term>
        <Term termID="3.8">
            <Name xml:lang="en">Big game show</Name>
            <Definition xml:lang="en">Competition of a pure entertainment
                character (normally contest) of high production value
            </Definition>
        </Term>
        <Term termID="3.9">
            <Name xml:lang="en">Game shows</Name>
        </Term>
        <Term termID="3.10">
            <Name xml:lang="en">Quiz/Contest</Name>
            <Definition xml:lang="en">
                Competitions calling into play the competitors' special
                knowledge and intelligence and/or which involve considerable
                production work and form part of a broadcaster's mission in
                the fields of cultural formation and education
            </Definition>
        </Term>
        <Term termID="3.11">
            <Name xml:lang="en">Variety show</Name>
            <Definition xml:lang="en">Program with various performers such as
                comedians, magicians, singers, and so forth
            </Definition>
        </Term>
        <Term termID="3.12">
            <Name xml:lang="en">Surprise show</Name>
            <Definition xml:lang="en">Program of "dream comes true" type
            </Definition>
```

© ISO/IEC 2003 – All rights reserved

Copyright International Organization for Standardization
Provided by IHS under license with ISO
No reproduction or networking permitted without license from IHS
Not for Resale

```
        </Term>
        <Term termID="3.13">
            <Name xml:lang="en">Talk shows</Name>
        </Term>
        <Term termID="3.14">
            <Name xml:lang="en">Humor</Name>
            <Definition xml:lang="en">
                Program without sketches or "broken drama," consisting
                (mainly) of verbal jokes, gags, bloopers, and so forth
            </Definition>
        </Term>
        <Term termID="3.15">
            <Name xml:lang="en">Comedy</Name>
            <Definition xml:lang="en">
                Program without sketches or "broken drama", consisting
                (mainly) of verbal jokes, gags, bloopers, and so forth
            </Definition>
        </Term>
        <Term termID="3.16">
            <Name xml:lang="en">Stand-up comedian(s)</Name>
            <Definition xml:lang="en">
                Program performed by one or more stand-up comedians
            </Definition>
        </Term>
        <Term termID="3.17">
            <Name xml:lang="en">"Rakugo"/stand-up performance</Name>
        </Term>
        <Term termID="3.18">
            <Name xml:lang="en">Candid camera, and so forth</Name>
        </Term>
        <Term termID="3.19">
            <Name xml:lang="en">Surprise show</Name>
            <Definition xml:lang="en">Program of "dream comes true" type
            </Definition>
        </Term>
        <Term termID="3.20">
            <Name xml:lang="en">Travel variety</Name>
        </Term>
        <Term termID="3.21">
            <Name xml:lang="en">Music variety</Name>
        </Term>
        <Term termID="3.22">
            <Name xml:lang="en">Musicals</Name>
        </Term>
        <Term termID="3.23">
            <Name xml:lang="en">Musical comedy</Name>
        </Term>
        <Term termID="3.24">
            <Name xml:lang="en">Musical romance</Name>
        </Term>
        <Term termID="3.25">
            <Name xml:lang="en">Cooking variety</Name>
        </Term>
    </Term>
    <Term termID="4">
        <Name xml:lang="en">Music</Name>
        <Definition xml:lang="en">
            Example: Ballet "The Swan Lake" should be classified as "serious
            music, classical/romantic"
        </Definition>
```


-`,,```,,,,````-`-`,,`,,`,`,,`---
Copyright International Organization for Standardization
Provided by IHS under license with ISO
No reproduction or networking permitted without license from IHS
Not for Resale
© ISO/IEC 2003 – All rights reserved

```
        <Term termID="4.1">
            <Name xml:lang="en">Serious music</Name>
            <Definition xml:lang="en">
                Serious music including chamber, instrumental, operatic,
                symphonic, choral and sacred music.</Definition>
            <Term termID="4.1.1">
                <Name xml:lang="en">Early</Name>
                <Definition xml:lang="en">
                    Music written before the middle of the 17th Century
                </Definition>
            </Term>
            <Term termID="4.1.2">
                <Name xml:lang="en">Classical and Romantic</Name>
                <Definition xml:lang="en">Serious music from the middle of
                    the 18th until the end of the 19th Century
                </Definition>
            </Term>
            <Term termID="4.1.3">
                <Name xml:lang="en">Contemporary</Name>
                <Definition xml:lang="en">
                    Serious music written during the 20th Century
                </Definition>
            </Term>
            <Term termID="4.1.4">
                <Name xml:lang="en">Light classical</Name>
                <Definition xml:lang="en">Music by Strauss, Lehar and so forth
                </Definition>
            </Term>
            <Term termID="4.1.5">
                <Name xml:lang="en">Opera</Name>
            </Term>
        </Term>
        <Term termID="4.2">
            <Name xml:lang="en">Popular music</Name>
            <Term termID="4.2.1">
                <Name xml:lang="en">Foreign rock/pop</Name>
            </Term>
            <Term termID="4.2.2">
                <Name xml:lang="en">Japanese rock/pop</Name>
            </Term>
            <Term termID="4.2.3">
                <Name xml:lang="en">Japanese ballads/"Enka"</Name>
            </Term>
            <Term termID="4.2.4">
                <Name xml:lang="en">Live performances/concerts</Name>
            </Term>
            <Term termID="4.2.5">
                <Name xml:lang="en">Rankings/request</Name>
            </Term>
            <Term termID="4.2.6">
                <Name xml:lang="en">Karaoke/singing contests</Name>
            </Term>
            <Term termID="4.2.7">
                <Name xml:lang="en">Folk music/(Japanese)folk music</Name>
            </Term>
            <Term termID="4.2.8">
                <Name xml:lang="en">Nursery songs/children's music</Name>
            </Term>
            <Term termID="4.2.9">
                <Name xml:lang="en">Culture-specific music/world music</Name>
```

© ISO/IEC 2003 – All rights reserved

Copyright International Organization for Standardization
Provided by IHS under license with ISO
No reproduction or networking permitted without license from IHS
Not for Resale

```
            </Term>
        </Term>
        <Term termID="4.3">
            <Name xml:lang="en">Ballet</Name>
            <Definition xml:lang="en">TV programs (predominantly) consisting of
                music, dance or ballet
            </Definition>
            <Term termID="4.3.1">
                <Name xml:lang="en">Ballet</Name>
            </Term>
        </Term>
        <Term termID="4.4">
            <Name xml:lang="en">Dance</Name>
            <Term termID="4.4.1">
                <Name xml:lang="en">Dance</Name>
                <Definition xml:lang="en">
                    Program performed by (ballet) dancers
                </Definition>
            </Term>
        </Term>
        <Term termID="4.5">
            <Name xml:lang="en">Jazz</Name>
            <Definition xml:lang="en">
                Indigenous American popular music, born in New Orleans of
                African slaves social circumstances. The jazz idiom is
                characterized by certain syncopations over strongly
                reiterated rhythms in which improvisation plays an important
                part.
            </Definition>
            <Term termID="4.5.1">
                <Name xml:lang="en">Jazz/fusion</Name>
            </Term>
            <Term termID="4.5.2">
                <Name xml:lang="en">Traditional</Name>
            </Term>
            <Term termID="4.5.3">
                <Name xml:lang="en">Modern</Name>
            </Term>
        </Term>
        <Term termID="4.6">
            <Name xml:lang="en">Middle-of-the-road</Name>
            <Definition xml:lang="en">
                Music which, in varying circumstances, gives pleasure to the
                widest possible spectrum of the music-loving audience
            </Definition>
        </Term>
        <Term termID="4.7">
            <Name xml:lang="en">Pop</Name>
            <Definition xml:lang="en">
                The most central and widely circulated types of popular
                music, in particular rock and roll, reggae, and so forth
            </Definition>
            <Term termID="4.7.1">
                <Name xml:lang="en">European popular traditional</Name>
            </Term>
            <Term termID="4.7.2">
                <Name xml:lang="en">Ethnic</Name>
                <Definition xml:lang="en">
                    Music which has not changed throughout the course of
                    history and is normally played on traditional
```


Copyright International Organization for Standardization
Provided by IHS under license with ISO
No reproduction or networking permitted without license from IHS
Not for Resale
© ISO/IEC 2003 – All rights reserved

```
                instruments e.g. Raga in India or koto in Japan
            </Definition>
        </Term>
        <Term termID="4.7.3">
            <Name xml:lang="en">World music</Name>
            <Definition xml:lang="en">
                Commercial music based on traditional music mainly from
                the Caribbean, and often using new instruments such as
                synthesizers
            </Definition>
        </Term>
        <Term termID="4.7.4">
            <Name xml:lang="en">Folk</Name>
            <Definition xml:lang="en">
                Music that is the product of a tradition that has been
                evolved through the process of oral transmission
            </Definition>
        </Term>
        <Term termID="4.7.4.1">
            <Name xml:lang="en">Traditional</Name>
        </Term>
        <Term termID="4.7.4.2">
            <Name xml:lang="en">Contemporary</Name>
        </Term>
    </Term>
    <Term termID="4.8">
        <Name xml:lang="en">Rock</Name>
        <Definition xml:lang="en">
            The most central and widely circulated types of popular
            music, in particular rock and roll, reggae, and so forth
        </Definition>
    </Term>
    <Term termID="4.9">
        <Name xml:lang="en">Pop-rock</Name>
        <Definition xml:lang="en">
            The most central and widely circulated types of popular
            music, in particular rock and roll, reggae, and so forth
        </Definition>
    </Term>
    <Term termID="4.10">
        <Name xml:lang="en">Traditional</Name>
    </Term>
</Term>
<Term termID="5">
    <Name xml:lang="en">Enrichment</Name>
    <Definition xml:lang="en">
        Program primarily intended to increase knowledge about non-current
        subjects in a didactic or non-didactic way, or to religiously
        inspire (e.g. travelogues, war documentaries, educational programs,
        religious programs)
    </Definition>
    <Term termID="5.1">
        <Name xml:lang="en">General enrichment</Name>
        <Definition xml:lang="en">
            Program primarily intended to increase knowledge about
            non-current subjects in a non-didactic way
        </Definition>
    </Term>
    <Term termID="5.2">
        <Name xml:lang="en">Inspirational enrichment</Name>
```

© ISO/IEC 2003 – All rights reserved

Copyright International Organization for Standardization
Provided by IHS under license with ISO
No reproduction or networking permitted without license from IHS
Not for Resale

```
            <Definition xml:lang="en">
               Program based on different forms of religious beliefs or
               intended to edify the audience
            </Definition>
         </Term>
         <Term termID="5.3">
            <Name xml:lang="en">Education</Name>
            <Definition xml:lang="en">
               Program primarily intended to increase knowledge about
               non-current subjects in a explicitly didactic way
            </Definition>
         </Term>
         <Term termID="5.4">
            <Name xml:lang="en">Language studies</Name>
         </Term>
         <Term termID="5.5">
            <Name xml:lang="en">Foreign language conversation</Name>
         </Term>
         <Term termID="5.6">
            <Name xml:lang="en">Informational</Name>
         </Term>
         <Term termID="5.7">
            <Name xml:lang="en">School programs</Name>
         </Term>
         <Term termID="5.8">
            <Name xml:lang="en">Entrance exams</Name>
         </Term>
         <Term termID="5.9">
            <Name xml:lang="en">Lifelong education</Name>
         </Term>
         <Term termID="5.10">
            <Name xml:lang="en">Certification</Name>
         </Term>
         <Term termID="5.11">
            <Name xml:lang="en">Educational issues</Name>
         </Term>
      </Term>
      <Term termID="6">
         <Name xml:lang="en">Movies</Name>
         <Definition xml:lang="en">Film, Cinema</Definition>
         <Term termID="6.1">
            <Name xml:lang="en">Eastern</Name>
         </Term>
         <Term termID="6.2">
            <Name xml:lang="en">Effect movies</Name>
            <Definition xml:lang="en">Monster Movies, Live Action Hero, and so forth
            </Definition>
         </Term>
         <Term termID="6.3">
            <Name xml:lang="en">Fiction</Name>
         </Term>
         <Term termID="6.4">
            <Name xml:lang="en">Science fiction</Name>
         </Term>
         <Term termID="6.5">
            <Name xml:lang="en">Horror</Name>
         </Term>
         <Term termID="6.6">
            <Name xml:lang="en">Romance</Name>
         </Term>
```


Copyright International Organization for Standardization
Provided by IHS under license with ISO
No reproduction or networking permitted without license from IHS
Not for Resale
© ISO/IEC 2003 – All rights reserved

```
        <Term termID="6.7">
            <Name xml:lang="en">Romance comedy</Name>
        </Term>
        <Term termID="6.8">
            <Name xml:lang="en">Thriller</Name>
        </Term>
        <Term termID="6.9">
            <Name xml:lang="en">War</Name>
        </Term>
        <Term termID="6.10">
            <Name xml:lang="en">Western</Name>
        </Term>
        <Term termID="6.11">
            <Name xml:lang="en">Western comedy</Name>
        </Term>
        <Term termID="6.12">
            <Name xml:lang="en">Detective</Name>
        </Term>
        <Term termID="6.13">
            <Name xml:lang="en">Adventure</Name>
        </Term>
        <Term termID="6.14">
            <Name xml:lang="en">Fantasy</Name>
        </Term>
        <Term termID="6.15">
            <Name xml:lang="en">Comedy</Name>
        </Term>
        <Term termID="6.16">
            <Name xml:lang="en">Historical</Name>
        </Term>
        <Term termID="6.17">
            <Name xml:lang="en">Adult</Name>
        </Term>
    </Term>
    <Term termID="7">
        <Name xml:lang="en">Animations/special effects</Name>
        <Term termID="7.1">
            <Name xml:lang="en">Animated films</Name>
        </Term>
        <Term termID="7.2">
            <Name xml:lang="en">Animated musical</Name>
        </Term>
        <Term termID="7.3">
            <Name xml:lang="en">Japanese animations</Name>
        </Term>
        <Term termID="7.4">
            <Name xml:lang="en">Foreign animations</Name>
        </Term>
    </Term>
</ClassificationScheme>
```

B.2.14 GraphicsCodingFormatCS

```
<ClassificationScheme uri="urn:mpeg:mpeg7:cs:GraphicsCodingFormatCS:2001"
    domain="//MediaInformation/MediaProfile/MediaFormat/GraphicCodingFormat">
    <Term termID="1">
        <Name xml:lang="en">MPEG-4 Graphics</Name>
        <Definition xml:lang="en">MPEG-4 Graphics Format</Definition>
        <Term termID="1.1">
```

© ISO/IEC 2003 – All rights reserved

Copyright International Organization for Standardization
Provided by IHS under license with ISO
No reproduction or networking permitted without license from IHS
Not for Resale

```
            <Name xml:lang="en">MPEG-4 Graphics Simple 2D Profile</Name>
        </Term>
        <Term termID="1.2">
            <Name xml:lang="en">MPEG-4 Graphics Complete 2D Profile</Name>
        </Term>
        <Term termID="1.3">
            <Name xml:lang="en">MPEG-4 Graphics Complete Profile</Name>
        </Term>
    </Term>
    <Term termID="2">
        <Name xml:lang="en">VRML</Name>
        <Definition xml:lang="en">Virtual Reality Modeling Language</Definition>
    </Term>
</ClassificationScheme>
```

B.2.15 ICRAParentalRatingCS

```
<ClassificationScheme uri="urn:mpeg:mpeg7:cs:ICRAParentalRatingCS:2001"
    domain="//CreationInformation/Classification/ParentalGuidance/ParentalRating">
    <Header xsi:type="DescriptionMetadataType">
        <Comment>
            <FreeTextAnnotation xml:lang="en">
                Thesaurus for Language Rating
            </FreeTextAnnotation>
        </Comment>
    </Header>

    <Term termID="1">
        <Name xml:lang="en">Level4</Name>
        <Definition xml:lang="en">Crude, vulgar language or extreme hate speech
        </Definition>
    </Term>
    <Term termID="2">
        <Name xml:lang="en">Level3</Name>
        <Definition xml:lang="en">Strong language or hate speech</Definition>
    </Term>
    <Term termID="3">
        <Name xml:lang="en">Level2</Name>
        <Definition xml:lang="en">Moderate expletives or profanity</Definition>
    </Term>
    <Term termID="4">
        <Name xml:lang="en">Level1</Name>
        <Definition xml:lang="en">Mild expletives</Definition>
    </Term>
    <Term termID="5">
        <Name xml:lang="en">Level0</Name>
        <Definition xml:lang="en">None of the above</Definition>
    </Term>
    <Term termID="6">
        <Name xml:lang="en">None</Name>
        <Definition xml:lang="en">Not Rated</Definition>
    </Term>
</ClassificationScheme>
```

--`,,```,,,,````-`-`,,`,,`,`,,`---

Copyright International Organization for Standardization
Provided by IHS under license with ISO
No reproduction or networking permitted without license from IHS
Not for Resale
© ISO/IEC 2003 – All rights reserved

B.2.16 ICRAParentalRatingNudityCS

```
<ClassificationScheme uri="urn:mpeg:mpeg7:cs:ICRAParentalRatingNudityCS:2001"
   domain="//CreationInformation/Classification/ParentalGuidance/ParentalRating">
   <Header xsi:type="DescriptionMetadataType">
      <Comment>
         <FreeTextAnnotation xml:lang="en">
            Thesaurus for Nudity Rating
         </FreeTextAnnotation>
      </Comment>
   </Header>

   <Term termID="1">
      <Name xml:lang="en">Level 4</Name>
      <Definition xml:lang="en">Frontal nudity (qualifying as provocative display)
      </Definition>
   </Term>
   <Term termID="2">
      <Name xml:lang="en">Level 3</Name>
      <Definition xml:lang="en">Frontal nudity</Definition>
   </Term>
   <Term termID="3">
      <Name xml:lang="en">Level 2</Name>
      <Definition xml:lang="en">Partial nudity</Definition>
   </Term>
   <Term termID="4">
      <Name xml:lang="en">Level 1</Name>
      <Definition xml:lang="en">Revealing attire</Definition>
   </Term>
   <Term termID="5">
      <Name xml:lang="en">Level 0</Name>
      <Definition xml:lang="en">None of the above</Definition>
   </Term>
   <Term termID="6">
      <Name xml:lang="en">None</Name>
      <Definition xml:lang="en">Not Rated</Definition>
   </Term>
</ClassificationScheme>
```

B.2.17 ICRAParentalRatingSexCS

```
<ClassificationScheme uri="urn:mpeg:mpeg7:cs:ICRAParentalRatingSexCS:2001"
   domain="//CreationInformation/Classification/ParentalGuidance/ParentalRating">
   <Header xsi:type="DescriptionMetadataType">
      <Comment>
         <FreeTextAnnotation xml:lang="en">
            Thesaurus for Sex Rating
         </FreeTextAnnotation>
      </Comment>
   </Header>

   <Term termID="1">
      <Name xml:lang="en">Level 4</Name>
      <Definition xml:lang="en">Explicit sexual acts or sex crimes</Definition>
   </Term>
   <Term termID="2">
      <Name xml:lang="en">Level 3</Name>
      <Definition xml:lang="en">Non-explicit sexual acts</Definition>
```

© ISO/IEC 2003 – All rights reserved

Copyright International Organization for Standardization
Provided by IHS under license with ISO
No reproduction or networking permitted without license from IHS
Not for Resale

```
    </Term>
    <Term termID="3">
       <Name xml:lang="en">Level 2</Name>
       <Definition xml:lang="en">Clothed sexual touching</Definition>
    </Term>
    <Term termID="4">
       <Name xml:lang="en">Level 1</Name>
       <Definition xml:lang="en">Passionate kissing</Definition>
    </Term>
    <Term termID="5">
       <Name xml:lang="en">Level 0</Name>
       <Definition xml:lang="en">None of the above or innocent kissing; romance
       </Definition>
    </Term>
    <Term termID="6">
       <Name xml:lang="en">None</Name>
       <Definition xml:lang="en">Not Rated</Definition>
    </Term>
</ClassificationScheme>
```

B.2.18 ICRAParentalRatingViolenceCS

```
<ClassificationScheme uri="urn:mpeg:mpeg7:cs:ICRAParentalRatingViolenceCS:2001"
    domain="//CreationInformation/Classification/ParentalGuidance/ParentalRating">
    <Header xsi:type="DescriptionMetadataType">
       <Comment>
          <FreeTextAnnotation xml:lang="en">
             Thesaurus for Violence Rating
          </FreeTextAnnotation>
       </Comment>
    </Header>

    <Term termID="1">
       <Name xml:lang="en">Level 4</Name>
       <Definition xml:lang="en">Rape or wanton, gratuitous violence
       </Definition>
    </Term>
    <Term termID="2">
       <Name xml:lang="en">Level 3</Name>
       <Definition xml:lang="en">Aggressive violence or death to humans
       </Definition>
    </Term>
    <Term termID="3">
       <Name xml:lang="en">Level 2</Name>
       <Definition xml:lang="en">Destruction of realistic objects</Definition>
    </Term>
    <Term termID="4">
       <Name xml:lang="en">Level 1</Name>
       <Definition xml:lang="en">Injury to human being</Definition>
    </Term>
    <Term termID="5">
       <Name xml:lang="en">Level 0</Name>
       <Definition xml:lang="en">None of the above or sports related
       </Definition>
    </Term>
    <Term termID="6">
       <Name xml:lang="en">None</Name>
       <Definition xml:lang="en">Not Rated</Definition>
    </Term>
</ClassificationScheme>
```


© ISO/IEC 2003 – All rights reserved
Copyright International Organization for Standardization
Provided by IHS under license with ISO
No reproduction or networking permitted without license from IHS
Not for Resale

B.2.19 ImageDomainCS

```
<ClassificationScheme uri="urn:mpeg:mpeg7:cs:ImageDomainCS:2001"
   domain="//MediaInformation/MediaIdentification/ImageDomain">
   <Term termID="1">
      <Name xml:lang="en">Source</Name>
      <Definition xml:lang="en">Type of video source</Definition>
      <Term termID="1.1">
         <Name xml:lang="en">Synthetic</Name>
      </Term>
      <Term termID="1.2">
         <Name xml:lang="en">Natural</Name>
      </Term>
      <Term termID="1.3">
         <Name xml:lang="en">Scanned document</Name>
      </Term>
   </Term>
   <Term termID="2">
      <Name xml:lang="en">Acquisition</Name>
      <Definition xml:lang="en">Type of Image Content</Definition>
      <Term termID="2.1">
         <Name xml:lang="en">B/W photograph</Name>
      </Term>
      <Term termID="2.2">
         <Name xml:lang="en">B/W graphic</Name>
      </Term>
      <Term termID="2.3">
         <Name xml:lang="en">Gray photograph</Name>
      </Term>
      <Term termID="2.4">
         <Name xml:lang="en">Gray graphic</Name>
      </Term>
      <Term termID="2.5">
         <Name xml:lang="en">Color photograph</Name>
      </Term>
      <Term termID="2.6">
         <Name xml:lang="en">Complex color graphic</Name>
      </Term>
      <Term termID="2.7">
         <Name xml:lang="en">Simplex color graphic</Name>
      </Term>
   </Term>
   <Term termID="3">
      <Name xml:lang="en">Use</Name>
      <Definition xml:lang="en">Original usage domain</Definition>
      <Term termID="3.1">
         <Name xml:lang="en">Scientific</Name>
      </Term>
      <Term termID="3.2">
         <Name xml:lang="en">Medical</Name>
      </Term>
      <Term termID="3.3">
         <Name xml:lang="en">Aerial</Name>
      </Term>
      <Term termID="3.4">
         <Name xml:lang="en">Remote-sensing</Name>
      </Term>
      <Term termID="3.5">
         <Name xml:lang="en">Security</Name>
      </Term>
```

© ISO/IEC 2003 – All rights reserved

Copyright International Organization for Standardization
Provided by IHS under license with ISO
No reproduction or networking permitted without license from IHS
Not for Resale

```
        <Term termID="3.6">
            <Name xml:lang="en">Printed Publication</Name>
        </Term>
    </Term>
</ClassificationScheme>
```

B.2.20 IntentionCS

```
<ClassificationScheme uri="urn:mpeg:mpeg7:cs:IntentionCS:2001"
    domain="//CreationInformation/Classification/Purpose">
    <Header xsi:type="DescriptionMetadataType">
        <Comment>
            <FreeTextAnnotation xml:lang="en">
            The disseminator's primary apparent intention in transmitting the program
            </FreeTextAnnotation>
        </Comment>
    </Header>

    <Term termID="1">
        <Name xml:lang="en">Entertainment</Name>
        <Definition xml:lang="en">
            Program intended primarily to evoke relaxation, feelings of
            pleasure and/or awareness of beauty
        </Definition>
        <Term termID="1.1">
            <Name xml:lang="en">Pure entertainment</Name>
        </Term>
        <Term termID="1.2">
            <Name xml:lang="en">Informative entertainment</Name>
            <Definition xml:lang="en">Program primarily intended to increase
                knowledge about non-current subjects in a didactic or
                non-didactic way, or to religiously inspire
            </Definition>
        </Term>
    </Term>
    <Term termID="2">
        <Name xml:lang="en">Information</Name>
        <Definition xml:lang="en">
            Program intended primarily to inform about current facts,
            situations, events, theories or forecasts, or to provide
            explanatory background information and advice
        </Definition>
        <Term termID="2.1">
            <Name xml:lang="en">Pure information</Name>
        </Term>
        <Term termID="2.2">
            <Name xml:lang="en">Infotainment</Name>
            <Definition xml:lang="en">Program primarily intended to increase
                knowledge about non-current subjects in a didactic or
                non-didactic way, or to religiously inspire
            </Definition>
        </Term>
        <Term termID="2.3">
            <Name xml:lang="en">Advice</Name>
            <Definition xml:lang="en">Program primarily intended to increase
                knowledge about non-current subjects in a didactic or
                non-didactic way, or to religiously inspire
            </Definition>
        </Term>
```


Copyright International Organization for Standardization
Provided by IHS under license with ISO
No reproduction or networking permitted without license from IHS
Not for Resale
© ISO/IEC 2003 – All rights reserved

```
    </Term>
    <Term termID="3">
        <Name xml:lang="en">Enrichment</Name>
        <Definition xml:lang="en">Program primarily intended to increase
            knowledge about non-current subjects in a didactic or non-didactic
            way, or to religiously inspire
        </Definition>
        <Term termID="3.1">
            <Name xml:lang="en">General enrichment</Name>
        </Term>
        <Term termID="3.2">
            <Name xml:lang="en">Education</Name>
        </Term>
        <Term termID="3.3">
            <Name xml:lang="en">Inspirational enrichment</Name>
        </Term>
    </Term>
    <Term termID="4">
        <Name xml:lang="en">Involvement</Name>
        <Definition xml:lang="en">Program intended to involve people in social
            action, such as fund raising, good causes and so forth
        </Definition>
    </Term>
    <Term termID="5">
        <Name xml:lang="en">Keywords</Name>
        <Term termID="5.1">
            <Name xml:lang="en">Main keyword</Name>
            <Definition xml:lang="en">Program primarily intended to increase
                knowledge about non-current subjects in a didactic or
                non-didactic way, or to religiously inspire.
            </Definition>
        </Term>
        <Term termID="5.2">
            <Name xml:lang="en">Sub keyword</Name>
            <Definition xml:lang="en">Program primarily intended to increase
                knowledge about non-current subjects in a didactic or
                non-didactic way, or to religiously inspire.
            </Definition>
        </Term>
        <Term termID="5.3">
            <Name xml:lang="en">Keywords</Name>
            <Definition xml:lang="en">Program primarily intended to increase
                knowledge about non-current subjects in a didactic or
                non-didactic way, or to religiously inspire.
            </Definition>
        </Term>
    </Term>
</ClassificationScheme>
```

B.2.21 JapanRatingCS

```
<ClassificationScheme
    uri="urn:mpeg:mpeg7:cs:JapanRatingCS:2001"
    domain="//CreationInformation/Classification/ParentalGuidance/ParentalRating">
    <Header xsi:type="DescriptionMetadataType">
        <Comment>
            <FreeTextAnnotation xml:lang="en">
                Thesaurus for movie rating from JapaneseAdmCommMotionPictureCodeEthics
            </FreeTextAnnotation>
```

© ISO/IEC 2003 – All rights reserved

Copyright International Organization for Standardization
Provided by IHS under license with ISO
No reproduction or networking permitted without license from IHS
Not for Resale

```
        </Comment>
    </Header>

    <Term termID="1">
        <Name xml:lang="en">PG12</Name>
        <Definition xml:lang="en">It is desirable for those under 12 to be
            accompanied by parent or adult guardian.
        </Definition>
    </Term>
    <Term termID="2">
        <Name xml:lang="en">R-15</Name>
        <Definition xml:lang="en">Nobody under 15 is admitted because of
            inappropriate content.
        </Definition>
    </Term>
    <Term termID="3">
        <Name xml:lang="en">R-18</Name>
        <Definition xml:lang="en">Nobody under 18 is admitted because of
            inappropriate content.
        </Definition>
    </Term>
    <Term termID="4">
        <Name xml:lang="en">None</Name>
        <Definition xml:lang="en">Not rated</Definition>
    </Term>
</ClassificationScheme>
```

B.2.22 MPAAParentalRatingCS

```
<ClassificationScheme uri="urn:mpeg:mpeg7:cs:MPAAParentalRatingCS:2001"
    domain="//CreationInformation/Classification/ParentalGuidance/ParentalRating">
    <Header xsi:type="DescriptionMetadataType">
        <Comment>
            <FreeTextAnnotation xml:lang="en">
                Thesaurus for movie rating
            </FreeTextAnnotation>
        </Comment>
    </Header>

    <Term termID="G">
        <Name xml:lang="en">G</Name>
        <Definition xml:lang="en">General audiences (all ages admitted)
        </Definition>
    </Term>
    <Term termID="PG">
        <Name xml:lang="en">PG</Name>
        <Definition xml:lang="en">Parental guidance suggested (Some material may
            not be suitable for children)
        </Definition>
    </Term>
    <Term termID="PG-13">
        <Name xml:lang="en">PG-13</Name>
        <Definition xml:lang="en">Parents strongly cautioned (Some material may
            be inappropriate for children under 13)
        </Definition>
    </Term>
    <Term termID="R">
        <Name xml:lang="en">R</Name>
        <Definition xml:lang="en">Restricted (Under 17 requires accompanying
```


--`,,```,,,,````-`-`,,`,,`,`,,`---
Copyright International Organization for Standardization
Provided by IHS under license with ISO
No reproduction or networking permitted without license from IHS
© ISO/IEC 2003 – All rights reserved
Not for Resale

```
            parent of adult guardian)
        </Definition>
    </Term>
    <Term termID="NC-17">
        <Name xml:lang="en">NC-17</Name>
        <Definition xml:lang="en">No one 17 and under admitted</Definition>
    </Term>
    <Term termID="NR">
        <Name xml:lang="en">NR</Name>
        <Definition xml:lang="en">Not rated</Definition>
    </Term>
</ClassificationScheme>
```

B.2.23 MPAAParentalRatingTVCS

```
<ClassificationScheme uri="urn:mpeg:mpeg7:cs:MPAAParentalRatingTVCS:2001"
    domain="//CreationInformation/Classification/ParentalGuidance/ParentalRating">
    <Header xsi:type="DescriptionMetadataType">
        <Comment>
            <FreeTextAnnotation xml:lang="en">
                Thesaurus for TV program rating
            </FreeTextAnnotation>
        </Comment>
    </Header>

    <Term termID="1">
        <Name xml:lang="en">TVY</Name>
        <Definition xml:lang="en">All children. (This program is designed to be
            appropriate for all children. Whether animated or
            live-action, the themes and elements in this
            program are specifically designed for a very young
            audience, including children from ages 2 - 6. This
            program is not expected to frighten younger
            children.)
        </Definition>
    </Term>
    <Term termID="2">
        <Name xml:lang="en">TVY7</Name>
        <Definition xml:lang="en">Directed to older children. (This program is
            designed for children age 7 and above. It may be
            more appropriate for children who have acquired the
            developmental skills needed to distinguish between
            make-believe and reality. Themes and elements in
            this program may include mild fantasy violence or
            comedic violence, or may frighten children under
            the age of 7. Therefore, parents may wish to
            consider the suitability of this program for their
            very young children. Note: For those programs where
            fantasy violence may be more intense or more
            combative than other programs in this category,
            such programs will be designated TV-Y7-FV.)
        </Definition>
    </Term>
    <Term termID="3">
        <Name xml:lang="en">TVG</Name>
        <Definition xml:lang="en">General Audience. (Most parents would find this
            program suitable for all ages. Although this rating
            does not signify a program designed specifically
            for children, most parents may let younger children
```

© ISO/IEC 2003 – All rights reserved

Copyright International Organization for Standardization
Provided by IHS under license with ISO
No reproduction or networking permitted without license from IHS
Not for Resale

```
            watch this program unattended. It contains little
            or no violence, no strong language and little or no
            sexual dialogue or situations.)
        </Definition>
    </Term>
    <Term termID="4">
        <Name xml:lang="en">TVPG</Name>
        <Definition xml:lang="en">Parental guidance suggested. (This program
            contains material that parents may find unsuitable
            for younger children. Many parents may want to
            watch it with their younger children. The theme
            itself may call for parental guidance and/or the
            program contains one or more of the following:
            moderate violence (V), some sexual situations (S),
            infrequent coarse language (L), or some suggestive
            dialogue (D).)
        </Definition>
    </Term>
    <Term termID="5">
        <Name xml:lang="en">TV14</Name>
        <Definition xml:lang="en">Parents strongly cautioned. (This program
            contains some material that many parents would find
            unsuitable for children under 14 years of age.
            Parents are strongly urged to exercise greater care
            in monitoring this program and are cautioned
            against letting children under the age of 14 watch
            unattended. This program contains one or more of
            the following: intense violence (V), intense sexual
            situations (S), strong coarse language (L), or
            intensely suggestive dialogue (D).)
        </Definition>
    </Term>
    <Term termID="6">
        <Name xml:lang="en">TVMA</Name>
        <Definition xml:lang="en">Mature audience only. (This program is
            specifically designed to be viewed by adults and
            therefore may be unsuitable for children under 17.
            This program contains one or more of the following:
            graphic violence (V), explicit sexual activity (S),
            or crude indecent language (L).)
        </Definition>
    </Term>
    <Term termID="7">
        <Name xml:lang="en">None</Name>
        <Definition xml:lang="en">Not rated</Definition>
    </Term>
</ClassificationScheme>
```

B.2.24 MediumCS

```
<ClassificationScheme
uri="urn:mpeg:mpeg7:cs:urn:mpeg:mpeg7:cs:mpeg7:cs:MediumCS:2001"
    domain="//MediaInformation/MediaProfile/MediaFormat/Medium">
    <Term termID="1">
        <Name xml:lang="en">Optical Media</Name>
        <Definition xml:lang="en">
            Publication stored on optical storage medium
        </Definition>
        <Term termID="1.1">
```


Copyright International Organization for Standardization
Provided by IHS under license with ISO
No reproduction or networking permitted without license from IHS
Not for Resale
© ISO/IEC 2003 – All rights reserved

```
            <Name xml:lang="en">CD</Name>
            <Definition xml:lang="en">
               Publication stored on Compact Disk
            </Definition>
         </Term>
         <Term termID="1.2">
            <Name xml:lang="en">LaserDisc</Name>
            <Name xml:lang="en">LD</Name>
            <Definition xml:lang="en">
               Publication stored on LaserDisc
            </Definition>
         </Term>
         <Term termID="1.3">
            <Name xml:lang="en">DVD</Name>
            <Definition xml:lang="en">
               Publication stored on DVD
            </Definition>
         </Term>
      </Term>
      <Term termID="2">
         <Name xml:lang="en">Magnetic Media</Name>
         <Definition xml:lang="en">
            Publication stored on magnetic storage medium
         </Definition>
         <Term termID="2.1">
            <Name xml:lang="en">Magnetic Disk</Name>
            <Definition xml:lang="en">
               Publication stored on magnetic disk
            </Definition>
            <Term termID="2.1.1">
               <Name xml:lang="en">HardDisk</Name>
               <Name xml:lang="en">HD</Name>
               <Definition xml:lang="en">
                  Publication stored on hard disk
               </Definition>
            </Term>
            <Term termID="2.1.2">
               <Name xml:lang="en">Floppy</Name>
               <Definition xml:lang="en">
                  Publication stored on 3.5-in. floppy disk
               </Definition>
            </Term>
            <Term termID="2.1.3">
               <Name xml:lang="en">Zip</Name>
               <Definition xml:lang="en">
                  Publication stored on Zip disk
               </Definition>
            </Term>
            <Term termID="2.1.4">
               <Name xml:lang="en">Jaz</Name>
               <Definition xml:lang="en">
                  Publication stored on Jaz disk
               </Definition>
            </Term>
            <Term termID="2.1.5">
               <Name xml:lang="en">SuperDISK</Name>
               <Definition xml:lang="en">
                  Publication stored on SuperDISK
               </Definition>
            </Term>
```

© ISO/IEC 2003 – All rights reserved

Copyright International Organization for Standardization
Provided by IHS under license with ISO
No reproduction or networking permitted without license from IHS
Not for Resale

```
        </Term>
        <Term termID="2.2">
            <Name xml:lang="en">Magnetic Tape</Name>
            <Definition xml:lang="en">
                Publication stored on magnetic tape
            </Definition>
            <Term termID="2.2.1">
                <Name xml:lang="en">VHS</Name>
                <Definition xml:lang="en">
                    Publication stored on VHS tape
                </Definition>
            </Term>
            <Term termID="2.2.2">
                <Name xml:lang="en">VHS-C</Name>
                <Definition xml:lang="en">
                    Publication stored on VHS-C tape
                </Definition>
            </Term>
            <Term termID="2.2.3">
                <Name xml:lang="en">BetaMax</Name>
                <Definition xml:lang="en">
                    Publication stored on BetaMax tape
            </Definition>
            </Term>
            <Term termID="2.2.4">
                <Name xml:lang="en">BetaCam</Name>
                <Definition xml:lang="en">
                    Publication stored on BetaCam tape
                </Definition>
            </Term>
            <Term termID="2.2.5">
                <Name xml:lang="en">D1</Name>
                <Definition xml:lang="en">
                    Publication stored on D1 tape
                </Definition>
            </Term>
            <Term termID="2.2.6">
                <Name xml:lang="en">D2</Name>
                <Definition xml:lang="en">
                    Publication stored on D2(uncompressed composite SDTV)
                    tape
                </Definition>
            </Term>
            <Term termID="2.2.7">
                <Name xml:lang="en">D3</Name>
                <Definition xml:lang="en">
                    Publication stored on D3(uncompressed composite SDTV)
                    tape
                </Definition>
            </Term>
            <Term termID="2.2.8">
                <Name xml:lang="en">D5</Name>
                <Definition xml:lang="en">
                    Publication stored on D5(uncompressed composite SDTV)
                    tape
                </Definition>
            </Term>
            <Term termID="2.2.9">
                <Name xml:lang="en">HD-D5</Name>
                <Definition xml:lang="en">
```


Copyright International Organization for Standardization
Provided by IHS under license with ISO
No reproduction or networking permitted without license from IHS
Not for Resale
© ISO/IEC 2003 – All rights reserved

```
            Publication stored on HD-D5(compressed component HDTV)
            tape
        </Definition>
    </Term>
    <Term termID="2.2.10">
        <Name xml:lang="en">D6</Name>
        <Definition xml:lang="en">
            Publication stored on D6(uncompressed composite HDTV)
            tape
        </Definition>
    </Term>
    <Term termID="2.2.11">
        <Name xml:lang="en">D7</Name>
        <Definition xml:lang="en">
            Publication stored on D7(compressed component SDTV,
            DVCPRO, DVCPRO50) tape
        </Definition>
    </Term>
    <Term termID="2.2.12">
        <Name xml:lang="en">D9</Name>
        <Definition xml:lang="en">
            Publication stored on D9(compressed component SDTV, DV
            based, Digital-S) tape
        </Definition>
    </Term>
    <Term termID="2.2.13">
        <Name xml:lang="en">D10</Name>
        <Definition xml:lang="en">
            Publication stored on D10(BetaCAM IMX,
            compressed component SDTV, MPEG2 422 profile) tape
        </Definition>
    </Term>
    <Term termID="2.2.14">
        <Name xml:lang="en">D11</Name>
        <Definition xml:lang="en">
            Publication stored on D11(HDCAM, compressed component
            HDTV) tape
        </Definition>
    </Term>
    <Term termID="2.2.15">
        <Name xml:lang="en">D12</Name>
        <Definition xml:lang="en">
            Publication stored on D12(DVCPRO/HD, compressed
            component HDTV, DV based) tape
        </Definition>
    </Term>
    <Term termID="2.2.16">
        <Name xml:lang="en">BetaCAM SX</Name>
        <Definition xml:lang="en">
            Publication stored on BetaCAM SX(compressed component
            SDTV, MPEG2 422profile) tape
        </Definition>
    </Term>
    <Term termID="2.2.17">
        <Name xml:lang="en">1-inch HDTV</Name>
        <Definition xml:lang="en">
            Publication stored on 1-inch HDTV(uncompressed
            component HDTV) tape
        </Definition>
    </Term>
```

© ISO/IEC 2003 – All rights reserved

Copyright International Organization for Standardization
Provided by IHS under license with ISO
No reproduction or networking permitted without license from IHS
Not for Resale

```
            <Term termID="2.2.18">
               <Name xml:lang="en">8mm</Name>
               <Definition xml:lang="en">
                  Publication stored on 8mm tape
               </Definition>
            </Term>
            <Term termID="2.2.19">
               <Name xml:lang="en">DV</Name>
               <Definition xml:lang="en">
                  Publication stored on Digital Video tape
               </Definition>
            </Term>
            <Term termID="2.2.20">
               <Name xml:lang="en">DVCPRO</Name>
               <Definition xml:lang="en">
                  Publication stored on DVCPRO (compressed component
                  SDTV, DV based) tape
               </Definition>
            </Term>
            <Term termID="2.2.21">
               <Name xml:lang="en">DVCPRO50</Name>
               <Definition xml:lang="en">
                  Publication stored on DVCPRO50 (compressed component
                  SDTV, DV based) tape
               </Definition>
            </Term>
            <Term termID="2.2.22">
               <Name xml:lang="en">DVCPRO/P</Name>
               <Definition xml:lang="en">
                  Publication stored on DVCPRO/P (compressed component
                  SDTV, DV based, progressive) tape
               </Definition>
            </Term>
            <Term termID="2.2.23">
               <Name xml:lang="en">DVCAM</Name>
               <Definition xml:lang="en">
                  Publication stored on DVCAM (compressed component SDTV,
                  ISO/IEC DIF compliant) tape
               </Definition>
            </Term>
            <Term termID="2.2.24">
               <Name xml:lang="en">Digital BetaCAM</Name>
               <Definition xml:lang="en">
                  Publication stored on Digital BetaCAM(compressed
                  component SDTV) tape
               </Definition>
            </Term>
            <Term termID="2.2.25">
               <Name xml:lang="en">CassetteTape</Name>
               <Definition xml:lang="en">
                  Publication stored on Audio Cassette Tape
               </Definition>
            </Term>
            <Term termID="2.2.26">
               <Name xml:lang="en">DAT</Name>
               <Definition xml:lang="en">
                  Publication stored on Digital Audio Tape
               </Definition>
            </Term>
         </Term>
```


Copyright International Organization for Standardization
Provided by IHS under license with ISO
No reproduction or networking permitted without license from IHS
Not for Resale
© ISO/IEC 2003 – All rights reserved

```
    </Term>
    <Term termID="3">
        <Name xml:lang="en">Magneto-Optical Media</Name>
        <Definition xml:lang="en">
            Publication stored on magneto-optical media
        </Definition>
        <Term termID="3.1">
            <Name xml:lang="en">MiniDisc</Name>
            <Name xml:lang="en">MD</Name>
            <Definition xml:lang="en">
                Publication stored on MiniDisc
            </Definition>
        </Term>
        <Term termID="3.2">
            <Name xml:lang="en">MO Disc</Name>
            <Definition xml:lang="en">
                Publication stored on MO Disc
            </Definition>
        </Term>
    </Term>
    <Term termID="4">
        <Name xml:lang="en">Solid State Memory</Name>
        <Definition xml:lang="en">
            Publication stored on solid-state memory
        </Definition>
        <Term termID="4.1">
            <Name xml:lang="en">Flash Memory</Name>
            <Definition xml:lang="en">
                Publication stored on flash memory
            </Definition>
            <Term termID="4.1.1">
                <Name xml:lang="en">FlashCard</Name>
                <Definition xml:lang="en">
                    Publication stored on FlashCard
                </Definition>
            </Term>
            <Term termID="4.1.2">
                <Name xml:lang="en">MemoryStick</Name>
                <Definition xml:lang="en">
                    Publication stored on MemoryStick
                </Definition>
            </Term>
            <Term termID="4.1.3">
                <Name xml:lang="en">SD Memory Card</Name>
                <Definition xml:lang="en">
                    Publication stored on SD Memory Card
                </Definition>
            </Term>
            <Term termID="4.1.4">
                <Name xml:lang="en">SmartMedia</Name>
                <Definition xml:lang="en">
                    Publication stored on SmartMedia
                </Definition>
            </Term>
            <Term termID="4.1.5">
                <Name xml:lang="en">CompactFlash</Name>
                <Definition xml:lang="en">
                    Publication stored on CompactFlash
                </Definition>
            </Term>
```

© ISO/IEC 2003 – All rights reserved

Copyright International Organization for Standardization
Provided by IHS under license with ISO
No reproduction or networking permitted without license from IHS
Not for Resale

```
        </Term>
    </Term>
    <Term termID="5">
        <Name xml:lang="en">Vinyl Record</Name>
        <Definition xml:lang="en">
            Publication stored on vinyl record
        </Definition>
        <Term termID="5.1">
            <Name xml:lang="en">33</Name>
            <Name xml:lang="en">LP</Name>
            <Definition xml:lang="en">
                Publication stored on 33RPM vinyl record
            </Definition>
        </Term>
        <Term termID="5.2">
            <Name xml:lang="en">45</Name>
            <Definition xml:lang="en">
                Publication stored on 45RPM vinyl record
            </Definition>
        </Term>
        <Term termID="5.3">
            <Name xml:lang="en">78</Name>
            <Definition xml:lang="en">
                Publication stored on 78RPM vinyl record
            </Definition>
        </Term>
    </Term>
    <Term termID="6">
        <Name xml:lang="en">Film</Name>
        <Definition xml:lang="en">
            Publication stored on film
        </Definition>
        <Term termID="6.1">
            <Name xml:lang="en">8mm</Name>
        </Term>
        <Term termID="6.2">
            <Name xml:lang="en">35mm</Name>
        </Term>
    </Term>
</ClassificationScheme>
```

B.2.25 OtherCodingFormatCS

```
<ClassificationScheme uri="urn:mpeg:mpeg7:cs:OtherCodingFormatCS:2001"
    domain="//MediaInformation/MediaProfile/MediaFormat/OtherCodingFormat">
    <Term termID="1">
        <Name xml:lang="en">HTML</Name>
        <Definition xml:lang="en">HTML Format</Definition>
        <Term termID="1.1">
            <Name xml:lang="en">HTML 1.0</Name>
            <Definition xml:lang="en"> HTML 1.0 Format </Definition>
        </Term>
        <Term termID="1.2">
            <Name xml:lang="en">HTML 2.0</Name>
            <Definition xml:lang="en"> HTML 2.0 Format </Definition>
        </Term>
        <Term termID="1.3">
            <Name xml:lang="en">HTML 3.0</Name>
            <Definition xml:lang="en"> HTML 3.0 Format </Definition>
```


Copyright International Organization for Standardization
Provided by IHS under license with ISO
No reproduction or networking permitted without license from IHS
© ISO/IEC 2003 – All rights reserved
Not for Resale

```
        </Term>
        <Term termID="1.4">
            <Name xml:lang="en">HTML 4.0</Name>
            <Definition xml:lang="en"> HTML 4.0 Format </Definition>
        </Term>
    </Term>
</ClassificationScheme>
```

B.2.26 QualityRatingSchemeCS

```
<ClassificationScheme uri="urn:mpeg:mpeg7:cs:QualityRatingSchemeCS:2001"
    domain="//MediaInformation/MediaProfile/MediaQuality/QualityRating/RatingScheme">
    <Term termID="1">
        <Name xml:lang="en">Subjective</Name>
        <Definition xml:lang="en">Subjective Rating Schemes</Definition>
        <Term termID="1.1">
            <Name xml:lang="en">DSIS</Name>
                <Definition xml:lang="en">
                    The double-stimulus impairment scale
                </Definition>
        </Term>
        <Term termID="1.2">
            <Name xml:lang="en">DSCQS</Name>
            <Definition xml:lang="en">
                The double-stimulus continuous quality-scale
            </Definition>
        </Term>
        <Term termID="1.3">
            <Name xml:lang="en">SSACJM</Name>
            <Definition xml:lang="en">
                The single stimulus adjectival categorical judgement methods
            </Definition>
        </Term>
        <Term termID="1.4">
            <Name xml:lang="en">SSNUCJM</Name>
            <Definition xml:lang="en">
                The single stimulus numerical categorical judgement methods
            </Definition>
        </Term>
        <Term termID="1.5">
            <Name xml:lang="en">SSNCJM</Name>
            <Definition xml:lang="en">
                The single non-categorical judgment methods
            </Definition>
        </Term>
        <Term termID="1.6">
            <Name xml:lang="en">SSPM</Name>
            <Definition xml:lang="en">The single stimulus performance methods
            </Definition>
        </Term>
        <Term termID="1.7">
            <Name xml:lang="en">SCACJM</Name>
            <Definition xml:lang="en">The stimulus comparison adjectival
                categorical judgement methods
            </Definition>
        </Term>
        <Term termID="1.8">
            <Name xml:lang="en">SCNCJM</Name>
            <Definition xml:lang="en">
```

© ISO/IEC 2003 – All rights reserved

Copyright International Organization for Standardization
Provided by IHS under license with ISO
No reproduction or networking permitted without license from IHS
Not for Resale

```
            The stimulus comparison non-categorical judgment methods
         </Definition>
      </Term>
      <Term termID="1.9">
         <Name xml:lang="en">SCPM</Name>
         <Definition xml:lang="en">
            The stimulus comparison performance methods
         </Definition>
      </Term>
      <Term termID="1.10">
         <Name xml:lang="en">SSCQE</Name>
         <Definition xml:lang="en">
            The single stimulus continuous quality evaluation
         </Definition>
      </Term>
      <Term termID="1.11">
         <Name xml:lang="en">SDSCE</Name>
         <Definition xml:lang="en">
            The simultaneous double stimulus for continuous
            evaluation method
         </Definition>
      </Term>
      <Term termID="1.12">
         <Name xml:lang="en">Others</Name>
         <Definition xml:lang="en">
            Other subjective rating schemes
         </Definition>
      </Term>
   </Term>
   <Term termID="2">
      <Name xml:lang="en">Objective</Name>
      <Definition xml:lang="en">Objective Rating Schemes</Definition>
      <Term termID="2.1">
         <Name xml:lang="en">HVS_R</Name>
         <Definition xml:lang="en">Human vision system model with reference
         </Definition>
      </Term>
      <Term termID="2.2">
         <Name xml:lang="en">HVS_NR</Name>
         <Definition xml:lang="en">
            Human vision system model with no reference
         </Definition>
      </Term>
      <Term termID="2.3">
         <Name xml:lang="en">PSNR_Y</Name>
         <Definition xml:lang="en">PSNR (in dBs) on Y channel</Definition>
      </Term>
      <Term termID="2.4">
         <Name xml:lang="en">PSNR_U</Name>
         <Definition xml:lang="en">PSNR (in dBs) on U channel</Definition>
      </Term>
      <Term termID="2.5">
         <Name xml:lang="en">PSNR_V</Name>
         <Definition xml:lang="en">PSNR (in dBs) on V channel</Definition>
      </Term>
      <Term termID="2.6">
         <Name xml:lang="en">PSNR_R</Name>
         <Definition xml:lang="en">PSNR (in dBs) on R channel</Definition>
      </Term>
      <Term termID="2.7">
```


Copyright International Organization for Standardization
Provided by IHS under license with ISO
No reproduction or networking permitted without license from IHS
Not for Resale
© ISO/IEC 2003 – All rights reserved

```
            <Name xml:lang="en">PSNR_G</Name>
            <Definition xml:lang="en">PSNR (in dBs) on G channel</Definition>
        </Term>
        <Term termID="2.8">
            <Name xml:lang="en">PSNR_B</Name>
            <Definition xml:lang="en">PSNR (in dBs) on B channel</Definition>
        </Term>
        <Term termID="2.9">
            <Name xml:lang="en">MSE_Y</Name>
            <Definition xml:lang="en">MSE on Y channel</Definition>
        </Term>
        <Term termID="2.10">
            <Name xml:lang="en">MSE_U</Name>
            <Definition xml:lang="en">MSE on U channel</Definition>
        </Term>
        <Term termID="2.11">
            <Name xml:lang="en">MSE_V</Name>
            <Definition xml:lang="en">MSE on V channel</Definition>
        </Term>
        <Term termID="2.12">
            <Name xml:lang="en">MSE_R</Name>
            <Definition xml:lang="en">MSE on R channel</Definition>
        </Term>
        <Term termID="2.13">
            <Name xml:lang="en">MSE_G</Name>
            <Definition xml:lang="en">MSE on G channel</Definition>
        </Term>
        <Term termID="2.14">
            <Name xml:lang="en">MSE_B</Name>
            <Definition xml:lang="en">MSE on B channel</Definition>
        </Term>
    </Term>
</ClassificationScheme>
```

B.2.27 RegionDepthTypeCS

```
<ClassificationScheme uri="urn:mpeg:mpeg7:cs:RegionDepthTypeCS:2001"
    domain="//EditedMovingRegion/RegionDepthType">
    <Term termID="background">
        <Name xml:lang="en">Background</Name>
        <Definition xml:lang="en-us">
            The edited moving region is the bottom over which other elements can be
            added. In general it makes the majority of the image.
        </Definition>
    </Term>
    <Term termID="foreground">
        <Name xml:lang="en">Foreground</Name>
        <Definition xml:lang="en-us">
            The edited moving region is closest to the camera. The foreground edited
            moving region is one of the primary regions added in a composite clip. It
            is placed over the background. Several foreground edited moving regions
            can be presents at the same time in the screen.
        </Definition>
    </Term>
</ClassificationScheme>
```

--`,,```,,,,````-`-`,,`,,`,`,,`---
© ISO/IEC 2003 – All rights reserved
Copyright International Organization for Standardization
Provided by IHS under license with ISO
No reproduction or networking permitted without license from IHS
Not for Resale

B.2.28 RIAAParentalRatingCS

```
<ClassificationScheme uri="urn:mpeg:mpeg7:cs:RIAAParentalRatingCS:2001"
    domain="//CreationInformation/Classification/ParentalGuidance/ParentalRating">
    <Header xsi:type="DescriptionMetadataType">
        <Comment>
            <FreeTextAnnotation xml:lang="en">
                Thesaurus for Rating
            </FreeTextAnnotation>
        </Comment>
    </Header>

    <Term termID="1">
        <Name xml:lang="en">Parental advisory</Name>
        <Definition xml:lang="en">Strong language or depictions of violence, sex
            or substance abuse. Parental discretion is advised.
        </Definition>
    </Term>
    <Term termID="2">
        <Name xml:lang="en">None</Name>
        <Definition xml:lang="en">Not Rated</Definition>
    </Term>
</ClassificationScheme>
```

B.2.29 RoleCS

```
<ClassificationScheme uri="urn:mpeg:mpeg7:cs:RoleCS:2001"
    domain="//CreationInformation/Creation/Creator/Role
            //UsageInformation/Dissemination/Disseminator/Role">
    <Term termID="AUTHOR">
        <Name xml:lang="en">Author</Name>
        <Definition xml:lang="en">
            A person who creates the content.
        </Definition>
    </Term>
    <Term termID="ANCHOR">
        <Name xml:lang="en">Anchor</Name>
        <Name xml:lang="en">Anchorman</Name>
        <Name xml:lang="en">Anchorwoman</Name>
        <Name xml:lang="en">Anchorperson</Name>
        <Definition xml:lang="en">
            A television reporter who coordinates a broadcast
            to which several correspondents contribute.
        </Definition>
    </Term>
    <Term termID="REPORTER">
        <Name xml:lang="en">Reporter</Name>
        <Name xml:lang="en">Newsman</Name>
        <Name xml:lang="en">Newswoman</Name>
        <Name xml:lang="en">Newsperson</Name>
        <Definition xml:lang="en">A person who gathers news and other
            journalistic material and writes or broadcasts it-the basic
            job in journalism.
        </Definition>
    </Term>
    <Term termID="INTERVIEWER">
        <Name xml:lang="en">Interviewer</Name>
        <Definition xml:lang="en">
```


Copyright International Organization for Standardization
Provided by IHS under license with ISO
No reproduction or networking permitted without license from IHS
Not for Resale
© ISO/IEC 2003 – All rights reserved

```
            A person who conducts an interview.
        </Definition>
    </Term>
    <Term termID="NARRATOR">
        <Name xml:lang="en">Narrator</Name>
        <Name xml:lang="en">Storyteller</Name>
        <Definition xml:lang="en">A person who tells a story.</Definition>
    </Term>
    <Term termID="ACTOR">
        <Name xml:lang="en">Actor</Name>
        <Name xml:lang="en">Actress</Name>
        <Name xml:lang="en">Histrion</Name>
        <Name xml:lang="en">Player</Name>
        <Name xml:lang="en">Thespian</Name>
        <Name xml:lang="en">Role Player</Name>
        <Definition xml:lang="en">A person who plays the role of a character.
        </Definition>
    </Term>
    <Term termID="DANCER">
        <Name xml:lang="en">Dancer</Name>
        <Definition xml:lang="en">A performer who dances.</Definition>
    </Term>
    <Term termID="MUSICIAN">
        <Name xml:lang="en">Musician</Name>
        <Name xml:lang="en">Instrumentalist</Name>
        <Name xml:lang="en">Player</Name>
        <Definition xml:lang="en">Someone who plays a musical instrument (as a
profession).
        </Definition>
    </Term>
    <Term termID="SINGER">
        <Name xml:lang="en">Singer</Name>
        <Name xml:lang="en">Vocalist</Name>
        <Definition xml:lang="en">A person who sings.</Definition>
    </Term>
    <Term termID="PERFORMER">
        <Name xml:lang="en">Performer</Name>
        <Name xml:lang="en">Performing Artist</Name>
        <Definition xml:lang="en">An entertainer who performs a dramatic or
            musical work for audience. (Other than above).
        </Definition>
    </Term>
    <Term termID="EXECUTIVE-PRODUCER">
        <Name xml:lang="en">Executive Producer</Name>
        <Name xml:lang="en">Executive in Charge of Production</Name>
        <Definition xml:lang="en">A producer who is not involved in any technical
            aspects of the making process, but who is still
            responsible for the overall production. Typically
            an executive producer handles business and legal issues.
        </Definition>
    </Term>
    <Term termID="PRODUCER">
        <Name xml:lang="en">Producer</Name>
        <Definition xml:lang="en">The manager of an event, show, or other work,
            usually the individual in charge of finance,
            personnel, and other non-artistic aspects in the
            development of commercials, plays, movies, and
            other works.
        </Definition>
    </Term>
```

© ISO/IEC 2003 – All rights reserved

Copyright International Organization for Standardization
Provided by IHS under license with ISO
No reproduction or networking permitted without license from IHS
Not for Resale

```
    <Term termID="SCRIPTWRITER">
       <Name xml:lang="en">Scriptwriter</Name>
       <Definition xml:lang="en">A person who writes scripts for plays or movies
          or broadcast dramas.
       </Definition>
    </Term>
    <Term termID="DIRECTOR">
       <Name xml:lang="en">Director</Name>
       <Definition xml:lang="en">A supervisor; generally refers to the person
          responsible for all audience-visible components of
          a program, film, or show, whereas the producer is
          responsible for the financial and other behind-the-
          scenes aspects. A director's duties might also
          include casting, script editing, shot selection,
          shot composition, and editing.
       </Definition>
    </Term>
    <Term termID="ASSISTANT-DIRECTOR">
       <Name xml:lang="en">Assistant Director</Name>
       <Name xml:lang="en">AD</Name>
       <Definition xml:lang="en">An assistant director's duties include tracking
          the progress of filming versus the production
          schedule, and preparing call sheets that is a
          listing of which actors will be required for which
          scenes, and when they will be required.
       </Definition>
    </Term>
    <Term termID="PRODUCTION-ASSISTANT">
       <Name xml:lang="en">Production Assistant</Name>
       <Name xml:lang="en">PA</Name>
       <Definition xml:lang="en">A person who aids a producer, director,
          assistant
          director, or others involved in film or TV
          production, such as the person who keeps passersby
          from waking into a location shoot.
       </Definition>
    </Term>
    <Term termID="CONTINUITY-PERSON">
       <Name xml:lang="en">Continuity Person</Name>
       <Definition xml:lang="en">A person who writes a detailed script used
          making
          a film in order to avoid discontinuities from shot
          to shot.
       </Definition></Term>
    <Term termID="TIMEKEEPER">
       <Name xml:lang="en">Timekeeper</Name>
       <Name xml:lang="en">Production Associate</Name>
       <Definition xml:lang="en">A person who keeps track of the time elapsed in
          a program.
       </Definition>
    </Term>
    <Term termID="MUSIC-SUPERVISOR">
       <Name xml:lang="en">Music Supervisor</Name>
       <Definition xml:lang="en">A person who coordinates the work of the
          composer, the editor, and sound mixers.
       </Definition>
    </Term>
    <Term termID="COMPOSER">
       <Name xml:lang="en">Composer</Name>
       <Definition xml:lang="en">A musician whose music appears in a program's
```


Copyright International Organization for Standardization
Provided by IHS under license with ISO
No reproduction or networking permitted without license from IHS
Not for Resale
© ISO/IEC 2003 – All rights reserved

```
            score. Most movies have at least some original
            music written for the score, usually after the
            relevant parts of the movie have been filmed.
        </Definition>
    </Term>
    <Term termID="PRODUCTION-DESIGNER">
    <Name xml:lang="en">Production Designer</Name>
        <Definition xml:lang="en">An artist responsible for designing the overall
            visual appearance of a program.
        </Definition>
    </Term>
    <Term termID="ART-DIRECTOR">
        <Name xml:lang="en">Art Director</Name>
        <Definition xml:lang="en">A person who oversees the artists and
            craftspeople who build the sets.
        </Definition>
    </Term>
    <Term termID="SET-DESIGNER">
        <Name xml:lang="en">Set Designer</Name>
        <Definition xml:lang="en">A person responsible for designing sets. The
            set designer reports to the art director.
        </Definition>
    </Term>
    <Term termID="SET-MAKER">
        <Name xml:lang="en">Set Maker</Name>
        <Definition xml:lang="en">A person who makes the set with the
            specifications dictated by the set designer.
        </Definition>
    </Term>
    <Term termID="PROPERTY-MASTER">
        <Name xml:lang="en">Property Master</Name>
        <Name xml:lang="en">Prop Master</Name>
        <Name xml:lang="en">Props</Name>
        <Name xml:lang="en">Property</Name>
        <Definition xml:lang="en">A person responsible for buying/acquiring any
            props needed for a production.
        </Definition>
    </Term>
    <Term termID="PROPERTY-ASSISTANT">
        <Name xml:lang="en">Property Assistant</Name>
        <Name xml:lang="en">Prop Assistant</Name>
        <Definition xml:lang="en">Responsible for the placement and maintenance
            of props on a set.
        </Definition>
    </Term>
    <Term termID="SOUND-EFFECTS-PERSON">
        <Name xml:lang="en">Sound Effects Person</Name>
        <Name xml:lang="en">Soundman</Name>
        <Name xml:lang="en">Sound Person</Name>
        <Name xml:lang="en">SE</Name>
        <Definition xml:lang="en">The sound-effects person, generally called a
            soundman, is responsible for the sound effects, or
            sounds other than music and human voices.
        </Definition>
    </Term>
    <Term termID="SFX-SUPERVISOR">
        <Name xml:lang="en">Special Effects Supervisor</Name>
        <Name xml:lang="en">Special Effects Co-Ordinator</Name>
        <Definition xml:lang="en">The chief of a production's special effects
            crew.
```

© ISO/IEC 2003 – All rights reserved

Copyright International Organization for Standardization
Provided by IHS under license with ISO
No reproduction or networking permitted without license from IHS
Not for Resale

```
      </Definition>
   </Term>
   <Term termID="SFX-ASSISTANT">
      <Name xml:lang="en">Special Effects Assistant</Name>
      <Name xml:lang="en">Special Effects Technician</Name>
      <Definition xml:lang="en">A person who makes an artificial effect used to
         create an illusion in a program.
      </Definition>
   </Term>
   <Term termID="ANIMATOR">
      <Name xml:lang="en">Animator</Name>
      <Definition xml:lang="en">An artist who produces animation drawings, or
         the person in charge of an animation production.
      </Definition>
   </Term>
   <Term termID="CG-ARTIST">
      <Name xml:lang="en">Computer Graphics Artist</Name>
      <Name xml:lang="en">CG</Name>
      <Definition xml:lang="en">An artist who produces computer graphics.
      </Definition>
   </Term>
   <Term termID="MAKEUP-SUPERVISOR">
      <Name xml:lang="en">Makeup Supervisor</Name>
      <Definition xml:lang="en">The decorations placed directly on the skin or
         hair of an actor for cosmetic or artistic effect.
         Practitioners are called artists or supervisors.
      </Definition>
   </Term>
   <Term termID="MAKEUP-ARTIST">
      <Name xml:lang="en">Makeup Artist</Name>
      <Definition xml:lang="en">The decorations placed directly on the skin or
         hair of an actor for cosmetic or artistic effect.
         Practitioners are called artists or supervisors.
      </Definition>
   </Term>
   <Term termID="COSTUME-SUPERVISOR">
      <Name xml:lang="en">Costume Supervisor</Name>
      <Definition xml:lang="en">A person responsible for handling the costumes
         worn by actors.
      </Definition>
   </Term>
   <Term termID="COSTUMER">
      <Name xml:lang="en">Costumer</Name>
      <Name xml:lang="en">Wardrobe</Name>
      <Name xml:lang="en">Assistant Wardrobe</Name>
      <Name xml:lang="en">Wardrobe Assistant</Name>
      <Definition xml:lang="en">A person who handles the costumes worn by
         actors.
      </Definition>
   </Term>
   <Term termID="TECHNICAL-DIRECTOR">
      <Name xml:lang="en">Technical Director</Name>
      <Name xml:lang="en">TD</Name>
      <Definition xml:lang="en">The director of the technical facilities for a
         production.
      </Definition>
   </Term>
   <Term termID="SWITCHER">
      <Name xml:lang="en">Switcher</Name>
      <Definition xml:lang="en">A person (studio engineer) responsible for
```

--`,,```,,,,````-`-`,,`,,`,`,,`---

© ISO/IEC 2003 – All rights reserved
Copyright International Organization for Standardization
Provided by IHS under license with ISO
No reproduction or networking permitted without license from IHS
Not for Resale

```
            camera mixing or switching. Switching is the selection
            process among the various audio and video sources
            in a production.
        </Definition>
    </Term>
    <Term termID="CAMERA-OPERATOR">
        <Name xml:lang="en">Camera Operator</Name>
        <Name xml:lang="en">Cameraperson</Name>
        <Name xml:lang="en">Cameraman</Name>
        <Definition xml:lang="en">A person who operates the camera to the
            specifications dictated by the director.
        </Definition>
    </Term>
    <Term termID="CAMERA-ASSISTANT">
        <Name xml:lang="en">Camera Assistant</Name>
        <Name xml:lang="en">Assistant Camera</Name>
        <Definition xml:lang="en">A member of the camera crew who assists the
            camera operator.
        </Definition>
    </Term>
    <Term termID="LIGHTING-SUPERVISOR">
        <Name xml:lang="en">Lighting Supervisor</Name>
        <Definition xml:lang="en">The chief of a production’s lightning crew.
        </Definition>
    </Term>
    <Term termID="LIGHTING-OPERATOR">
        <Name xml:lang="en">Lighting Operator</Name>
        <Name xml:lang="en">Lighting Technician</Name>
        <Definition xml:lang="en">A technician who installs, operates, and
            maintains lighting.
        </Definition>
    </Term>
    <Term termID="SOUND-SUPERVISOR">
        <Name xml:lang="en">Sound Supervisor</Name>
        <Name xml:lang="en">Recording Supervisor</Name>
        <Definition xml:lang="en">The person responsible for the technical
            quality of a program’s sound.
        </Definition>
    </Term>
    <Term termID="SOUND-ENGINEER">
        <Name xml:lang="en">Sound Engineer</Name>
        <Name xml:lang="en">Audio Operator</Name>
        <Definition xml:lang="en">A person who operates sound recording devices.
        </Definition>
    </Term>
    <Term termID="VISUAL-EFFECTS-SUPERVISOR">
        <Name xml:lang="en">Visual Effects Supervisor</Name>
        <Name xml:lang="en">Video Supervisor</Name>
        <Definition xml:lang="en">The chief of a production’s visual effects
            crew.
        </Definition>
    </Term>
    <Term termID="VIDEO-ENGINEER">
        <Name xml:lang="en">Video Engineer</Name>
        <Name xml:lang="en">Video Operator</Name>
        <Definition xml:lang="en">An engineer who operates the monitors and
            camera control units to switch from one camera to another
            and maintain color, contrast, and other visual
            qualities.
        </Definition>
```

© ISO/IEC 2003 – All rights reserved

Copyright International Organization for Standardization
Provided by IHS under license with ISO
No reproduction or networking permitted without license from IHS
Not for Resale

```
    </Term>
    <Term termID="TRANSPORTATION-CAPTAIN">
       <Name xml:lang="en">Transportation Captain</Name>
       <Definition xml:lang="en">A person who drives either equipment or
          passenger trucks, typically between location shootings, sets,
          and the studio.
       </Definition>
    </Term>
    <Term termID="STAFF">
       <Name xml:lang="en">Staff</Name>
       <Name xml:lang="en">Production Staff</Name>
       <Definition xml:lang="en">Personnel who carries out an assigned
          production task. (Other than above).
       </Definition>
    </Term>
    <Term termID="DISSEMINATOR">
       <Name xml:lang="en">Disseminator</Name>
       <Definition xml:lang="en"> A person or organizatio who makes a creation
          available to others.
       </Definition>
    </Term>
    <Term termID="PUBLISHER">
       <Name xml:lang="en">Publisher</Name>
       <Definition>A person or organization that prepares and issues material for
          distribution or sale.
       </Definition>
    </Term>
    <Term termID="DISTRIBUTOR">
       <Name xml:lang="en">Distributor</Name>
       <Definition>A person or organization that markets merchandise.</Definition>
    </Term>
    <Term termID="SYNDICATOR">
       <Name xml:lang="en">Syndicator</Name>
       <Definition>A person or organization that sells material for publication in
          a number of venues simultaneously.
       </Definition>
    </Term>
    <Term termID="AGGREGATOR">
       <Name xml:lang="en">Aggregator</Name>
       <Definition>A person or organization that gathers material into a sum or
          whole.
       </Definition>
    </Term>
    <Term termID="BROADCASTER">
       <Name xml:lang="en">Broadcaster</Name>
       <Definition>A person or organization that sends out or communicates material,
          especially by radio or television.
       </Definition>
    </Term>
    <Term termID="WEBCASTER">
       <Name xml:lang="en">Webcaster</Name>
       <Definition>A person or organization that sends out or communicates material
          on the Internet by audio and/or video.
       </Definition>
    </Term>
    <Term termID="UNKNOWN">
       <Name xml:lang="en">Unknown</Name>
       <Definition>A person or organization that was involved in the creation but the
          role played is unknown.
       </Definition>
```


Copyright International Organization for Standardization
Provided by IHS under license with ISO
No reproduction or networking permitted without license from IHS
Not for Resale
© ISO/IEC 2003 – All rights reserved

```
    </Term></ClassificationScheme>
```

B.2.30 SystemCS

```
<ClassificationScheme
uri="urn:mpeg:mpeg7:cs:urn:mpeg:mpeg7:cs:mpeg7:cs:SystemCS:2001"
    domain="//MediaInformation/MediaProfile/MediaFormat/System">
    <Term termID="1">
        <Name xml:lang="en">PAL</Name>
        <Definition xml:lang="en">PAL analog video system</Definition>
    </Term>
    <Term termID="2">
        <Name xml:lang="en">SECAM</Name>
        <Definition xml:lang="en">SECAM analog video system</Definition>
    </Term>
    <Term termID="3">
        <Name xml:lang="en">NTSC</Name>
        <Definition xml:lang="en">NTSC analog video system</Definition>
    </Term>
    <Term termID="4">
        <Name xml:lang="en">RealMedia</Name>
        <Definition xml:lang="en">RealMedia streaming system</Definition>
    </Term>
    <Term termID="5">
        <Name xml:lang="en">WindowsMedia</Name>
        <Definition xml:lang="en">WindowsMedia streaming system</Definition>
    </Term>
    <Term termID="6">
        <Name xml:lang="en">QuickTime</Name>
        <Definition xml:lang="en">QuickTime streaming system</Definition>
    </Term>
    <Term termID="7">
        <Name xml:lang="en">LiquidAudio</Name>
        <Definition xml:lang="en">LiquidAudio streaming system</Definition>
    </Term>
</ClassificationScheme>
```

B.2.31 SceneCodingFormatCS

```
<ClassificationScheme uri="urn:mpeg:mpeg7:cs:SceneCodingFormatCS:2001"
    domain="//MediaInformation/MediaProfile/MediaFormat/SceneCodingFormat">
    <Term termID="1">
        <Name xml:lang="en">MPEG-4 Scene Description</Name>
        <Definition xml:lang="en">MPEG-4 Scene Description Format</Definition>
        <Term termID="1.1">
            <Name xml:lang="en">MPEG-4 Scene Description Simple 2D Profile</Name>
        </Term>
        <Term termID="1.2">
            <Name xml:lang="en">MPEG-4 Scene Description Complete 2D Profile</Name>
        </Term>
        <Term termID="1.3">
            <Name xml:lang="en">MPEG-4 Scene Description Complete Profile</Name>
        </Term>
        <Term termID="1.4">
            <Name xml:lang="en">MPEG-4 Scene Description Audio Profile</Name>
        </Term>
    </Term>
    <Term termID="2">
```

© ISO/IEC 2003 – All rights reserved

Copyright International Organization for Standardization
Provided by IHS under license with ISO
No reproduction or networking permitted without license from IHS
Not for Resale

```
        <Name xml:lang="en">VRML</Name>
        <Definition xml:lang="en">Virtual Reality Modeling Language</Definition>
    </Term>
</ClassificationScheme>
```

B.2.32 TargetGroupCS

```
<ClassificationScheme uri="urn:mpeg:mpeg7:cs:TargetGroupCS:2001"
    domain="//CreationInformation/Classification/Market">
    <Header xsi:type="DescriptionMetadataType">
        <Comment>
            <FreeTextAnnotation xml:lang="en">
                Program intended for special audiences defined by age, cultural/ethnic
                background, profession, and so forth
            </FreeTextAnnotation>
        </Comment>
    </Header>

    <Term termID="1">
        <Name xml:lang="en">General audience</Name>
        <Definition xml:lang="en">
            Programs not intended for a specific target group
        </Definition>
        <Term termID="1.1">
            <Name xml:lang="en">Family</Name>
        </Term>
    </Term>
    <Term termID="2">
        <Name xml:lang="en">Age groups</Name>
        <Definition xml:lang="en">
            The age group levels for which the program is primarily intended
        </Definition>
        <Term termID="2.1">
            <Name xml:lang="en">Adults only</Name>
        </Term>
        <Term termID="2.2">
            <Name xml:lang="en">Young children (approx. 3-5 years)</Name>
        </Term>
        <Term termID="2.3">
            <Name xml:lang="en">Children (approx. 6-12 years)</Name>
        </Term>
        <Term termID="2.4">
            <Name xml:lang="en">Teenagers (approx. 13-19 years)</Name>
        </Term>
        <Term termID="2.5">
            <Name xml:lang="en">Young adults (approx. 20-34 years)</Name>
        </Term>
        <Term termID="2.6">
            <Name xml:lang="en">Senior citizens (35-54)</Name>
        </Term>
        <Term termID="2.7">
            <Name xml:lang="en">Elderly (55+)</Name>
        </Term>
        <Term termID="2.18">
            <Name xml:lang="en">Pre-school children</Name>
        </Term>
        <Term termID="2.9">
            <Name xml:lang="en">Entertainment for 6 to 14</Name>
        </Term>
```


Copyright International Organization for Standardization
Provided by IHS under license with ISO
No reproduction or networking permitted without license from IHS
Not for Resale
© ISO/IEC 2003 – All rights reserved

```
    <Term termID="2.10">
        <Name xml:lang="en">Entertainment for 10 to 16</Name>
    </Term>
    <Term termID="2.11">
        <Name xml:lang="en">Elementary school students</Name>
    </Term>
    <Term termID="2.12">
        <Name xml:lang="en">Junior high school</Name>
    </Term>
    <Term termID="2.13">
        <Name xml:lang="en">High school students</Name>
    </Term>
    <Term termID="2.14">
        <Name xml:lang="en">University students</Name>
    </Term>
</Term>
<Term termID="3">
    <Name xml:lang="en">Regional groups</Name>
    <Term termID="3.1">
        <Name xml:lang="en">Regional</Name>
    </Term>
    <Term termID="3.2">
        <Name xml:lang="en">Local</Name>
    </Term>
</Term>
<Term termID="4">
    <Name xml:lang="en">Minority groups</Name>
    <Term termID="4.1">
        <Name xml:lang="en">Ethnic groups</Name>
        <Definition xml:lang="en">
            Program for native-born people differing in language and/or
            culture
        </Definition>
    </Term>
    <Term termID="4.2">
        <Name xml:lang="en">Immigrant groups</Name>
        <Definition xml:lang="en">
            Program for non-native born people and their immediate
            descendants, differing in language and/or culture
        </Definition>
    </Term>
    <Term termID="4.3">
        <Name xml:lang="en">Linguistic groups</Name>
    </Term>
</Term>
<Term termID="5">
    <Name xml:lang="en">Occupational groups</Name>
    <Term termID="5.1">
        <Name xml:lang="en">Mainshoppers</Name>
    </Term>
    <Term termID="5.2">
        <Name xml:lang="en">Business people</Name>
    </Term>
    <Term termID="5.3">
    <Name xml:lang="en">Farmers</Name>
    </Term>
    <Term termID="5.4">
        <Name xml:lang="en">Fishermen/Sailors</Name>
    </Term>
    <Term termID="5.5">
```

© ISO/IEC 2003 – All rights reserved

Copyright International Organization for Standardization
Provided by IHS under license with ISO
No reproduction or networking permitted without license from IHS
Not for Resale

```
            <Name xml:lang="en">Schoolchildren/Students</Name>
        </Term>
        <Term termID="5.6">
            <Name xml:lang="en">Unemployed people</Name>
        </Term>
    </Term>
    <Term termID="6">
        <Name xml:lang="en">Other special interest groups</Name>
        <Term termID="6.1">
            <Name xml:lang="en">Motorist</Name>
        </Term>
        <Term termID="6.2">
            <Name xml:lang="en">Tourist</Name>
        </Term>
        <Term termID="6.3">
            <Name xml:lang="en">Women</Name>
        </Term>
        <Term termID="6.3">
            <Name xml:lang="en">Man</Name>
        </Term>
    </Term>
</ClassificationScheme>
```

B.2.33 VideoDomainCS

```
<ClassificationScheme uri="urn:mpeg:mpeg7:cs:VideoDomainCS:2001"
    domain="//MediaInformation/MediaIdentification/VideoDomain">
    <Term termID="1">
        <Name xml:lang="en">Source</Name>
        <Definition xml:lang="en">Type of video source</Definition>
        <Term termID="1.1">
            <Name xml:lang="en">Synthetic</Name>
        </Term>
        <Term termID="1.2">
            <Name xml:lang="en">Natural</Name>
        </Term>
    </Term>
    <Term termID="2">
        <Name xml:lang="en">Acquisition</Name>
        <Definition xml:lang="en">Type of Video Content</Definition>
        <Term termID="2.1">
            <Name xml:lang="en">Photographic</Name>
        </Term>
        <Term termID="2.2">
            <Name xml:lang="en">Graphic</Name>
        </Term>
        <Term termID="2.3">
            <Name xml:lang="en">Mixed</Name>
        </Term>
        <Term termID="2.4">
            <Name xml:lang="en">Chart</Name>
        </Term>
        <Term termID="2.5">
            <Name xml:lang="en">Visualization</Name>
        </Term>
    </Term>
    <Term termID="3">
        <Name xml:lang="en">Use</Name>
        <Definition xml:lang="en">Original usage domain</Definition>
```


Copyright International Organization for Standardization
Provided by IHS under license with ISO
No reproduction or networking permitted without license from IHS
Not for Resale
© ISO/IEC 2003 – All rights reserved

```
        <Term termID="3.1">
            <Name xml:lang="en">Scientific</Name>
        </Term>
        <Term termID="3.2">
            <Name xml:lang="en">Medical</Name>
        </Term>
        <Term termID="3.3">
            <Name xml:lang="en">Aerial</Name>
        </Term>
        <Term termID="3.4">
            <Name xml:lang="en">Remote-sensing</Name>
        </Term>
        <Term termID="3.5">
            <Name xml:lang="en">Security</Name>
        </Term>
        <Term termID="3.6">
            <Name xml:lang="en">Broadcast</Name>
        </Term>
        <Term termID="3.7">
            <Name xml:lang="en">DVD distribution</Name>
        </Term>
    </Term>
</ClassificationScheme>
```

B.2.34 VisualCodingFormatCS

```
<ClassificationScheme uri="urn:mpeg:mpeg7:cs:VisualCodingFormatCS:2001"
    domain="//MediaInformation/MediaProfile/MediaFormat/VisualCoding/Format">
    <Term termID="1">
        <Name xml:lang="en">MPEG-1 Video</Name>
        <Definition xml:lang="en">MPEG-1 Video Coding Format</Definition>
    </Term>
    <Term termID="2">
        <Name xml:lang="en">MPEG-2 Video</Name>
        <Definition xml:lang="en">MPEG-2 Video Coding Format</Definition>
        <Term termID="2.1">
            <Name xml:lang="en">MPEG-2 Video Simple Profile</Name>
            <Term termID="2.1.1">
                <Name xml:lang="en">MPEG-2 Video Simple Profile @ Main Level</Name>
            </Term>
        </Term>
        <Term termID="2.2">
            <Name xml:lang="en">MPEG-2 Video Main Profile</Name>
            <Term termID="2.2.1">
                <Name xml:lang="en">MPEG-2 Video Main Profile @ Low Level</Name>
            </Term>
            <Term termID="2.2.2">
                <Name xml:lang="en">MPEG-2 Video Main Profile @ Main Level</Name>
            </Term>
            <Term termID="2.2.3">
                <Name xml:lang="en">MPEG-2 Video Main Profile @ High 1440 Level</Name>
            </Term>
            <Term termID="2.2.4">
                <Name xml:lang="en">MPEG-2 Video Main Profile @ High Level </Name>
            </Term>
        </Term>
        <Term termID="2.3">
            <Name xml:lang="en">MPEG-2 Video SNR Scalable Profile</Name>
            <Term termID="2.3.1">
```

--`,,```,,,,````-`-`,,`,,`,`,,`---
© ISO/IEC 2003 – All rights reserved
Copyright International Organization for Standardization
Provided by IHS under license with ISO
No reproduction or networking permitted without license from IHS
Not for Resale

```
            <Name xml:lang="en">MPEG-2 SNR Scalable Profile @ Low Level</Name>
            </Term>
         <Term termID="2.3.2">
            <Name xml:lang="en">
               MPEG-2 Video SNR Scalable Profile @ Main Level
            </Name>
         </Term>
      </Term>
      <Term termID="2.4">
         <Name xml:lang="en">MPEG-2 Video Spatial Scalable Profile</Name>
         <Term termID="2.4.1">
            <Name xml:lang="en">
               MPEG-2 Video Spatial Scalable Profile @ Main Level
            </Name>
         </Term>
         <Term termID="2.4.2">
            <Name xml:lang="en">
               MPEG-2 Video Spatial Scalable Profile @ High 1440 Level
            </Name>
         </Term>
         <Term termID="2.4.3">
            <Name xml:lang="en">
               MPEG-2 Video Spatial Scalable Profile @ High Level
            </Name>
         </Term>
      </Term>
      <Term termID="2.5">
         <Name xml:lang="en">MPEG-2 Video High Profile</Name>
         <Term termID="2.5.1">
            <Name xml:lang="en">MPEG-2 Video High Profile @ Main Level</Name>
         </Term>
         <Term termID="2.5.2">
            <Name xml:lang="en">MPEG-2 Video High Profile @ High 1440 Level</Name>
         </Term>
         <Term termID="2.5.3">
            <Name xml:lang="en">MPEG-2 Video High Profile @ High Level</Name>
         </Term>
      </Term>
      <Term termID="2.6">
         <Name xml:lang="en">MPEG-2 Video Multiview Profile</Name>
         <Term termID="2.6.1">
            <Name xml:lang="en">MPEG-2 Video Multiview Profile @ Main Level</Name>
         </Term>
      </Term>
      <Term termID="2.7">
         <Name xml:lang="en">MPEG-2 Video 4:2:2 Profile</Name>
         <Term termID="2.7.1">
            <Name xml:lang="en">MPEG-2 Video 4:2:2 Profile @ Main Level</Name>
         </Term>
      </Term>
   </Term>
   <Term termID="3">
      <Name xml:lang="en">MPEG-4 Visual</Name>
      <Definition xml:lang="en">MPEG-4 Visual Coding Format</Definition>
      <Term termID="3.1">
         <Name xml:lang="en">MPEG-4 Visual Simple Profile</Name>
         <Term termID="3.1.1">
            <Name xml:lang="en">MPEG-4 Visual Simple Profile @ Level 0</Name>
         </Term>
         <Term termID="3.1.2">
```


Copyright International Organization for Standardization
Provided by IHS under license with ISO
No reproduction or networking permitted without license from IHS
Not for Resale
© ISO/IEC 2003 – All rights reserved

```
            <Name xml:lang="en">MPEG-4 Visual Simple Profile @ Level 1</Name>
        </Term>
        <Term termID="3.1.3">
            <Name xml:lang="en">MPEG-4 Visual Simple Profile @ Level 2</Name>
        </Term>
        <Term termID="3.1.4">
            <Name xml:lang="en">MPEG-4 Visual Simple Profile @ Level 3</Name>
        </Term>
    </Term>
    <Term termID="3.2">
        <Name xml:lang="en">MPEG-4 Visual Simple Scalable Profile</Name>
        <Term termID="3.2.1">
            <Name xml:lang="en">
                MPEG-4 Visual Simple Scalable Profile @ Level 1
            </Name>
        </Term>
        <Term termID="3.2.2">
            <Name xml:lang="en">
                MPEG-4 Visual Simple Scalable Profile @ Level 2
            </Name>
        </Term>
    </Term>
    <Term termID="3.3">
        <Name xml:lang="en">MPEG-4 Visual Advanced Simple Profile</Name>
        <Term termID="3.3.1">
            <Name xml:lang="en">
                MPEG-4 Visual Advanced Simple Profile @ Level 0
            </Name>
        </Term>
        <Term termID="3.3.2">
            <Name xml:lang="en">
                MPEG-4 Visual Advanced Simple Profile @ Level 1
            </Name>
        </Term>
        <Term termID="3.3.3">
            <Name xml:lang="en">
                MPEG-4 Visual Advanced Simple Profile @ Level 2
            </Name>
        </Term>
        <Term termID="3.3.4">
            <Name xml:lang="en">
                MPEG-4 Visual Advanced Simple Profile @ Level 3
            </Name>
        </Term>
        <Term termID="3.3.5">
            <Name xml:lang="en">
                MPEG-4 Visual Advanced Simple Profile @ Level 4
            </Name>
        </Term>
        <Term termID="3.3.6">
            <Name xml:lang="en">
                MPEG-4 Visual Advanced Simple Profile @ Level 5
            </Name>
        </Term>
    </Term>
    <Term termID="3.4">
        <Name xml:lang="en">MPEG-4 Visual Core Profile</Name>
        <Term termID="3.4.1">
            <Name xml:lang="en">MPEG-4 Visual Core Profile@ Level 1</Name>
        </Term>
```

© ISO/IEC 2003 – All rights reserved

Copyright International Organization for Standardization
Provided by IHS under license with ISO
No reproduction or networking permitted without license from IHS
Not for Resale

```
            <Term termID="3.4.2">
                <Name xml:lang="en">MPEG-4 Visual Core Profile@ Level 2</Name>
            </Term>
        </Term>
        <Term termID="3.5">
            <Name xml:lang="en">MPEG-4 Visual Core-Scalable Profile</Name>
            <Term termID="3.5.1">
                <Name xml:lang="en">
                    MPEG-4 Visual Core-Scalable Profile @ Level 1
                </Name>
            </Term>
            <Term termID="3.5.2">
                <Name xml:lang="en">
                    MPEG-4 Visual Core-Scalable Profile @ Level 2
                </Name>
            </Term>
            <Term termID="3.5.3">
                <Name xml:lang="en">
                    MPEG-4 Visual Core-Scalable Profile @ Level 3
                </Name>
            </Term>
        </Term>
        <Term termID="3.6">
            <Name xml:lang="en">MPEG-4 Visual Advanced Core Profile</Name>
            <Term termID="3.6.1">
                <Name xml:lang="en">
                    MPEG-4 Visual Advanced Core Profile @ Level 1
                </Name>
            </Term>
            <Term termID="3.6.2">
                <Name xml:lang="en">
                    MPEG-4 Visual Advanced Core Profile @ Level 2
                </Name>
            </Term>
        </Term>
        <Term termID="3.7">
            <Name xml:lang="en">MPEG-4 Visual Main Profile</Name>
            <Term termID="3.7.1">
                <Name xml:lang="en">MPEG-4 Visual Main Profile @ Level 2</Name>
            </Term>
            <Term termID="3.7.2">
                <Name xml:lang="en">MPEG-4 Visual Main Profile @Level 3</Name>
            </Term>
            <Term termID="3.7.3">
                <Name xml:lang="en">MPEG-4 Visual Main Profile @Level 4</Name>
            </Term>
        </Term>
        <Term termID="3.8">
            <Name xml:lang="en">MPEG-4 Visual N-bit Profile</Name>
            <Term termID="3.8.1">
                <Name xml:lang="en">MPEG-4 Visual N-bit Profile @ Level 2</Name>
            </Term>
        </Term>
        <Term termID="3.9">
            <Name xml:lang="en">MPEG-4 Visual Advanced Real Time Simple Profile</Name>
            <Term termID="3.9.1">
                <Name xml:lang="en">
                    MPEG-4 Visual Advanced Real Time Simple Profile @ Level 1
                </Name>
            </Term>
```


Copyright International Organization for Standardization
Provided by IHS under license with ISO
No reproduction or networking permitted without license from IHS
Not for Resale
© ISO/IEC 2003 – All rights reserved

```
            <Term termID="3.9.2">
               <Name xml:lang="en">
                  MPEG-4 Visual Advanced Real Time Simple Profile @ Level 2
               </Name>
            </Term>
            <Term termID="3.9.3">
               <Name xml:lang="en">
                  MPEG-4 Visual Advanced Real Time Simple Profile @ Level 3
               </Name>

            </Term>
            <Term termID="3.9.4">
               <Name xml:lang="en">
                  MPEG-4 Visual Advanced Real Time Simple Profile @ Level 4
               </Name>
            </Term>
         </Term>
         <Term termID="3.10">
            <Name xml:lang="en">MPEG-4 Visual Advanced Coding Efficiency Profile</Name>
            <Definition xml:lang="en">MPEG-4 V2 Visual coding Format</Definition>
            <Term termID="3.10.1">
               <Name xml:lang="en">
                  MPEG-4 Visual Advanced Coding Efficiency Profile @ Level 1
               </Name>
            </Term>
            <Term termID="3.10.2">
               <Name xml:lang="en">
                  MPEG-4 Visual Advanced Coding Efficiency Profile @ Level 2
               </Name>
            </Term>
            <Term termID="3.10.3">
               <Name xml:lang="en">
                  MPEG-4 Visual Advanced Coding Efficiency Profile @ Level 3
               </Name>
            </Term>
            <Term termID="3.10.4">
               <Name xml:lang="en">
                  MPEG-4 Visual Advanced Coding Efficiency Profile @ Level 4
               </Name>
            </Term>
         </Term>
         <Term termID="3.11">
            <Name xml:lang="en">MPEG-4 Visual Simple Studio Profile</Name>
            <Term termID="3.11.1">
               <Name xml:lang="en">
                  MPEG-4 Visual Simple Studio Profile @ Level 1
               </Name>
            </Term>
            <Term termID="3.11.2">
               <Name xml:lang="en">
                  MPEG-4 Visual Simple Studio Profile @ Level 2
               </Name>
            </Term>
            <Term termID="3.11.3">
               <Name xml:lang="en">
                  MPEG-4 Visual Simple Studio Profile @ Level 3
               </Name>
            </Term>
            <Term termID="3.11.4">
               <Name xml:lang="en">
```

© ISO/IEC 2003 – All rights reserved

Copyright International Organization for Standardization
Provided by IHS under license with ISO
No reproduction or networking permitted without license from IHS
Not for Resale

```
                MPEG-4 Visual Simple Studio Profile @ Level 4
            </Name>
        </Term>
    </Term>
    <Term termID="3.12">
        <Name xml:lang="en">MPEG-4 Visual Core Studio Profile</Name>
        <Term termID="3.12.1">
            <Name xml:lang="en">MPEG-4 Visual Core Studio Profile @ Level 1</Name>
        </Term>
        <Term termID="3.12.2">
            <Name xml:lang="en">MPEG-4 Visual Core Studio Profile @ Level 2</Name>
        </Term>
        <Term termID="3.12.3">
            <Name xml:lang="en">MPEG-4 Visual Core Studio Profile @ Level 3</Name>
        </Term>
        <Term termID="3.12.4">
            <Name xml:lang="en">MPEG-4 Visual Core Studio Profile @ Level 4</Name>
        </Term>
    </Term>
    <Term termID="3.13">
        <Name xml:lang="en">MPEG-4 Visual Fine Granularity Scalable Profile</Name>
        <Term termID="3.13.1">
            <Name xml:lang="en">
                MPEG-4 Visual Fine Granularity Scalable Profile @ Level 0
            </Name>
        </Term>
        <Term termID="3.13.2">
            <Name xml:lang="en">
                MPEG-4 Visual Fine Granularity Scalable Profile @ Level 1
            </Name>
        </Term>
        <Term termID="3.13.3">
            <Name xml:lang="en">
                MPEG-4 Visual Fine Granularity Scalable Profile @ Level 2
            </Name>
        </Term>
        <Term termID="3.13.4">
            <Name xml:lang="en">
                MPEG-4 Visual Fine Granularity Scalable Profile @ Level 3
            </Name>
        </Term>
        <Term termID="3.13.5">
            <Name xml:lang="en">
                MPEG-4 Visual Fine Granularity Scalable Profile @ Level 4
            </Name>
        </Term>
        <Term termID="3.13.6">
            <Name xml:lang="en">
                MPEG-4 Visual Fine Granularity Scalable Profile @ Level 5
            </Name>
        </Term>
    </Term>
    <Term termID="3.14">
        <Name xml:lang="en">MPEG-4 Visual Simple Face Animation Profile</Name>
        <Term termID="3.14.1">
            <Name xml:lang="en">
                MPEG-4 Visual Simple Face Animation Profile @ Level 1
            </Name>
        </Term>
        <Term termID="3.14.2">
```


Copyright International Organization for Standardization
Provided by IHS under license with ISO
No reproduction or networking permitted without license from IHS
Not for Resale
© ISO/IEC 2003 – All rights reserved

```
            <Name xml:lang="en">
               MPEG-4 Visual Simple Face Animation Profile @ Level 2
            </Name>
         </Term>
      </Term>
      <Term termID="3.15">
         <Name xml:lang="en">MPEG-4 Visual Simple FBA Profile</Name>
         <Term termID="3.15.1">
            <Name xml:lang="en">MPEG-4 Visual Simple FBA Profile @ Level 1</Name>
         </Term>
         <Term termID="3.15.2">
            <Name xml:lang="en">MPEG-4 Visual Simple FBA Profile @ Level 2</Name>
         </Term>
      </Term>
      <Term termID="3.16">
         <Name xml:lang="en">MPEG-4 Visual Basic Animated Texture Profile</Name>
         <Term termID="3.16.1">
            <Name xml:lang="en">
               MPEG-4 Visual Basic Animated Texture Profile @ Level 1
            </Name>
         </Term>
         <Term termID="3.16.2">
            <Name xml:lang="en">
               MPEG-4 Visual Basic Animated Texture Profile @Level 2
            </Name>
         </Term>
      </Term>
      <Term termID="3.17">
         <Name xml:lang="en">MPEG-4 Visual Scalable Texture Profile</Name>
         <Term termID="3.17.1">
            <Name xml:lang="en">
               MPEG-4 Visual Scalable Texture Profile @ Level 1
            </Name>
         </Term>
      </Term>
      <Term termID="3.18">
         <Name xml:lang="en">MPEG-4 Visual Advanced Scalable Texture Profile</Name>
         <Term termID="3.18.1">
            <Name xml:lang="en">
               MPEG-4 Visual Advanced Scalable Texture Profile @ Level 1
            </Name>
         </Term>
         <Term termID="3.18.2">
            <Name xml:lang="en">
               MPEG-4 Visual Advanced Scalable Texture Profile @ Level 2
            </Name>
         </Term>
         <Term termID="3.18.3">
            <Name xml:lang="en">
               MPEG-4 Visual Advanced Scalable Texture Profile @ Level 3
            </Name>
         </Term>
      </Term>
      <Term termID="3.19">
         <Name xml:lang="en">MPEG-4 Visual Hybrid Profile</Name>
         <Term termID="3.19.1">
            <Name xml:lang="en">MPEG-4 Visual Hybrid Profile @ Level 1</Name>
         </Term>
         <Term termID="3.19.2">
            <Name xml:lang="en">MPEG-4 Visual Hybrid Profile @ Level 2</Name>
```

© ISO/IEC 2003 – All rights reserved

Copyright International Organization for Standardization
Provided by IHS under license with ISO
No reproduction or networking permitted without license from IHS
Not for Resale

```
            </Term>
        </Term>
    </Term>

    <Term termID="4">
        <Name xml:lang="en">JPEG</Name>
        <Definition xml:lang="en">Joint Pictures Expert Group</Definition>
    </Term>

    <Term termID="5">
        <Name xml:lang="en">MJPEG</Name>
        <Definition xml:lang="en">Motion JPEG video coding</Definition>
    </Term>

    <Term termID="6">
        <Name xml:lang="en">JPEG2000</Name>
        <Definition xml:lang="en">JPEG2000 Coding Format</Definition>
        <Term termID="6.1">
            <Name xml:lang="en">JPEG2000 jp2p Profile</Name>
            <Term termID="6.1.1">
                <Name xml:lang="en">JPEG2000 jp2p Profile – Level 0</Name>
            </Term>
            <Term termID="6.1.2">
                <Name xml:lang="en">JPEG2000 jp2p Profile – Level 1</Name>
            </Term>
            <Term termID="6.1.3">
                <Name xml:lang="en">JPEG2000 jp2p Profile – Level 2</Name>
            </Term>
        </Term>
        <Term termID="6.2">
            <Name xml:lang="en">MJPEG2000 mjp2 Profile</Name>
            <Definition xml:lang="en">
                Motion JPEG 2000 Unrestricted Profile
            </Definition>
        </Term>
        <Term termID="6.3">
            <Name xml:lang="en">MJPEG2000 mj2s Profile</Name>
            <Definition xml:lang="en">Motion JPEG 2000 Simple Profile</Definition>
        </Term>
    </Term>

    <Term termID="7">
        <Name xml:lang="en">H261</Name>
        <Definition xml:lang="en">H261 Video Coding Format</Definition>
    </Term>

    <Term termID="8">
        <Name xml:lang="en">H263</Name>
        <Definition xml:lang="en">H263 Video Coding Format</Definition>
    </Term>
</ClassificationScheme>
```

B.2.35 VisualDefectsCS

```
<ClassificationScheme uri="urn:mpeg:mpeg7:cs:VisualDefectsCS:2001"
    domain="//MediaInformation/MediaProfile/MediaQuality/VisualDefects">
    <Term termID="1">
        <Name xml:lang="en">Block distortion</Name>
        <Name xml:lang="en">Blockiness</Name>
```

--`,,```,,,,````-`-`,,`,,`,`,,`---

Copyright International Organization for Standardization
Provided by IHS under license with ISO
No reproduction or networking permitted without license from IHS
Not for Resale
© ISO/IEC 2003 – All rights reserved

```
    </Term>
    <Term termID="2">
       <Name xml:lang="en">Blurring</Name>
       <Name xml:lang="en">Smearing</Name>
    </Term>
    <Term termID="3">
       <Name xml:lang="en">Edge noise</Name>
       <Name xml:lang="en">Ring</Name>
       <Name xml:lang="en">Edge Busyness</Name>
    </Term>
    <Term termID="4">
       <Name xml:lang="en">Error blocks</Name>
       <Name xml:lang="en">Missing blocks</Name>
       <Definition xml:lang="en">Missing blocks due to packet loss</Definition>
    </Term>
    <Term termID="5">
       <Name xml:lang="en">Motion Jerkiness</Name>
       <Definition xml:lang="en">Jumpy movement of visual objects</Definition>
    </Term>
    <Term termID="6">
       <Name xml:lang="en">Motion Jitters</Name>
    </Term>
    <Term termID="7">
       <Name xml:lang="en">Scratches</Name>
    </Term>
    <Term termID="8">
       <Name xml:lang="en">Speckles</Name>
    </Term>
    <Term termID="9">
       <Name xml:lang="en">Noise</Name>
       <Name xml:lang="en">Random noise</Name>
    </Term>
    <Term termID="10">
       <Name xml:lang="en">Ghosting</Name>
    </Term>
    <Term termID="11">
       <Name xml:lang="en">Contouring</Name>
       <Definition xml:lang="en">Image contouring effects</Definition>
    </Term>
    <Term termID="12">
       <Name xml:lang="en">Color saturation error</Name>
    </Term>
    <Term termID="13">
       <Name xml:lang="en">Color distortions</Name>
    </Term>
    <Term termID="14">
       <Name xml:lang="en">Dithering</Name>
    </Term>
</ClassificationScheme>
```

--`,,```,,,,````-`-`,,`,,`,`,,`---
© ISO/IEC 2003 – All rights reserved
Copyright International Organization for Standardization
Provided by IHS under license with ISO
No reproduction or networking permitted without license from IHS
Not for Resale

Annex C
(informative)

Registration procedure

C.1 Procedure for the request of a Classification Scheme

Requesters of a Classification Scheme shall apply to the Registration Authority. Registration forms shall be available from the Registration Authority. The requester shall provide the information specified in C.3. Companies and organizations are eligible to apply.

C.2 Responsibilities of the Registration Authority

The primary responsibilities of the Registration Authority administrating the registration of the Classification Scheme values are outlined in this annex; certain other responsibilities may be found in the JTC 1 Directives. The Registration Authority shall:

a) implement a registration procedure for application for a Classification Scheme in accordance with the JTC 1 Directives;

b) receive and process the applications for allocation of a Classification Scheme from application providers;

c) ascertain which applications received are in accordance with this registration procedure, and to inform the requester within 30 days of receipt of the application of their assigned classification scheme;

d) inform application providers whose request is denied in writing with 30 days of receipt of the application, and to consider resubmissions of the application in a timely manner;

e) maintain an accurate register of the allocated classification schemes. Revisions to format specifications shall be accepted and maintained by the Registration Authority;

f) make the contents of this register available upon request to National Bodies of JTC 1 that are members of ISO or IEC, to liaison organizations of ISO or IEC and to any interested party;

g) maintain a data base of Classification Scheme request forms, granted and denied. Parties seeking technical information on the format of private data which has a Classification Scheme shall have access to such information which is part of the data base maintained by the Registration Authority;

h) report its activities annually to JTC 1, the ITTF, and the SC 29 Secretariat, or their respective designees; and

i) accommodate the use of existing classification schemes whenever possible.

C.3 Contact information for the Registration Authority

To Be Determined

C.4 Responsibilities of Parties Requesting a Classification Scheme

The party requesting a Classification Scheme shall:

a) apply using the Form and procedures supplied by the Registration Authority;

b) include a description of the purpose of the classification scheme, and the required technical details as specified in the application form;

c) provide contact information describing how a complete description can be obtained on a non-discriminatory basis;

d) agree to institute the intended use of the granted Classification Scheme within a reasonable time frame; and

e) to maintain a permanent record of the application form and the notification received from the Registration Authority of a granted classification scheme.

© ISO/IEC 2003 – All rights reserved
Copyright International Organization for Standardization
Provided by IHS under license with ISO
No reproduction or networking permitted without license from IHS
Not for Resale

C.5 Appeal Procedure for Denied Applications

The Registration Management Group is formed to have jurisdiction over appeals to denied request for a classification scheme. The RMG shall have a membership who is nominated by P- and L-members of the ISO technical committee responsible for ISO/IEC 15938. It shall have a convenor and secretariat nominated from its members. The Registration Authority is entitled to nominate one non-voting observing member.

The responsibilities of the RMG shall be:

a) to review and act on all appeals within a reasonable time frame;

b) to inform, in writing, organizations which make an appeal for reconsideration of its petition of the RMGs disposition of the matter;

c) to review the annual report of the Registration Authorities summary of activities; and

d) to supply Member Bodies of ISO and National Committees of IEC with information concerning the scope of operation of the Registration Authority.

C.6 Registration Application Form

C.6.1 Contact Information of organization requesting a classification scheme

Organization Name:

Address:

Telephone:

Fax:

E-mail:

Telex:

C.6.2 Request for a specific classification scheme

Note: If the system has already been implemented and is in use, fill in this item and item C.6.3 and skip to C.6.5, otherwise leave this space blank and skip to C.6.3.

C.6.3 Short description of Classification Scheme that is in use and date system was implemented

© ISO/IEC 2003 – All rights reserved

Copyright International Organization for Standardization
Provided by IHS under license with ISO
No reproduction or networking permitted without license from IHS
Not for Resale

C.6.4 Statement of an intention to apply the assigned classification scheme

C.6.5 Date of intended implementation of the classification scheme

C.6.6 Authorized representative

Name:

Title:

Address:

Email:

Signature _____

© ISO/IEC 2003 – All rights reserved
Copyright International Organization for Standardization
Provided by IHS under license with ISO
No reproduction or networking permitted without license from IHS
Not for Resale

Annex D
(informative)

Patent statements

The International Organization for Standardization and the International Electrotechnical Commission (IEC) draw attention to the fact that it is claimed that compliance with this part of ISO/IEC 15938 may involve the use of patents.

ISO and IEC take no position concerning the evidence, validity and scope of these patent rights.

The holders of these patent rights have assured ISO and IEC that they are willing to negotiate licences under reasonable and non-discriminatory terms and conditions with applicants throughout the world. In this respect, the statements of the holders of these patent rights are registered with ISO and IEC. Information may be obtained from the companies listed below.

Attention is drawn to the possibility that some of the elements of this part of ISO/IEC 15938 may be the subject of patent rights other than those identified in this annex. ISO and IEC shall not be held responsible for identifying any or all such patent rights

Company	MPEG-7 Patent Statements					
	Systems	DDL	Visual	Audio	MDS	Reference software
Bosch	X	X	X	X	X	X
Canon				X		
CIE	X	X	X	X	X	X
Denso	X				X	
Ericsson	X	X	X	X	X	X
ETRI	X	X	X	X	X	X
Expway	X	X	X	X	X	X
FhG				X		
Geocast	X	X	X	X	X	
HHI			X			X
Hitachi	X	X	X	X	X	X
Hyundai			X		X	X
IBM	X	X	X	X	X	X
JVC	X	X	X	X	X	X
KDDI			X	X	X	X
LG Electronics	X	X	X	X	X	X
Matsushita	X	X	X	X	X	X
Mitsubishi Electric	X	X	X	X	X	X
NEC						
NHK	X	X	X	X	X	X
Philips	X	X	X	X	X	X
Ricoh	X	X	X	X	X	X
Samsung	X	X	X	X	X	X
Sharp	X		X	X	X	X
Siemens	X	X	X	X	X	X
Sony	X	X	X	X	X	X
Toshiba	X	X	X	X	X	X
Vivcom					X	X

© ISO/IEC 2003 – All rights reserved

Copyright International Organization for Standardization
Provided by IHS under license with ISO
No reproduction or networking permitted without license from IHS
Not for Resale

Bibliography

[1] ISO 8601, *Data elements and interchange formats — Information interchange — Representation of dates and times*

[2] ISO 639, *Code for the representation of names of languages*

[3] ISO 3166-1, *Codes for the representation of names of countries and their subdivisions — Part 1: Country codes*

[4] ISO 3166-2, *Codes for the representation of names of countries and their subdivisions — Part 2: Country subdivision code*

[5] ISO 4217, *Codes for the representation of currencies and funds*

[6] ISO/IEC 11172 (all parts), *Information technology — Coding of moving pictures and associated audio for digital storage media at up to about 1,5 Mbit/s*

[7] ISO/IEC 13818 (all parts), *Information technology — Generic coding of moving pictures and associated audio information*

[8] ISO/IEC 14496 (all parts), *Information technology — Coding of audio-visual objects*

[9] ISO/IEC 15938-1, *Information technology — Multimedia content description interface — Part 1: Systems*

[10] ISO/IEC 15938-2, *Information technology — Multimedia content description interface — Part 2: Description definition langauge*

[11] ISO/IEC 15938-3, *Information technology — Multimedia content description interface — Part 3: Visual*

[12] ISO/IEC 15938-4, *Information technology — Multimedia content description interface — Part 4: Audio*

[13] ISO/IEC 15938-6, *Information technology — Multimedia content description interface — Part 6: Reference software*

[14] XML, *Extensible Markup Language, W3C Recommendation*, World Wide Web Consortium (W3C)

[15] XML Schema, *XML Schema, W3C Recommendation*, World Wide Web Consortium (W3C)

[16] XPath, *XML Path Language, W3C Recommendation*, World Wide Web Consortium (W3C)

[17] RFC 2396, *Uniform Resource Identifiers (URI): Generic Syntax*, The Internet Engineering Task Force (IETF)

[18] RFC 2045, *Multipurpose Internet Mail Extensions (MIME) Part One: Format of Internet Message Bodies*, The Internet Engineering Task Force (IETF)

[19] RFC 2046, *Multipurpose Internet Mail Extensions (MIME) Part Two: Media Types*, The Internet Engineering Task Force (IETF)

[20] RFC 2048, *Multipurpose Internet Mail Extensions (MIME) Part Four: Registration Procedures*, The Internet Engineering Task Force (IETF)

[21] RFC 2045-CHARSETS, *Registered Character set codes of RFC2045*, The Internet Engineering Task Force (IETF)

[22] RFC 2046-MIMETYPES, *Registered Mimetypes of RFC2046*, The Internet Engineering Task Force (IETF)

© ISO/IEC 2003 – All rights reserved
Copyright International Organization for Standardization
Provided by IHS under license with ISO
No reproduction or networking permitted without license from IHS
Not for Resale

Copyright International Organization for Standardization
Provided by IHS under license with ISO
No reproduction or networking permitted without license from IHS
Not for Resale

ICS 35.040

Price based on 730 pages

© ISO/IEC 2002 – All rights reserved
Copyright International Organization for Standardization
Provided by IHS under license with ISO
No reproduction or networking permitted without license from IHS
Not for Resale