INTERNATIONAL STANDARD

ISO/IEC 11518-3

First edition
1996-06-15

Information technology — High-Performance Parallel Interface —

Part 3:
Encapsulation of ISO/IEC 8802-2 (IEEE Std 802.2) Logical Link Control Protocol Data Units (HIPPI-LE)

Technologies de l'information — Interface parallèle à haute performance —

Partie 3: Encapsulation de l'ISO/CEI 8802-2 (IEEE Std 802.2) unités de données du protocole de contrôle de liaison logique (HIPPI-LE)

Reference number
ISO/IEC 11518-3:1996(E)

Copyright International Organization for Standardization
Provided by IHS under license with ISO
No reproduction or networking permitted without license from IHS

Not for Resale

Contents

Page

Foreword ii

Introduction iv

1 Scope 1

2 Normative references 1

3 Definitions and conventions 1
- 3.1 Definitions 1
- 3.2 Editorial conventions 1

4 HIPPI-LE services to ISO/IEC 8802-2 LLC 2
- 4.1 Service primitives types 2
- 4.2 Sequences of primitives 2
- 4.3 HIPPI-LE service primitive summary 2
- 4.4 HIPPI-LE transfer service primitives 3
- 4.5 HIPPI-LE address resolution primitives 4
- 4.6 HIPPI-LE station management service primitives 5

5 HIPPI-FP data framing services used by HIPPI-LE 6

6 HIPPI-LE data formats 6
- 6.1 HIPPI-LE PDU format 6
- 6.2 ISO/IEC 8802 48-bit address format 8

7 HIPPI Address Resolution 8
- 7.1 Overview 8
- 7.2 Address Resolution in Detail 8

Annexes

A Example HIPPI packets containing HIPPI-LE PDUs 11

B Bibliography 15

Alphabetical index 16

Figures

1 Protocol hierarchy iv

2 HIPPI-LE service relationship 2

3 Data transfer service primitives 3

4 HIPPI-LE Address resolution service primitives 4

5 Station management service primitives 5

6 HIPPI-LE header format 7

7 Mapping of 6-byte ISO/IEC 8802-2 universal LAN MAC address to two 32-bit HIPPI words in LE_Header. 7

© ISO/IEC 1996
All rights reserved. Unless otherwise specified, no part of this publication may be reproduced or utilized in any form or by any means, electronic or mechanical, including photocopying and microfilm, without permission in writing from the publisher.

ISO/IEC Copyright Office • Case postale 56 • CH-1211 Genève 20 • Switzerland

Printed in Switzerland

Copyright International Organization for Standardization
Provided by IHS under license with ISO
No reproduction or networking permitted without license from IHS
Not for Resale

Foreword

ISO (the International Organization for Standardization) and IEC (the International Electrotechnical Commission) form the specialized system for worldwide standardization. National bodies that are members of ISO or IEC participate in the development of International Standards through technical committees established by the respective organization to deal with particular fields of technical activity. ISO and IEC technical committees collaborate in fields of mutual interest. Other international organizations, governmental and non-governmental, in liaison with ISO and IEC, also take part in the work.

In the field of information technology, ISO and IEC have established a joint technical committee, ISO/IEC JTC 1. Draft International Standards adopted by the joint technical committee are circulated to national bodies for voting. Publication as an International Standard requires approval by at least 75% of the national bodies casting a vote.

International Standard ISO/IEC 11518-3 was prepared by Joint Technical Committee ISO/IEC JTC 1, *Information technology, Subcommittee SC 25, Interconnection of information technology equipment.*

ISO/IEC 11518 consists of the following parts, under the general title *Information technology – High-Performance Parallel Interface:*

- *Part 1: Mechanical, electrical, and signalling protocol specification (HIPPI-PH)*
- *Part 2: Framing Protocol (HIPPI-FP)*
- *Part 3: Encapsulation of ISO/IEC 8802-2 (IEEE Std 802.2) Logical Link Control Protocol Data Units (HIPPI-LE)*
- *Part 4: Mapping of HIPPI to IPI device generic command sets (HIPPI-IPI)*
- *Part 5: Memory Interface (HIPPI-MI)*
- *Part 6: Physical Switch Control (HIPPI-SC)*

Annexes A and B of this part of ISO/IEC 11518 are for information only.

--`,,```,,,,````-`-`,,`,,`,`,,`---

Copyright International Organization for Standardization
Provided by IHS under license with ISO
No reproduction or networking permitted without license from IHS Not for Resale

Introduction

This part of ISO/IEC 11518 defines the HIPPI-LE Protocol Data Unit (PDU) format and interface for transporting ISO/IEC 8802-2 Logical Link Control PDUs over HIPPI.

Characteristics of this HIPPI-LE include

- Encapsulation of arbitrary Protocol Data Units that conform to ISO/IEC 8802-2 Logical Link Control;
- Provision for 48-bit source and destination addresses conforming to ISO/IEC 8802-1;
- Provision for eight forwarding classes to distinguish, for example, among ordinary data PDUs, PDUs for services that require bandwidth guarantees such as packet video, etc.

Figure 1 shows the relationship of this part of ISO/IEC 11518 (in the solid rectangle) with the other entities shown.

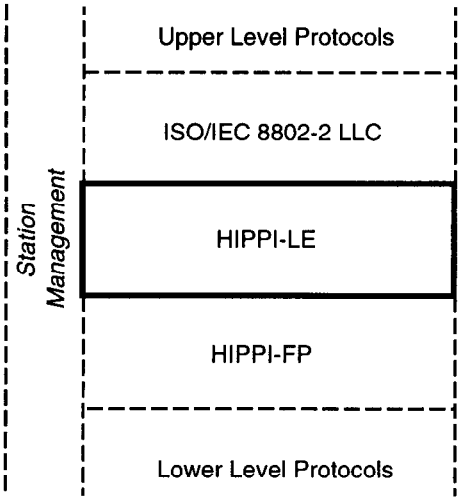

Figure 1 – Protocol hierarchy

Copyright International Organization for Standardization
Provided by IHS under license with ISO
No reproduction or networking permitted without license from IHS
Not for Resale

Information technology – High-Performance Parallel Interface –

Part 3: Encapsulation of ISO/IEC 8802-2 (IEEE Std 802.2) Logical Link Control Protocol Data Units (HIPPI-LE)

1 Scope

This part of ISO/IEC 11518 provides a common method for encapsulating ISO/IEC 8802-2 Logical Link Control Protocol Data Units (PDU) on HIPPI.

2 Normative references

The following standards contain provisions which, through reference in this text, constitute provisions of this part of ISO/IEC 11518. At the time of publication, the editions indicated were valid. All standards are subject to revision, and parties to agreements based on this part of ISO/IEC 11518 are encouraged to investigate the possibility of applying the most recent editions of the standards indicated below. Members of IEC and ISO maintain registers of currently valid International Standards.

ISO/IEC 8802-1:1994 *Information technology – Telecommunications and information exchange between systems – Local and metropolitan area networks – Specific requirements – Part 1: Overview of Local Area Network Standards.*

ISO/IEC 8802-2:1994 *Information technology – Telecommunications and information exchange between systems – Local and metropolitan area networks – Specific requirements – Part 2: Logical link control.*

ISO/IEC 11518-2:1996 *Information technology – High-Performance Parallel Interface – Part 2: Framing Protocol (HIPPI-FP).*

3 Definitions and conventions

3.1 Definitions

For the purposes of this part of ISO/IEC 11518, the definitions in ISO/IEC 11518-1 and the following definitions apply.

3.1.1 ISO/IEC 8802-2 LLC PDU: A PDU formatted according to ISO/IEC 8802-2 Logical Link Control.

3.1.2 Address Resolution: The general process of discovering the low-level (or switch) address associated with a known higher level address for a particular remote entity. This involves sending a query message, containing the known higher level address, to a well-known switch address. The requester receives a reply containing the associated switch address.

3.1.3 Address Resolution Protocol (ARP): the particular protocol for address resolution used by the Internet.

3.1.4 HIPPI-LE PDU: A PDU that includes a HIPPI-LE header and an ISO/IEC 8802-2 LLC PDU and is formatted according to clause 6.

3.1.5 optional: A term referring to features that are not required by this part of ISO/IEC 11518. However, if any optional feature defined by this part of ISO/IEC 11518 is implemented, it shall be implemented according to this part of ISO/IEC 11518.

3.1.6 protocol data unit (PDU): A formatted data set that is a logical unit of interchange between entities.

3.1.7 service data unit (SDU): A formatted data set that includes a PDU and optional information for the convenience of an implementer.

3.1.8 station management (SMT): The supervisory entity that monitors and controls HIPPI.

3.1.9 Switch Address: A value in the switch hardware domain which selects the route or end point of a HIPPI connection. The range and format depend on switch hardware. HIPPI-SC specifies two formats: Logical Address (12 bits) and Source Route (24 bits).

3.2 Editorial conventions

In this part of ISO/IEC 11518, certain terms that are proper names of service primitives, or similar terms are printed in upper case to avoid possible confusion with other uses of the same words (e.g., TRANSFER). Any lower case uses of these words have the normal technical English meaning.

The first letter of each word of service parameters, service primitive types, and similar terms is capitalized (e.g., Destination_Address, Status, Request). Any lower case uses of these words have the normal technical English meaning.

Copyright International Organization for Standardization
Provided by IHS under license with ISO
No reproduction or networking permitted without license from IHS
Not for Resale

4 HIPPI-LE services to ISO/IEC 8802-2 LLC

This clause specifies the services provided by HIPPI-LE. The intent is to allow ISO/IEC 8802-2 LLC to operate correctly with HIPPI-LE. How many of the services described in this clause are chosen for a given implementation is up to the implementer; however, the set of HIPPI-LE services supplied shall be sufficient to satisfy the higher level protocol(s) being used. Service parameters are also optional and additional parameters not shown may be used as necessary. The services as defined in this part of ISO/IEC 11518 do not imply any particular implementation, or any interface.

In this part of ISO/IEC 11518 the ISO/IEC 8802-2 LLC and station management protocol (SMT) are service users, and the HIPPI-LE is the service provider to the ISO/IEC 8802-2 LLC and SMT. The primitives to ISO/IEC 8802-2 LLC are prefixed with LE_ and the SMT primitives are prefixed with LESM_.

The HIPPI-LE is also the service user of HIPPI-FP services, which are prefixed with FP_.

Figure 2 shows the relationship of the services provided by and used by HIPPI-LE.

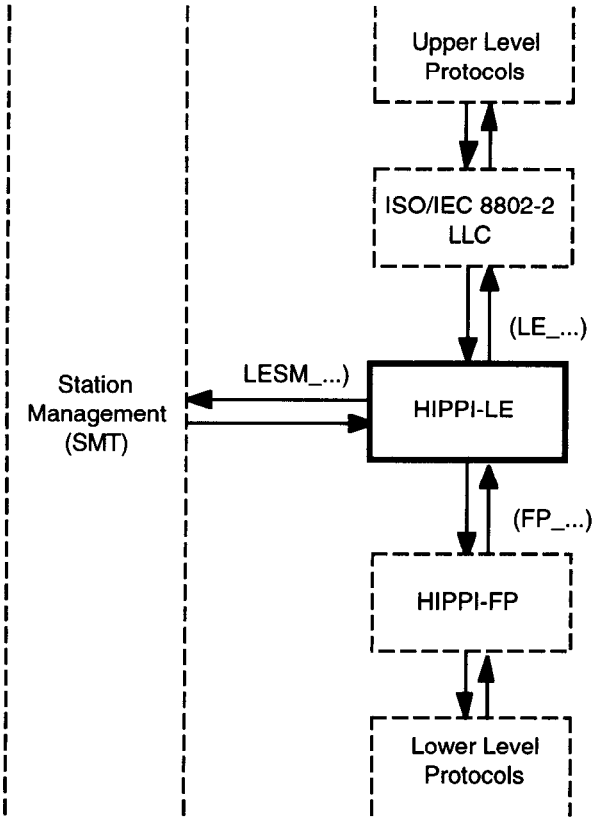

Figure 2 – HIPPI-LE service relationship

4.1 Service primitives types

HIPPI service primitives are of four types:

– *Request primitives* are issued by a service user to initiate a service from the service provider;

– *Confirm primitives* are issued by the service provider to acknowledge a Request;

– *Indicate primitives* are issued by the service provider to notify the service user of a local event. This primitive is similar in nature to an unsolicited interrupt. Note that the local event may have been caused by a service Request;

– *Response primitives* are issued by a service user to acknowledge an Indicate.

4.2 Sequences of primitives

The order of execution of service primitives is not arbitrary. Logical and time sequence relationships exist for all described service primitives. Time sequence diagrams are used to illustrate a valid sequence. Other valid sequences may exist. The sequence of events between peer users across the user/provider interface is illustrated. In the time sequence diagrams, the HIPPI-LE users are depicted on either side of the vertical bars while the service provider is in the centre.

4.3 HIPPI-LE service primitive summary

ISO/IEC 8802-2 LLC Data Transfer:

```
LE_TRANSFER.Request (
  Destination_Address,
  LE_SDU)

LE_TRANSFER.Confirm (Transmission_Status)

LE_TRANSFER.Indicate (
  Destination_Address,
  Source_Address,
  LE_SDU,
  Reception_Status)

LE_TRANSFER.Response
```

Address Resolution Protocol:

```
LE_ADDRESS_RESOLUTION.Request (
  Destination_Address,
  Destination_ULA,
  Destination_Switch_Address,
  Source_ULA,
  Source_Switch_Address,
  Message_Type,
  LE_SDU)

LE_ADDRESS_RESOLUTION.Confirm
  (Transmission_Status)
```


Copyright International Organization for Standardization
Provided by IHS under license with ISO
No reproduction or networking permitted without license from IHS
Not for Resale

LE_ADDRESS_RESOLUTION.Indicate (
Destination_ULA,
Destination_Switch_Address,
Source_ULA,
Source_Switch_Address,
Message_Type,
LE_SDU,
Reception_Status)

LE_ADDRESS_RESOLUTION.Response

Local Station Management:

LESM_STATUS_CTRL.Request (Control)

LESM_STATUS_CTRL.Confirm (Status)

LESM_STATUS_CTRL.Indicate (Status)

LESM_STATUS_CTRL.Response

4.4 HIPPI-LE transfer service primitives

These primitives, as illustrated in figure 3, are used to transfer an ISO/IEC 8802-2 LLC PDU from source ISO/IEC 8802-2 LLC to destination ISO/IEC 8802-2 LLC.

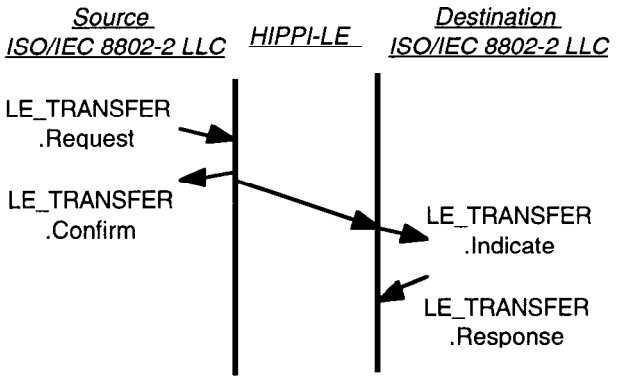

Figure 3 – Data transfer service primitives

4.4.1 LE_TRANSFER.Request

This primitive is issued by the source ISO/IEC 8802-2 LLC to request a data transfer to the destination ISO/IEC 8802-2 LLC. The HIPPI-LE PDU format is defined in 6.1.

LE_TRANSFER.Request (
Destination_Address,
LE_SDU)

Destination_Address is the information necessary to forward the HIPPI-LE PDU to its desired destination.

LE_SDU is the service data unit which includes the ISO/IEC 8802-2 LLC PDU that is to be sent.

NOTE – The Requested_Service_Class parameter of ISO/IEC 8802-2 LLC is not used by HIPPI-LE.

Issued – The source ISO/IEC 8802-2 LLC issues this primitive to request a transfer of an ISO/IEC 8802-2 LLC PDU to a destination ISO/IEC 8802-2 LLC.

Effect – The Source HIPPI-LE shall accept the ISO/IEC 8802-2 LLC PDU for transmission. The HIPPI-LE shall build an LE_Header and D2_Area, as specified in 6.1, and invoke FP_TRANSFER.Request to send the HIPPI-LE PDU to the destination.

NOTE – Significant performance loss may occur if the D2_Offset in the HIPPI-FP header is non zero, although receivers must be prepared to accept any D2_Offset allowed by HIPPI-FP.

4.4.2 LE_TRANSFER.Confirm

This primitive acknowledges the LE_TRANSFER.Request from the Source ULP.

LE_TRANSFER.Confirm (Transmission_Status)

Transmission_Status is used to pass status information back to the local requesting LLC entity. The content of the Transmission_Status is implementation dependent.

NOTE – The Provided_Service_Class parameter of ISO/IEC 8802-2 LLC is not used by HIPPI-LE.

Issued – The HIPPI-LE issues this primitive to the Source ISO/IEC 8802-2 LLC to acknowledge the LE_TRANSFER.Request.

Effect – Unspecified.

4.4.3 LE_TRANSFER.Indicate

This primitive indicates to the ISO/IEC 8802-2 LLC that a HIPPI-LE PDU addressed to the HIPPI-LE entity at this particular destination has been received.

LE_TRANSFER.Indicate (
Destination_Address,
Source_Address,
LE_SDU,
Reception_Status)

Destination_Address includes the ISO/IEC 8802-2 48-bit address as contained in the Destination_IEEE_Address field of the received HIPPI-LE PDU.

Source_Address includes the ISO/IEC 8802-2 48-bit address as contained in the Source_IEEE_Address field of the received HIPPI-LE PDU.

LE_SDU is the service data unit that includes the encapsulated ISO/IEC 8802-2 LLC PDU as contained in the D2_Data_Set of the received HIPPI-LE PDU.

Reception_Status shall denote whether the received HIPPI-LE PDU was received with errors. Reception_Status may include other information.

Copyright International Organization for Standardization
Provided by IHS under license with ISO
No reproduction or networking permitted without license from IHS
Not for Resale

NOTE – The Requested_Service_Class parameter of ISO/IEC 8802-2 LLC is not used by HIPPI-LE.

Issued – The destination HIPPI-LE issues this primitive to the destination ISO/IEC 8802-2 LLC when a PDU for the ISO/IEC 8802-2 LLC has been received.

Effect – Unspecified.

NOTE – This part of ISO/IEC 11518 does not protect against errors that may be introduced by intermediate devices that interconnect HIPPI-PHs, e.g., re-ordered HIPPI bursts.

4.4.4 LE_TRANSFER.Response

This primitive acknowledges the LE_TRANSFER.Indicate from the Destination HIPPI-LE.

LE_TRANSFER.Response

Issued – The destination ISO/IEC 8802-2 LLC issues this primitive to acknowledge receipt of the LE_TRANSFER.Indicate.

Effect – Unspecified.

4.5 HIPPI-LE address resolution primitives

These primitives, as illustrated in figure 4, are used for dynamic discovery of a remote destination's hardware (switch) address. Two HIPPI-LE message types, AR_Request and AR_Response, accomplish the task of discovering a remote destination's switch address given its Universal LAN MAC Address (ULA). Support of these primitives is an implementation option. See clause 7 for a discussion of HIPPI address resolution.

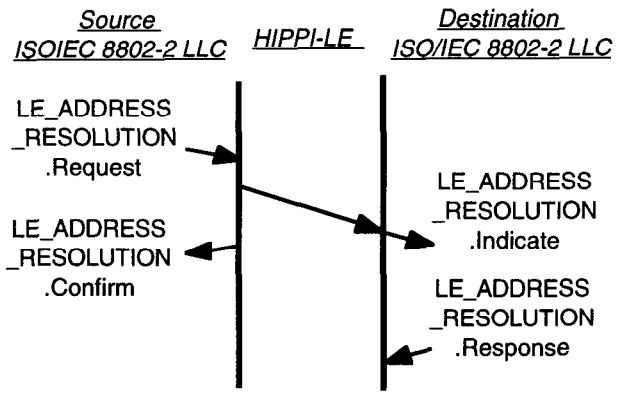

Figure 4 - HIPPI-LE Address resolution service primitives

4.5.1 LE_ADDRESS_RESOLUTION.Request

This primitive is issued by the source ISO/IEC 8802-2 LLC to request an address resolution PDU (with optional data) to be sent. The HIPPI-LE PDU format is defined in 6.1.

LE_ADDRESS_RESOLUTION.Request(
Destination_Address,
Destination_ULA,
Destination_Switch_Address,
Source_ULA,
Source_Switch_Address,
Message_Type,
LE_SDU)

Destination_Address is the information necessary to forward the HIPPI-LE PDU to the desired destination. The HIPPI-LE layer forms the Connection Control Information (CCI) for the HIPPI-FP layer from this.

Destination_ULA supplies the information to form the Destination_IEEE_Address field in the outgoing HIPPI-LE PDU.

Destination_Switch_Address supplies the information to form the Destination_Switch_Address field in the outgoing HIPPI-LE PDU.

Source_ULA supplies the information to form the Source_IEEE_Address field in the outgoing HIPPI-LE PDU.

Source_Switch_Address supplies the information to form the Source_Switch_Address field in the outgoing HIPPI-LE PDU.

Message_Type specifies information for the Message_Type field of the header. (see 6.1.1)

LE_SDU is the optional ISO/IEC 8802-2 LLC PDU to be sent.

Issued - The source ISO/IEC 8802-2 LLC issues this primitive to request the transfer of a HIPPI-LE Address Resolution Request or Response PDU, with or without an ISO/IEC 8802-2 LLC PDU, to a destination ISO/IEC 8802-2 LLC.

Effect - The Source HIPPI-LE shall accept the ISO/IEC 8802-2 LLC PDU for transmission. The HIPPI-LE shall build an LE_Header and optional D2_Area as specified in 6.1, and invoke an FP_TRANSFER.Request to send the HIPPI-LE PDU to the destination.

4.5.2 LE_ADDRESS_RESOLUTION.Confirm

This primitive acknowledges the LE_ADDRESS_RESOLUTION.Request from the Source ULP.

LE_ADDRESS_RESOLUTION.Confirm (Transmission_Status)

Transmission_Status is used to pass status information back to the local requesting LLC entity. The content of the Transmission_Status is implementation dependent.

Copyright International Organization for Standardization
Provided by IHS under license with ISO
No reproduction or networking permitted without license from IHS
Not for Resale

Issued - The HIPPI-LE issues this primitive to the Source ISO/IEC 8802-2 LLC to acknowledge the LE_ADDRESS_RESOLU-TION.Request.

Effect - Unspecified.

4.5.3 LE_ADDRESS_RESOLUTION.Indicate

This primitive indicates to the destination ISO/IEC 8802-2 LLC that an address resolution PDU with optional data was received.

LE_ADDRESS_RESOLUTION.Indicate (
Destination_ULA,
Destination_Switch_Address,
Source_ULA,
Source_Switch_Address,
Message_Type,
LE_SDU,
Reception_Status)

Destination_ULA indicates the Destination_IEEE_Address from the received HIPPI-LE PDU.

Destination_Switch_Address indicates the Destination_Switch_Address from the received HIPPI-LE PDU.

Source_ULA indicates the Source_IEEE_Address from the received HIPPI-LE PDU.

Source_Switch_Address indicates the Source_Switch_Address from the received HIPPI-LE PDU.

Message_Type indicates the kind of message. (see 6.1.1)

LE_SDU is the received ISO/IEC 8802-2 LLC PDU, if present.

Reception_Status indicates whether the received HIPPI-LE PDU was received with errors. Reception_Status may include other information.

Issued - The destination HIPPI-LE issues this primitive to the destination ISO/IEC 8802-2 LLC when a HIPPI-LE Address Resolution PDU for the ISO/IEC 8802-2 LLC has been received.

Effect - Unspecified.

4.5.4 LE_ADDRESS_RESOLUTION.Response

This primitive acknowledges the LE_TRANSFER.Indicate from the Destination HIPPI-LE.

LE_ADDRESS_RESOLUTION.Response

Issued - The destination ISO/IEC 8802-2 LLC issues this primitive to acknowledge receipt of the LE_ADDRESS_RESOLUTION.Indicate.

Effect - Unspecified.

4.6 HIPPI-LE station management service primitives

These primitives, as illustrated in figure 5, are used to manage the local HIPPI-LE. These primitives may be used at either a source or destination HIPPI-LE.

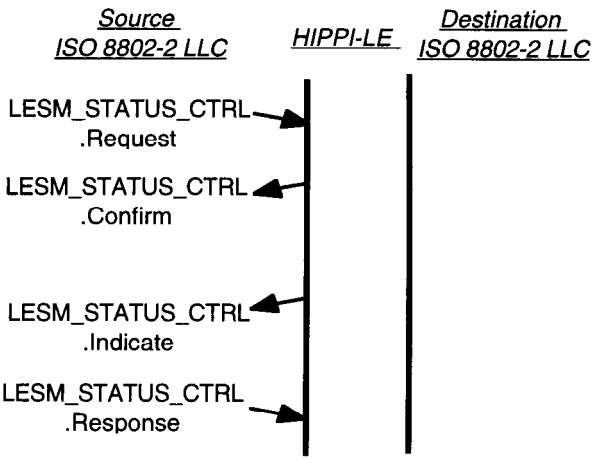

Figure 5 – Station management service primitives

4.6.1 LESM_STATUS_CTRL.Request

This primitive is issued to set HIPPI-LE parameters or to read the value of HIPPI-LE parameters. The parameters are implementation dependent and are not specified.

LESM_STATUS_CTRL.Request (Control)

Control represents the commands, parameters, and values to be acted on.

Effect – Unspecified.

4.6.2 LESM_STATUS_CTRL.Confirm

This primitive replies to the associated LESM_STATUS_CTRL.Request with status information.

LESM_STATUS_CTRL.Confirm (Status)

Status represents the parameters and values that were set or read as a result of the LESM_STATUS_CTRL.Request.

Effect – Unspecified.

Copyright International Organization for Standardization
Provided by IHS under license with ISO
No reproduction or networking permitted without license from IHS Not for Resale

4.6.3 LESM_STATUS_CTRL.Indicate

This primitive informs the SMT entity that an important event has occurred that affects the operation of the HIPPI-LE.

LESM_STATUS_CTRL.Indicate (Status)

Status represents the parameters and values that describe the event.

Effect – Unspecified.

4.6.4 LESM_STATUS_CTRL.Response

This primitive acknowledges the LESM_STATUS_CTRL.Indicate.

LESM_STATUS_CTRL.Response

Effect – Unspecified.

5 HIPPI-FP data framing services used by HIPPI-LE

HIPPI-LE is dependent on the capabilities of the lower layer, e.g., HIPPI-FP, for both data delivery and error detection.

The following are the HIPPI-FP primitives that are logically used by HIPPI-LE. The complete specification of these primitives is contained in the HIPPI Framing Protocol (HIPPI-FP) document, ISO/IEC 11518-2. The exact mapping from the HIPPI-LE services to HIPPI-FP services is implementation dependent.

HIPPI-LE Data Transfer:

FP_TRANSFER.Request (CCI, ULP-id, D1_Size, D1_Data_Set, D2_Size, D2_Data_Set, Keep_Connection, Start_D2_on_Burst_Boundary)

FP_TRANSFER.Confirm

FP_TRANSFER_D1.Indicate (ULP-id, CCI, Status, D2_Size, D2_Offset, D1_Area_Size, D1_Data_Set)

FP_TRANSFER_D2.Indicate (ULP-id, CCI, Status, D2_Size, D2_Offset, D2_Data_Set)

FP_TRANSFER.Response

6 HIPPI-LE data formats

The data transferred between the HIPPI-FP and HIPPI-LE is an ordered byte stream formatted as specified in ISO/IEC 11518-2.

6.1 HIPPI-LE PDU format

A HIPPI-LE PDU shall comprise two areas, (1) a D1_Area containing the LE_Header, and (2) a D2_Area containing the ISO/IEC 8802-2 LLC PDU.

6.1.1 LE_Header (D1_Data_Set)

The LE_Header shall comprise the D1_Data_Set.

The LE_Header shall be formatted as shown in figure 6. The image is shown as it would appear in 32-bit HIPPI words. The most-significant bit of the individual fields shown in figures 6 and 7 shall be at the left end of the field. The reserved field in figure 6 shall be transmitted as zeros.

FC is the 3-bit Forwarding Class for this ISO/IEC 8802-2 LLC PDU; the value ranges from 0 to 7. The value 0 shall be used as the default. The meaning of the other values is not specified.

Double_Wide (W) (1 bit) may contain one if the Destination whose address is given in the Source_Switch_Address field supports 64 bit HIPPI operation. Otherwise it shall contain zero.

NOTE - The W bit is a hint to the receiver that it may make a return connection in 1 600 Mbit/s mode.

Message_Type (M_Type) (4 bits) contains a code identifying the type of HIPPI-LE PDU. Defined values (binary) are:

0000 Data PDU
0001 Address Resolution Request PDU (AR_Request)
0010 Address Resolution Response PDU (AR_Response)
0011 Self Address Resolution Request PDU (AR_S_Request)
0100 Self Address Resolution Response PDU (AR_S_Response)
0101-1011 Reserved
1100-1111 Locally Assigned

Destination_Address_Type (D_A_T) (4 bits) and Source_Address_Type (S_A_T) (4 bits) contain a code identifying the type of addresses in the Destination_Switch_Address and Source_Switch_Address fields, respectively. Defined values (binary) are:

0000 Address not present
0001 HIPPI-SC Source Route (24 bits)
0010 HIPPI-SC Logical Address (12 bits)
0011-1011 Reserved
1100-1111 Locally Assigned

Destination_Switch_Address is a 24-bit field containing the Switch Address of the Destination. If the address consists of less than 24 bits, it shall be right justified (occupying the least significant bits) in the field.

Copyright International Organization for Standardization
Provided by IHS under license with ISO
No reproduction or networking permitted without license from IHS
Not for Resale

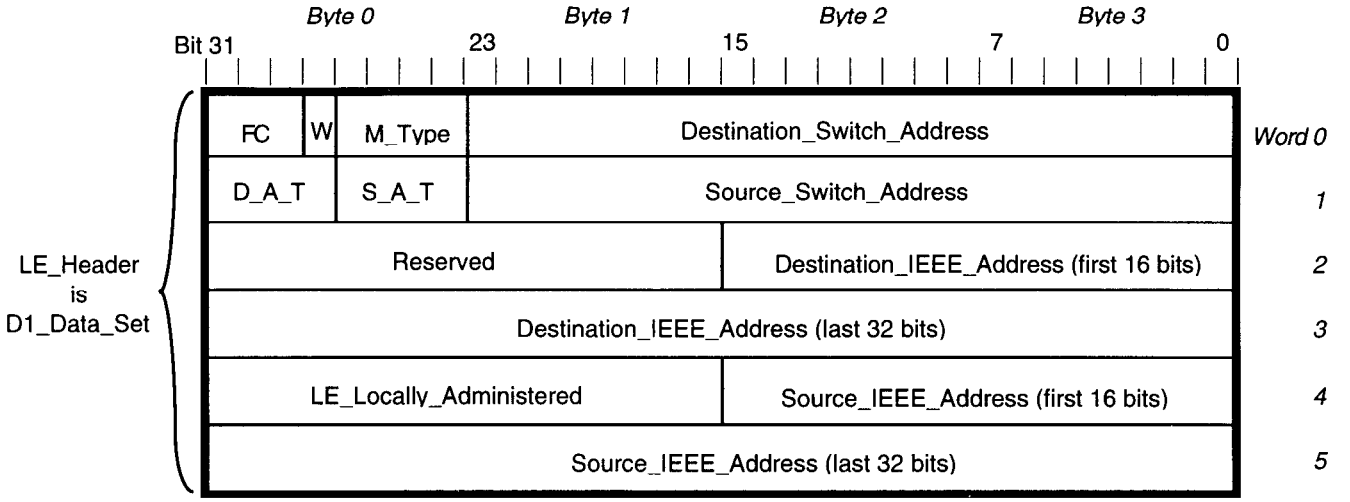

Figure 6 – HIPPI-LE header format

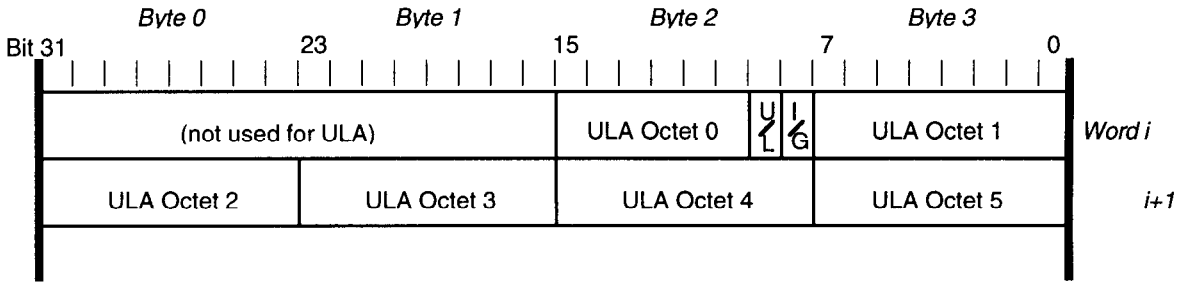

Figure 7 – Mapping of 6-byte ISO/IEC 8802-2 universal LAN MAC address to two 32-bit HIPPI words in LE_Header

Source_Switch_Address is a 24-bit field containing the Switch Address of the Source. If the address consists of less than 24 bits, it shall be right justified (occupying the least significant bits) in the field.

NOTE - The Double_Wide, Switch_Address, and Address_Type fields are of primary interest for the Address Resolution Request and Response PDU types. Whether or not they are used with Data PDUs is implementation dependent.

Destination_IEEE_Address is the 48-bit Universal LAN MAC Address of the destination. This address space is specified by ISO/IEC 8802-1 and the globally unique part of the space is administered by the IEEE. If the Destination_IEEE_Address is not known, then the value 0 shall be used.

NOTE – Some network devices, e.g., 802 LANs, FDDI, and MAC-level bridges, require a non zero 48-bit Universal LAN MAC destination address in order to deliver a PDU.

LE_Locally_Administered is a 16-bit field which is locally administered for each HIPPI-LE network. The values in this field are not specified although the value 0 is suggested as a default.

Source_IEEE_Address is the 48-bit Universal LAN MAC Address of the source of this ISO/IEC 8802-2 LLC PDU. This address space is specified by ISO/IEC 8802-1 and the globally unique part of the space is administered by the IEEE. It is recommended that every source of HIPPI-LE PDUs be assigned a Universal LAN MAC source address according to the method specified in ISO/IEC 8802-1. However, if the Source_IEEE_Address is not known or has not been assigned, then the value 0 shall be used.

NOTE – Some network devices, e.g., ISO/IEC 8802 LANs, FDDI, and MAC-level bridges, require a non zero 48-bit Universal LAN MAC source address in order to provide two-way communication.

Copyright International Organization for Standardization
Provided by IHS under license with ISO
No reproduction or networking permitted without license from IHS
Not for Resale

6.1.2 ISO/IEC 8802-2 LLC PDU (D2_Data_Set)

The contiguous bytes of the ISO/IEC 8802-2 LLC PDU shall comprise the D2_Data_Set. See annex A for examples.

6.2 ISO/IEC 8802 48-bit address format

The ISO/IEC 8802-1 specifies that a 48-bit Universal LAN MAC Address (ULA) is represented as an ordered string of six bytes numbered from 0 to 5. The least significant bit of byte 0 is the Individual/Group Address (I/G) bit. The next least significant bit is the Universally or Locally Administered Address (U/L) bit. ISO/IEC 8802-1 further specifies that the bytes be transmitted in the order 0 through 5.

Figure 7 shows how the bytes of an ULA (for either source or destination address) shall be mapped to two 32-bit HIPPI words in the LE_Header.

7 HIPPI Address Resolution

7.1 Overview

HIPPI-FP describes a unidirectional link between a single source and a single destination which can be configured in groups of two or more to build bi-directional links between computer systems. HIPPI-SC describes switch hardware which can be used as a hub for the interconnection of multiple systems using bi-directional pairs of HIPPI links; other kinds of switches are possible. In a switched HIPPI network, each system must have an address which allows another system to direct a packet to it. This address takes one of several forms, depending on the switch hardware, and is called the Switch Address. Address resolution is the process of discovering a system's Switch Address.

A system's Switch Address can change depending on its location on the switch and other factors, such as address mappings within the switch or the configuration of routes between switches in multi-switch environments. When it changes, it must be rediscovered before other systems can resume communication with the re configured system. This is only possible if the target system (the one whose address must be discovered) has another address that remains constant, independent of its Switch Address. This address is the IEEE Universal LAN MAC address (ULA).

Address Resolution works by asking "what is the Switch Address associated with this target ULA?" The question is in the form of a HIPPI-LE Address Resolution Request PDU, and the answer is a HIPPI-LE Address Resolution Response PDU. In both packets, the Source_Address _Type and Destination_Address_Type fields indicate the form of the Switch Addresses. (HIPPI-SC defines two forms, 24 bit Source Route and 12 bit Logical Address.)

The Address Resolution Request and Response PDUs use the Source_Switch_Address, Destination_Switch_Address, Source_IEEE_Address and Destination_IEEE_Address fields of the HIPPI-LE Header. In the AR_Request PDU, the Destination_IEEE_Address field specifies the target for address resolution, and the Source_Switch_Address and Source_IEEE_Address fields are correct for the sender of the PDU. In the AR_Response PDU the Source and Destination fields are exchanged and the Source_Switch_Address field contains the target's switch address.

These HIPPI-LE PDUs can also carry an ISO/IEC 8802-2 LLC PDU containing "piggy-backed" address resolution protocol for a higher layer, such as Internet ARP. If this is the case, the Destination_IEEE_Address field in the AR_Request PDU may contain zero, since the target ULA will be resolved by the higher layer's address resolution entity. Both layers of addresses can be resolved from the higher layer's target address in the same exchange of HIPPI-LE PDUs.

The AR_S_Request and AR_S_Response PDUs are for "self address discovery," in which a HIPPI-LE entity is trying to discover its own Switch Address. In the request, both Source_IEEE_Address and Destination_IEEE _Address are set to the correct ULA for the sender, and the Source_Switch_Address and Destination_Switch_Address contain zero. After a host sends the request, two positive outcomes are possible:

– the host receives its own request, and obtains its own Switch Address from the CCI passed up from the underlying HIPPI-FP layer, or

– the host receives an AR_S_Response with the Destination_Switch_Address filled in.

In the first case the host should not respond to its own request.

The address to which to send AR_Request and AR_Response PDUs is outside the scope of this part of ISO/IEC 11518. For example, HIPPI-SC allocates a specific logical address for HIPPI-LE Address Resolution and other configuration-related messages.

HIPPI-LE address resolution is not mandatory, since Switch Addresses may be known by other implementation dependent means. Whether or not a particular HIPPI-LE responds to an AR_Request PDU is an implementation decision, since address resolution does not depend on the identity of the HIPPI-LE which actually transmits the AR_Response PDU. It can be sent by the target system itself or by a third party that responds on behalf of the target.

NOTE - If the interconnection network is a HIPPI-SC switch, the appropriate multicast address must result in the transmission of the packet to all participating targets, or it may be mapped to a server which responds on the targets behalf. Specification of these mechanisms is beyond the scope of HIPPI-LE.

7.2 Address Resolution in Detail

This subclause describes in detail what is done by a HIPPI-LE entity during transmission or receipt of HIPPI-LE Address Resolution PDUs. This discussion presumes that two or more HIPPI-LE entities can communicate through HIPPI interfaces that are attached to some interconnection mechanism. A crosspoint switch that supports multicast addressing, as described in HIPPI-SC, is one such

Copyright International Organization for Standardization
Provided by IHS under license with ISO
No reproduction or networking permitted without license from IHS
Not for Resale

mechanism. Others, either standard or vendor proprietary, may exist and support address resolution.

Each HIPPI-LE entity keeps a list of remote HIPPI-LE entities it is aware of, giving the destination Switch Address and ULA for each.

7.2.1 Transmission

The following steps are used to transmit HIPPI-LE Address Resolution PDUs.

1. The HIPPI-LE entity receives an LE_TRANSFER.Request or LE_ADDRESS_RESOLUTION.Request from the Source ULP.

   If the HIPPI-LE entity knows the correct value for the Source_Switch_Address and Source_Address_Type fields of the HIPPI-LE header, then go to step 4.

   Otherwise, the source Switch Address must be discovered before the ULP's message can be sent.

2. Construct a HIPPI-LE PDU, setting the following fields:

   FC = [implementation dependent]
   Double_Wide = 0
   Message_Type = 0011 (binary), AR_S_Request
   Destination_Switch_Address = 0
   Source_Switch_Address = 0
   Destination_Address_Type = 0
   Source_Address_Type = 0
   Destination_IEEE_Address = ULA of this HIPPI-LE
   Source_IEEE_Address = ULA of this HIPPI-LE

   Invoke an FP_TRANSFER.Request for this PDU using a CCI value appropriate for transmission of this type of PDU on the interconnection hardware in use. On a HIPPI-SC compliant switch, this should be the address reserved for HIPPI-LE Address Resolution requests, i.e., hexadecimal FE0.

3. Issue the LE_TRANSFER.Confirm or LE_ADDRESS_RESOLUTION.Confirm primitive to the ULP, with Transmission_Status indicating that the transmission was not performed. Request handling is complete.

4. In this case the source Switch Address is known. If the ULP requested a Data or AR_Response PDU, update the table entry or add a new entry for the remote HIPPI-LE, using the Destination_Address information given by the ULP in the LE_TRANSFER.Request or LE_ADDRESS_RESOLUTION.Request. This information should include the remote HIPPI-LE's ULA, Switch Address and Switch Address type.

   Construct a HIPPI-LE PDU containing the ISO/IEC 8802-2 LLC PDU. HIPPI-LE Header contents depend on the type of request and the Message_Type parameter in a LE_ADDRESS_RESOLUTION.Request from the ULP. Invoke the FP_TRANSFER.Request primitive to send the PDU.

   – If the ULP requested a Data PDU:

   FC = [implementation dependent]
   Double_Wide = (optional) 1 if this HIPPI-LE can accept double-wide requests.
   Message_Type = 0000 (binary), Data PDU
   Destination_Switch_Address = (optional) the destination's Switch Address
   Source_Switch_Address = (optional) this HIPPI-LE's Switch Address
   Destination_Address_Type = value appropriate to Destination_Switch_Address
   Source_Address_Type = value appropriate to Source_Switch_Address
   Destination_IEEE_Address = ULA of the destination if known, otherwise zero
   Source_IEEE_Address = ULA of this HIPPI-LE if known, otherwise zero
   The CCI parameter of the FP_TRANSFER.Request contains the destination's Switch Address.

   – If the ULP requested an Address Resolution Request:

   FC = [implementation dependent]
   Double_Wide = (optional) 1 if this HIPPI-LE can accept double-wide requests.
   Message_Type = 0001 (binary), AR_Request
   Destination_Switch_Address = 0
   Source_Switch_Address = this HIPPI-LE's Switch Address
   Destination_Address_Type = 0
   Source_Address_Type = value appropriate to Source_Switch_Address
   Destination_IEEE_Address = ULA of the destination if known, otherwise zero.
   Source_IEEE_Address = ULA of this HIPPI-LE if known, otherwise zero
   The CCI parameter to the FP_TRANSFER.Request primitive contains the Switch Address appropriate for transmission of Address Resolution Request PDUs on the interconnection hardware in use. On a HIPPI-SC compliant switch, this should be the address reserved for HIPPI-LE Address Resolution requests, i.e., hexadecimal FE0.

   – If the ULP requested an Address Resolution Response:

   FC = [implementation dependent]
   Double_Wide = (optional) 1 if this HIPPI-LE can accept double-wide requests.
   Message_Type = 0010 (binary), AR_Response
   Destination_Switch_Address = the destination's Switch Address
   Source_Switch_Address = this HIPPI-LE's Switch Address
   Destination_Address_Type = value appropriate to Destination_Switch_Address
   Source_Address_Type = value appropriate to Source_Switch_Address
   Destination_IEEE_Address = ULA of the destination if known, otherwise zero.
   Source_IEEE_Address = ULA of this HIPPI-LE if known, otherwise zero.
   The CCI parameter to the FP_TRANSFER.Request primitive contains the destination's Switch Address.

Copyright International Organization for Standardization
Provided by IHS under license with ISO
No reproduction or networking permitted without license from IHS Not for Resale

7.2.2 Receipt of normal Address Resolution PDUs

When the HIPPI-LE entity receives a FP_TRANSFER.Indicate primitive from the underlying HIPPI-FP, the action for normal address resolution messages (Message_Type 0001 or 0010) is:

a) If the received message has a Source_IEEE_Address equal to one already in the table, copy the Source_Switch_Address and Source_Address_Type fields to the table, updating the entry for the remote HIPPI-LE.

b) If the Destination_IEEE_Address field contains the ULA of the local HIPPI-LE entity and the table was not updated in step 1, add a new entry using the Source_Switch_Address, Source_Address_Type and Source_IEEE_Address field contents.

NOTE - The checks in this step prevent the creation of table entries for remote hosts with which the local host is not communicating.

c) Report the receipt of the message to the ULP with a LE_ADDRESS_RESOLUTION.Indicate primitive.

7.2.3 Receipt of Self Address Resolution PDUs

AR_S_Request: If the HIPPI-LE entity does not know its own Switch Address and type, use the CCI from the FP_TRANSFER.Indicate primitive to construct it, and otherwise ignore the received message.

AR_S_Response: If the Destination_IEEE_Address is the same as the HIPPI-LE entity's ULA, the HIPPI-LE entity takes the contents of the Destination_Switch_Address field as its new Switch Address, also saving the value of the Destination_Address_Type field. Otherwise, it ignores the message.

No LE_ADDRESS_RESOLUTION.Indicate primitive is given for receipt of self address resolution messages.

Copyright International Organization for Standardization
Provided by IHS under license with ISO
No reproduction or networking permitted without license from IHS
Not for Resale

Annex A
(informative)

Example HIPPI packets containing HIPPI-LE PDUs

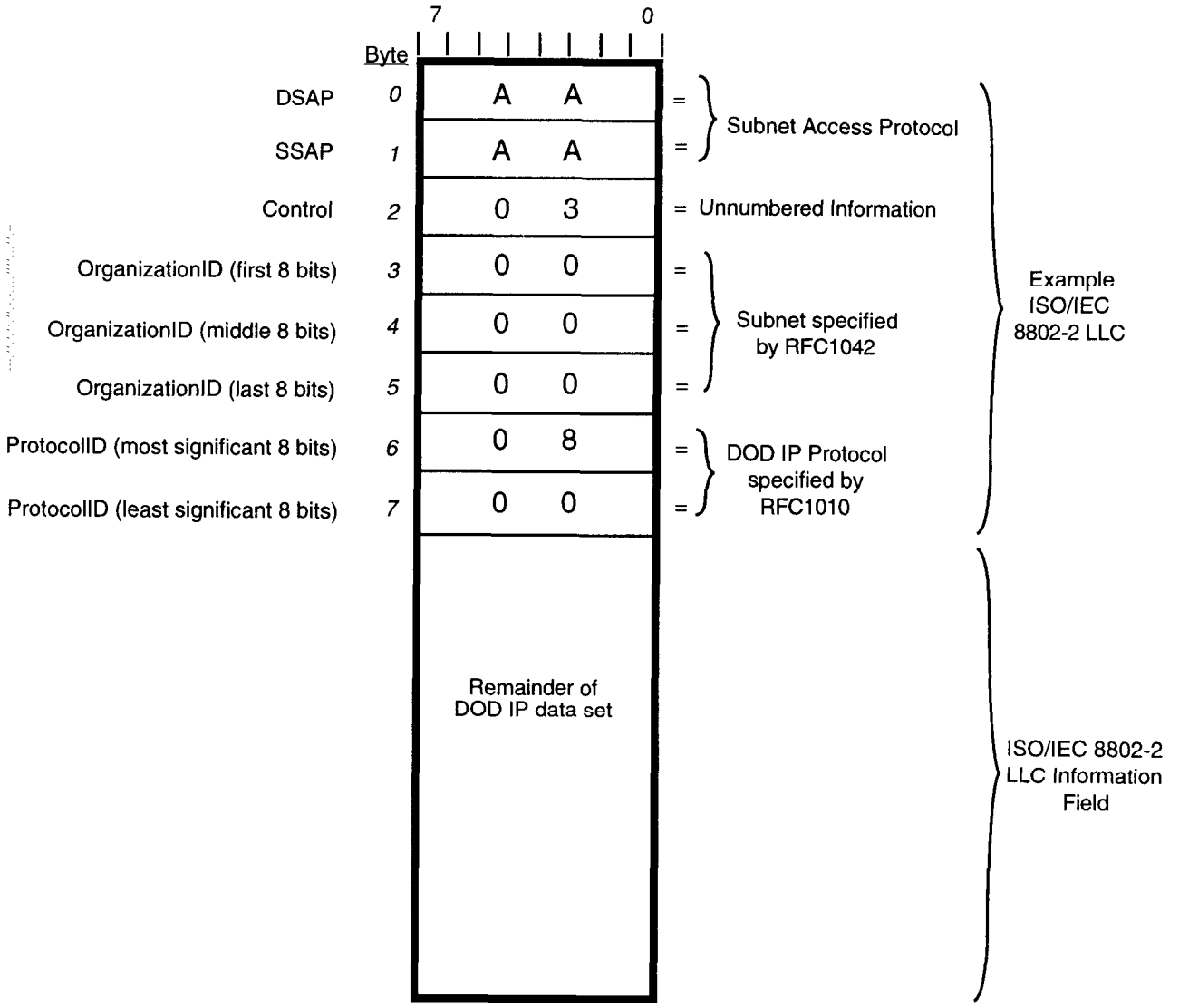

Figure A.1 – Example ISO/IEC 8802-2 LLC PDU as an ordered hex byte stream with information field = DOD IP data set as specified by the Internet Task Force in RFC1010 and RFC1042

Copyright International Organization for Standardization
Provided by IHS under license with ISO
No reproduction or networking permitted without license from IHS

Not for Resale

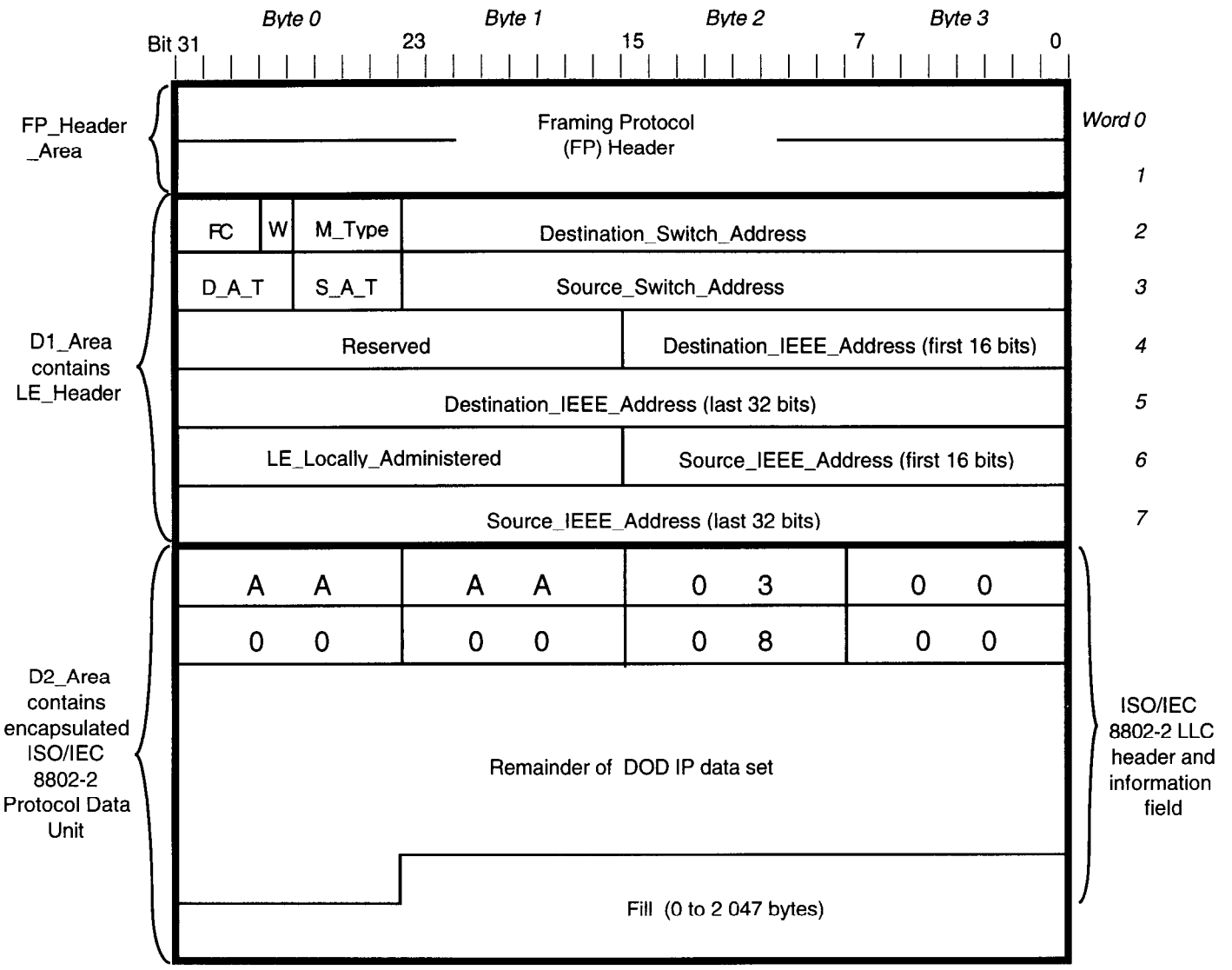

Figure A.2 – Example encapsulation of figure A.1 LLC PDU within a HIPPI packet with *suggested* fills and alignment, i.e., D1_Fill = 0 bytes and D2 offset = 0

Copyright International Organization for Standardization
Provided by IHS under license with ISO
No reproduction or networking permitted without license from IHS
Not for Resale

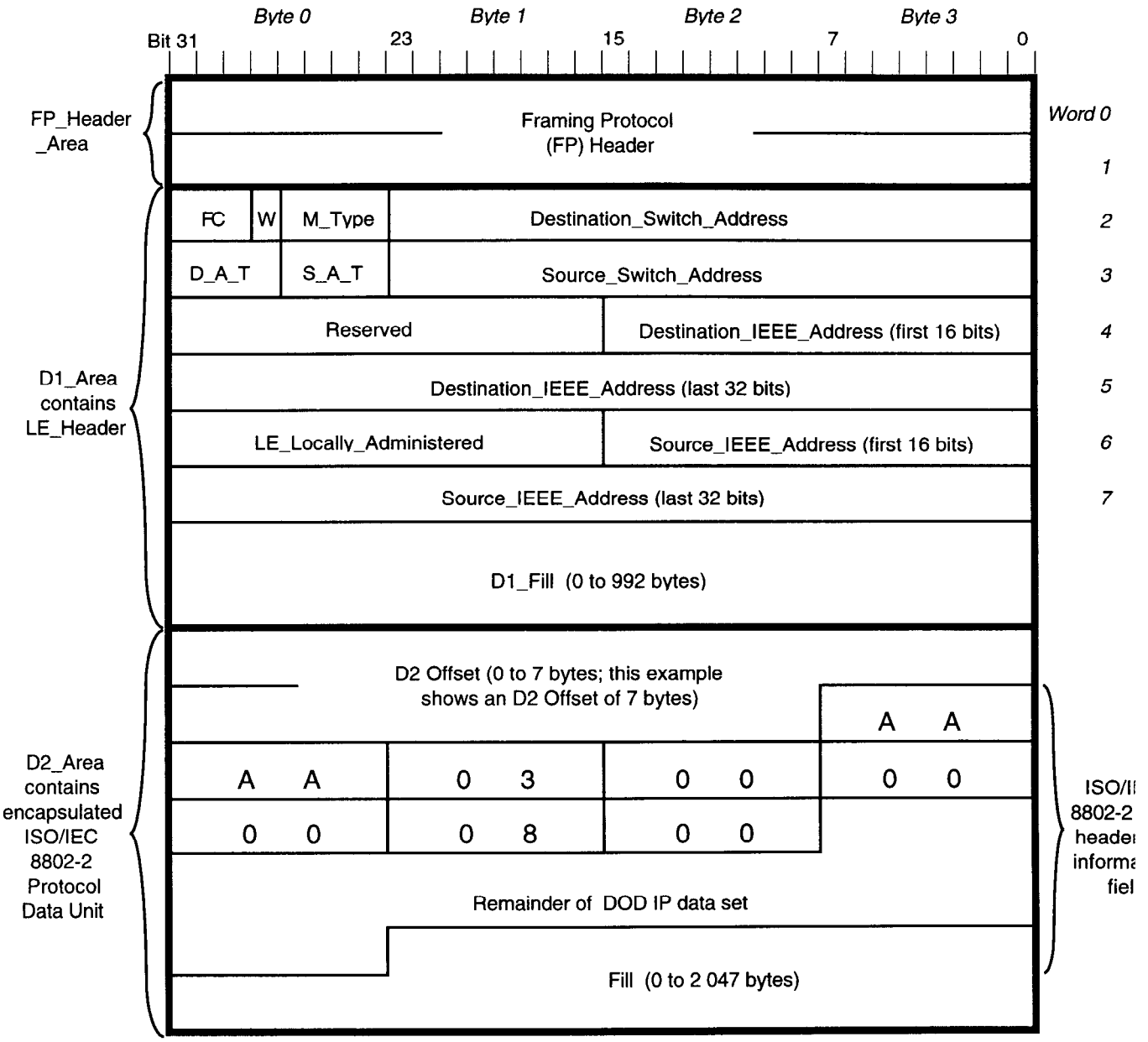

Figure A.3 – Example encapsulation of figure A.1 LLC PDU within a HIPPI packet with D2 offset = 7 and a possibly non-empty D1_Fill

Copyright International Organization for Standardization
Provided by IHS under license with ISO
No reproduction or networking permitted without license from IHS
Not for Resale

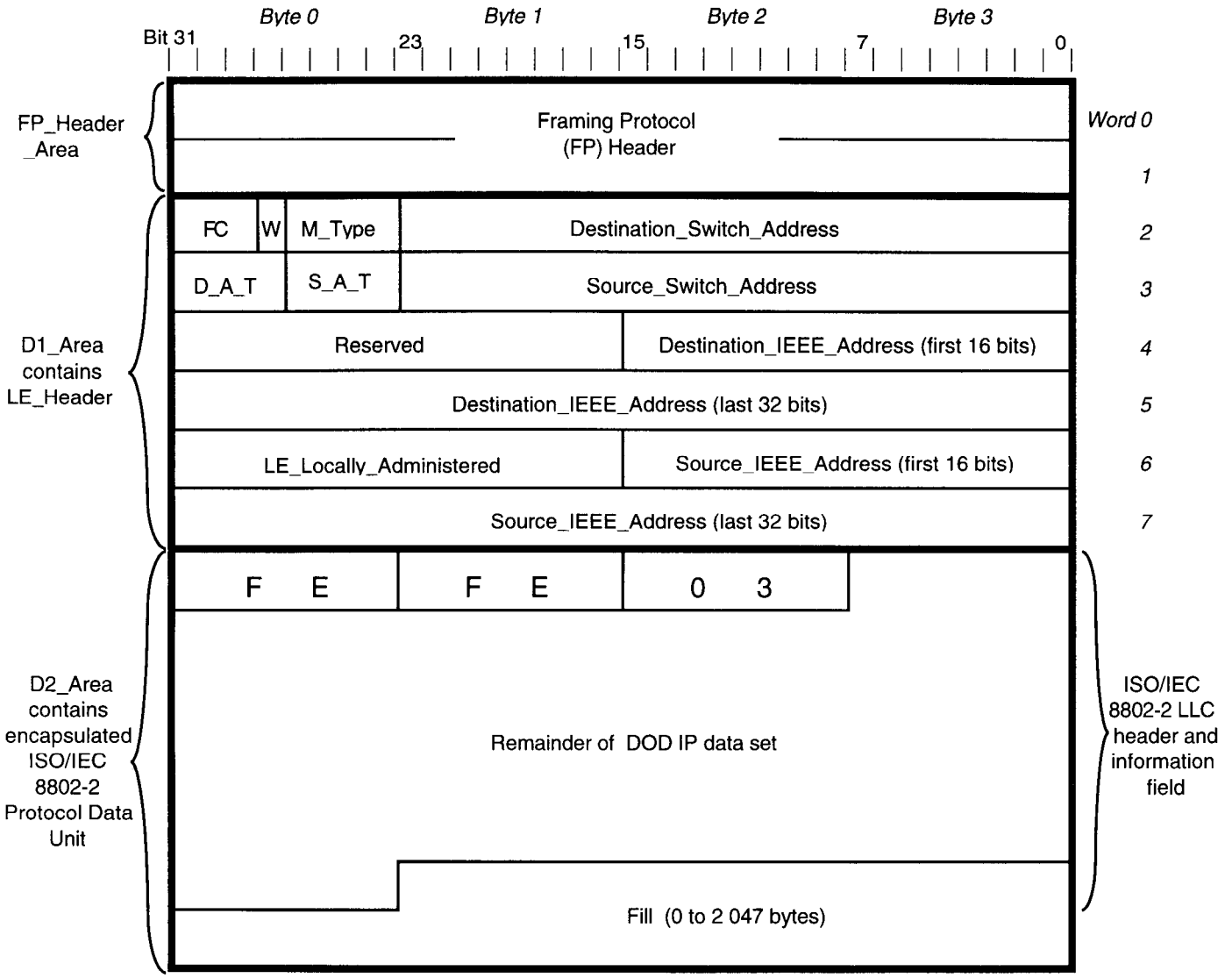

Figure A.4 – Example encapsulation of ISO/IEC IP PDU within a HIPPI packet with D1_Fill = 0 bytes and D2 offset = 0

Copyright International Organization for Standardization
Provided by IHS under license with ISO
No reproduction or networking permitted without license from IHS
Not for Resale

Annex B
(informative)

Bibliography

The following documents are the basis for address resolution:

RFC 826 , "An Ethernet Address Resolution Protocol - or - Converting Network Protocol Addresses to 48.bit Ethernet Address for Transmission on Ethernet Hardware"

Copyright International Organization for Standardization
Provided by IHS under license with ISO
No reproduction or networking permitted without license from IHS Not for Resale

Alphabetical index

Address Resolution 3.1.2, 7, 7.2
Address Resolution Protocol . 3.1.3, 7.1, B
Address Resolution Request . 4.5.1, 6.1.1, 7.1, 7.2.1
Address Resolution Response..4.5.1, 6.1.1, 7.1, 7.2.1

CCI 4.5.1, 5, 7.1, 7.2.1, 7.2.3

D1_Area 6.1, A.2, A.3, A.4
D1_Area_Size 5
D1_Data_Set 5, 6.1.1
D1_Size 5
D2_Area 4.4.1, 6.1, A.2, A.3, A.4
D2_Data_Set 4.4.3, 5, 6.1.2
D2_Offset 4.4.1, 5
D2_Size 5
Destination_Address 3.2, 4.3, 4.4.1, 4.4.3, 4.5.1, 7.2.1, 7.2.3
Destination_Address_Type ... 6.1.1, 7.1, 7.2.3
Destination_IEEE_Address ... 4.5.1, 4.5.3, 6.1.1, 7.1, 7.2.1, 7.2.2, 7.2.3, A.2, A.3, A.4
Destination_ULA 4.3, 4.5.1, 4.5.3
DOD IP data set A.1, A.2, A.3

FC 6.1.1, 7.2.1, A.2, A.3, A.4
Forwarding class ..... Introduction, 6.1.1

HIPPI-LE PDU ..... Introduction, 3.1.4, 4.4.1, 4.4.3, 4.5.1, 4.5.3, 6.1, 6.1.1, 6.2, A.1
HIPPI-FP services 4, 5

IEEE 48-bit address 4.4.3, 6.2
Individual/Group Address 6.2
ISO/IEC IP PDU data set A.4

Keep_Connection 5

LE_Header 4.4.1, 6.1, 6.1.1
LE_Locally_Administered 6.1.1, A.2, A.3, A.4
LE_SDU 4.3, 4.4.1, 4.4.3, 4.5.1, 4.5.3
LLC PDU 3.1.1, 3.1.4, 4.4, 4.4.1, 4.4.3, 4.5.1, 4.5.3, 6.1, 6.1.1, 6.1.2, 7.1, 7.2.1, A.1, A.2, A.3
Locally Administered Address..6.2

Message_Type 4.3, 4.5.1, 4.5.3, 6.1.1, 7.2.1, 7.2.2
Multicast 3.1.2, 7.1, 7.2

PDU 3.1.4
Provided_Service_Class 4.4.2

Requested_Service_Class 4.4.1, 4.4.3
Reserved 6.1.1, A.2, A.3, A.4

SDU 3.1.5
Self Address Resolution 6.1.1, 7.1, 7.2.3
SMT 3.1.6, 4
Source_Address 4.3, 4.4.3
Source_Address_Type 6.1.1, 7.1, 7.2.1, 7.2.2
Source_IEEE_Address 4.4.3, 4.5.3, 6.1.1, 7.2.1, 7.2.2, A.2, A.3, A.4
Source_ULA 4.3, 4.5.1, 4.5.3
Start_D2_on_Burst_Boundary..5
Status
  Reception_Status 4.3, 4.4.3, 4.5.3
  Transmission_Status 4.3, 4.4.2, 4.5.2, 7.2.1

ULP-id 5
Universal LAN MAC Address..4.5, 6.1.1, 6.2, 7.1

Copyright International Organization for Standardization
Provided by IHS under license with ISO
No reproduction or networking permitted without license from IHS
Not for Resale

© ISO/IEC

ICS 35.100.10

Descriptors: data processing, information interchange, network interconnection, open systems interconnection, physical layer, data transfer, computer interfaces, control procedures, protocols.

Price based on 16 pages

Copyright International Organization for Standardization
Provided by IHS under license with ISO
No reproduction or networking permitted without license from IHS

Not for Resale