FINAL
DRAFT

AMENDMENT

ISO/IEC 14443-2:2001 FDAM 2

ISO/IEC JTC **1**

Secretariat: **ANSI**

Voting begins on:
2005-02-14

Voting terminates on:
2005-04-14

Identification cards — Contactless integrated circuit(s) cards — Proximity cards —

Part 2: Radio frequency power and signal interface

AMENDMENT 2: Bit rates of *fc*/64, *fc*/32 and *fc*/16

Cartes d´identification — Cartes à circuit(s) intégré(s) sans contact — Cartes de proximité —

Partie 2: Interface radio fréquence et des signaux de communication

AMENDEMENT 2: Débits binaires de fc*/64,* fc*/32 et* fc*/16*

Please see the administrative notes on page iii

RECIPIENTS OF THIS DRAFT ARE INVITED TO SUBMIT, WITH THEIR COMMENTS, NOTIFICATION OF ANY RELEVANT PATENT RIGHTS OF WHICH THEY ARE AWARE AND TO PROVIDE SUPPORTING DOCUMENTATION.

IN ADDITION TO THEIR EVALUATION AS BEING ACCEPTABLE FOR INDUSTRIAL, TECHNOLOGICAL, COMMERCIAL AND USER PURPOSES, DRAFT INTERNATIONAL STANDARDS MAY ON OCCASION HAVE TO BE CONSIDERED IN THE LIGHT OF THEIR POTENTIAL TO BECOME STANDARDS TO WHICH REFERENCE MAY BE MADE IN NATIONAL REGULATIONS.

Reference number
ISO/IEC 14443-2:2001/FDAM 2:2005(E)

© ISO/IEC 2005

Copyright International Organization for Standardization
Reproduced by IHS under license with ISO
No reproduction or networking permitted without license from IHS

Not for Resale

PDF disclaimer

This PDF file may contain embedded typefaces. In accordance with Adobe's licensing policy, this file may be printed or viewed but shall not be edited unless the typefaces which are embedded are licensed to and installed on the computer performing the editing. In downloading this file, parties accept therein the responsibility of not infringing Adobe's licensing policy. The ISO Central Secretariat accepts no liability in this area.

Adobe is a trademark of Adobe Systems Incorporated.

Details of the software products used to create this PDF file can be found in the General Info relative to the file; the PDF-creation parameters were optimized for printing. Every care has been taken to ensure that the file is suitable for use by ISO member bodies. In the unlikely event that a problem relating to it is found, please inform the Central Secretariat at the address given below.

Copyright notice

This ISO document is a Draft International Standard and is copyright-protected by ISO. Except as permitted under the applicable laws of the user's country, neither this ISO draft nor any extract from it may be reproduced, stored in a retrieval system or transmitted in any form or by any means, electronic, photocopying, recording or otherwise, without prior written permission being secured.

Requests for permission to reproduce should be addressed to either ISO at the address below or ISO's member body in the country of the requester.

ISO copyright office
Case postale 56 • CH-1211 Geneva 20
Tel. + 41 22 749 01 11
Fax + 41 22 749 09 47
E-mail copyright@iso.org
Web www.iso.org

Reproduction may be subject to royalty payments or a licensing agreement.

Violators may be prosecuted.

--`,,```-`-`,,`,,`,`,,`---

::
Copyright International Organization for Standardization
Reproduced by IHS under license with ISO
No reproduction or networking permitted without license from IHS

© ISO/IEC 2005 – All rights reserved

Not for Resale

In accordance with the provisions of Council Resolution 21/1986, this document is **circulated in the English language only**.

--`,,,```-`-`,,`,,`,`,,`---
© ISO/IEC 2005 All rights reserved
Copyright International Organization for Standardization
Reproduced by IHS under license with ISO
No reproduction or networking permitted without license from IHS
Not for Resale

Foreword

ISO (the International Organization for Standardization) and IEC (the International Electrotechnical Commission) form the specialized system for worldwide standardization. National bodies that are members of ISO or IEC participate in the development of International Standards through technical committees established by the respective organization to deal with particular fields of technical activity. ISO and IEC technical committees collaborate in fields of mutual interest. Other international organizations, governmental and non-governmental, in liaison with ISO and IEC, also take part in the work. In the field of information technology, ISO and IEC have established a joint technical committee, ISO/IEC JTC 1.

International Standards are drafted in accordance with the rules given in the ISO/IEC Directives, Part 2.

The main task of the joint technical committee is to prepare International Standards. Draft International Standards adopted by the joint technical committee are circulated to national bodies for voting. Publication as an International Standard requires approval by at least 75 % of the national bodies casting a vote.

Attention is drawn to the possibility that some of the elements of this document may be the subject of patent rights. ISO and IEC shall not be held responsible for identifying any or all such patent rights.

Amendment 2 to ISO/IEC 14443-2:2001 was prepared by Joint Technical Committee ISO/IEC JTC 1, *Information technology*, Subcommittee SC 17, *Cards and personal identification.*

© ISO/IEC 2005 – All rights reserved
Copyright International Organization for Standardization
Reproduced by IHS under license with ISO
No reproduction or networking permitted without license from IHS
Not for Resale

Identification cards — Contactless integrated circuit(s) cards — Proximity cards —

Part 2:
Radio frequency power and signal interface

AMENDMENT 2: Bit rates of *fc*/64, *fc*/32 and *fc*/16

Page 3, clause 7

Replace last sentence with the following:

"Figures 1 and Amd.2-1 illustrate the concepts described in the following clauses."

Page 4, clause 7

Replace figure 1 with the following:

"

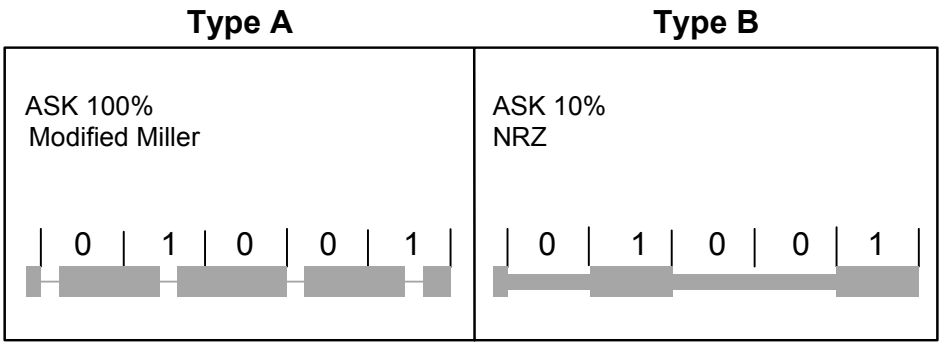

Figure 1 — Example PCD to PICC communication signals for Type A and Type B interfaces

"

© ISO/IEC 2005 All rights reserved

Copyright International Organization for Standardization
Reproduced by IHS under license with ISO
No reproduction or networking permitted without license from IHS
Not for Resale

Page 4, clause 7

Add the following new figure after figure 1:

"

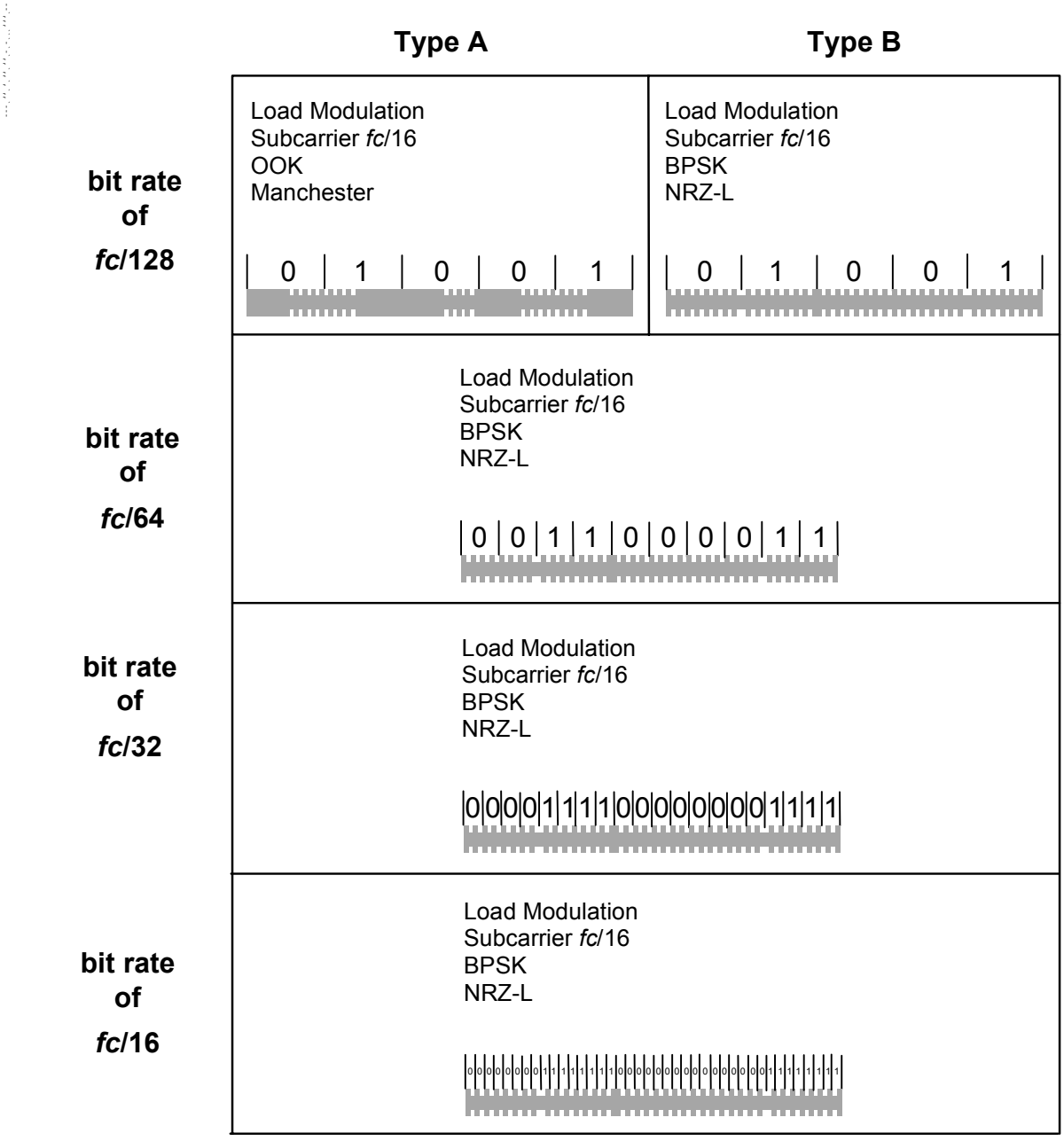

Figure Amd.2-1 — Example PICC to PCD communication signals for Type A and Type B interfaces

"

© ISO/IEC 2005 – All rights reserved
Copyright International Organization for Standardization
Reproduced by IHS under license with ISO
No reproduction or networking permitted without license from IHS
Not for Resale

Page 4, subclause 8.1.1

Add the following text at the end of the subclause:

"The bit rate for the transmission after initialization and anticollision shall be one of the following:

— *fc*/128 (~106 kbit/s),

— *fc*/64 (~212 kbit/s),

— *fc*/32 (~424 kbit/s),

— *fc*/16 (~847 kbit/s)."

Page 4, subclause 8.1.2

Insert new subclause 8.1.2.1 with the following title and move all existing text and figures of subclause 8.1.2 into this new subclause 8.1.2.1:

"**8.1.2.1 Modulation for a bit rate of *fc*/128**"

Page 5, subclause 8.1.2 that has been renumbered to 8.1.2.1

Replace the title of figure 2 with the following: "**Pause for a bit rate of *fc*/128**"

Page 6, subclause 8.1.2 that has been renumbered to 8.1.2.1

Delete the NOTE in figure 3 and replace the title of figure 3 with the following: "**Definition of "End of Pause" for a bit rate of *fc*/128**"

Page 6, subclause 8.1.2

Insert the following new subclause 8.1.2.2 after subclause 8.1.2.1:

"**8.1.2.2 Modulation for bit rates of *fc*/64, *fc*/32 and *fc*/16**

Communication from PCD to PICC for bit rates of *fc*/64 (~212 kbit/s), *fc*/32 (~424 kbit/s) and *fc*/16 (~847 kbit/s) shall use the modulation principle of ASK of the RF operating field to create a pause as shown in figure Amd.2-2.

The envelope of the PCD field shall decrease monotonically to less than 60% of its initial value. This envelope shall comply with figure Amd.2-2.

© ISO/IEC 2005 All rights reserved

Copyright International Organization for Standardization
Reproduced by IHS under license with ISO
No reproduction or networking permitted without license from IHS
Not for Resale

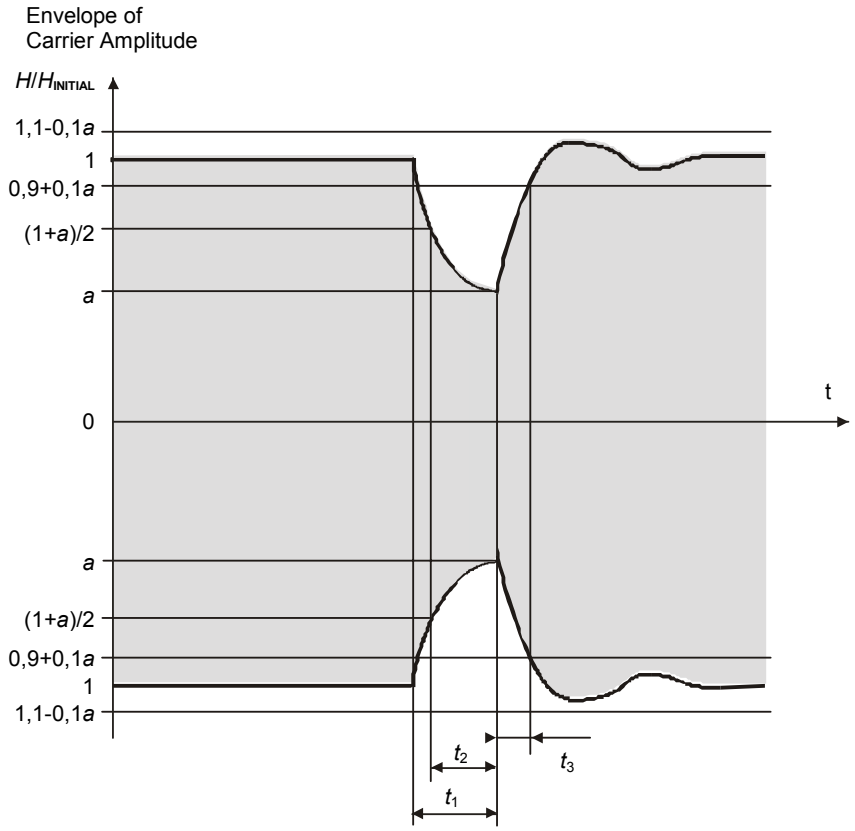

Figure Amd.2-2 — Pause for bit rates of *fc*/64, *fc*/32 and *fc*/16

Overshoots shall remain within ± 0,1 x (1-*a*) of $H_{INITIAL}$.

The parameter *a* in figure Amd.2-2 shall be between 0 and 0,6 for bit rates of *fc*/64, *fc*/32 and *fc*/16.

The parameters t_1, t_2 and t_3 are specified in table1.

Table 1 — Modulation timing

Timing parameter	Bit rate					
	fc/64		*fc*/32		*fc*/16	
	Min	Max	Min	Max	Min	Max
t_1	15/fc	20/fc	8/fc	10/fc	4/fc	5/fc
t_2	8/fc	t_1	4/fc	t_1	2/fc	t_1
t_3	0	12/fc	0	10/fc	0	8/fc

"

© ISO/IEC 2005 – All rights reserved
Copyright International Organization for Standardization
Reproduced by IHS under license with ISO
No reproduction or networking permitted without license from IHS
Not for Resale

Page 6, subclause 8.1.3

Add the following text, figure and table after definition of sequence Z (after fourth line):

"Figure Amd.2-3, together with the timing parameters in table 2, illustrates sequences X, Y and Z.

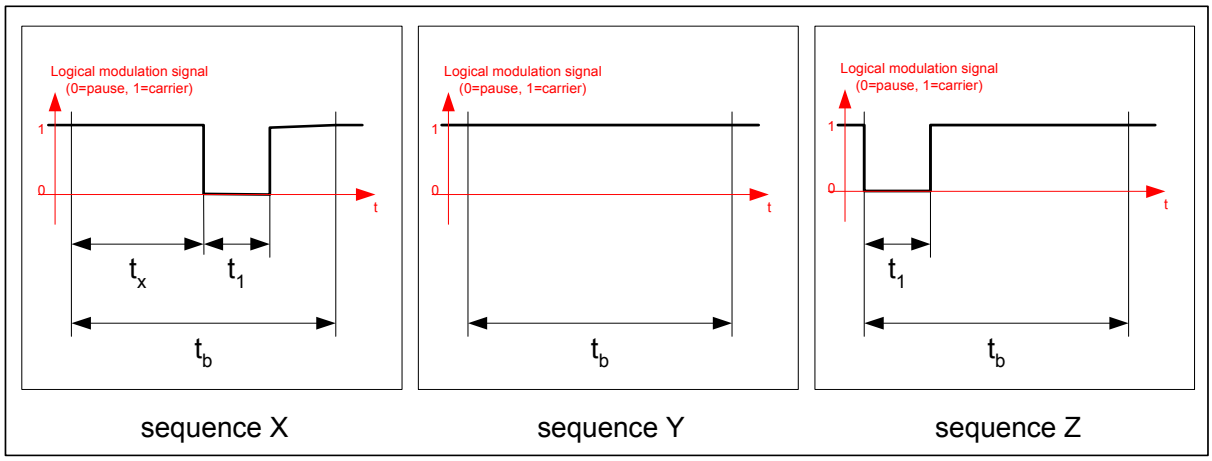

Figure Amd.2-3 — Signal shapes for sequences

Table 2 — Parameters for sequences

Parameter	Bit rate			
	***fc*/128**	***fc*/64**	***fc*/32**	***fc*/16**
t_b	128/*fc*	64/*fc*	32/*fc*	16/*fc*
t_x	64/*fc*	32/*fc*	16/*fc*	8/*fc*
t_1	see t_1 of figure 2	see t_1 of figure Amd.2-2		

"

Page 7, subclause 8.2.1

Add the following text at the end of the subclause:

"The bit rate for the transmission after initialization and anticollision shall be one of the following:

— *fc*/128 (~106 kbit/s),

— *fc*/64 (~212 kbit/s),

— *fc*/32 (~424 kbit/s),

— *fc*/16 (~847 kbit/s)."

Page 7, subclause 8.2.4

Replace the last sentence of the subclause with the following:

"At the bit rate of *fc*/128 the subcarrier is modulated using OOK with the sequences defined in 8.2.5.1. At bit rates of *fc*/64, *fc*/32 and *fc*/16 the subcarrier is modulated using BPSK with the sequences defined in 8.2.5.2."

© ISO/IEC 2005 All rights reserved
Copyright International Organization for Standardization
Reproduced by IHS under license with ISO
No reproduction or networking permitted without license from IHS
Not for Resale

Page 7, subclause 8.2.5

Insert new subclause 8.2.5.1 with the following title and move all existing text of subclause 8.2.5 into this new subclause 8.2.5.1:

"**8.2.5.1 Bit representation and coding for a bit rate of *fc*/128**"

Page 7, subclause 8.2.5

Insert the following new subclause 8.2.5.2 after subclause 8.2.5.1:

"**8.2.5.2 Bit representation and coding for bit rates of *fc*/64, *fc*/32 and *fc*/16**

Bit coding shall be NRZ-L with the following definitions:

— logic "1": the carrier shall be modulated with the subcarrier for one bit duration,

— logic "0": the carrier shall be modulated with the inverted subcarrier for one bit duration,

— start of communication: burst of 32 subcarrier cycles (phase as logic "1") followed by inverted subcarrier for one bit duration (phase as logic "0"),

— end of communication: the carrier is not modulated with the subcarrier for one bit duration,

— no information: the carrier is not modulated with the subcarrier."

Page 8, subclause 9.1.1

Add the following text between the first and second sentences of the subclause:

"The bit rate for the transmission after initialization and anticollision shall be one of the following:

— *fc*/128 (~106 kbit/s),

— *fc*/64 (~212 kbit/s),

— *fc*/32 (~424 kbit/s),

— *fc*/16 (~847 kbit/s)."

--`,,```-`-`,,`,,`,`,,`---
© ISO/IEC 2005 – All rights reserved
Copyright International Organization for Standardization
Reproduced by IHS under license with ISO
No reproduction or networking permitted without license from IHS
Not for Resale

Page 8, subclause 9.1.2

Replace the table in figure 4 with the following table:

"

Table 3 — Parameters for Type B modulation waveform

Parameter	Bit rate			
	***fc*/128**	***fc*/64**	***fc*/32**	***fc*/16**
bit duration	~9,44 µs	~4,72 µs	~2,36 µs	~1,18 µs
$t_{f,\,max}$	2 µs	2 µs	1 µs	0,8 µs
$t_{r,\,max}$	2 µs	2 µs	1 µs	0,8 µs
y	0,1(*a*-*b*)	0,1(*a*-*b*)	0,1(*a*-*b*)	0,1(*a*-*b*)
$h_{f,\,max}$, $h_{r,\,max}$	0,1(*a*-*b*)	0,1(*a*-*b*)	0,1(*a*-*b*)	0,1(*a*-*b*)

"

Page 9, subclause 9.2.1

Add the following text at the end of the subclause:

"The bit rate for the transmission after initialization and anticollision shall be one of the following:

— *fc*/128 (~106 kbit/s),

— *fc*/64 (~212 kbit/s),

— *fc*/32 (~424 kbit/s),

— *fc*/16 (~847 kbit/s)."

Page 9, subclause 9.2.3

Replace the first paragraph of the subclause with the following:

"The frequency *fs* of the subcarrier shall be *fc*/16 (~847 kHz). Consequently, during initialization and anticollision, one bit period is equivalent to 8 periods of the subcarrier. After initialization and anticollision, the number of subcarrier periods is determined by the bit rate."

Page 9, subclause 9.2.4

Delete figure 5 and replace the text with the following:

"The subcarrier shall be BPSK modulated. Phase shifts shall only occur at nominal positions of rising or falling edges of the subcarrier."

Page 10, Clause 10

In the first sentence, replace "figure 6" with "figure 5"

In the figure title, replace "**Figure 6**" with "**Figure 5**".

© ISO/IEC 2005 All rights reserved
Copyright International Organization for Standardization
Reproduced by IHS under license with ISO
No reproduction or networking permitted without license from IHS
Not for Resale

ICS 35.240.15

Price based on 7 pages

--`,,,````-`-`,,`,,`,`,,`---

© ISO/IEC 2005 – All rights reserved

Copyright International Organization for Standardization
Reproduced by IHS under license with ISO
No reproduction or networking permitted without license from IHS

Not for Resale