DICOM

Part 12

Media Formats and Physical Media for Media Exchange



DICOM®
Digital Imaging and Communications in Medicine

Provided by IHS
No reproduction or networking permitted without license from IHS
Not for Resale

Provided by IHS
No reproduction or networking permitted without license from IHS
Not for Resale

Digital Imaging and Communications in Medicine (DICOM)

Part 12: Media Formats and Physical Media for Media Interchange

Published by

National Electrical Manufacturers Association
1300 N. 17th Street
Rosslyn, Virginia 22209 USA

© Copyright 2004 by the National Electrical Manufacturers Association. All rights including translation into other languages, reserved under the Universal Copyright Convention, the Berne Convention or the Protection of Literacy and Artistic Works, and the International and Pan American Copyright Conventions.

- Standard -

Provided by IHS
No reproduction or networking permitted without license from IHS
Not for Resale

NOTICE AND DISCLAIMER

The information in this publication was considered technically sound by the consensus of persons engaged in the development and approval of the document at the time it was developed. Consensus does not necessarily mean that there is unanimous agreement among every person participating in the development of this document.

NEMA standards and guideline publications, of which the document contained herein is one, are developed through a voluntary consensus standards development process. This process brings together volunteers and/or seeks out the views of persons who have an interest in the topic covered by this publication. While NEMA administers the process and establishes rules to promote fairness in the development of consensus, it does not write the document and it does not independently test, evaluate, or verify the accuracy or completeness of any information or the soundness of any judgments contained in its standards and guideline publications.

NEMA disclaims liability for any personal injury, property, or other damages of any nature whatsoever, whether special, indirect, consequential, or compensatory, directly or indirectly resulting from the publication, use of, application, or reliance on this document. NEMA disclaims and makes no guaranty or warranty, expressed or implied, as to the accuracy or completeness of any information published herein, and disclaims and makes no warranty that the information in this document will fulfill any of your particular purposes or needs. NEMA does not undertake to guarantee the performance of any individual manufacturer or seller's products or services by virtue of this standard or guide.

In publishing and making this document available, NEMA is not undertaking to render professional or other services for or on behalf of any person or entity, nor is NEMA undertaking to perform any duty owed by any person or entity to someone else. Anyone using this document should rely on his or her own independent judgment or, as appropriate, seek the advice of a competent professional in determining the exercise of reasonable care in any given circumstances. Information and other standards on the topic covered by this publication may be available from other sources, which the user may wish to consult for additional views or information not covered by this publication.

NEMA has no power, nor does it undertake to police or enforce compliance with the contents of this document. NEMA does not certify, test, or inspect products, designs, or installations for safety or health purposes. Any certification or other statement of compliance with any health or safety–related information in this document shall not be attributable to NEMA and is solely the responsibility of the certifier or maker of the statement.

--`,,`,`,,-`-`,,`,,`,`,,`---

Provided by IHS
No reproduction or networking permitted without license from IHS Not for Resale

CONTENTS

NOTICE AND DISCLAIMER 2
CONTENTS 3
FOREWORD 7
1 Scope and field of application 9
2 Normative references 9
3 Definitions 11
3.1 DICOM MEDIA STORAGE AND FILE FORMAT DEFINITIONS 11
3.2 PC FILE SYSTEM 11
4 Symbols and abbreviations 11
5 Conventions 12
6 Relationship to the DICOM media storage model 13
Annex A PC File System (Normative) 15
A.1 PC FILE SYSTEM MAPPING TO MEDIA FORMATS 15
A.1.1 File-set ID mapping 15
A.1.2 File ID Mapping 15
A.1.3 File management information 15
A.2 LOGICAL FORMAT 16
Annex B 1.44 MB diskette (Normative) 18
B.1 DICOM MAPPING TO MEDIA FORMATS 18
B.2 MEDIA FORMATS 18
B.2.1 Recording format 18
B.2.2 Logical format 18
B.3 PHYSICAL MEDIA 19
Annex C 90 mm 128mb magneto-optical disk (Normative) 20
C.1 DICOM MAPPING TO MEDIA FORMATS 20
C.2 MEDIA FORMATS 20
C.2.1 Recording format 20
C.2.2 Logical format 20
C.3 PHYSICAL MEDIA 20
Annex D 130 mm 650MB magneto-optical disk (Normative) 21
D.1 DICOM MAPPING TO MEDIA FORMATS 21
D.2 MEDIA FORMATS 21
D.2.1 Recording format 21
D.2.2 Logical format 21
D.3 PHYSICAL MEDIA 21
Annex E 130 mm 1.2GB magneto-optical disk (Normative) 22
E.1 DICOM MAPPING TO MEDIA FORMATS 22
E.2 MEDIA FORMATS 22
E.2.1 Recording format 22
E.2.2 Logical format 22

Provided by IHS
No reproduction or networking permitted without license from IHS
Not for Resale

E.3 PHYSICAL MEDIA 22
Annex F 120mm CD-R Medium (Normative) 23
F.1 DICOM MAPPING TO MEDIA FORMAT 23
F.1.1 ....DICOM file-set 23
F.1.2 ....DICOM file ID mapping 23
F.1.2.1 ....FILE ID 23
F.1.2.2 ....DICOMDIR FILE 24
F.1.3 ....DICOM file management information 24
F.2 MEDIA FORMATS 24
F.2.1 ....Physical format 24
F.2.1.1 ....SECTOR FORMAT 24
F.2.1.2 ....MULTI-SESSION FORMAT 24
F.2.2 ....Logical format 25
F.2.2.1 ....SYSTEM IDENTIFIER FIELD 25
F.2.2.2 ....SYSTEM AND VOLUME DESCRIPTOR AREA 25
F.3 PHYSICAL MEDIA 25
Annex G (Normative) 90 mm 230MB Magneto-Optical Disk 26
G.1 DICOM MAPPING TO MEDIA FORMATS 26
G.2 MEDIA FORMATS 26
G.2.1 ...Recording Format 26
G.2.2 ...Logical Format 26
G.3 PHYSICAL MEDIA 26
Annex H (Normative) 90 mm 540MB Magneto-Optical Disk 27
H.1 DICOM MAPPING TO MEDIA FORMATS 27
H.2 MEDIA FORMATS 27
H.2.1....Recording Format 27
H.2.2....Logical Format 27
H.3 PHYSICAL MEDIA 27
Annex I (Normative) 130 mm 2.3GB Magneto-Optical Disk 28
I.1 DICOM MAPPING TO MEDIA FORMATS 28
I.2 MEDIA FORMATS 28
I.2.1 .....Recording Format 28
I.2.2 .....Logical Format 28
I.3 PHYSICAL MEDIA 28
Annex J UDF on 120 mm DVD-RAM Medium (Normative) 29
J.1 DICOM MAPPING TO MEDIA FORMAT 29
J.1.1 ....Media Character Set 29
J.1.2 ....DICOM File-set 29
J.1.3 ....DICOM File ID Mapping 30
J.1.3.1 ....File ID 30
J.1.3.2 ....DICOMDIR File 30
J.1.4 ....DICOM File Management Information 30
J.2 FILESYSTEM 30
J.2.1 ....UDF File system 30
J.2.1.1 ....Interchange Levels 30
J.2.1.2 ....Virtual Partition Map and Allocation Tables 31
J.2.1.3 ....Sparable Partition Maps and Sparing Tables 31
J.2.1.4 ....System Dependent Requirements 31
J.2.1.5 ....Permissions and File Characteristics 31

--`,,`,`,-`-`,,`,,`,`,,`---

Provided by IHS
No reproduction or networking permitted without license from IHS Not for Resale

J.2.1.6 ....File Types 31
J.3 MEDIA FORMATS 31
J.3.1 ....DVD-RAM 31
J.3.1.1 ....DVD- RAM Physical Format 31
J.3.1.1.1 DVD- RAM Sector Format 32
J.3.1.2 ....DVD- RAM Logical Format 32
J.3.1.3 ....DVD- RAM Physical Media 32
ANNEX K (Normative) DICOM MIME media 33
K.1 DICOM MAPPING TO MIME FORMATS 33
K.1.1 DICOM File set 33
K.1.2 DICOM file 33
K.1.2.1 DICOMDIR 33
K.3 LOGICAL FORMAT 33
ANNEX L (Informative) RFC 3240 – Digital Imaging and Communications in Medicine (DICOM) – Application/dicom MIME Sub-type Registration 34
L.2 EXAMPLE 1: SIMPLE DICOM FILE MIME MESSAGE (INFORMATIVE) 38
L.2 EXAMPLE 2: DICOM FILE SET MIME MESSAGE (INFORMATIVE) 39
Annex M (Normative) 130 mm 4.1GB Magneto-Optical Disk 42
M.1 DICOM MAPPING TO MEDIA FORMATS 42
M.2 MEDIA FORMATS 42
M.2.1 ...Recording Format 42
M.2.2 ...Logical Format 42
M.3 PHYSICAL MEDIA 42
Annex N (Normative) 640 MB Magneto-Optical Disk 43
N.1 DICOM MAPPING TO MEDIA FORMATS 43
N.2 MEDIA FORMATS 43
N.2.1 Recording Format 43
N.2.2 Logical Format 43
N.3 PHYSICAL MEDIA 43
Annex O (Normative) 1.3 GB Magneto-Optical Disk 44
O.1 DICOM MAPPING TO MEDIA FORMATS 44
O.2 MEDIA FORMATS 44
O.2.1 Recording Format 44
O.2.2 Logical Format 44
O.3 PHYSICAL MEDIA 44
Annex P 120 mm DVD Medium (Normative) 45
P.1 DICOM MAPPING TO MEDIA FORMAT 45
P.1.1....Media Character Set 45
P.1.2....DICOM File-set 45
P.1.3....DICOM File ID Mapping 46
P.1.3.1 ...File ID 46
P.1.3.2....DICOMDIR File 46
P.1.4....DICOM File Management Information 46
P.2 FILESYSTEM 46
P.2.1....UDF File system 46
P.2.1.1 ....Interchange Levels 47
P.2.1.2 ....Virtual Partition Map and Allocation Tables 47
P.2.1.3 ....Sparable Partition Maps and Sparing Tables 47

--`,,`,`,-`-`,,`,,`,`,,`---

Provided by IHS
No reproduction or networking permitted without license from IHS Not for Resale

P.2.1.4 ....System Dependent Requirements 47
P.2.1.5 ....Permissions and File Characteristics 47
P.2.1.6 ....File Types 48
P.2.2....ISO 9660 File system 48
P.2.2.1 ....Extended Attributes, Permissions and File Characteristics 48
P.3 MEDIA FORMATS 48
P.3.1....DVD 48
P.3.1.1 ....DVD Physical Format 48
P.3.1.1.1 DVD Sector Format 48
P.3.1.2 DVD Logical Format 49
P.3.1.3 ....DVD Physical Media 49
Annex Q (Normative) 90 mm 2.3 GB Magneto-Optical Disk 50
Q.1 DICOM MAPPING TO MEDIA FORMATS 50
Q.2 MEDIA FORMATS 50
Q.2.1 ...Recording Format 50
Q.2.2 ...Logical Format 50
Q.3 PHYSICAL MEDIA 50
Annex R – USB Connected Removable Devices 51
R.1 DICOM MAPPING TO MEDIA FORMATS 51
R.1.1....File System 51
R.2 MEDIA FORMATS 51
R.2.1....Partitioning 51
R.3 PHYSICAL MEDIA INTERFACE 51
Annex S – Compact Flash Removable Devices 52
S.1 DICOM MAPPING TO MEDIA FORMATS 52
S.1.1....File System 52
S.2 MEDIA FORMATS 52
S.2.1....Partitioning 52
S.3.....Physical Media interface 52
Annex T – MultiMedia Card Removable Devices 53
T.1 DICOM MAPPING TO MEDIA FORMATS 53
T.1.1 ....File System 53
T.2 MEDIA FORMATS 53
T.2.1 ....Partitioning 53
T.3.....Physical Media interface 53
Annex U – Secure Digital Card Removable Devices 54
U.1 DICOM MAPPING TO MEDIA FORMATS 54
U.1.1....File System 54
U.2 MEDIA FORMATS 54
U.2.1....Partitioning 54
U.3 .....Physical Media interface 54

--`,,`,`,-`-`,,`,,`,`,,`---

Provided by IHS
No reproduction or networking permitted without license from IHS Not for Resale

FOREWORD

The American College of Radiology (ACR), American College of Cardiology (ACC) and the National Electrical Manufacturers Association (NEMA) formed a joint committee to develop a standard for Digital Imaging and Communications in Medicine (DICOM). This DICOM Standard was developed according to NEMA procedures.

This standard is developed in liaison with other standardization organizations including CEN TC251 in Europe and JIRA/IS&C in Japan, with review also by other organizations including IEEE, ASTM, HL7 and ANSI in the USA.

The DICOM Standard is structured as a multi-part document using the guidelines established in the following document:

- ISO/IEC Directives, 1989 Part 3 : Drafting and Presentation of International Standards

This document is one part of the DICOM Standard which consists of the following parts:

PS 3.1: Introduction and Overview

PS 3.2: Conformance

PS 3.3: Information Object Definitions

PS 3.4: Service Class Specifications

PS 3.5: Data Structures and Encoding

PS 3.6: Data Dictionary

PS 3.7: Message Exchange

PS 3.8: Network Communication Support for Message Exchange

PS 3.9: Retired

PS 3.10: Media Storage and File Format for Media Interchange

PS 3.11: Media Storage Application Profiles

PS 3.12: Media Formats and Physical Media for Media Interchange

PS 3.13: Retired

PS 3.14: Grayscale Standard Display Function

PS 3.15: Security and System Management Profiles

PS 3.16: Content Mapping Resource

PS 3.17: Explanatory Information

PS 3.18: Web Access to DICOM Persistent Objects (WADO)

These parts are related but independent documents. Their development level and approval status may differ. Additional parts may be added to this multi-part standard. PS 3.1 should be used as the base reference for the current parts of this standard.

--`,,`,`,,-`-`,,`,,`,`,,`---

Provided by IHS
No reproduction or networking permitted without license from IHS Not for Resale

--`,,`,`,`,`-`-`,,`,,`,`,,`---

Provided by IHS
No reproduction or networking permitted without license from IHS

Not for Resale

1 Scope and field of application

This part of the DICOM Standard facilitates the interchange of information between digital imaging computer systems in medical environments. This interchange will enhance diagnostic imaging and potentially other clinical applications. The multi-part DICOM Standard defines the services and data that shall be supplied to achieve this interchange of information.

This Part specifies:

a) A structure for describing the relationship between the Media Storage Model (see PS 3.10) and a specific physical media and media format

b) Specific physical media characteristics and associated media formats

2 Normative references

The following standards contain provisions that, through references in this text, constitute provisions of this standard. At the time of publication, the editions indicated were valid. All standards are subject to revision, and parties to agreements based on this standard are encouraged to investigate the possibilities of applying the most recent editions of the standards indicated below.

ISO/IEC 10090 Continuous Composite Format and Cartridge Standard

ISO/IEC 10089 Continuous Composite Format and Cartridge Standard

ECMA-184 and ISO/IEC 13549 Continuous Composite Format and Cartridge Standard

ECMA-201 and ISO/IEC 13963:1995 Data Interchange on 90mm Optical Disk Cartridges - Capacity 230 MB Per Cartridge.

ISO/IEC DIS 14517 Data Interchange on 130mm Optical Disk Cartridges - Capacity 2.6GB Per Cartridge.

ISO/IEC DIS 15041 Data Interchange on 90mm Optical Disk Cartridges - Capacity 640 MB Per Cartridge

ANSI X3.171 - One and Two Sided High Density, Unformatted, 90 mm (3.5 in), 5.3 tpmm (135 tpi), Flexible Disk Cartridge for 15916 bpr Use

ISO 9660: 1988 (E) Information processing - Volume and file structure of CD ROM for information interchange

ISO/IEC 10149 Information technology - Data interchange on read-only optical discs (CD-ROM), 1989

Part II: CD-WO version 2.0 in Orange Book

Note: This reference will be replaced by the corresponding ISO reference when available.

System Description CD-ROM XA (eXtended Architecture) Specification

Note: This reference will be replaced by the corresponding ISO reference when available.

Microsoft MS-DOS Programmer's Reference Version 6.0, Microsoft Press, Redmond WA, 1993. ISBN 1-55615-546-8.

--`,,`,,`-`-`,,`,,`,`,,`---

Provided by IHS
No reproduction or networking permitted without license from IHS Not for Resale

OSTA Universal Disk Format Specification (UDF) Version 1.5. February 4, 1997.

ISO/IEC 13346:1995 - Volume and file structure of write-once and rewritable media using non-sequential recording for information interchange.

ECMA 167 3rd Edition June 1997 - Volume and file structure of write-once and rewritable media using non-sequential recording for information interchange.

Unicode Standard, Version 2.0 (ISBN 0-201-48345-9) Addison-Wesley.

DVD Forum. DVD Specifications for Rewritable Disc (DVD-RAM 4.7GB): Part 1 - Physical Specifications Version 2.0.

Note: This reference will be replaced by the corresponding ISO or ECMA reference when available.

DVD Forum. DVD Specifications for Rewritable Disc (DVD-RAM 4.7GB): Part 2 – File System Specifications Version 2.0.

Note: This reference will be replaced by the corresponding ISO or ECMA reference when available.

DVD Forum. DVD Specifications for Recordable Disc (DVD-R for General): Part 1 - Physical Specifications Version 2.0.

DVD Forum. DVD Specifications for Recordable Disc (DVD-R for General): Part 2 – File System Specifications Version 2.0.

DVD Forum. DVD Specifications for Recordable Disc (DVD-R for Authoring): Part 1 - Physical Specifications Version 2.0.

DVD Forum. DVD Specifications for Recordable Disc (DVD-R for Authoring): Part 2 – File System Specifications Version 2.0.

DVD Forum. DVD Specifications for Read-Only Disc (DVD-ROM): Part 1 - Physical Specifications Version 1.13.

DVD Forum. DVD Specifications for Read-Only Disc (DVD-ROM): Part 2 – File System Specifications Version 1.13.

DVD Forum. DVD Specifications for Re-Recordable (DVD-RW): Part 1 - Physical Specifications Version 1.1.

DVD Forum. DVD Specifications for Re-Recordable Disc (DVD-RW): Part 2 – File System Specifications Version 1.0.

DVD+ Alliance. DVD+RW Physical Specifications, Version 1.1, September 2001.

DVD+ Alliance. DVD+RW Defect Management & Physical Formatting Specification, Version 1.0, December 2001.

DVD+ Alliance. DVD+R Physical Specifications, Version 1.1, August 2002.

Note: These references will be replaced by the corresponding ISO or ECMA reference when available.

RFC 3240, Digital Imaging and Communications in Medicine (DICOM) - Application/dicom MIME Sub-type Registration

ISO/IEC IS 15286:1999 Data Interchange on 130mm Optical Disk Cartridges - Capacity 5.2GB Per Cartridge.

GIGAMO 2.3GB 90mm Magneto-optical Disk System, Cherry Book2 version 1.0

Universal Serial Bus Specification Revision 2.0 USB Implementors Forum

Universal Serial Bus, Mass Storage Class, Specification Overview USB Implementors Forum

--`,,`,`,,-`-`,,`,,`,`,,`---

Provided by IHS
No reproduction or networking permitted without license from IHS Not for Resale

CF+ and CompactFlash Specification, Revision 1.4 or later	CompactFlash Association
MMCA System Specification version 3.3.1	MultiMedia Card Association
SD Card specification version 1.0	CD Card Association

3 Definitions

For the purposes of this standard, the following definitions apply.

3.1 DICOM MEDIA STORAGE AND FILE FORMAT DEFINITIONS

This Part of the Standard makes use of the following terms defined in NEMA PS 3.10 of the DICOM Standard.

a) Application Profile

b) DICOM File Service

c) DICOM File

d) DICOMDIR File

e) File

f) File ID

g) File-set

3.2 PC FILE SYSTEM

A PC file system is commonly used for storing and exchanging files on removable media. This file system is available as either standard or optional software for most models of personal computers. It is available as standard or optional software for most models of workstations. A public domain implementation of this file system, known as "mtools," was developed by the U.S. Army and is available from various public servers on the Internet.

4 Symbols and abbreviations

The following symbols and abbreviations are used in this part of the standard.

ACR	American College of Radiology
ANSI	American National Standards Institute
ASTM	American Society for Testing and Materials
CD	Compact Disk
CD-R	Compact Disc – Recordable
CD-ROM	Compact Disk - Read Only

--`,,`,`,,`-`-`,,`,,`,`,,`---

Provided by IHS
No reproduction or networking permitted without license from IHS Not for Resale

CD-RW Compact Disk - Rewritable

CD-WO Compact Disc – Write Once

CEN Comite Europeen de Normalisation

CF Compact Flash card

DICOM Digital Imaging and Communications in Medicine

DIS Draft International Standard

DVD A trademark of the DVD Forum that is not an abbreviation

DVD-R DVD Recordable

DVD-RAM DVD-Random Access

DVD-ROM DVD Read-Only Memory

DVD-RW DVD Rewritable

DVD+R DVD Plus Recordable

DVD+RW DVD Plus Rewritable

ECMA European Computer Manufacturers Association

HL7 Health Level 7

IEC International Electrotechnical Commission

IEEE Institute of Electrical and Electronics Engineers

ISO International Standards Organization

IS&C Image Save and Carry

JIRA Japan Industries Association of Radiation Apparatus

MMC Multimedia Card

NEMA National Electrical Manufacturers Association

OSTA Optical Storage Technology Association

SD Secure Digital card

UDF Universal Disk Format

UID Unique Identifier

USB Universal Serial Bus

5 Conventions

Words are capitalized in this document to help the reader understand that these words have been previously defined in Section 3 of this document and are to be interpreted with that meaning.

Provided by IHS
No reproduction or networking permitted without license from IHS Not for Resale

6 Relationship to the DICOM media storage model

PS 3.10 defines various media storage concepts. The implementation of these generic concepts on a specific medium and file system is defined in an annex. For each physical medium and file system a mapping is described between these media storage concepts and the specific physical media and file system facilities:

a) File-set ID - The method for providing a File-set ID

b) File ID - The method for mapping a DICOM File ID into a specific file system

c) File creation/update date and time - The specific file system mechanisms used to provide this information

d) File-set location

Processing of DICOM removable media requires that the DICOMDIR be in a known location. Most file systems provide a hierarchical directory structure with a root directory for an entire medium or medium partition. The annex defines where the DICOMDIR(s) are located. When only one File-set is permitted on one medium, the DICOMDIR shall be in the root directory of that medium. When multiple File-sets are permitted on a single medium, the annex will describe how File-sets are found and identified. When a File-set is permitted to span multiple pieces of physical media, the appropriate annex will describe how this is managed.

Figure 6-1 illustrates the structure of a DICOM removable medium that supports a single DICOM File-set per medium partition. Figure 6-2 illustrates the structure of a DICOM medium that supports multiple File-sets per partition. DICOM File-sets shall not intersect when media permit multiple File-sets.

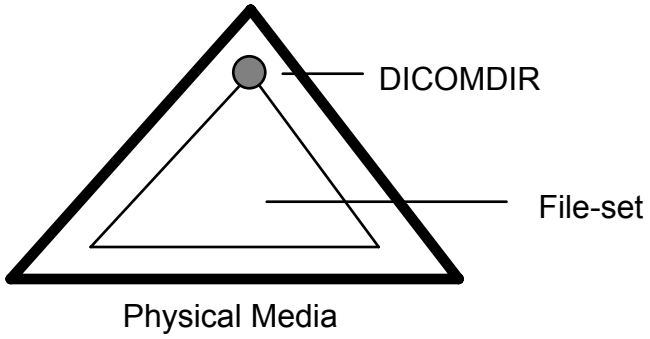

Figure 6-1
MEDIA SUPPORTING A SINGLE FILE-SET

Provided by IHS
No reproduction or networking permitted without license from IHS
Not for Resale

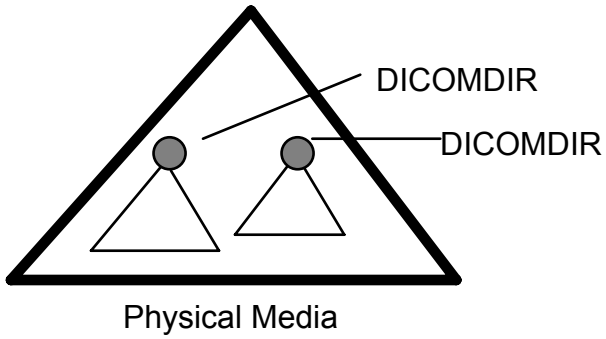

Figure 6-2
MEDIA SUPPORTING MULTIPLE FILE-SETS

Media and file systems that do not utilize the directory concept will specify the equivalent usage in these annexes that describe these media.

Note: Many applications will need to automatically create many image files and assign them unique File IDs. Maintaining File ID uniqueness without sacrificing performance will require some care. The approach of taking a basic name part, e.g. "IMAGE," and appending sequence numbers, e.g. "IMAGE001, IMAGE002, ..." can easily result in delays finding the next available File ID.

Some approaches that can rapidly generate unique File IDs include:

a) Generating a unique subdirectory per sequence, then using increasing file numbering within the subdirectory

b) Using a random number generator and seed, then using a prime hash function with probes to find unused filenames. An eight character File ID component permits a large prime value for the hash

c) Using the current time (in seconds, milliseconds) as a pseudo-random number to generate one of the File ID components, and resolving collisions with sequential or prime hash probes

All of these approaches result in File IDs that are of limited semantic content. The semantic information that describes file contents is in the DICOMDIR and the file contents to which it points.

Provided by IHS
No reproduction or networking permitted without license from IHS
Not for Resale

Annex A PC File System (Normative)

A.1 PC FILE SYSTEM MAPPING TO MEDIA FORMATS

Several of the removable media utilize the PC file system. For any media that use the PC file system, the following rules apply, except as overridden in the applicable annex.

A.1.1 File-set ID mapping

The PC File System mapping does not provide a File-set ID.

Note: On systems that permit user access to the media volume label, the volume label can be used to provide a File-set ID. Not all operating systems permit routine user access to this information.

A.1.2 File ID Mapping

The PC File System provides a hierarchical structure for directories and files within directories. Each structure has a root directory that may contain references to both files and subdirectories. Subdirectories may contain references to both files and other subdirectories. The nomenclature for referring to files and directories in the PC File System is:

a) \ – For the root directory

b) \filename – For a file in the root directory

c) \subdir\filename – For a file in the subdirectory subdir

The PC File System name corresponding to a File ID shall be the DICOM File ID prefixed with the character "\", with the "\" character separating File ID components.

Note: Example File ID mappings

File ID	PC File system name
DICOMDIR	\DICOMDIR
FILENAME	\FILENAME
SUBDIR\FILENAME	\SUBDIR\FILENAME

The DICOMDIR file shall be in the root directory for media that do not support multiple file-sets on a single medium. DICOMDIR location is described for the multiple file-set situation in the annex for such media.

Note: It is recommended but not required that the File-set Descriptor File ID (0004,1141) be "README" (see PS 3.10).

A.1.3 File management information

The PC File System provides the following information for each file:

Provided by IHS
No reproduction or networking permitted without license from IHS
Not for Resale

Table A.1-1
PC FILE SYSTEM FILE INFORMATION

Filename	1 to 8 characters
Extension	0 to 3 characters
Time	Time of last modification (or creation)
Date	Date of last modification (or creation)
Size	Size of file (in bytes)

The PC File System Filename shall correspond to a DICOM File ID Component. The PC File System Extension for a DICOM file shall not contain any characters. The PC File System date and time shall be used to provide the DICOM facilities for examining the modification or creation date and time. Unused characters in Filename and Extension (see Table A.1-1) should be filled with null characters.

Notes: 1. The PC File System does not specify or control the time base used for date and time. Coordination of reference time zones is outside the scope of this standard.

2. The typical written form of a filename is filename.extension (e.g. "FILE.EXT"). The period between filename and extension is a convention used in most programs for entering and displaying the filename and extension. The period is not actually recorded on disk and is not permitted as part of a filename. A file with no extension is recorded as a file with zero extension characters (i.e. all null filled) although it is often written and displayed without the period.

The PC File system does not provide ownership or access control facilities. Write protection is addressed in the relevant physical media specific annex. Protection mechanisms are not available for the generic PC File System.

A.2 LOGICAL FORMAT

The PC File System requires that the media be organized into sectors. The media specific value for bytes/sector and the mechanism for doing this is in each media annex.

The PC File System shall be organized as an "mtools" unpartitioned file system (see Note), using either 12-bit or 16-bit File Allocation Table (FAT). The layout of the boot sector shall be as shown in Table A.2-1. The FAT and related file structures are compatible with the DOS 4.0 and later file systems, and are described in detail in the Microsoft MS-DOS Programmer's Reference. Two byte integers shall be encoded in little endian.

Note: A PC File system may be either unpartitioned or partitioned. Traditionally, removable media such as floppy disks have been formatted as unpartitioned, and fixed media like hard disks have been formatted with a different form of Master Boot Record that specifies several partitions, each of which has the format of a complete unpartitioned system. When forms of removable media with larger capacity were introduced, some driver vendors chose to format them as unpartitioned, and others as partitioned. In order to facilitate interoperability with existing implementations this Part of the DICOM standard currently specifies one format, the unpartitioned format. Some implementations of the PC DOS filesystem may experience difficulty reading or writing to large capacity unpartitioned removable media, and require special drivers.

The boot sector, sector 0 of track 0, shall be formatted as follows:

Provided by IHS
No reproduction or networking permitted without license from IHS
Not for Resale

Table A.2-1
BOOT SECTOR

Byte(s)	Value	Description
00 - 02	varies	Jump instruction to loader (NOPs) (see note 1)
03 - 10	“dddddddd”	The formatting DOS(vendor specific) (see note 2)
11 -12	see note 5	bytes/sector
13	see note 5	sectors/cluster
14 - 15	0001H	1 sector in boot record
16	02H	2 File Allocation Tables (FAT) (see note 3)
17 - 18	200H	512 root directory entries
19 - 20	0000H	Flag for more than 65536 sector/disk. Use offset 32 value
21	see note 5	Flag for disk type; F0H if not otherwise specified
22 -23	varies	sectors/FAT
24 - 25	see note 6	sectors/track
26 - 27	see note 6	side (head) per disk
28 - 31	00000000	0 reserved or hidden sectors
32 - 35	varies	Total sector/disk. Varies from disk to disk
36 - 37	0000	Physical Drive number = 0
38	29H	Extended boot record signature = 41
39 - 42	undefined	Volume serial number. (see note 4)
43 - 53	varies	The volume ID (vendor specific)
54 - 61	varies	The file system label
62 - 509	varies	Don't care. Any contents acceptable
510	55H	Signature flag - first byte
511	AAH	Signature flag - second byte

Notes: 1. These three bytes should either be EBH,00H,90H (indicating a relative jump) or 909090H indicating NOPs. The bytes are for booting off the optical drive which DICOM does not standardize. Some programs use them to validate the disk. The use of EB0090H is known to be more commonly used and is the recommended choice. Readers of DICOM disks that use the PC File System should ignore this field.

2. While eight characters appear to be valid in this field, the use of “MSDOS4.0” is known to be the preferred choice for this string. Some systems, upon finding this field not set to “MSDOS4.0” will ignore the sectors/FAT field and use their own calculation. This may cause an error due to the calculation resulting in a different value than the sectors/FAT field. (MS-DOS is a trademark of Microsoft)

3. Two FATs are recommended. One FAT could also be used but again may cause some incompatibility.

4. The serial number may be any four bytes. A random or sequential number is preferred but is not required.

5. These values are specified in the annex for each particular type of media.

6. These values are nominally specified in the Annex for each particular type of media, but vary considerably between implementations, and should not affect interoperability.

Provided by IHS
No reproduction or networking permitted without license from IHS
Not for Resale

Annex B 1.44 MB diskette (Normative)

B.1 DICOM MAPPING TO MEDIA FORMATS

Only one DICOM File-set shall be stored onto a single diskette.

B.2 MEDIA FORMATS

The media format comprises two distinct components:

a) The Recording format, which addresses magnetic recording, track definition, sector headers, etc.

b) The Logical format, which addresses the organization of the data portion of sectors to support the semantics of a file system.

B.2.1 Recording format

The magnetic recording format for the 1.44MB diskette shall comply with the recording definitions of ANSI X3.171 using the following parameters:

Table B.2-1
RECORDING FORMAT PARAMETERS

Parameter	Value
Sector Size	512 bytes
Tracks on floppy disk	80
Sectors per track	18
Sides	2

These parameters correspond to the commonly used 512-byte sector configuration for diskettes.

B.2.2 Logical format

The Logical format selected for the 3.5 inch floppy diskette is the PC File System (Annex A).

The boot sector defined in Annex A shall have the following values.

Table B.2-2
BOOT SECTOR PARAMETER VALUES FOR 1.44 MB DISKETTE

Byte(s)	Value	Description
11 – 12	0200H	512 bytes/sector
13	2	sectors / cluster
21	F0H	Flag for disk type
24 - 25	0012H	18 sectors/track
26 - 27	0002H	2 sides

--`,,`,`,,`-`-`,,`,,`,`,,`---

Provided by IHS
No reproduction or networking permitted without license from IHS Not for Resale

B.3 PHYSICAL MEDIA

The physical media and recording format shall be as defined in ANSI X3.171. The specific mechanisms and interfaces used to read and write these media are outside the scope of this standard. Any mechanism that maintains the physical and logical formatting specified in this annex is appropriate.

Note: This format is commonly known as the 1.44MB floppy diskette or the 3-1/2 inch MF DS/HD floppy disk. These diskettes are available for most personal computers and workstations.

--`,,`,`,,-`-`,,`,,`,`,,`---

Provided by IHS
No reproduction or networking permitted without license from IHS Not for Resale

Annex C 90 mm 128mb magneto-optical disk (Normative)

C.1 DICOM MAPPING TO MEDIA FORMATS

Only one DICOM File-set shall be stored onto a single 90 mm disk.

C.2 MEDIA FORMATS

The media format comprises two distinct components:

a) The Recording format, which addresses magnetic recording, track definition, sector headers, etc.

b) The Logical format, which addresses the organization of the data portion of sectors to support semantics of the file system.

C.2.1 Recording format

The low level formatting shall be done using the ISO/IEC 10090 Format A. The Secondary Defect Management Table shall be used.

C.2.2 Logical format

The Logical format for the 90 mm 128MB disk shall be the PC File System (see Annex A).

The boot sector defined in Annex A shall have the following values.

Table C.2-1
BOOT PARAMETER VALUES FOR 90mm 128MB MAGNETO-OPTICAL DISK

Byte(s)	Value	Description
11 – 12	0200H	512 bytes/sector
13	08H, 10H, 20H, 40H or 80H	Sectors / cluster, either 8, 16,32,64 or 128.
21	F8H	Flag for disk type F8H = Hard Disk
24 - 25	0019H (Nominal)	Nominally 25 sectors/track, but may vary, and any value should not affect interoperability.
26 - 27	0001H (Nominal)	Nominally 1 head, but may vary, and any value should not affect interoperability.

Note: When formatted the total formatted capacity of the disk is approximately 125MB.

C.3 PHYSICAL MEDIA

The physical media shall be the 90 mm Magneto-Optical Rewritable disk with 512 bytes per sector. It shall be compatible with the standards defined in ISO/IEC 10090 Continuous Composite Format and Cartridge Standard.

--`,,`,`,-`-`,,`,,`,`,,`---

Provided by IHS
No reproduction or networking permitted without license from IHS Not for Resale

Annex D 130 mm 650MB magneto-optical disk (Normative)

D.1 DICOM MAPPING TO MEDIA FORMATS

Only one DICOM File-set shall be stored onto each side of a single 130 mm disk.

D.2 MEDIA FORMATS

The media format comprises two distinct components:

a) The Recording format, which addresses magnetic recording, track definition, sector headers, etc.

b) The Logical format, which addresses the organization of the data portion of sectors to support semantics of the file system.

D.2.1 Recording format

The low level formatting shall be done using the ISO/IEC 10089-2A. The Secondary Defect Management Table shall be used.

D.2.2 Logical format

The Logical Format for the 130 mm 650MB disk shall be the PC File System (see Annex A).

The boot sector defined in Annex A shall have the following values.

Table D.2-1
BOOT PARAMETER VALUES FOR 130mm 650MB MAGNETO-OPTICAL DISK

Byte(s)	Value	Description
11 – 12	0200H	512 bytes/sector
13	10H, 20H, 40H or 80H	Sectors / cluster, either 16, 32, 64 or 128. See Note 1.
21	F8H	Flag for disk type F8H = Hard Disk
24 - 25	001FH (Nominal)	Nominally 31 sectors/track, but may vary, and any value should not affect interoperability.
26 - 27	0001H (Nominal)	Nominally 1 head , but may vary, and any value should not affect interoperability.

Note: 1. Lower values would not utilize all the disk sectors on a side.
2. When formatted the total formatted capacity of one side of the disk is approximately 300MB.

D.3 PHYSICAL MEDIA

The physical media shall be the 130 mm 650 MB magneto-optical rewritable disk with 512 bytes per sector. It shall be compatible with the standards defined in ISO/IEC 10089 Continuous Composite Format and Cartridge Standard.

--`,,`,`,-`-`,,`,,`,`,,`---

Provided by IHS
No reproduction or networking permitted without license from IHS Not for Resale

Annex E 130 mm 1.2GB magneto-optical disk (Normative)

E.1 DICOM MAPPING TO MEDIA FORMATS

Only one DICOM File-set shall be stored onto each side of a single 130 mm disk.

E.2 MEDIA FORMATS

The media format comprises two distinct components:

a) The Recording format, which addresses magnetic recording, track definition, sector headers, etc.

b) The Logical format, which addresses the organization of the data portion of sectors to support semantics of the file system.

E.2.1 Recording format

The low level formatting shall be done using the ECMA-184 and ISO/IEC 13549 standards. The Secondary Defect Management Table shall be used.

E.2.2 Logical format

The logical format for the 130 mm 1.2GB disk shall be the PC File System (Annex A). The boot sector defined in Annex A shall have the following values.

Table E.2-1
BOOT PARAMETERS FOR 130mm 1.2GB MAGNETO-OPTICAL DISK

Byte(s)	Value	Description
11 – 12	0200H	512 bytes/sector
13	20H, 40H or 80H	Sectors / cluster, either 32, 64 or 128. See Note 1.
21	F8H	Flag for disk type F8H = Hard Disk
24 - 25	001FH (Nominal)	Nominally 31 sectors/track, but may vary, and any value should not affect interoperability.
26 - 27	0001H (Nominal)	Nominally 1 head , but may vary, and any value should not affect interoperability.

Note: 1. Lower values would not utilize all the disk sectors on a side.

2. When formatted the total formatted capacity of one side of the disk is approximately 600MB.

E.3 PHYSICAL MEDIA

The physical media shall be the 130 mm 1.2GB magneto-optical rewritable disk with 512 bytes per sector. It shall be compatible with the standards defined in the ECMA-184 and ISO/IEC 13549 Continuous Composite Format and Cartridge Standard.

--`,,`,`,-`-`,,`,,`,`,,`---

Provided by IHS
No reproduction or networking permitted without license from IHS Not for Resale

Annex F 120mm CD-R Medium (Normative)

The terms "CD-R" and "CD-WO" refer to the same medium and are used interchangeably. Originally this medium was designated CD-WO, but the most common vernacular today is CD-R. There are mixed references in this annex to accommodate the common CD-R usage unless a specific reference to CD-WO is required to reflect the historical documents accurately. The term "CD-ROM," when used in reference to a disc, is a disc fabricated with all the digital data already on it. "CD-R" media is a fabricated blank, with the ability to have digital data written to it. The term "CD-ROM" is also used to refer to a CD reader, e.g., "CD-ROM drive." A CD-ROM drive can read either CD-R discs or CD-ROM discs.

Note: Capitalization in this annex is inconsistent with other DICOM standards in order to be consistent with historical usage for terms.

F.1 DICOM MAPPING TO MEDIA FORMAT

Only one File-set shall be stored onto a single CD-R.

F.1.1 DICOM file-set

The ISO 9660 Standard provides a Volume Identifier in byte position 41 to 72 of the Primary Volume Descriptor. A DICOM File-Set is defined to be one volume, and the File-Set ID shall be placed in the Volume Identifier, starting with byte position 41. Extra bytes within the Volume Identifier shall be spaces (20H).

The Volume Identifier for a File-Set ID consisting of zero characters shall consist of all spaces (20H).

Notes: 1. The character set for File IDs and File-set IDs (see PS 3.10) is a subset of the ISO 9660 character set, therefore no further restrictions need to be imposed.

2. Multiple ISO 9660 File-Sets on a single volume are achievable, but this profile does not support multiple file-sets.

F.1.2 DICOM file ID mapping

The ISO 9660 standard provides a hierarchical structure for directories and files within directories. Each volume has a root directory that may contain references to both files and subdirectories. Subdirectories may contain reference to both files and other subdirectories.

F.1.2.1 FILE ID

A volume may have at most 8 levels of directories, where the root directory is defined as level 1. The nomenclature for referring to a file in the ISO 9660 standard is dependent upon the receiving system. For the purposes of this document, the following notation will be used:

a) / – For the root directory

b) /FILENAME.;1 – For a file in the root directory

c) /SUBDIR – For a subdirectory in the root directory

d) /SUBDIR/FILENAME.;1 – For a file in the subdirectory

Given a File ID consisting of N components, referred to as Comp1 through CompN, then the corresponding ISO 9660 file shall be named /Comp1/.../CompN.;1

Provided by IHS
No reproduction or networking permitted without license from IHS Not for Resale

The ISO 9660 File Name Extension shall not be used.

The ISO 9660 standard requires the two separators "." and ";" to demarcate a "File Name Extension" and a "Version Number". To remain compatible with the ISO standard, the version number shall be 1.

Notes: 1. The above specified file ID mapping corresponds to ISO 9660 Level 1 compliance. This ensures the greatest level of compatibility across receiving systems.

2. The following is an example of the DICOM to ISO 9660 file mapping:

DICOM File ID	ISO 9660 File Name
DICOMDIR	/DICOMDIR.;1
SUBDIRA\IMAGE1	/SUBDIRA/IMAGE1.;1

F.1.2.2 DICOMDIR FILE

A DICOMDIR file in a DICOM File-set shall reside in the root directory of the directory hierarchy, and shall be named /DICOMDIR.;1.

Multiple DICOMDIR files shall not be stored on a single volume under this annex.

F.1.3 DICOM file management information

A Directory record in ISO 9660 provides for a Recording Data and Time field which shall be set to the creation date of the file.

File modification data, file owner identification, and permissions are part of the ISO 9660 - Extended Attribute Record. The Extended Attribute Record is not required by this annex and shall be ignored at this time. To ensure future backwards compatibility and file accessibility, the Extended Attribute Record Length and File Flag of the Directory record shall be set as follows for each file. The Extended Attribute Record Length (byte position 2) shall be zero. The File Flags (byte position 26) shall have bit positions 3 and 4 set to zero.

F.2 MEDIA FORMATS

F.2.1 Physical format

The physical format of DICOM CD-R discs shall comply with the applicable definitions within ISO/IEC 10149, Part II: CD-WO in Orange Book and CD-ROM-XA (extended Architecture) (if Mode 1 sectors are not used), with the additional modifications described in sections F.2.1.1 and F.2.1.2.

F.2.1.1 SECTOR FORMAT

All DICOM files and all data that comprise the ISO 9660 file system of the DICOM CD-R disc shall be stored either:

- within Mode 1 sectors, or
- within Mode 2, Form 1 sectors with CD-ROM-XA File Number = 0, Channel Number = 0 and Coding Information Byte = 0.

F.2.1.2 MULTI-SESSION FORMAT

An area on the disc consisting of a Lead-In area, a Program area, and a Lead-Out area, is called a "Session." If a disc contains or is able to contain more than one session then this disc is called a "Multi-session" disk. If the Lead-In area contains a pointer to the next session, then the disc is appendable. The Lead-In and Lead-Out areas are written at the conclusion of writing the program Area. The process of writing the Lead-In and Lead-Out areas is commonly referred to as "Finalizing the Session." The last recorded session contains all the information needed to access the entire disc.

Provided by IHS
No reproduction or networking permitted without license from IHS Not for Resale

DICOM CD-R disc may contain multiple sessions. Data are added to a disc by opening and writing a new session. A disc is non-appendable if the last recorded session is designated as the "Final Session," as defined in Part II: CD-WO version 2.0, Section 5.5.2.

CD-ROM readers shall support Multi-session CDs.

CD-R writers may choose to support Multi-session writing.

F.2.2 Logical format

The logical format of CD-R shall conform to ISO 9660 level 1, with the extensions described in sections F.2.2.1 through F.2.2.2

F.2.2.1 SYSTEM IDENTIFIER FIELD

The ISO 9660 System Identifier Field of the PVD (Primary Volume Descriptor) shall contain "CD-RTOS CD-BRIDGE" if a CD-I (Compact Disc-Interactive) application is present. If a CD-I application is not present, then this field shall be padded with space characters.

F.2.2.2 SYSTEM AND VOLUME DESCRIPTOR AREA

The ISO 9660 System and Volume Descriptor Area (SVD) from the last session points to the set of ISO 9660 Path Tables and Directory Records that describes the file system of the DICOM CD-R disc. The SVD area starts at the first logical sector of each session and continues through to the first instance of the Volume Descriptor Set Terminator.

Adding, replacing or deleting files from the disc is accomplished by opening a new session and writing within the new session new data (if any), a new set of Path Tables, and Directory Records that reflect the changes, and an SVD area that points to the new set of Path Tables and Directory records.

F.3 PHYSICAL MEDIA

The physical medium shall be the 120 mm CD-R disc as defined in Part II: CD-WO Version 2.0 in the Orange Book.

--`,,`,`,,`-`-`,,`,,`,`,,`---

Provided by IHS
No reproduction or networking permitted without license from IHS Not for Resale

Annex G (Normative) 90 mm 230MB Magneto-Optical Disk

G.1 DICOM MAPPING TO MEDIA FORMATS

Only one DICOM File-set shall be stored onto a single 90 mm disk.

G.2 MEDIA FORMATS

The media format comprises two distinct components:

a. The Recording format, which addresses magnetic recording, track definition, sector headers, etc.

b. The Logical format, which addresses the organization of the data portion of sectors to support semantics of the file system.

G.2.1 Recording Format

The low level formatting shall be done using the ECMA-201 and ISO/IEC 13963:1995 standards. The Secondary Defect Management Table shall be used.

G.2.2 Logical Format

The Logical Format for the 90 mm 230MB disk shall be the PC File System (see Annex A).

The boot sector defined in Annex A shall have the following values.

Table G.2-1
Boot parameter values for 90mm 230MB magneto-optical disk

Byte(s)	Value	Description
11 – 12	0200H	512 bytes/sector
13	08H, 10H, 20H or 40H	Sectors / cluster, either 8, 16, 32 or 64.
21	F8H	Flag for disk type F8H = Hard Disk.
24 - 25	0019H (Nominal)	Nominally 25 sectors/track, but may vary, and any value should not affect interoperability.
26 - 27	0001H (Nominal)	Nominally 1 head, but may vary, and any value should not affect interoperability.

Note: When formatted the total formatted capacity of the disk is approximately 220MB.

G.3 PHYSICAL MEDIA

The physical media shall be the 90 mm Magneto-Optical Rewritable disk with 512 bytes per sector. It shall be compatible with the standards defined in the ECMA-201 and ISO/IEC 13963:1995 Data Interchange on 90mm Optical Disk Cartridges - Capacity 230 MB Per Cartridge standards.

--`,,`,`,,`-`-`,,`,,`,`,,`---

Provided by IHS
No reproduction or networking permitted without license from IHS Not for Resale

Annex H (Normative) 90 mm 540MB Magneto-Optical Disk

H.1 DICOM MAPPING TO MEDIA FORMATS

Only one DICOM File-set shall be stored onto a single 90 mm disk.

H.2 MEDIA FORMATS

The media format comprises two distinct components:

a. The Recording format, which addresses magnetic recording, track definition, sector headers, etc.

b. The Logical format, which addresses the organization of the data portion of sectors to support semantics of the file system.

H.2.1 Recording Format

The low level formatting shall be done using the ISO/IEC DIS 15041 standard. The Secondary Defect List shall be used.

H.2.2 Logical Format

The Logical Format for the 90 mm 540MB disk shall be the PC File System (see Annex A).

The boot sector defined in Annex A shall have the following values.

Table H.2-1
Boot parameter values for 90mm 540MB magneto-optical disk

Byte(s)	Value	Description
11 – 12	0200H	512 bytes/sector
13	08H, 10H, 20H or 40H	Sectors / cluster, either 8, 16, 32 or 64.
21	F8H	Flag for disk type F8H = Hard Disk.
24 - 25	0019H (Nominal)	Nominally 25 sectors/track, but may vary, and any value should not affect interoperability.
26 - 27	0001H (Nominal)	Nominally 1 head, but may vary, and any value should not affect interoperability.

Note: When formatted the total formatted capacity of the disk is approximately 513MB.

H.3 PHYSICAL MEDIA

The physical media shall be the 90 mm Magneto-Optical Rewritable disk with 512 bytes per sector. It shall be compatible with the R/W Type cartridge defined in the ISO/IEC DIS 15041 Data Interchange on 90mm Optical Disk Cartridges - Capacity 640 MB Per Cartridge standard.

Note: The 540MB nomenclature refers to the capacity when formatted with 512 bytes per sector compared to the 640MB nomenclature when formatted with 1024 bytes per sector (which is not supported by DICOM).

Provided by IHS
No reproduction or networking permitted without license from IHS
Not for Resale

Annex I (Normative) 130 mm 2.3GB Magneto-Optical Disk

I.1 DICOM MAPPING TO MEDIA FORMATS

Only one DICOM File-set shall be stored onto each side of a single 130 mm disk.

I.2 MEDIA FORMATS

The media format comprises two distinct components:

a. The Recording format, which addresses magnetic recording, track definition, sector headers, etc.

b. The Logical format, which addresses the organization of the data portion of sectors to support semantics of the file system.

I.2.1 Recording Format

The low level formatting shall be done using the ISO/IEC DIS 14517 standard. The Secondary Defect List shall be used.

I.2.2 Logical Format

The Logical Format for the 130 mm 2.3GB disk shall be the PC File System (see Annex A).

The boot sector defined in Annex A shall have the following values.

Table I.2-1
Boot Parameter Values for 130mm 2.3GB Magneto-Optical Disk

Byte(s)	Value	Description
11 – 12	0200H	512 bytes/sector
13	40H or 80H	Sectors / cluster, either 64 or 128. See Note 1.
21	F8H	Flag for disk type F8H = Hard Disk.
24 - 25	003EH (Nominal)	Nominally 62 sectors/track, but may vary, and any value should not affect interoperability. See Note 3.
26 - 27	0001H (Nominal)	Nominally 1 head, but may vary, and any value should not affect interoperability.

Notes: 1. Lower values would not utilize all the disk sectors on a side.

2. When formatted the total formatted capacity of one side of the disk is approximately 1.07GB.

3. Though ISO/IEC DIS 14517 specifies 31 sectors/ logical track, the number of cylinders for a DOS file system must fit within a 16 bit unsigned word, and hence 62 are nominally specified.

I.3 PHYSICAL MEDIA

The physical media shall be the 130 mm Magneto-Optical Rewritable disk with 512 bytes per sector. It shall be compatible with the standard defined in the ISO/IEC DIS 14517 Data Interchange on 130mm Optical Disk Cartridges - Capacity 2.6GB Per Cartridge standard.

Note: The 2.3GB nomenclature refers to the capacity when formatted with 512 bytes per sector compared to the 2.6GB nomenclature when formatted with 1024 bytes per sector (which is not supported by DICOM).

Provided by IHS
No reproduction or networking permitted without license from IHS Not for Resale

Annex J UDF on 120 mm DVD-RAM Medium (Normative)

This Annex defines the use of the UDF 1.5 file system with DVD-RAM media.

Notes: 1. Capitalization in this annex may be inconsistent with other DICOM standards in order to be consistent with historical usage for terms in referenced documents.

2. DVD-ROM is a pre-mastered medium, that is it is manufactured rather than written on a one-off basis by a medical device. While it is likely that a device conforming to this Annex will be able to read a UDF file system from DVD-ROM, it is not a requirement.

Universal Disk Format (UDF) version 1.5 is a profile of the ECMA 167 3rd edition file system.

Notes: 1. The ECMA 167 3rd edition is more recent than ISO 13346:1995 which is equivalent to ECMA 167 2nd edition.

2. Though later revisions of UDF such as 2.0 are defined with additional features compared to 1.5, these features are not required to support recording of a DICOM file set.

3. A reader of a UDF 2.0 file system can also read a 1.5 or 1.02 file system.

4. A UDF 1.02 reader cannot read the Virtual Allocation Table (VAT) used to incrementally write a UDF 1.5 or later disk.

5. A UDF 1.5 file system reader can theoretically read those structures of a UDF 2.0 file system that are common to both versions. However, a UDF 1.5 reader cannot read the Named Streams or extended file entries that may be recorded on a UDF 2.0 file system.

Since a UDF 1.5 reader may completely reject a 2.0 disk based on the version number written on the media, without attempting to read compatible structures of the file system, it is not permitted to write DICOM media with a version greater than 1.5.

6. A writer (FSC or FSU) is not permitted to add structures from a later version of UDF to a file system that has been created with an earlier version of the file system.

J.1 DICOM MAPPING TO MEDIA FORMAT

J.1.1 Media Character Set

The character set used in UDF fields shall be the CS0 OSTA Compressed Unicode character set, required by the UDF standard.

Notes: 1. The CS0 OSTA Unicode character set is defined in UDF and is a subset of Unicode 2.0.

2. UDF defines a specific form of compression of 8 and 16 bit Unicode characters that must be supported.

2. The character set defined elsewhere in this section for DICOM File-set fields is a subset of this character set. However other fields in the UDF file system, and other files in the UDF file system not in the DICOM File-set, may use characters beyond those defined by DICOM for File ID Components, including those encoded in 16 bits.

J.1.2 DICOM File-set

One and only one DICOM File-set shall be stored on each side of a single piece of media.

A DICOM File-set is defined to be completely contained within one UDF File-set.

Only a single UDF File-set shall be present in the UDF Volume.

Each side of the media will comprise a single self-contained UDF Volume. That is the UDF Volume Set shall not consist of more than one UDF Volume.

Provided by IHS
No reproduction or networking permitted without license from IHS Not for Resale

Only a single UDF Partition shall be present on each side the media.

Note: Other partitions containing other file systems, possibly sharing the same data, may be present, such as an ISO-9660 bridge disk, a Mac HFS or Unix UFS hybrid disk, etc.

J.1.3 DICOM File ID Mapping

The UDF Standard provides a hierarchical structure for directories and files within directories. Each volume has a root directory that may contain references to both files and subdirectories. Subdirectories may contain reference to both files and other subdirectories.

J.1.3.1 File ID

PS 3.10 defines a DICOM File ID Component as a string of 8 characters from a subset of the G0 repertoire of ISO 8859. Each of these File ID Components is mapped to a UDF File Identifier or Path Component in the OSTA CS0 character set.

Note: This mapping is a subset of the MS-DOS mapping specified in UDF.

Filename extensions are not used in DICOM File ID Components, hence a UDF File Identifier shall not contain a File Extension or the '.' that would precede such a File Extension.

The maximum number of levels of a Resolved Pathname in a UDF file-set shall be at most 8 levels, to comply with the definition of a DICOM File-set in PS 3.10.

The File Version Number is always equal to 1, as specified by UDF.

Note: This file ID mapping is also compatible with ISO 9660 Level 1.

J.1.3.2 DICOMDIR File

A DICOMDIR file in a DICOM File-set shall reside in the root directory of the directory hierarchy, as specified in PS 3.10.

J.1.4 DICOM File Management Information

No file management information beyond that specified in the UDF File Entry is required. In particular no Extended Attributes or Named Streams are required.

J.2 FILESYSTEM

J.2.1 UDF File system

The reader shall be able to read a logical format conforming to UDF 1.02 or 1.5, as required by the UDF 1.5 standard.

The creator shall be able to create a logical format conforming to UDF 1.5.

The updater shall be able to update a logical format conforming to UDF 1.02 or 1.5, without updating the UDF revision level of the file system already recorded on the media, as required by the UDF 1.5 standard.

Options or extensions defined in UDF are required or restricted as specified in the following sub-sections, and in the media specific sub-sections.

J.2.1.1 Interchange Levels

For the UDF Primary Volume Descriptor, both the Interchange Level and Maximum Interchange Level shall always be set to 2.

Provided by IHS
No reproduction or networking permitted without license from IHS Not for Resale

Notes: 1. This means that the volume is not and will never be, part of a multi-volume set.

2. The Interchange Level and Maximum Interchange Level in the File Set Descriptor are defined by UDF to always be 3. This is despite the fact that restrictions specified for the DICOM File-set may be very similar to lower Interchange Levels specified in ECMA 167.

J.2.1.2 Virtual Partition Map and Allocation Tables

Creators and updaters shall not write UDF Virtual Partition Maps and Virtual Allocation Tables on DVD-RAM media.

J.2.1.3 Sparable Partition Maps and Sparing Tables

Creators and updaters shall not write UDF Sparable Partition Maps and Sparing Tables on DVD-RAM media, since defect management is performed in the drive.

J.2.1.4 System Dependent Requirements

The reader shall not depend on any system dependent requirements as specified in UDF to be able to read the DICOM File-set, and shall not behave differently if they are present. Any unrecognized system dependent requirements shall be gracefully ignored.

Notes: 1. For example, a particular form of file permissions, particular extended attributes or particular named streams may not be required or affect application behavior.

2. This does not mean that Extended Attributes or Named Streams may not be present and associated with files within the DICOM File-set.

J.2.1.5 Permissions and File Characteristics

Creators and updaters shall always create permissions for files within the DICOM File Set such that all users may read, write and delete all files, and all users may access and delete all directories on all systems.

Notes: 1. These requirements are equivalent to setting a Unix permission of 644 for files and 755 for directories.

2. The intent of these requirements is that for DICOM interchange media, implementation specific access control is not used or required.

The UDF File Identifier Descriptor for files within the DICOM File Set shall not specify a File Characteristic of "hidden."

J.2.1.6 File Types

The UDF File Types within the DICOM File Set shall only be files (that is a File Type of 0, meaning unspecified interpretation) or symbolic links to files (that is a File Type of 12).

J.3 MEDIA FORMATS

J.3.1 DVD-RAM

J.3.1.1 DVD- RAM Physical Format

The physical format of DVD-RAM media shall comply with the applicable definitions within "DVD Specifications for Rewritable Disc (DVD-RAM 4.7GB): Part 1 - Physical Specifications Version 2.0" with the additional modifications described in the following sub-sections.

Note: Two physical forms of DVD-RAM are available, a double-sided variety (Type 1), and a single-sided variety (Type 2). Only Type 2 media can be removed from its cartridge and inserted in a conventional DVD-ROM drive.

Provided by IHS
No reproduction or networking permitted without license from IHS
Not for Resale

J.3.1.1.1 DVD- RAM Sector Format

The sector format of DVD-RAM media shall comply with the applicable definitions in “DVD Specifications for Rewritable Disc (DVD-RAM 4.7GB): Part 2 - File System Specifications Version 2.0”.

DVD-RAM is a truly random access media, providing random access to fixed length sectors, hence no multi-session or packet-written format is applicable.

J.3.1.2 DVD- RAM Logical Format

There are no requirements, restrictions, options or extensions to the logical format that are specific to this media type, beyond those specified in section J.2.

J.3.1.3 DVD- RAM Physical Media

The physical medium shall be the 120 mm DVD-RAM medium as defined in “DVD Specifications for Rewritable Disc (DVD-RAM 4.7GB): Part 1 - Physical Specifications Version 2.0”.

Provided by IHS
No reproduction or networking permitted without license from IHS
Not for Resale

ANNEX K (Normative) DICOM MIME media

K.1 DICOM MAPPING TO MIME FORMATS

K.1.1 DICOM File set

One DICOM File set shall be contained in a MIME `Multipart/mixed` or `Multipart/related` Media Type, called "DICOM File set" MIME Entity.

Notes: 1. It may be necessary to fragment a message by using the `Message/partial` Media Type format.

2. A "DICOM File set" MIME Entity may contain MIME Parts other than `Application/dicom` which may be ignored by the DICOM application.

K.1.2 DICOM file

Each generic DICOM file shall be encoded as a MIME `Application/dicom` Media Type, called "DICOM File" MIME Part, with the following parameters:

- “id” is constructed from the DICOM File ID. The total length is limited to 71 characters (to avoid that the e-mail application splits the id string). Each component is limited to 8 characters. The delimiter is a forward slash “/”. There is never a leading delimiter (i.e. this is not a traditional path from a root directory).

  For example: “ROOTDIR/SUBDIR1/MRSCAN/A789FD07/19991024/ST00234/S00003/I00023”

- "name" is constructed from the last DICOM File ID component (that means the “file name” without “path” information) and the extension ".dcm" (except for the DICOMDIR).

  For example: “I00023.dcm”

Note: 1. Email clients typically use this parameter as the default name with which to save the file. If used for only one "DICOM File" Part (versus one DICOM File set), the length of this parameter is not restricted (unlike the “id” parameter).

2. This name can not be the same as the name inside the DICOMDIR where the file extension is forbidden.

The other fields of the header of this "DICOM File" MIME Part are respecting the general rules of MIME.

K.1.2.1 DICOMDIR

One and only one DICOMDIR File may be present in any "DICOM File set" MIME Entity. It is encoded as the generic "DICOM File" MIME Part, with a DICOM File ID set to “DICOMDIR” and the “id” parameter set to “DICOMDIR”.

K.3 LOGICAL FORMAT

The MIME logical format is used. The Content-Transfer-Encoding shall allow the transfer of binary information (e.g. typically base64 if the higher level does not allow transfer of binary information).

--`,,`,,`,,-`-`,,`,,`,`,,`---

Provided by IHS
No reproduction or networking permitted without license from IHS Not for Resale

ANNEX L (Informative) RFC 3240 – Digital Imaging and Communications in Medicine (DICOM) – Application/dicom MIME Sub-type Registration

Network Working Group D. Clunie
Request for Comments: 3240 E. Cordonnier
Category: Informational DICOM Committee
February 2002

Digital Imaging and Communications in Medicine (DICOM) -
Application/dicom MIME Sub-type Registration

Status of this Memo

This memo provides information for the Internet community. It does not specify an Internet standard of any kind. Distribution of this memo is unlimited.

Copyright Notice

Copyright (C) The Internet Society (2002). All Rights Reserved.

Abstract

This document describes the registration of the MIME sub-type application/dicom (Digital Imaging and Communications in Medicine). The baseline encoding is defined by the DICOM Standards Committee in "Digital Imaging and Communications in Medicine".

1. DICOM Definition

Digital Imaging and Communications in Medicine (DICOM) specifies protocols and formats for the exchange of images, time-based waveforms, reports, and associated information for medical applications.

Individual DICOM objects (such as images) may be encapulsated in files and exchanged by e-mail using the Media Type defined herein. In addition, a set of DICOM files may be described by an index file, DICOMDIR, which may accompany the files that it references.

2. IANA Registration

MIME media type name: Application

MIME subtype name: dicom

Required parameters:

"id" is constructed from a DICOM File ID (see DICOM PS3.11). The total length is limited to 71 characters. Each component is limited to 8 characters. The delimiter is a forward slash "/". There is never a leading delimiter (i.e., this is not a traditional path from a root directory).

If a DICOMDIR (which provides an index of files) is included, then

--`,,`,`,-`-`,,`,,`,`,,`---

Provided by IHS
No reproduction or networking permitted without license from IHS Not for Resale

it will refer to other DICOM files in the file set by use of this File ID. The File ID is not encoded within each DICOM file. If a DICOMDIR is not present, then the "id" parameter may be absent. Note that the DICOMDIR will also have a Media Type of application/dicom and is distinguished from other files by its ID of "DICOMDIR".

For example:
"ROOTDIR/SUBDIR1/MRSCAN/A789FD07/19991024/ST00234/S00003/I00023"

Each component shall be character strings made of characters from a subset of the G0 repertoire of ISO 8859. This subset consists of uppercase alphabetic characters, numeric characters and underscore. The following characters are permissable:

A, B, C, D, E, F, G, H, I, J, K, L, M, N, O, P, Q, R, S, T, U, V, W, X, Y, Z (uppercase)
1, 2, 3, 4, 5, 6, 7, 8, 9, 0 and _ (underscore)

Optional parameters:

none

Encoding considerations:

The DICOM information is binary, therefore the encoding used shall support lossless transfer of binary information. Typically, the Content-Transfer-Encoding would be set to "Base64".

Multiple DICOM parts should be included as a Multipart/related entity [2387]. Receiving agents shall also support multiple parts as a Multipart/mixed entity. When multiple DICOM parts are included, one of the parts may be a DICOMDIR, in which case, all the files referred to by the DICOMDIR shall also be present. The DICOMDIR is not required to be the first Application/dicom part encoded in the message, in which case the optional "start" parameter should refer to the content-id of the part containing the DICOMDIR.

Multiple DICOM Application/dicom parts may be included with other types of parts as a Multipart/mixed entity.

Security considerations:

Application/dicom parts contain medical information, including individual demographic information. Accordingly, their exchange should be restricted to a secure network or within a secure wrapper that protects a patient's right to confidentiality according to local and national policy. The specific security mechanisms are outside the scope of this proposal. Such mechanisms as Secured MIME (S/MIME) [2633] or similar might be appropriate.

Interoperability considerations:

Because DICOM information is specific to the medical (imaging) domain, generic e-mail applications may not be able to interpret the information.

The Media Type has been designed in order to allow for

Provided by IHS
No reproduction or networking permitted without license from IHS
Not for Resale

(i) DICOM aware applications to interoperate,
(ii) generic applications to save the files in a form recognizable as DICOM files, that a DICOM application may subsequently use.

Published specification:

The Digital Imaging and Communications in Medicine (DICOM) Standard is a standard of the DICOM Standards Committee, published by the National Electrical Manufacturers Association (NEMA), 1300 N. 17th Street, Rosslyn, Virginia 22209 USA, (http://medical.nema.org).

Applications which use this media:

Biomedical imaging applications.

Additional information:

1. Magic number(s): "DICM" after 128 byte preamble indicates DICOM PS 3.10 file

2. File extension(s): ".dcm" is recommended for files saved to disk (other than DICOMDIR)

3. Macintosh file type code: Macintosh File Type "DICM" is recommended

4. Object Identifiers: none

Person to contact for further information:

1. Name: Howard Clark
2. E-mail: how_clark@nema.org

Intended usage:

Common

Interchange of biomedical images.

Author/Change controller:

DICOM Standards Committee

3. References

[DICOM] DICOM Standards Committee, "Digital Imaging and Communications in Medicine", 2001.

[2387] Levinson, E., "The MIME Multipart/Related Content-type", RFC 2387, August 1998.

[2633] Ramsdell, B., "S/MIME Version 3 Message Specification", RFC 2633, June 1999.

4. Authors' Addresses

David Clunie

--`,,`,`,-`-`,,`,,`,`,,`---

Provided by IHS
No reproduction or networking permitted without license from IHS Not for Resale

RadPharm
943 Heiden Road
Bangor PA 18013
USA

Phone: +1-570-897-7123
Fax: +1-425-930-0171
EMail: dclunie@dclunie.com

Emmanuel Cordonnier
Etiam
20 rue du Pr J. Pecker
35000 Rennes
France

Phone: +33(0)299 14 33 88
Fax: +33(0)299 14 33 80
EMail: emmanuel.cordonnier@etiam.com

5. Full Copyright Statement

Copyright (C) The Internet Society (2002). All Rights Reserved.

This document and translations of it may be copied and furnished to others, and derivative works that comment on or otherwise explain it or assist in its implementation may be prepared, copied, published and distributed, in whole or in part, without restriction of any kind, provided that the above copyright notice and this paragraph are included on all such copies and derivative works. However, this document itself may not be modified in any way, such as by removing the copyright notice or references to the Internet Society or other Internet organizations, except as needed for the purpose of developing Internet standards in which case the procedures for copyrights defined in the Internet Standards process must be followed, or as required to translate it into languages other than English.

The limited permissions granted above are perpetual and will not be revoked by the Internet Society or its successors or assigns.

This document and the information contained herein is provided on an "AS IS" basis and THE INTERNET SOCIETY AND THE INTERNET ENGINEERING TASK FORCE DISCLAIMS ALL WARRANTIES, EXPRESS OR IMPLIED, INCLUDING BUT NOT LIMITED TO ANY WARRANTY THAT THE USE OF THE INFORMATION HEREIN WILL NOT INFRINGE ANY RIGHTS OR ANY IMPLIED WARRANTIES OF MERCHANTABILITY OR FITNESS FOR A PARTICULAR PURPOSE.

Acknowledgement

Funding for the RFC Editor function is currently provided by the Internet Society.

--`,,`,,`-`-`,,`,,`,`,,`---

Provided by IHS
No reproduction or networking permitted without license from IHS Not for Resale

L.2 EXAMPLE 1: SIMPLE DICOM FILE MIME MESSAGE (INFORMATIVE)

```
From: "Dr Smith" <smith@provider1.com>
To: "Dr Johnson" <johnson@provider2.com>
Subject: test DICOM Mime Type
Date: Fri, 5 Nov 1999 15:15:35 +0100
MIME-Version: 1.0
Content-Type: Multipart/mixed;
       boundary="----=_NextPart_000_0027_01BF27A0.9BE21980"

This is a multi-part message in MIME format.

------=_NextPart_000_0027_01BF27A0.9BE21980
Content-Type: text/plain;
       charset="iso-8859-1"
Content-Transfer-Encoding: 7bit

Message text: this is a DICOM MIME Type example for DICOM File.

------=_NextPart_000_0027_01BF27A0.9BE21980
Content-Type: Application/dicom;
       id="i00023"; name="i00023.dcm"
Content-Transfer-Encoding: base64

byEAALcAAABbAAAAAAAAAAAAAAAAAAAAAAAAAAAAAAAAAAAAAAAAAAAAAAAAAAAAAAAAAAAAAAAAAA
AAAAAAAAAAAAAAAAAAAAAAAAAAAAAAAAAAAAAAAAAAAAAAAAAAAAAAAAAAAAAAAAAAAAAAAAAAAAA
AAAAAAAAAAAAAAAAAABESUNNAgAAAFVMBACgAAAAAgABAE9CAAACAAAAAAECAAIAVUkaADEuMi44
NDAuMTAwMDguNS4xLjQuMS4xLjcAAgADAFVJFgBFeGFtaW5lZC1ieS1ESUNPTS4xLjEAAgAQAFVJ
FAAxLjIuODQwLjEwMDA4LjEuMi4xAAIAEgBVSRYAMS4yLjI1MC4xLjU5LjMuMC4zLjMuMQIAEwBT
SBAARVRJQU1fRENNVEtfMzMxIAgAAABVTAQAdgAAAAgAFgBVSRoAMS4yLjg0MC4xMDAwOC41LjEu
NC4xLjEuNwAIABgAVUkWAEV4YW1pbmVkLWJ5LURJQ09NLjEuMQAIACAAREEAAAgAMABUTQAACABQ
AFNIAAAIAGAAQ1MCAE9UCABkAENTBABXU0QgCACQAFBOAAAQAAAAVUwEAEYAAAAQABAAUE4QAERJ
Q09NIE1JTUVeVHlwZSAQACAATE8MAERJQ09NLVNVUDU0IBAAMABEQQgAMjAwMDAzMTAQAEAAQ1MC
AE0gIAAAAFVMBABkAAAAIAANAFVJEgBFeGFtaW5lZC1ieS1ESUNPTQAgAA4AVUkUAEV4YW1pbmVk
LWJ5LURJQ09NLjEAIAAQAFNIEgBFeGFtaW5lZC1ieS1ESUNPTSAgABEASVMCADEgIAATAElTAgAx
ICgAAABVTAQAZAAAACgAAgBVUwIAAQAoAAQAQ1MMAE1PTk9DSFJPTUUyICgACABJUwIAMSAoABAA
VVMCAB8AKAARAFVTAgAkACgAAAFVUwIACAAoAAEBVVMCAAgAKAACAVVTAgAHACgAAwFVUwIAAADg
fwAAVUwEAGgEAADgfxAAT0IAAFwEAAAAAAAAAAAAAAAAAAAAAAAAAAAAAAAAJJjosEAIAAAAACSY8
KAAPLS0tFgAAAB4tLS0AABZTW0QAAAA3YmUjBQAWLRYAAyI9IwAtt7e3t5APAIm3t7cAHqeniadb
AHq3mKC3PQBbt5AAAKC3WwAtt1sATLdxAACJtwAAkLceABY9JrdxAACgpw9bt7cmRLe3WwAtt1sA
AJi3AACJtwAAt4kAAAAW7ctAABbty1bt5BxoIm3WwAtt1sAAJi3AACJtwAAt5gAAAAW7c1AABj
ty1btya3pz23WwAtt1sATLdxAACJtwAAgbc9ACZMFreQDxanoABbtwCBWy23WwAtt7e3t5APAIm3
t7cAD5i3t7dEAD2nt7egHgBbtwAAAC23WwAPLS0tFgAAAB4tLS0AAAAeLQ8AAAAPLS0AAAAWLQAA
AA8tFgAAAAAAAAAAAAAAAAAAAAAAAAAAAAAAAAAAAAAAAAAAAAAAAAAAAAAAAAAAAAAAAAAAAAAA
AAAAAAAAAAAAAAAAAAAAAAAAAAAAAAAAAAAAAAAAAAAAAAAAAAAAAAAAAAAAAAAAAAAAAAAAAAAAA
AAAAAA8tHgAADy0eAB4tLS0AHi0PAAAeLQ8PLS0tLR4AAAAAAAAAAC23pw8AcbeJAIm3t7cAibdb
ABa3ty0tt7e3t4kAAAAAAAAAC23t1sWt7eJAACJtwAAibenD3G3ty0tt1sAAAAAAAAAAAAAC23
iaBxkLeJAACJtwAAiZinW7eBty0tt6CJiUQAAAAAAAAAC23Pae3JreJAACJtwAAiYlbt5Bbty0t
t4lbWy0AAAAAAAAAC23LVuBALeJAACJtwAAiYkWiTVbty0tt1sAAAAAAAAAAAAAC23LQAAALeJ
AIm3t7cAiYkAAABbty0tt7e3t4kAAAAAAAAAA8tDwAAAC0eAB4tLS0AHh4AAAWLQ8PLS0tLR4A
AAAAAAAAAAAAAAAAAAAAAAAAAAAAAAAAAAAAAAAAAAAAAAAAAAAAAAAAAAAAAAAAAAAAAAAAAAAA
AAAAAAAAAAAAAAAAAAAAAAAAAAAAAAAAAAAAAAAAAAAAAAAAAAAAAAAAAAAAAAAAAAAAAAAAAAAAA
AAAWLS0tLS0mLRYAABYtDy0tLS0AABYtLS0tFgAAAAAAAAAAABbt7e3t7c9p6cPD6CQALe3t7eg
Flu3t7e3WwAAAAAAAAAAAAAAFu3LQAATLdqW7ceALeJAEy3W1u3LQAAAAAAAAAAAAAAAAAAAFu3
LQAAAJi3p1sAALeJAEy3U1u3mImJHgAAAAAAAAAAAAAAFu3LQAAAB63oA8AALe3t7eQD1u3cVtb
FgAAAAAAAAAAAAAAAFu3LQAAAAC3iQAAALeYLR4AAFu3LQAAAAAAAAAAAAAAAAAAAFu3LQAAAAC3
iQAAALeJAAAAFu3t7e3WwAAAAAAAAAAAAAABYtDwAAAAAtHgAAAC0eAAAAABYtLS0tFgAAAAA=

------=_NextPart_000_0027_01BF27A0.9BE21980--
```

Provided by IHS
No reproduction or networking permitted without license from IHS
Not for Resale

L.2 EXAMPLE 2: DICOM FILE SET MIME MESSAGE (INFORMATIVE)

```
From: "Dr Johnson" <drjohnson@provider.org>
To: "Dr Smith" <drsmith@provider.org>
Subject: DICOM MIME sub-type file set example
Date: Sat, 9 Mar 2002 16:24:27 +0100
MIME-Version: 1.0
Content-Type: multipart/mixed;
       boundary="----=_NextPart_000_0062_01C1C786.EA262CC0";
       start="<header1@provider.org>";
       type="text/plain"

This is a multi-part message in MIME format.

------=_NextPart_000_0062_01C1C786.EA262CC0
Content-Type: text/plain;
       charset="iso-8859-1"
Content-Transfer-Encoding: 7bit
Content-ID: "<intro@provider.org>"

This is an example message containing a DICOM file set encoded following the
DICOM MIME sub-type (RFC3240).


------=_NextPart_000_0062_01C1C786.EA262CC0
Content-Type: text/plain;
       name="header1.txt"
Content-Transfer-Encoding: quoted-printable
Content-Disposition: attachment;
       filename="header1.txt"
Content-ID: "<header1@provider.org>"
Content-Description: Header of the medical message

This is the header part of the message, which contains:
- a first text document (letter1)
- a DICOM file set part (dicomfileset1) including an additional =
complementary note
This message was sent by Dr Johnson to Dr Smith.
It relates to the patient: DICOM Nema (M) 01/01/1993
------=_NextPart_000_0062_01C1C786.EA262CC0
Content-Type: multipart/related;
       boundary="----=_NextPart_000_0062_01C1C786.EA262CC1_13487";
       start="<dicomfileset1.dicomdir@provider.org>";
       type="application/dicom"

------=_NextPart_000_0062_01C1C786.EA262CC1_13487
Content-Type: text/plain;
       name="dicomfileset1note1.txt"
Content-Transfer-Encoding: 7bit
Content-Disposition: attachment;
       filename="dicomfileset1note1.txt"
Content-ID: "<dicomfileset1.note1@provider.org>"
Content-Description: Note for the images use

This is a simple note, for receivers who can not read images.
These images are DICOM 3.0 images and the DICOMDIR index related file.
Please use a DICOM compatible application.
DICOM is a Standard Mark of Nema (www.nema.org).
------=_NextPart_000_0062_01C1C786.EA262CC1_13487
Content-Type: application/dicom;
       id="DICOMDIR";
       name="Dicomdir"
Content-Transfer-Encoding: base64
Content-Disposition: attachment;
       filename="Dicomdir";
Content-ID: "<dicomfileset1.dicomdir@provider.org>"
Content-Description: Index of the images (DICOMDIR)
```

Provided by IHS
No reproduction or networking permitted without license from IHS
Not for Resale

AAAAAAAAAAAAAAAAAAAAAAAAAAAAAAAAAAAAAAAAAAAAAAAAAAAAAAAAAAAAAAAAAAAAAAAAAAAAAAAA
AAAAAAAAAAAAAAAAAAAAAAAAAAAAAAAAAAAAAAAAAAAAAAAAAAAAAAAAAAAAAAAAAAAAAAAAAAAAAAAAAAAA
AAAAAAAAAAAAAAAAAABESUNNAgAAAFVMBACIAAAAAgABAE9CAAACAAAAAQACAAIAVUkUADEuMi44
NDAuMTAwMDguMS4zLjEwAgADAFVJIAAxLjIuMjUwLjEuNTkuMi40Mi4yMDAyMDMwOTE2NDkyMAIA
EABVSRQAMS4yLjg0MC4xMDAwOC4xLjIuMQACABIAVUkSADEuMi4yNTAuMS41OS4yLjQ0AAQAAABV
TAQAdgMAAAQAMBFDUw4ARVRJQU1fREVZRTI0NAAEAAASVUwEAGgBAAAEAAISVUwEAGgBAAAEABIS
VVMCAAAABAAgElNRAAAyAwAA/v8A4G4AAAAEAAAUVUwEAAAAAAAEABAUVVMCAP//BAAgFFVMBADe
AQAABAAwFENTCABQQVRJRU5UIBAAEABQTgoARElDT01eTkVNQRAAIABMTwgARElDT00zMAAQADAA
REEIADE5OTMwMTAxEABAAENTAgBNAP7/AOCmAAAABAAAFFVMBAAAAAAABAAQFFVTAgD//wQAIBRV
TAQAjAIAAAQAMBRDUwYAU1RVRFkgCAAgAERBCAAyMDAyMDMwOQgAMABUTQYAMTYwMzI1CABQAFNI
CABESUNPTTMwAAgAMBBMTxgARElDT00gTUlNRSB0eXBlIGV4YW1wbGUAIAANAFVJGAAxLjIuMjUw
LjEuNTkuMTIzLjQ1Ni43ODkgABAAU0gAAP7/AOCGAAAABAAAFFVMBAAAAAAABAAQFFVTAgD//wQA
IBRVTAQAGgMAAAQAMBRDUwYAU0VSSUVTCABgAENTAgBPVAgAgABMTwAACACBAFNUAAAIAD4QTE8A
AAgAUBBQTgAAIAAOAFVJGgAxLjIuMjUwLjEuNTkuMTIzLjQ1Ni43ODkuMSAAEQBJUwIAMQD+/wDg
uAAAAAQAABRVTAQA2gMAAAQAEBRVUwIA//8EACAUVUwEAAAAAAAEADAUQ1MGAElNQUdFIAQAABVD
UwwAU0UwMDAxL0kwMDAxBAAQFVVJGgAxLjIuODQwLjEwMDA4LjUuMS40LjEuMS43AAQAERVVSRwA
MS4yLjI1MC4xLjU5LjEyMy40NTYuNzg5LjEuMQQAEhVVSRQAMS4yLjg0MC4xMDAwOC4xLjIuMQAI
AAgAQ1MAACAAEwBJUwIAMQD+/wDguAAAAAQAABRVTAQAAAAAAAQAEBRVUwIA//8EACAUVUwEAAAA
AAAEADAUQ1MGAElNQUdFIAQAABVDUwwAU0UwMDAxL0kwMDAyBAAQFVVJGgAxLjIuODQwLjEwMDA4
LjUuMS40LjEuMS43AAQAERVVSRwAMS4yLjI1MC4xLjU5LjEyMy40NTYuNzg5LjEuMgQAEhVVSRQA
MS4yLjg0MC4xMDAwOC4xLjIuMQAIAAgAQ1MAACAAEwBJUwIAMgA=

------=_NextPart_000_0062_01C1C786.EA262CC1_13487
Content-Type: application/dicom;
	id="SE0001/I0001";
	name="I0001.dcm"
Content-Transfer-Encoding: base64
Content-Disposition: attachment;
	filename="I0001.dcm"
Content-ID: "<dicomfileset1.se0001.i0001@provider.org>"
Content-Description: Color image

AAAAAAAAAAAAAAAAAAAAAAAAAAAAAAAAAAAAAAAAAAAAAAAAAAAAAAAAAAAAAAAAAAAAAAAAAAAAAAAA
AAAAAAAAAAAAAAAAAAAAAAAAAAAAAAAAAAAAAAAAAAAAAAAAAAAAAAAAAAAAAAAAAAAAAAAAAAAAAAAAAAAA
AAAAAAAAAAAAAAAAAABESUNNAgAAAFVMBACmAAAAAgABAE9CAAACAAAAAQACAAIAVUkaADEuMi44
NDAuMTAwMDguNS4xLjQuMS4xLjcAAgADAFVJHAAxLjIuMjUwLjEuNTkuMTIzLjQ1Ni43ODkuMS4x
AgAQAFVJFAAxLjIuODQwLjEwMDA4LjEuMi4xAAIAEgBVSRgAMS4yLjI1MC4xLjU5LjIuNDMuODYu
MjQzAgATAFNIDgBBQ1EtRVRJQU0tMi40MwgAAABVTAQAxAAAAAgABQBDUwoASVNPX0lSIDEwMAgA
FgBVSRoAMS4yLjg0MC4xMDAwOC41LjEuNC4xLjEuNwAIABgAVUkcADEuMi4yNTAuMS41OS4xMjMu
NDU2Ljc4OS4xLjEIACAAREEIADIwMDIwMzA5CAAwAFRNBgAxNjAzMjUIAFAAU0gIAERJQ09NMzAA
CABgAENTAgBPVAgAZABDUwQAV1NEAAgAkABQTgAACAAwEExPGABESUNPTSBNSU1FIHR5cGUgZXhh
bXBsZQAQAAAAVUwEADwAAAAQABAAUE4KAERJQ09NXk5lbWEQACAATE8IAERJQ09NMzAAEAAwAERB
CAAxOTkzMDEwMRAAQABDUwIATQAgAAAAVUwEAF4AAAAgAA0AVUkYADEuMi4yNTAuMS41OS4xMjMu
NDU2Ljc4OSAADgBVSRoAMS4yLjI1MC4xLjU5LjEyMy40NTYuNzg5LjEgABAAU0gAACAAEQBJUwIA
MQAgABMASVMCADEAKAAAAFVMBABmAAAAKAACAFVTAgADACgABABDUwQAUkdCICgABgBVUwIAAAAo
AAgASVMCADEAKAAQAFVTAgAIACgAEQBVUwIAGgAoAAABVVMCAAgAKAABAVVTAgAIACgAAgFVUwIA
BwAoAAMBVVMCAAAA4H8AAFVMBAB8AgAA4H8QAE9CAABwAgAA////9fXs0NCivLx6zMyZ4uLG7/Hr
6+/v7vHx/f39+vv77PDw+vv7+/z83+Xl5erq/f399ff33uTk+vv7/v7+9fb2/////v7+7fDw+/z8
8PHlcYNRXnI5dIVPUm1ISmpYaoJpdY+HtMPDeJKS6O3tb4uL4ujoj6WlzdfXtcTEwc3Nm6+vyNPT
cY2N6+/vhJ2d9ff33uTkjqSk9/j4zs6fVWw2coNQY3pUGUU8K1NKdY19i5+P/f79kKamu8nJb4yM
v8zMiaCg/v7+/P39lKmpxdDQ/v7+j6Wlrb29aYeHpri4oLOzdZCQ////29u4l5k6RGJCnql/TW1b
v8Wkh5yLg5mM/v7+ma2ty9XVb4yMyNLSdZCQ+fr6+/z8m6+vq7u7/v7+k6iou8jIo7W1YoKCsMDA
b4yM////+/v4ycmTfoxQurt+r7WF4ODDorKodpGQuMbGs8LC8vT0h5+f5uvrpri4nbCwq7y83eTk
kaentcTErb6+4efnu8jIq7y86+uiqGh9ff3+/v4+Pjy5ubR74+Pjy5ubR74+Pjy5ubR74+Pjy5ub
+fn0+/v3+vr1+fn0+Pjzr6+ubR74+Pjy5ubR74+Pjy5ubR74+Pjy5ubR74+Pjy5ubR74+Pjy5ubR
3Ny619ew2tq21tau1NSq5OTJ2dm03d294uLG2Niz2Nix2dmz19ex2Niz1NSq3t6+39+/5ubP0tKm
09Oo2dm11tau8fHj////+/v4/v7+/////////v7++/v4/Pz6/f38//////////////////////
//

------=_NextPart_000_0062_01C1C786.EA262CC1_13487
Content-Type: application/dicom;
	id="SE0001/I0002";
	name="I0002.dcm"
Content-Transfer-Encoding: base64
Content-Disposition: attachment;

--`,,`,`,-`-`,,`,,`,`,,`---

Provided by IHS
No reproduction or networking permitted without license from IHS

Not for Resale

```
      filename="I0002.dcm"
Content-ID: "<dicomfileset1.se0001.i0002@provider.org>"
Content-Description: B&W image

AAAAAAAAAAAAAAAAAAAAAAAAAAAAAAAAAAAAAAAAAAAAAAAAAAAAAAAAAAAAAAAAAAAAAAAAAAAAAAA
AAAAAAAAAAAAAAAAAAAAAAAAAAAAAAAAAAAAAAAAAAAAAAAAAAAAAAAAAAAAAAAAAAAAAAAAAAAAAAA
AAAAAAAAAAAAAAAAAABESUNNAgAAAFVMBACmAAAAgABAE9CAAACAAAAAQACAAIAVUkaADEuMi44
NDAuMTAwMDguNS4xLjQuMS4xLjcAAgADAFVJHAAxLjIuMjUwLjEuNTkuMTIzLjQ1Ni43ODkuMS4y
AgAQAFVJFAAxLjIuODQwLjEwMDA4LjEuMi4xAAIAEgBVSRgAMS4yLjI1MC4xLjU5LjIuNDMuODYu
MjQzAgATAFNIDgBBQ1EtRVRJQU0tMi40MwgAAABVTAQAxAAAAAgABQBDUwoASVNPX0lSIDEwMAgA
FgBVSRoAMS4yLjg0MC4xMDAwOC41LjEuNC4xLjEuNwAIABgAVUkcADEuMi4yNTAuMS41OS4xMjMu
NDU2Ljc4OS4xLjIIACAAREEIADIwMDIwMzA4CAAwAFRNBgAwNzQ3NDAIAFAAU0gIAERJQ09NMzAA
CABgAENTAgBPVAgAZABDUwQAV1NEAAgAkABQTgAACAAwEExPGABESUNPTSBNSU1FIHR5cGUgZXhh
bXBsZQAQAAAAVUwEADwAAAAQABAAUE4KAERJQ09NXk5lbWEQACAATE8IAERJQ09NMzAAEAAwAERB
CAAxOTkzMDEwMRAAQABDUwIATQAgAAAAVUwEAF4AAAAgAA0AVUkYADEuMi4yNTAuMS41OS4xMjMu
NDU2Ljc4OSAADgBVSRoAMS4yLjI1MC4xLjU5LjEyMy40NTYuNzg5LjEgABAAU0gAACAAEQBJUwIA
MQAgABMASVMCADIAKAAAAFVMBABkAAAAKAACAFVTAgABACgABABDUwwATU9OT0NIUk9NRTIAKAAI
AElTAgAxACgAEABVUwIADwAoABEAVVMCADMAKAAAAVVTAgAIACgAAQFVUwIACAAoAAIBVVMCAAcA
KAADAVVTAgAAAOB/AABVTAQACgMAAOB/EABPQgAA/gIAAP/////98dPX5O//////////////////
//////////////////////////////////////dCcjY2OnqW1yufa2tra6f///+Xa3f///+W5
uc/2///xwLnn////+d7/////5Nfx///6oX53blKghHl6h5J8N72mT2Lo/+sktv/7fX/Mx3as/6l0
0rhIgfz/51r////0Wdfn//+2WiM7YZFoJyMjIzt9V///92VX/f8k1P+ZWv3///rF0Tn4///hL6r/
zSTP//+nJPj///uScylco6MwQCgmI2+hS/v//80j4f8k1P9ImP//////gnH/////aWD/rkJr//lp
I9z///aOjHVqqZIoJGOSh7GrV/b//+Ujzv8k1P8/mP//////ZXT/////gUr/hLMl27KuPsP///+i
jZQ4RLSiI5rFy7V+Uv3//9wq9f8k1P9VdP//////j0T9////boD/cvdreXH8WKT////kkI1sP9LH
T7Xk6HQlRP///YaL//8k0v/AKbv///nQ4yux///wQtj/YP/PJqH/gIH/////5qB1g7O9vcbb291q
QYmbgJz9/+A+ofb/vlZwf1/V/89adp93yv/dYOz/fvT/m2Pg//////vTppydq8Pa8/////j3////
///////////59/r//////+Pj////////////////////////////////////////////////////
////////////////////////////////////JwdnRz9vQy9Xh3N3VzODx0drez8/k38/czNji0NXd
2MrX2t/j2NH/u8DbxsfeyNnY//nPzcHRyMvi1cbUwLvXyrnzxs/K4tvd2sjN0sbLzsbayMHH0dLi
08fz0dHNwsbc0cjg/////+79////////PD//+79////////////////////////////////////
////////////////////////////////////////////////////////////////////////////
/wA=

------=_NextPart_000_0062_01C1C786.EA262CC1_13487--
------=_NextPart_000_0062_01C1C786.EA262CC0--
```

--`,,`,`,-`-`,,`,,`,`,,`---

Provided by IHS
No reproduction or networking permitted without license from IHS

Not for Resale

Annex M (Normative) 130 mm 4.1GB Magneto-Optical Disk

M.1 DICOM MAPPING TO MEDIA FORMATS

Only one DICOM File-set shall be stored onto each side of a single 130 mm disk.

M.2 MEDIA FORMATS

The media format comprises two distinct components:

a. The Recording format, which addresses magnetic recording, track definition, sector headers, etc.

b. The Logical format, which addresses the organization of the data portion of sectors to support semantics of the file system.

M.2.1 Recording Format

The low level formatting shall be done using the ISO/IEC 15286:1999 standard. The Secondary Defect List shall be used.

M.2.2 Logical Format

The Logical Format for the 130 mm 4.1GB disk shall be the PC File System (see Annex A).

The boot sector defined in Annex A shall have the following values.

Table M.2-1
Boot Parameter Values for 130mm 4.1GB Magneto-Optical Disk

Byte(s)	Value	Description
11 – 12	0200H	512 bytes/sector
13	40H or 80H	Sectors / cluster, either 64 or 128. See Note.
21	F8H	Flag for disk type F8H = Hard Disk.
24 - 25	003EH (Nominal)	Nominally 62 sectors/track, but may vary, and any value should not affect interoperability.
26 - 27	0001H (Nominal)	Nominally 1 head, but may vary, and any value should not affect interoperability.

Note: Lower values would not utilize all the disk sectors on a side.

M.3 PHYSICAL MEDIA

The physical media shall be the 130 mm Magneto-Optical Re-writable Disk with 512 bytes per sector. It shall be compatible with the standard defined in the ISO/IEC 15286:1999 Data Interchange on 130mm Optical Disk Cartridges - Capacity 5.2GB Per Cartridge standard.

Note: The 4.1GB nomenclature refers to the capacity when formatted with 512 bytes per sector compared to the 5.2 GB nomenclature when formatted with 1024 bytes per sector.

Provided by IHS
No reproduction or networking permitted without license from IHS
Not for Resale

Annex N (Normative) 640 MB Magneto-Optical Disk

N.1 DICOM MAPPING TO MEDIA FORMATS

Only one DICOM File-set shall be stored onto a single 90mm disk.

N.2 MEDIA FORMATS

The media format comprises two distinct components:

a. The Recording format, which addresses magnetic recording, track definition, sector headers, etc.

b. The Logical format, which addresses the organization of the data portion of sectors to support semantics of the file system.

N.2.1 Recording Format

The low level formatting shall be done using the ISO/IEC 15041 standard. The Secondary Defect List shall be used.

N.2.2 Logical Format

The Logical Format for the 90mm 640MB disk shall be the PC File System (Annex A).

The boot sector defined in Annex A shall have the following values.

Table N.2-1
BOOT PARAMETER VALUES FOR 90mm 640 MB MAGNETO-OPTICAL DISK

Byte(s)	Value	Description
11 - 12	0800H	2048 Bytes/Sector
13	08H, 10H, 20H, or 40H	Sectors / cluster, either 8, 16, 32, or 64
21	F8H	Flag for disk type F8H = Hard Disk
24-25	0019H (Nominal)	Nominally 25 sectors/track, but may vary, and any value should not affect interoperability
26-27	0001 (Nominal)	Nominally 1 head, but may vary, and any value should not affect interoperability.

Note: When formatted the total formatted capacity of the disk is approximately 640 MB.

N.3 PHYSICAL MEDIA

The physical media shall be the 90mm Magneto-Optical Rewritable disk with 2048 bytes per sector. It shall be compatible with the R/W Type cartridge defined in the ISO/IEC 15041 Data Interchange on 90mm Optical Disk Cartridges – Capacity 640 MB Per Cartridge standard.

--`,,`,`,-`-`,,`,`,`,,`---

Provided by IHS
No reproduction or networking permitted without license from IHS Not for Resale

Annex O (Normative) 1.3 GB Magneto-Optical Disk

O.1 DICOM MAPPING TO MEDIA FORMATS

Only one DICOM File-set shall be stored onto a single 90mm disk.

O.2 MEDIA FORMATS

The media format comprises two distinct components:

a. The Recording format, which addresses magnetic recording, track definition, sector headers, etc.

b. The Logical format, which addresses the organization of the data portion of sectors to support semantics of the file system.

O.2.1 Recording Format

The low level formatting shall be done using the GIGAMO standard. GIGAMO is published as a Sony-Fujitsu document and is currently not an ISO/IEC standard. The document specifying this formatting is the "GIGAMO 1.3GB 90mm Magneto-optical Disk System in Cherry Book version 1.0". The Secondary Defect List shall be used.

O.2.2 Logical Format

The Logical Format for the 90mm 1.3GB disk shall be the PC File System (Annex A).

The boot sector defined in Annex A shall have the following values.

Table O.2-1
BOOT PARAMETER VALUES FOR 90mm 1.3 GB MAGNETO-OPTICAL DISK

Byte(s)	Value	Description
11 - 12	0800H	2048 Bytes/Sector
13	08H, 10H, 20H, or 40H	Sectors / cluster, either 8, 16, 32, or 64
21	F8H	Flag for disk type F8H = Hard Disk
24-25	0019H (Nominal)	Nominally 25 sectors/track, but may vary, and any value should not affect interoperability
26-27	0001 (Nominal)	Nominally 1 head, but may vary, and any value should not affect interoperability.

Note: When formatted the total formatted capacity of the disk is approximately 1.3GB.

O.3 PHYSICAL MEDIA

The physical media shall be the 90mm Magneto-Optical Rewritable disk with 2048 bytes per sector. It shall be compatible with the R/W Type cartridge defined in the "GIGAMO 1.3GB 90mm Magneto-optical Disk System in Cherry Book version 1.0".

Provided by IHS
No reproduction or networking permitted without license from IHS
Not for Resale

Annex P 120 mm DVD Medium (Normative)

This Annex defines the use of the UDF and ISO 9660 file systems with DVD media in such a manner as to require a reader to be capable of reading all of the physical media types and UDF and ISO 9660 file system versions that are defined in this Annex, and a creator to be able to create at least one of those types of media and file system.

The media types supported are DVD-ROM, DVD-R authoring and general, DVD-RW, DVD+R and DVD+RW.

Notes: 1. Capitalization in this annex may be inconsistent with other DICOM standards in order to be consistent with historical usage for terms in referenced documents.

2. Mandatory support for reading both UDF and ISO 9660 is included to facilitate migration from legacy CD-R implementations, which use ISO 9660, as well as to support the industry standard filesystem for DVD, UDF.

Universal Disk Format (UDF) is a profile of the ECMA 167 3rd edition file system.

Notes: 1. The ECMA 167 3rd edition is more recent than ISO 13346:1995 which is equivalent to ECMA 167 2nd edition.

2. A reader of a UDF 2.01 file system can also read a 2.0, 1.5 or 1.02 file system.

P.1 DICOM MAPPING TO MEDIA FORMAT

P.1.1 Media Character Set

The character set used in UDF fields shall be the CS0 OSTA Compressed Unicode character set, required by the UDF standard.

Notes: 1. The CS0 OSTA Unicode character set is defined in UDF and is a subset of Unicode 2.0.

2. UDF defines a specific form of compression of 8 and 16 bit Unicode characters that must be supported.

3. The character set defined elsewhere in this section for DICOM File-set fields is a subset of this character set. However other fields in the UDF file system, and other files in the UDF file system not in the DICOM File-set, may use characters beyond those defined by DICOM for File ID Components, including those encoded in 16 bits.

4. The character set for File IDs and File-set IDs (see PS 3.10) is a subset of the ISO 9660 character set, therefore no further restrictions need to be imposed for ISO 9660 filesystems.

P.1.2 DICOM File-set

One and only one DICOM File-set shall be stored on each side of a single piece of media.

A DICOM File-set is defined to be completely contained within one UDF or ISO 9660 File-set.

Only a single UDF or ISO 9660 File-set shall be present in the UDF Volume.

Each side of the media will comprise a single self-contained UDF or ISO 9660 Volume. That is the UDF or ISO 9660 Volume Set shall not consist of more than one UDF or ISO 9660 Volume.

Only a single UDF or ISO 9660 Partition shall be present on each side the media.

Note: Other partitions containing other file systems, possibly sharing the same data, may be present, such as an ISO-9660 bridge disk, a Mac HFS or Unix UFS hybrid disk, etc.

Provided by IHS
No reproduction or networking permitted without license from IHS
Not for Resale

P.1.3 DICOM File ID Mapping

The UDF and ISO 9660 Standards provide a hierarchical structure for directories and files within directories. Each volume has a root directory that may contain references to both files and subdirectories. Subdirectories may contain reference to both files and other subdirectories.

P.1.3.1 File ID

PS 3.10 defines a DICOM File ID Component as a string of 8 characters from a subset of the G0 repertoire of ISO 8859. Each of these File ID Components is mapped to a UDF File Identifier or Path Component in the OSTA CS0 character set.

Note: This mapping is a subset of the MS-DOS mapping specified in UDF.

Filename extensions are not used in DICOM File ID Components, hence an UDF or ISO 9660 File Identifier shall not contain a File Extension or the '.' that would precede such a File Extension.

The maximum number of levels of a Resolved Pathname in a UDF or ISO 9660 file-set shall be at most 8 levels, to comply with the definition of a DICOM File-set in PS 3.10.

The File Version Number is always equal to 1, as specified by UDF or ISO 9660.

Note: This file ID mapping is also compatible with ISO 9660 Level 1.

P.1.3.2 DICOMDIR File

A DICOMDIR file in a DICOM File-set shall reside in the root directory of the directory hierarchy, as specified in PS 3.10.

P.1.4 DICOM File Management Information

No file management information beyond that specified in the UDF or ISO 9660 File Entry is required. In particular no Extended Attributes or Named Streams are required.

Note: Unlike the Annex of this part specifying CD-R media, no restrictions or specifications with respect to ISO 9660 Recording Date and Time, file modification date, file owner identification and permissions, or other Extended Attribute Record values are specified, since these may be beyond the control of the DICOM application.

P.2 FILESYSTEM

The reader shall be able to read a logical format conforming to UDF and ISO 9660 filesystems, as defined below.

The creator shall be able to create a logical format conforming to UDF or ISO 9660 filesystems or both, as defined below.

No requirements are defined for an updater.

Note: The intent of these requirements is to insist that a reader be able to read media created by any creator, but not to require that media created by a particular creator can necessarily be updated by a different updater.

P.2.1 UDF File system

The reader shall be able to read a logical format conforming to UDF 1.02 or 1.5 or 2.0 or 2.01, as required by the UDF 2.01 standard.

Provided by IHS
No reproduction or networking permitted without license from IHS Not for Resale

The creator shall be able to create a logical format conforming to any one of UDF 1.02 or 1.5 or 2.0 or 2.01.

Options or extensions defined in UDF are required or restricted as specified in the following sub-sections, and in the media specific sub-sections.

Note: Though the names of the files within the DICOM Fileset are restricted by PS 3.10, other files on the media may have longer filenames.

P.2.1.1 Interchange Levels

For the UDF Primary Volume Descriptor, both the Interchange Level and Maximum Interchange Level shall always be set to 2.

Notes: 1. This means that the volume is not and will never be, part of a multi-volume set.

2. The Interchange Level and Maximum Interchange Level in the File Set Descriptor are defined by UDF to always be 3. This is despite the fact that restrictions specified for the DICOM File-set may be very similar to lower Interchange Levels specified in ECMA 167.

P.2.1.2 Virtual Partition Map and Allocation Tables

Creators and updaters may or may not write UDF Virtual Partition Maps and Virtual Allocation Tables depending on the appropriate choice for physical media.

All readers are required to support UDF Virtual Partition Maps and Virtual Allocation Tables.

P.2.1.3 Sparable Partition Maps and Sparing Tables

Creators and updaters may or may not write UDF Sparable Partition Maps and Sparing Tables depending on the appropriate choice for physical media, since defect management may or may not be performed in the drive.

All readers are required to support UDF Sparable Partition Maps and Sparing Tables.

P.2.1.4 System Dependent Requirements

The reader shall not depend on any system dependent requirements as specified in UDF to be able to read the DICOM File-set, and shall not behave differently if they are present. Any unrecognized system dependent requirements shall be gracefully ignored.

Creators and updaters writing to a version of UDF that supports Named Streams shall use the default stream to write each file within the DICOM File-set.

Notes: 1. For example, a particular form of file permissions, particular extended attributes or particular named streams may not be required or affect application behavior.

2. This does not mean that Extended Attributes or Named Streams may not be present and associated with files within the DICOM File-set.

P.2.1.5 Permissions and File Characteristics

Creators and updaters shall always create permissions for files within the DICOM File Set such that all users may read, write and delete all files, and all users may access and delete all directories on all systems.

Notes: 1. These requirements are equivalent to setting a Unix permission of 644 for files and 755 for directories.

2. The intent of these requirements is that for DICOM interchange media, implementation specific access control is not used or required.

The UDF File Identifier Descriptor for files within the DICOM File Set shall not specify a File Characteristic of "hidden."

Provided by IHS
No reproduction or networking permitted without license from IHS
Not for Resale

P.2.1.6 File Types

The UDF File Types within the DICOM File Set shall only be files (that is a File Type of 0, meaning unspecified interpretation) or symbolic links to files (that is a File Type of 12).

P.2.2 ISO 9660 File system

The reader shall be able to read a logical format conforming to ISO 9660 Level 1, 2 and 3, with or without Rockridge or Joliet Extensions, which may or may not be present.

The creator shall be able to create a logical format conforming to ISO 9660 Level 1, 2 or 3, and may or may not add Rockridge or Joliet Extensions.

Note: Though the files within the DICOM Fileset are restricted to names that conform to a subset of ISO 9660 Level 1, other files on the media may have longer filenames. Unlike the Annex of this part specifying CD-R media, strict Level 1 conformance of the filesystem is not required, since this has proven difficult to constrain in practice.

P.2.2.1 Extended Attributes, Permissions and File Characteristics

File modification data, file owner identification, and permissions are part of the ISO 9660 - Extended Attribute Record. Support of the Extended Attribute Record is not required.

If Extended Attribute Records are present, all files within the DICOM File Set shall have permissions such that all users may read all files, and all users may access all directories on all systems.

Note: The intent of these requirements is that for DICOM interchange media, implementation specific access control is not used or required.

P.3 MEDIA FORMATS

P.3.1 DVD

P.3.1.1 DVD Physical Format

The physical format of DVD media shall comply with one of the following applicable definitions:

- DVD Specifications for Recordable Disc (DVD-R for General): Part 1 - Physical Specifications Version 2.0
- DVD Specifications for Recordable Disc (DVD-R for Authoring): Part 1 - Physical Specifications Version 2.0
- DVD Specifications for Read-Only Disc (DVD-ROM): Part 1 - Physical Specifications Version 1.13
- DVD Specifications for Re-Recordable (DVD-RW): Part 1 - Physical Specifications Version 1.1
- DVD+RW Physical Specifications, Version 1.1
- DVD+R Physical Specifications, Version 1.1

P.3.1.1.1 DVD Sector Format

The sector format of DVD media shall comply with one of the following applicable definitions:

- DVD Specifications for Recordable Disc (DVD-R for General): Part 2 - File System Specifications Version 2.0

--`,,`,`,-`-`,,`,,`,`,,`---

Provided by IHS
No reproduction or networking permitted without license from IHS Not for Resale

- DVD Specifications for Recordable Disc (DVD-R for Authoring): Part 2 - File System Specifications Version 2.0
- DVD Specifications for Read-Only Disc (DVD-ROM): Part 2 - File System Specifications Version 1.13
- DVD Specifications for Re-Recordable Disc (DVD-RW): Part 2 – File System Specifications Version 1.0
- DVD+RW Defect Management & Physical Formatting Specification, Version 1.0

No restrictions are placed on the use of disc-at-once, track-at-once, multi-session or packet-written format if applicable to the physical media type, other than that any session should be finalized at the conclusion of writing the media in order to make it readable.

P.3.1.2 DVD Logical Format

There are no requirements, restrictions, options or extensions to the logical format that are specific to this media type, beyond those specified in section P.2.

P.3.1.3 DVD Physical Media

The physical medium shall be the 120 mm DVD-R medium as defined in one of the following:

- DVD Specifications for Recordable Disc (DVD-R for General): Part 1 - Physical Specifications Version 2.0
- DVD Specifications for Recordable Disc (DVD-R for Authoring): Part 1 - Physical Specifications Version 2.0
- DVD Specifications for Read-Only Disc (DVD-ROM): Part 1 - Physical Specifications Version 1.13
- DVD Specifications for Re-Recordable (DVD-RW): Part 1 - Physical Specifications Version 1.1
- DVD+RW Physical Specifications, Version 1.1
- DVD+R Physical Specifications, Version 1.1

--`,,`,`,-`-`,,`,,`,`,,`---

Provided by IHS
No reproduction or networking permitted without license from IHS Not for Resale

Annex Q (Normative) 90 mm 2.3 GB Magneto-Optical Disk

Q.1 DICOM MAPPING TO MEDIA FORMATS

Only one DICOM File-set shall be stored onto a single 90mm disk.

Q.2 MEDIA FORMATS

The media format comprises two distinct components:

a. The Recording format, which addresses magnetic recording, track definition, sector headers, etc.

b. The Logical format, which addresses the organization of the data portion of sectors to support semantics of the file system.

Q.2.1 Recording Format

The low level formatting shall be done using the GIGAMO standard. GIGAMO is published as a Sony-Fujitsu document and is currently not an ISO/IEC standard. The document specifying this formatting is the "GIGAMO 2.3GB 90mm Magneto-optical Disk System in Cherry Book2 version 1.0". The Secondary Defect List shall be used.

Q.2.2 Logical Format

The Logical Format for the 90mm 2.3GB disk shall be the PC File System (Annex A).

The boot sector defined in Annex A shall have the following values.

Table Q.2-1
BOOT PARAMETER VALUES FOR 90mm 2.3 GB MAGNETO-OPTICAL DISK

Byte(s)	Value	Description
11 - 12	0800H	2048 Bytes/Sector
13	08H, 10H, 20H, or 40H	Sectors / cluster, either 8, 16, 32, or 64
21	F8H	Flag for disk type F8H = Hard Disk
24-25	0019H (Nominal)	Nominally 25 sectors/track, but may vary, and any value should not affect interoperability
26-27	0001 (Nominal)	Nominally 1 head, but may vary, and any value should not affect interoperability.

Note: When formatted the total formatted capacity of the disk is approximately 2.02GB.

Q.3 PHYSICAL MEDIA

The physical media shall be the 90mm Magneto-Optical Rewritable disk with 2048 bytes per sector. It shall be compatible with the R/W Type cartridge defined in the "GIGAMO 2.3GB 90mm Magneto-optical Disk System in Cherry Book2 version 1.0".

Provided by IHS
No reproduction or networking permitted without license from IHS Not for Resale

Annex R – USB Connected Removable Devices

R.1 DICOM MAPPING TO MEDIA FORMATS

Only one DICOM file set shall be stored in the first partition of a partitioned device. If the device is not partitioned, only one DICOM file set shall be stored on the device.

R.1.1 File System

The file system employed on these media shall be the FAT16 file system. The cluster, sector, head, and related information obtained from the boot sector of this partition shall be utilized by the file system to determine proper access to this media (see Annex A).

Filenames shall be further restricted to be in compliance with the File ID rules specified in Part 10. The File ID shall be the same as the filename.

Notes: 1. These rules limit the character set to being a subset of the DICOM default G0 character set, limit the filenames to be no more than 8 characters, and limit the directory tree to be no more than 8 levels deep. All of these restrictions are needed to comply with the most limited of the removable media. The selection of FAT16 reflects the actual usage of these newer media.

2. Some operating systems default their format command for larger capacity media to use FAT32. FAT32 is not always compatible with FAT16 and should not be used.

R.2 MEDIA FORMATS

R.2.1 Partitioning

These media may be partitioned or unpartitioned. The more common usage is partitioned.

Note: Operating system support for unpartitioned media varies. Most current operating systems expect partitioned media. Some restrict their support further and only support access to the first partition of this media. These support decisions are being driven by the high volume consumer items that utilize these mechanisms, such as digital cameras.

R.3 PHYSICAL MEDIA INTERFACE

These devices may have a wide variety of overall physical characteristics. They shall provide a connector that complies with the USB 1.1 or 2.0 specifications for physical, electrical, signaling, and communications protocol. The electrical signaling and lower level USB protocol support shall comply with the USB 1.1 or 2.0 specifications. The device shall act as a Mass Storage Device, in accordance with the USB Mass Storage Class, as described in the Universal Serial Bus Mass Storage Class, Specification Overview and its subordinate and referenced documents.

Notes: 1. The USB base standard and the USB mass storage device standard includes specification for management of device addition and removal, and for negotiation of device command protocol capabilities. Support for these is normally part of the functions provided by the USB Mass Storage driver in an operating system.

2. The USB 2.0 specification specifies 3 speeds of operation, “low-speed”, “full-speed” and “high-speed” which are fully interoperable, and this profile does not distinguish between the speeds.

3. The intent is to allow removable 1.1 and 2.0 USB media to interoperate with 1.1 and 2.0 USB devices.

Provided by IHS
No reproduction or networking permitted without license from IHS
Not for Resale

Annex S – Compact Flash Removable Devices

S.1 DICOM MAPPING TO MEDIA FORMATS

Only one DICOM file set shall be stored in the first partition of a partitioned device. If the device is not partitioned, only one DICOM file set shall be stored on the device.

S.1.1 File System

The file system employed on these media shall be the FAT16 file system. The cluster, sector, head, and related information obtained from the boot sector of this partition shall be utilized by the file system to determine proper access to this media (see Annex A).

Filenames shall be further restricted to be in compliance with the File ID rules specified in Part 10. The File ID shall be the same as the filename.

Notes: 1. These rules limit the character set to being a subset of the DICOM default G0 character set, limit the filenames to be no more than 8 characters, and limit the directory tree to be no more than 8 levels deep. All of these restrictions are needed to comply with the most limited of the removable media. The selection of FAT16 reflects the actual usage of these newer media.

2. Some operating systems default their format command for larger capacity media to FAT32. FAT32 is not always compatible with FAT16 and should not be used.

S.2 MEDIA FORMATS

S.2.1 Partitioning

These media may be partitioned or unpartitioned. The more common usage is partitioned.

Note: Operating system support for unpartitioned media varies. Most current operating systems expect partitioned media. Some restrict their support further and only support access unpartitioned media or to the first partition of partitioned media.

S.3 Physical Media interface

The physical, electrical, signaling, and software interface shall comply with the CF+ and CompactFlash Specification.

--`,,`,`,-`-`,,`,,`,`,,`---

Provided by IHS
No reproduction or networking permitted without license from IHS Not for Resale

Annex T – MultiMedia Card Removable Devices

T.1 DICOM MAPPING TO MEDIA FORMATS

Only one DICOM file set shall be stored in the first partition of a partitioned device. If the device is not partitioned, only one DICOM file set shall be stored on the device.

T.1.1 File System

The file system employed on these media shall be the FAT16 file system. The cluster, sector, head, and related information obtained from the boot sector of this partition shall be utilized by the file system to determine proper access to this media (see Annex A).

Filenames shall be further restricted to be in compliance with the File ID rules specified in Part 10. The File ID shall be the same as the filename.

Notes: 1. These rules limit the character set to being a subset of the DICOM default G0 character set, limit the filenames to be no more than 8 characters, and limit the directory tree to be no more than 8 levels deep. All of these restrictions are needed to comply with the most limited of the removable media. The selection of FAT16 reflects the actual usage of these newer media.

2. Some operating systems default their format command for larger capacity media to FAT32. FAT32 is not always compatible with FAT16 and should not be used.

T.2 MEDIA FORMATS

T.2.1 Partitioning

These media may be partitioned or unpartitioned. The more common usage is partitioned.

Note: Operating system support for unpartitioned media varies. Most current operating systems expect partitioned media. Some restrict their support further and only support access unpartitioned media or to the first partition of partitioned media.

T.3 Physical Media interface

The physical, electrical, signaling, and software interface shall comply with the MMCA System Specification 3.31, and shall in addition have the following characteristics:

a. The size shall be a “normal” MMC card (24mm x 32mm x 1.4mm)
b. The card shall be of the RW (Read/Write) class

Provided by IHS
No reproduction or networking permitted without license from IHS
Not for Resale

Annex U – Secure Digital Card Removable Devices

U.1 DICOM MAPPING TO MEDIA FORMATS

Only one DICOM file set shall be stored in the first partition of a partitioned device. If the device is not partitioned, only one DICOM file set shall be stored on the device.

U.1.1 File System

The file system employed on these media shall be the FAT16 file system. The cluster, sector, head, and related information obtained from the boot sector of this partition shall be utilized by the file system to determine proper access to this media (see Annex A).

Filenames shall be further restricted to be in compliance with the File ID rules specified in Part 10. The File ID shall be the same as the filename.

Notes: 1. These rules limit the character set to being a subset of the DICOM default G0 character set, limit the filenames to be no more than 8 characters, and limit the directory tree to be no more than 8 levels deep. All of these restrictions are needed to comply with the most limited of the removable media. The selection of FAT16 reflects the actual usage of these newer media.

2. Some operating systems default their format command for larger capacity media to FAT32. FAT32 is not always compatible with FAT16 and should not be used.

U.2 MEDIA FORMATS

U.2.1 Partitioning

These media may be partitioned or unpartitioned. The more common usage is partitioned.

Note: Operating system support for unpartitioned media varies. Most current operating systems expect partitioned media. Some restrict their support further and only support access unpartitioned media or to the first partition of partitioned media.

U.3 Physical Media interface

The physical, electrical, signaling, and software interface shall comply with the SD Card Specification 1.0 and shall in addition have the following characteristics:

a. The size shall be a “normal” SD card (24mm x 32mm x 2.1mm)

--`,,`,`,-`-`,,`,,`,`,,`---

Provided by IHS
No reproduction or networking permitted without license from IHS Not for Resale

Provided by IHS
No reproduction or networking permitted without license from IHS
Not for Resale



NATIONAL ELECTRICAL MANUAFACTURERS ASSOCIATION
1300 NORTH 17TH STREET, SUITE 1847, ROSSLYN, VIRGINIA 22209

--`,,`,`,,`-`-`,,`,,`,`,,`---

Provided by IHS
No reproduction or networking permitted without license from IHS
Not for Resale