Digital Imaging and Communications in Medicine (DICOM)

Part 11: Media Storage Application Profiles

Published by

National Electrical Manufacturers Association
1300 N. 17th Street
Rosslyn, Virginia 22209 USA

© Copyright 2007 by the National Electrical Manufacturers Association. All rights including translation into other languages, reserved under the Universal Copyright Convention, the Berne Convention for the Protection of Literacy and Artistic Works, and the International and Pan American Copyright Conventions.

- Standard -

Provided by IHS
No reproduction or networking permitted without license from IHS Not for Resale

NOTICE AND DISCLAIMER

The information in this publication was considered technically sound by the consensus of persons engaged in the development and approval of the document at the time it was developed. Consensus does not necessarily mean that there is unanimous agreement among every person participating in the development of this document.

NEMA standards and guideline publications, of which the document contained herein is one, are developed through a voluntary consensus standards development process. This process brings together volunteers and/or seeks out the views of persons who have an interest in the topic covered by this publication. While NEMA administers the process and establishes rules to promote fairness in the development of consensus, it does not write the document and it does not independently test, evaluate, or verify the accuracy or completeness of any information or the soundness of any judgments contained in its standards and guideline publications.

NEMA disclaims liability for any personal injury, property, or other damages of any nature whatsoever, whether special, indirect, consequential, or compensatory, directly or indirectly resulting from the publication, use of, application, or reliance on this document. NEMA disclaims and makes no guaranty or warranty, expressed or implied, as to the accuracy or completeness of any information published herein, and disclaims and makes no warranty that the information in this document will fulfill any of your particular purposes or needs. NEMA does not undertake to guarantee the performance of any individual manufacturer or seller's products or services by virtue of this standard or guide.

In publishing and making this document available, NEMA is not undertaking to render professional or other services for or on behalf of any person or entity, nor is NEMA undertaking to perform any duty owed by any person or entity to someone else. Anyone using this document should rely on his or her own independent judgment or, as appropriate, seek the advice of a competent professional in determining the exercise of reasonable care in any given circumstances. Information and other standards on the topic covered by this publication may be available from other sources, which the user may wish to consult for additional views or information not covered by this publication.

NEMA has no power, nor does it undertake to police or enforce compliance with the contents of this document. NEMA does not certify, test, or inspect products, designs, or installations for safety or health purposes. Any certification or other statement of compliance with any health or safety–related information in this document shall not be attributable to NEMA and is solely the responsibility of the certifier or maker of the statement.

Provided by IHS
No reproduction or networking permitted without license from IHS
Not for Resale

CONTENTS

NOTICE AND DISCLAIMER 2
CONTENTS 3
FOREWORD 8
1 Scope and field of application 11
2 Normative References 11
3 Definitions 12
3.1 REFERENCE MODEL DEFINITIONS 12
3.2 DICOM INTRODUCTION AND OVERVIEW DEFINITIONS 12
3.3 DICOM CONFORMANCE 12
3.4 DICOM INFORMATION OBJECT DEFINITIONS 13
3.5 DICOM DATA STRUCTURE AND ENCODING DEFINITIONS 13
3.6 DICOM MESSAGE EXCHANGE DEFINITIONS 13
3.7 DICOM MEDIA STORAGE AND FILE FORMAT DEFINITIONS 13
3.8 MEDIA STORAGE APPLICATION PROFILES 14
3.8.1 ....Application Profile Class 14
4 Symbols and abbreviations 14
5 Conventions 15
6 Purpose of an Application Profile 15
7 Conformance requirements 16
8 Structure of application profile 17
CLASS AND PROFILE IDENTIFICATION - SECTION X.1 17
CLINICAL CONTEXT - SECTION X.2 17
ROLES AND SERVICE CLASS OPTIONS SECTION X.2.1 17
GENERAL CLASS PROFILE - SECTION X.3 17
SOP CLASSES AND TRANSFER SYNTAXES - SECTION X.3.1 17
PHYSICAL MEDIA AND MEDIA FORMATS - SECTION X.3.2 18
DIRECTORY INFORMATION IN DICOMDIR - SECTION X.3.3 18
OTHER PARAMETERS - SECTION X.3.4 18
SPECIFIC APPLICATION PROFILES - SECTION X.4 AND FOLLOWING 18
SECURITY PARAMETERS - SECTION X.3.5 18
Annex A Basic Cardiac X-ray Angiographic Application Profile (Normative) 19
A.1 CLASS AND PROFILE IDENTIFICATION 19
A.2 CLINICAL CONTEXT 19
A.2.1 ....Roles and service class options 20
A.2.1.1 ....FILE SET CREATOR 20
A.2.1.2 ....FILE SET READER 20
A.2.1.3 ....FILE SET UPDATER 20
A.3 STD-XABC-CD BASIC CARDIAC PROFILE 21
A.3.1 ....SOP classes and transfer syntaxes 21

Provided by IHS
No reproduction or networking permitted without license from IHS
Not for Resale

A.3.2....Physical media and media formats 21
A.3.3....Directory information in DICOMDIR 21
A.3.3.1 ....ADDITIONAL KEYS 21
A.3.3.2 ....ICON IMAGES 22
A.3.4....Other parameters 22
A.3.4.1 ....IMAGE ATTRIBUTE VALUES 22
A.3.4.1.1 ATTRIBUTE VALUE PRECEDENCE 23
Annex B (Normative) - 1024 X-ray Angiographic Application Profile 24
B.1 CLASS AND PROFILE IDENTIFICATION 24
B.2 CLINICAL CONTEXT 24
B.2.1....Roles and Service Class Options 24
B.2.1.1 ....File Set Creator 25
B.2.1.2 ...File Set Reader 25
B.2.1.3 ...File Set Updater 25
B.3 STD-XA1K APPLICATION PROFILE CLASS REQUIREMENTS 25
B.3.1....SOP Classes and Transfer Syntaxes 25
B.3.2....Physical Media And Media Formats 26
B.3.3....Directory Information in DICOMDIR 26
B.3.3.1 ....Additional Keys 27
B.3.3.2 ....Icon Images 27
B.3.4....Other Parameters 28
B.3.4.1 ....Image Attribute Values 28
B.3.4.2 ....Multiframe JPEG Format 29
B.3.4.3 ....Attribute Value Precedence 29
Annex C Ultrasound Application Profile (Normative) 30
C.1 CLASS AND PROFILE IDENTIFICATION 30
C.2 CLINICAL CONTEXT 30
C.2.1....Roles 31
C.2.1.1 ....FILE SET CREATOR 31
C.2.1.2 ....FILE SET READER 31
C.2.1.3 ....FILE SET UPDATER 31
C.3 GENERAL CLASS PROFILE 32
C.3.1....Abstract and Transfer Syntaxes 32
C.3.1.1 ....Ultrasound Single and Multi-frame Pixel Formats Supported 32
C.3.2....Physical Media And Media Formats 33
C.3.3....DICOMDIR 33
C.3.3.1 ....Additional Keys 34
C.3.3.2 ....File Component IDs 34
C.4 SPATIAL CALIBRATION (SC) CLASS REQUIREMENTS 34
C.5 COMBINED CALIBRATION (CC) CLASS REQUIREMENTS 34
Annex D (Normative) - General Purpose CD-R and DVD Interchange Profiles 35
D.1 PROFILE IDENTIFICATION 35
D.2 CLINICAL CONTEXT 35
D.2.1....Roles and Service Class Options 36
D.2.1.1 ....File Set Creator 36
D.2.1.2 ....File Set Reader 36
D.2.1.3 ....File Set Updater 36
D.3 STD-GEN PROFILE CLASS 38
D.3.1....SOP Classes and Transfer Syntaxes 38
D.3.2....Physical Medium And Medium Format 38
D.3.3....Directory Information in DICOMDIR 38

Provided by IHS
No reproduction or networking permitted without license from IHS
Not for Resale

D.3.3.1 ....Additional Keys 38
D.3.3.2 ....Attribute value precedence 39
D.3.4 ....Other Parameters 39
D.3.5 ....Security Parameters 39
Annex E (Normative) - CT and MR Image Application Profiles 40
E.1 PROFILE IDENTIFICATION 40
E.2 CLINICAL CONTEXT 40
E.2.1 ....Roles and Service Class Options 40
E.2.1.1 ....File Set Creator 41
E.2.1.2 ....File Set Reader 41
E.2.1.3 ....File Set Updater 41
E.3 STD-CTMR PROFILES 41
E.3.1 ....SOP Classes and Transfer Syntaxes 41
E.3.2 ....Physical Medium And Medium Format 42
E.3.3 ....Directory Information in DICOMDIR 43
E.3.3.1 ....Additional Keys 43
E.3.3.2 ....Localizer Related Attributes 43
E.3.3.3 ....Icon Images 43
E.3.4 ....Other Parameters 44
E.3.4.1 ....Image Attribute Values 44
E.3.4.1.1 Attribute Value Precedence 45
Annex F (Normative) - Waveform Diskette Interchange Profile 46
Annex G (Normative) - General Purpose MIME Interchange Profile 47
G.1 PROFILE IDENTIFICATION 47
G.2 CLINICAL CONTEXT 47
G.2.1 ...ROLES AND SERVICE CLASS OPTIONS 47
G.2.1.1 ....File Set Creator 47
G.2.1.2 ....File Set Reader 48
G.3 STD-GEN-MIME PROFILE 48
G.3.1 ...SOP Classes and Transfer Syntaxes 48
G.3.2 ...Physical Medium and Medium Format 48
G.3.3 ...Directory Information in DICOMDIR 48
G.3.3.1 ....Additional Keys 49
Annex H (Normative) - General Purpose DVD with Compression Interchange Profiles 50
H.1 PROFILE IDENTIFICATION 50
H.2 CLINICAL CONTEXT 51
H.2.1 ....Roles and Service Class Options 51
H.2.1.1 ....File Set Creator 51
H.2.1.2 ....File Set Reader 51
H.2.1.3 ....File Set Updater 52
H.3 STD-GEN-DVD AND STD-GEN-SEC-DVD PROFILE CLASSES 53
H.3.1 ....SOP Classes and Transfer Syntaxes 53
H.3.2 ....Physical Medium And Medium Format 54
H.3.3 ....Directory Information in DICOMDIR 54
H.3.3.1 ....Additional Keys 54
H.3.4 ....Other Parameters 56
H.3.4.2 ....Multiframe JPEG Format 56
H.3.5 ....Security Parameters 56
Annex I (Normative) - DVD MPEG2 Interchange Profiles 57
I.1 PROFILE IDENTIFICATION 57

Provided by IHS
No reproduction or networking permitted without license from IHS
Not for Resale

I.2 CLINICAL CONTEXT 57
I.2.1 .....Roles and Service Class Options 57
I.2.1.1 .....File Set Creator 57
I.2.1.2 .....File Set Reader 58
I.2.1.3 .....File Set Updater 58
I.3 STD-DVD-MPEG2-MPML AND STD-DVD-SEC-MPEG2-MPML PROFILE CLASSES 58
I.3.1 .....SOP Classes and Transfer Syntaxes 58
I.3.2 .....Physical Medium And Medium Format 58
I.3.3 .....Directory Information in DICOMDIR 58
I.3.3.1 .....Additional Keys 59
I.3.4 .....Security Parameters 60
I.3.5 ....."Dual-format" (Informative) 60
Annex J (Normative) - General Purpose USB and Flash Memory with Compression Interchange Profiles 61
J.1 PROFILE IDENTIFICATION 61
J.2 CLINICAL CONTEXT 63
J.2.1 ....Roles and Service Class Options 63
J.2.1.1 ....File Set Creator 63
J.2.1.2 ....File Set Reader 64
J.2.1.3 ....File Set Updater 64
J.3 STD-GEN-USB, STD-GEN-SEC-USB, STD-GEN-MMC, STD-GEN-SEC-MMC, STD-GEN-CF, STD-GEN-SEC-CF, STD-GEN-SD AND STD-GEN-SEC-SD PROFILE CLASSES 64
J.3.1 ....SOP Classes and Transfer Syntaxes 64
J.3.2 ....Physical Medium And Medium Format 65
J.3.3 ....Directory Information in DICOMDIR 66
J.3.3.1 ....Additional Keys 66
J.3.4 ....Other Parameters 66
J.3.4.2 ....Multiframe JPEG Format 66
J.3.5 ....Security Parameters 66
Annex K Dental Application Profile (Normative) 67
K.1 CLASS AND PROFILE IDENTIFICATION 67
K.2 CLINICAL CONTEXT 68
K.2.1....Roles 68
K.2.1.1 ....FILE SET CREATOR 68
K.2.1.2 ....FILE SET READER 69
K.2.1.3 ....FILE SET UPDATER 69
K.3 GENERAL CLASS PROFILE 69
K.3.1....SOP Classes and Transfer Syntaxes 69
K.3.2....Physical media and media formats 69
K.3.3....Directory information in DICOMDIR 70
K.3.4....Other Parameters 70
K.3.4.1 ....IMAGE ATTRIBUTE VALUES 70
K.3.4.2 ....IMAGE ATTRIBUTE SPECIALIZATION 70
Annex L (Normative) – ZIP File over Email Interchange Profiles 71
L.1 PROFILE IDENTIFICATION 71
L.2 CLINICAL CONTEXT 71
L.2.1 ....Roles 71
L.2.1.1 ....File Set Creator 71
L.2.1.2 ....File Set Reader 72
L.2.1.3 ....File Set Updater 72
L.3 GENERAL CLASS PROFILE 72
L.3.1 ....STD-GEN-ZIP-MAIL and STD-GEN-SEC-ZIP-MAIL Abstract and Transfer Syntaxes 72

Provided by IHS
No reproduction or networking permitted without license from IHS
Not for Resale

L.3.2 ....Medium Format 72
L.3.3 ....Directory Information in DICOMDIR 72
L.3.3.1 ....Additional Keys 73
L.3.4 ....Secure Transport 73
L.4 DENTAL CLASS PROFILE 73
L.4.1 ....STD-DTL-SEC-ZIP-MAIL Abstract and Transfer Syntaxes 73
L.4.2 ....Medium Format 73
L.4.3 ....Directory Information in DICOMDIR 73
L.4.4.1 ....Additional Keys 74
L.4.5 ....Specific Image Requirements for STD-DTL-SEC-ZIP-MAIL 74
L.4.6 ....Secure Transport 74
Annex M Index of Attribute Tags and UIDs (Informative) 75

--`,,```,,,,````-`-`,,`,,`,`,,`---

Provided by IHS
No reproduction or networking permitted without license from IHS
Not for Resale

FOREWORD

The American College of Radiology (ACR) and the National Electrical Manufacturers Association (NEMA) formed a joint committee to develop a Standard for Digital Imaging and Communications in Medicine. The ACC (American College of Cardiology) joined this standardization effort with a particular interest in the definition of Digital Media Storage Standards. This DICOM Standard was developed according to NEMA procedures.

This standard is developed in liaison with other standard organizations including CEN TC251 in Europe and JIRA in Japan, with review also by other organizations including IEEE, HL7 and ANSI in the USA.

The DICOM Standard is structured as a multi-part document using the guidelines established in the following document:

ISO/IEC Directives, 1989 part 3 - Drafting and Presentation of International Standards.

This document is part of the DICOM Standard, which consists of the following parts:

PS 3.1: Introduction and Overview
PS 3.2: Conformance
PS 3.3: Information Object Definitions
PS 3.4: Service Class Specifications
PS 3.5: Data Structures and Encoding
PS 3.6: Data Dictionary
PS 3.7: Message Exchange
PS 3.8: Network Communication Support for Message Exchange
PS 3.9: Retired
PS 3.10: Media Storage and File Formats for Media Interchange
PS 3.11: Media Storage Application Profiles
PS 3.12: Media Formats and Physical Media for Media Interchange
PS 3.13: Retired
PS 3.14: Grayscale Standard Display Function
PS 3.15: Security and System Management Profiles
PS 3.16: Content Mapping Resource
PS 3.17: Explanatory Information
PS 3.18: Web Access to DICOM Persistent Objects (WADO)

These parts are independent but related documents. Their development level and approval status may differ.

PS 3.7, PS 3.8, and PS 3.9 focus on the communication of digital image data across point-to-point and network interfaces. PS 3.10, PS 3.11, and PS 3.12 address the open interchange of digital image data on removable storage media. Their development takes into account past and current related efforts:

- The ACR-NEMA Standard for Magnetic Tape (PS1) has defined a generic means to store on a 9 track magnetic tape one or more Data Sets formatted per the ACR-NEMA V2.0 Standard
- A Japanese effort called IS&C (Image Save and Carry) has also used an ACR-NEMA V2.0-based format to store images on a 130 millimeter (5 1/4 inch) Magneto-Optical Disk with an IS&C specific media organization format

Provided by IHS
No reproduction or networking permitted without license from IHS
Not for Resale

- European effort initiated by the University of Geneva in Switzerland has defined PAPYRUS, an ACR-NEMA V2.0-based format to store one or more images grouped as folders in files irrespective of the physical media and its file organization format. The new PAPYRUS V3.0 is intended to be a specific Application Profile compatible with this part

As both network communication and media interchange share a number of common characteristics, the following parts of DICOM developed for network communication are leveraged for media interchange:

PS 3.2: Conformance
PS 3.3: Information Object Definitions
PS 3.4: Service Class Specifications
PS 3.5: Data Set Structures and Encoding
PS 3.6: Data Dictionary

PS 3.10, *Media Storage and File Formats for Media Interchange*, lays a foundation for two other parts of the DICOM Standard by specifying a general model for the storage of medical imaging information on removable media. PS 3.12, *Media Formats and Physical Media,* defines a number of standard Physical Media and corresponding Media Formats suitable for medical image information exchange. This part, PS 3.11, *Media Storage Application Profiles,* enables interoperability by specifying standard sets of elements from the various other parts of the DICOM Standard related to a specific clinical need. Conformance to DICOM in the area of media interchange is defined by PS 3.2 and is based on the Application Profiles defined by this part.

PS 3.11 and PS 3.12 will be expanded through the addition of Application Profile and media definition annexes as clinical needs and physical media technologies evolve.

Provided by IHS
No reproduction or networking permitted without license from IHS
Not for Resale

Provided by IHS
No reproduction or networking permitted without license from IHS
Not for Resale

1 Scope and field of application

This part of the DICOM Standard specifies application specific subsets of the DICOM Standard to which an implementation may claim conformance. Such a conformance statement applies to the interoperable interchange of medical images and related information on storage media for specific clinical uses. It follows the framework, defined in PS 3.10, for the interchange of various types of information on storage media.

This part is related to other parts of the DICOM Standard in that:

- PS 3.2, *Conformance*, specifies the general rules for assuring interoperability, which are applied for media interchange through the Application Profiles of this part
- PS 3.3, *Information Object Definitions*, specifies a number of Information Object Definitions (e.g., various types of images) that may be used in conjunction with this part. It also defines a medical Directory structure to facilitate access to the objects stored on media
- PS 3.4, *Service Class Specifications*, specifies the Media Storage Service Class upon which Application Profiles are built
- PS 3.5, *Data Structure and Encoding*, addresses the encoding rules necessary to construct a Data Set that is encapsulated in a file as specified in PS 3.10
- PS 3.6, Data Dictionary, contains an index by Tag of all Data Elements related to the Attributes of Information Objects defined in PS3.3. This index includes the Value Representation and Value Multiplicity for each Data Element
- PS 3.10, Media Storage and File Formats for Media Interchange, standardizes the overall open Storage Media architecture used by this part, including the definition of a generic File Format, a Basic File Service and a Directory concept
- PS 3.12, Media Formats and Physical Media, defines a number of standard Physical Media and corresponding Media Formats. These Media Formats and Physical Media selections are referenced by one or more of the Application Profiles of this part. PS 3.12 is intended to be extended as the technologies related to Physical Medium evolve
- PS 3.15, Security Profiles defines a number of profiles for use with Secure DICOM Media Storage Application Profiles. The Media Storage Security Profiles specify the cryptographic techniques to be used for each Secure DICOM File in a Secure Media Storage Application Profile.

2 Normative References

The following standards contain provisions that, through reference in this text, constitute provisions of this Standard. At the time of publication, the editions indicated were valid. All standards are subject to revision, and parties to agreements based on this Standard are encouraged to investigate the possibilities of applying the most recent editions of the standards indicated below.

ISO/IEC Directives, 1989 part 3 - Drafting and presentation of international standards.

ISO 7498-1, Information Processing Systems - Open Systems Interconnection - Basic Reference Model.

ISO 7498-2, Information processing systems - Open Systems Interconnection - Basic reference Model - Part 2: Security Architecture

Provided by IHS
No reproduction or networking permitted without license from IHS
Not for Resale

ISO 8859, Information Processing - 8-bit single-byte coded graphic character sets - part 1: Latin Alphabet No. 1.

RFC-2630, Cryptographic Message Syntax, June 1999

3 Definitions

For the purposes of this standard the following definitions apply.

3.1 REFERENCE MODEL DEFINITIONS

This part of the Standard is based on the concepts developed in ISO 7498-1 and makes use of the following terms defined in it:

a) Application Entity
b) Service or Layer Service
c) Transfer Syntax

This Part of the Standard makes use of the following terms defined in ISO 7498-2:

a. Data Confidentiality

Note: The definition is “the property that information is not made available or disclosed to unauthorized individuals, entities or processes.”

b. Data Origin Authentication

Note: The definition is “the corroboration that the source of data received is as claimed.”

c. Data Integrity

Note: The definition is “the property that data has not been altered or destroyed in an unauthorized manner.”

d. Key Management

Note: The definition is “the generation, storage, distribution, deletion, archiving and application of keys in accordance with a security policy.”

3.2 DICOM INTRODUCTION AND OVERVIEW DEFINITIONS

This part of the Standard makes use of the following terms defined in PS 3.1 of the DICOM Standard:

- Attribute

3.3 DICOM CONFORMANCE

This part of the Standard makes use of the following terms defined in PS 3.2 of the DICOM Standard:

a) Conformance Statement

Provided by IHS
No reproduction or networking permitted without license from IHS Not for Resale

b) Standard SOP Class
c) Standard Extended SOP Class
d) Specialized SOP Class
e) Private SOP Class
f) Standard Application Profile
g) Augmented Application Profile
h) Private Application Profile

3.4 DICOM INFORMATION OBJECT DEFINITIONS

This part of the Standard makes use of the following terms defined in PS 3.3 of the DICOM Standard:

a) Information Object Definition
b) Basic Directory IOD
c) Basic Directory Information Model

3.5 DICOM DATA STRUCTURE AND ENCODING DEFINITIONS

This part of the standard makes use of the following terms defined in PS 3.5 of the DICOM Standard:

a) Data Element
b) Data Set

3.6 DICOM MESSAGE EXCHANGE DEFINITIONS

This part of the Standard makes use of the following terms defined in PS 3.7 of the DICOM Standard:

a) Service Object Pair (SOP) Class
b) Service Object Pair (SOP) Instance
c) Implementation Class UID

3.7 DICOM MEDIA STORAGE AND FILE FORMAT DEFINITIONS

This part of the standard makes use of the following terms defined in PS 3.10 of the DICOM Standard:

a) Application Profile
b) DICOM File Format
c) DICOM File Service
d) DICOM File
e) DICOMDIR File
f) File
g) File ID
h) File Meta Information
i) File-set
j) Media Storage Model
k) Secure DICOM File
l) Secure Media Storage Application Profile

--`,,```,,,,````-`-`,,`,,`,`,,`---

Provided by IHS
No reproduction or networking permitted without license from IHS
Not for Resale

3.8 MEDIA STORAGE APPLICATION PROFILES

This part of the DICOM Standard uses the following definitions:

3.8.1 **Application Profile Class**

A group of related Application Profiles defined in a single annex to this part.

4 Symbols and abbreviations

The following symbols and abbreviations are used in this part of the standard.

ACC	American College of Cardiology
ACR	American College of Radiology
AP	Application Profile
ASCII	American Standard Code for Information Interchange
AE	Application Entity
ANSI	American National Standards Institute
CEN TC 251	Comite Europeen de Normalisation - Technical Committee 251 - Medical Informatics
CF	Compact Flash card
DICOM	Digital Imaging and Communications in Medicine
DVD	A trademark of the DVD Forum that is not an abbreviation
FSC	File-set Creator
FSR	File-set Reader
FSU	File-set Updater
HL7	Health Level 7
IEEE	Institute of Electrical and Electronics Engineers
IETF	Internet Engineering Taskforce
IS&C	Image Save and Carry
ISO	International Standards Organization
ID	Identifier
IOD	Information Object Definition
JIRA	Japan Industries Association of Radiation Apparatus
MIME	Multipurpose Internet Mail Extension
MMC	Multimedia Card
NEMA	National Electrical Manufacturers Association
OSI	Open Systems Interconnection
RFC	Request for Comments
SD	Secure Digital card
SMTP	Simple Mail Transfer Protocol
SOP	Service-Object Pair
TCP/IP	Transmission Control Protocol/Internet Protocol
UDF	Universal Disk Format
UID	Unique Identifier

--`,,```,,,,````-`-`,,`,,`,`,,`---

Provided by IHS
No reproduction or networking permitted without license from IHS Not for Resale

USB Universal Serial Bus

VR Value Representation

5 Conventions

Words are capitalized in this document to help the reader understand that these words have been previously defined in Section 3 of this document and are to be interpreted with that meaning.

6 Purpose of an Application Profile

An Application Profile is a mechanism for selecting an appropriate set of choices from the parts of DICOM for the support of a particular media interchange application. Application Profiles for commonly used interchange scenarios, such as inter-institutional exchange of x-ray cardiac angiographic examinations, or printing ultrasound studies from recordable media, are meant to use the flexibility offered by DICOM without resulting in so many media and format choices that interchange is compromised.

Media interchange applications claim conformance to one or more Media Storage Application Profiles. Two implementations that conform to identical Application Profiles and support complementary File-set roles (e.g. an FSC interchanging media with an FSR) are able to exchange SOP Instances (pieces of DICOM information) on recorded media within the context of those Application Profiles.

A DICOM Application Profile specifies:

a. which SOP Classes and options must be supported, including any required extensions, specializations, or privatizations
b. for each SOP Class, which Transfer Syntaxes may be used
c. what information should be included in the Basic Directory IOD
d. which Media Storage Service Class options may be utilized
e. which roles an application may take: File-set Creator, File-set Reader, and/or File-set Updater
f. which physical media and corresponding media formats must be supported
g. whether or not the DICOM Files in the File-set shall be Secure DICOM Files
h. which Media Storage Security Profile must be used for the creation of Secure DICOM Files

and any additional conformance requirements.

The result of making the necessary choices means that the Application Profile can be thought of as a vertical path through the various parts of DICOM that begins with choices of information to be exchanged and ends at the physical medium. Figure 6-1 shows the relationship between the concepts used in an Application Profile and the parts of DICOM.

Provided by IHS
No reproduction or networking permitted without license from IHS
Not for Resale

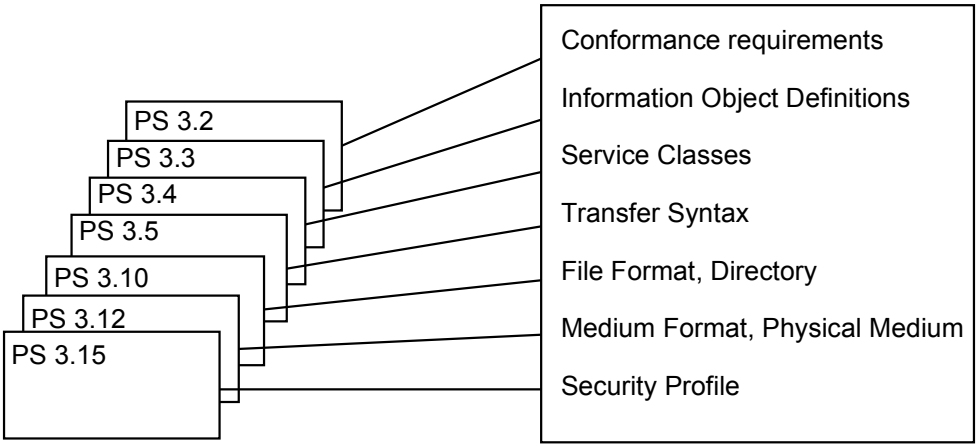

Figure 6-1
RELATIONSHIP BETWEEN AN APPLICATION PROFILE AND PARTS OF DICOM

An Application Profile is organized into the following major parts:

a. The name of the Application Profile, or the list of Application Profiles grouped in a related class

b. A description of the clinical context of the Application Profile

c. The definition of the Media Storage Service Class with the device Roles for the Application Profile and associated options

d. Informative section describing the operational requirements of the Application Profile

e. Specification of the SOP Classes and associated IODs supported and the Transfer Syntaxes to be used

f. The selection of Media Format and Physical Media to be used

g. If the Directory Information Module is used, the description of the minimum subset of the Information Model required

h. Other parameters that need to be specified to ensure interoperable media interchange

i. Security parameters that select the cryptographic techniques to be used with Secure Media Storage Application Profiles

The structure of DICOM and the design of the Application Profile mechanism is such that extension to additional SOP Classes and new exchange media is straightforward.

7 Conformance requirements

Implementations may claim conformance to one or more PS 3.11 Application Profiles in a Conformance Statement as outlined in PS 3.2.

NOTE : Additional specific conformance requirements for an Application Profile may be listed in the Application Profile definition.

Provided by IHS
No reproduction or networking permitted without license from IHS
Not for Resale

8 Structure of application profile

Application Profiles specific to various clinical areas are defined in the annexes to this part. Each Annex defines an Application Profile Class related to a single area of medical practice, e.g., cardiology, or to a single functional context, e.g., image transfer to a printer system. Several specific Application Profiles may be defined in each Application Profile class, and an identification scheme is established to label each specific Application Profile.

An example of an Application Profile structure is provided in below. The section identifier "X" should be replaced by the identifier of the annex.

CLASS AND PROFILE IDENTIFICATION - SECTION X.1

Section X.1 of the Application Profile defines the class and specific Application Profiles in that class.

This section assigns an identifier to each Application Profile of the form ttt-x...x-y...y, where “ttt” indicates the type of Application Profile, "x...x" is an abbreviation of a significant term for the clinical context and "y...y" is a significant term for a distinguishing feature of the specific Application Profile. The “ttt” type term shall be one of STD, AUG, or PRI, indicating whether the Application Profile is a Standard, Augmented, or Private Application Profile respectively (see PS 3.2). Identifiers shall be written such that they may be encoded with LO (Long String) Value Representation (see PS 3.5).

Note: Conformance Statements may use the earlier prefix of APL, which is equivalent to STD. This use is deprecated and may be retired in future versions of the standard.

CLINICAL CONTEXT - SECTION X.2

Section X.2 of the Application Profile shall describe the clinical need for the interchange of medical images and related information on storage media, and its context of application. This section shall not require any specific functionality of the Application Entities exchanging information using media interchange beyond their capabilities in the roles of File-set Creator, File-set Reader, and File-set Updater.

NOTE : This Section does not, for example, place any graphical presentation or performance requirements on workstations that read DICOM interchange media. Such requirements are beyond the scope of a DICOM Media Storage Application Profile. The requirements that fall within the scope of an Application Profile are the specific functional storage media interchange capabilities associated with the defined roles.

ROLES AND SERVICE CLASS OPTIONS SECTION X.2.1

Section X.2.1 describes the Service Class Options used and the contextual application of the roles of File-set Creator, File-set Reader, and File-set Updater.

GENERAL CLASS PROFILE - SECTION X.3

Section X.3 defines characteristics of the Application Profile Class that are constant across all specific Application Profiles in the class.

SOP CLASSES AND TRANSFER SYNTAXES - SECTION X.3.1

Section X.3.1 lists the SOP Classes and Transfer Syntaxes common to all specific Application Profiles in the class, if any. This section specifies which SOP Classes are mandatory and optional for the roles of FSC, FSR, and FSU, including any required groupings or SOP options.

Provided by IHS
No reproduction or networking permitted without license from IHS
Not for Resale

PHYSICAL MEDIA AND MEDIA FORMATS - SECTION X.3.2

Section X.3.2 defines the physical media and corresponding media formats common to all specific Application Profiles in the class, if any.

This section also specifies any file service functionality beyond the DICOM File Service required by the clinical application to be supplied by the Media Format Layer.

DIRECTORY INFORMATION IN DICOMDIR - SECTION X.3.3

Section X.3.3 specifies the type of Directory Records that shall be supported and any additional associated keys. It also defines any extensions to or specializations of the Basic Directory Information Object Definition, if any.

OTHER PARAMETERS - SECTION X.3.4

Section X.3.4 is optional; if present, it should define any other parameters common to all specific Application Profiles in the class, which may need to be specified in order to ensure interoperable media interchange.

SPECIFIC APPLICATION PROFILES - SECTION X.4 AND FOLLOWING

Sections X.4.and following, each define the unique characteristics of a specific Application Profile. If there are any Application Profile specific changes to IODs, Transfer Syntax, DICOMDIR, or other general class requirements, they should be described for each Application Profile that specifies such changes.

SECURITY PARAMETERS - SECTION X.3.5

Section X.3.5 is optional; if absent, the Application Profile is unsecure and the Secure DICOM File Format shall not be used for any DICOM File in the File-set.

If present, this section defines the Media Storage Security Profile to be used for encapsulating *all* DICOM Files in the File-set, including the DICOM Directory. If this section is present, the Application Profile is called *Secure Media Storage Application Profile*.

--`,,```,,,,````-`-`,,`,,`,`,,`---

Provided by IHS
No reproduction or networking permitted without license from IHS Not for Resale

Annex A Basic Cardiac X-ray Angiographic Application Profile (Normative)

A.1 CLASS AND PROFILE IDENTIFICATION

This Annex defines an Application Profile Class for Basic Cardiac X-ray Angiographic clinical applications.

The identifier for this class shall be STD-XABC. This annex is concerned only with cardiac

angiography.

The specific Application Profile in this class is shown in the Table A.1-1.

NOTE: This table contains only a single Application Profile. It is expected that additional Application Profiles may be added to PS 3.11.

Table A.1-1
BASIC CARDIAC XA PROFILE

Application Profile	Identifier	Description
Basic Cardiac X-Ray Angiographic Studies on CD-R Media	STD-XABC-CD	It handles single frame or multi-frame digital images up to 512x512x8 bits; biplane acquisitions are encoded as two single plane information objects.

A.2 CLINICAL CONTEXT

This Application Profile Class facilitates the interchange of primary digital X-ray cine runs, typically acquired as part of cardiac catheterization procedures. Typical media interchanges would be from in-lab acquisition equipment to either a display workstation or to a data archive system, or between a display workstation and a data archive system (in both directions). This context is shown in figure A.2-1 below.

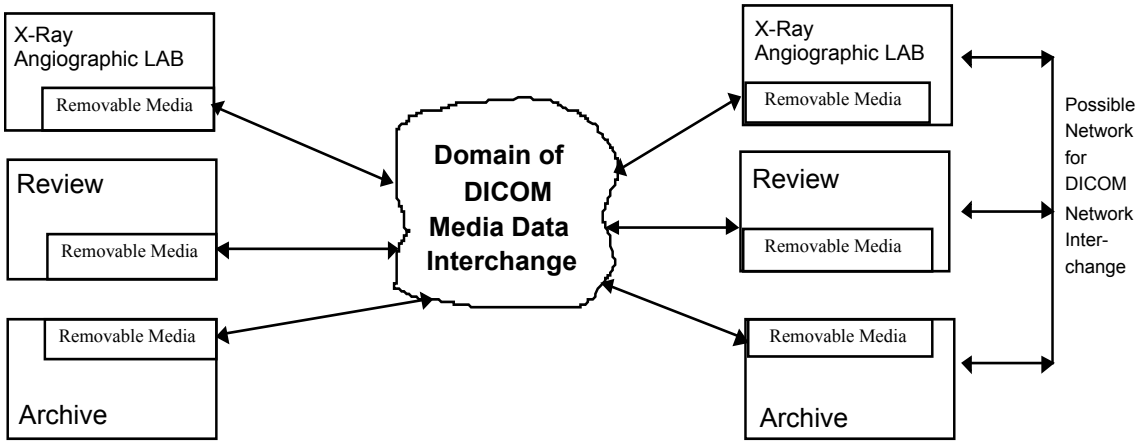

Figure A.2-1
CLINICAL CONTEXT DIAGRAM

Provided by IHS
No reproduction or networking permitted without license from IHS
Not for Resale

The operational use of media interchange is potentially both intra-institutional and inter-institutional.

A.2.1 Roles and service class options

This Application Profile Class uses the Media Storage Service Class defined in PS 3.4 with the Interchange Option.

The Application Entity shall support one or more of the roles of File-set Creator, File-set Reader, and File-set Updater, defined in PS 3.10.

A.2.1.1 FILE SET CREATOR

The Application entity acting as a File-Set Creator generates a File Set under the STD-XABC Application Profile Class. Typical entities using this role would include X-ray angiographic lab equipment, and archive systems that generate a patient record for transfer to another institution. File Set Creators shall be able to generate the Basic Directory SOP Class in the DICOMDIR File with all types of Directory Records related to the SOP Classes stored in the File-set.

FSC shall offer the ability to either finalize the disc at the completion of the most recent write session (no additional information can be subsequently added to the disc) or to allow multi-session (additional information may be subsequently added to the disk).

NOTE : A multiple volume (a logical volume that can cross multiple physical media) is not supported by this Application Profile Class. If a set of Files, e.g., a Study, cannot be written entirely on one CD-R, the FSC will create multiple independent DICOM File-sets such that each File-set can reside on a single CD-R media controlled by its individual DICOMDIR file. The user of the FSC can opt to use written labels on the discs to indicate that there is more than one disc for this set of files (e.g., a study).

A.2.1.2 FILE SET READER

The role of File Set Reader is used by Application Entities that receive a transferred File Set. Typical entities using this role would include display workstations, and archive systems that receive a patient record transferred from another institution. File Set Readers shall be able to read all the SOP Classes defined for the specific Application Profile for which a Conformance Statement is made, using all the defined Transfer Syntaxes.

A.2.1.3 FILE SET UPDATER

The role of File Set Updater is used by Application Entities that receive a transferred File Set and update it by the addition of information. Typical entities using this role would include analytic workstations, which, for instance, may add to the File-set an information object containing a processed (e.g., edge-enhanced) image. Stations that update patient information objects would also use this role. File-set Updaters do not have to read the images. File-set Updaters shall be able to generate one or more of the SOP Instances defined for the specific Application Profile for which a conformance statement is made, and to read and update the DICOMDIR file.

FSU shall offer the ability to either finalize the disc at the completion of the most recent write session (no additional information can be subsequently added to the disc) or to allow multi-session (additional information may be subsequently added to the disk).

NOTE : If the disc has not been closed out, the File-set Updater shall be able to update information assuming there is enough space on the disc to write a new DICOMDIR file, the information, and the fundamental CD-R control structures. CD-R control structures are the structures that are inherent to the CD-R standards, see PS 3.12.

Provided by IHS
No reproduction or networking permitted without license from IHS
Not for Resale

A.3 STD-XABC-CD BASIC CARDIAC PROFILE

A.3.1 SOP classes and transfer syntaxes

This Application Profile is based on the Media Storage Service Class with the Interchange Option (see PS 3.4).

SOP Classes and corresponding Transfer Syntaxes supported by this Application Profile are specified in the Table A.3-1.

Table A.3-1
STD-XABC-CD SOP CLASSES AND TRANSFER SYNTAXES

Information Object Definition	Service Object Pair Class UID	Transfer Syntax and UID	FSC Requirement	FSR Requirement	FSU Requirement
Basic Directory	1.2.840.10008.1.3.10	Explicit VR Little Endian Uncompressed 1.2.840.10008.1.2.1	Mandatory	Mandatory	Mandatory
X-Ray Angiographic Image	1.2.840.10008.5.1.4.1.1.12.1	JPEG Lossless Process 14 (selection value 1) 1.2.840.10008.1.2.4.70	Mandatory	Mandatory	Optional

Notes: 1. This application profile does not allow the use of the X-Ray Angiographic Bi-Plane Image Object. Biplane acquisitions must therefore be transferred as two single plane SOP instances. A future Application Profile that permits X-Ray Angiographic Bi-Plane Image Object transfer is under development.

2. This Applicaton Profile includes only the XA Image SOP Instances. It does not include Standalone Curve, Modality LUT, VOI LUT, or Overlay SOP Instances.

A.3.2 Physical media and media formats

Basic Cardiac Application Profiles in the STD-XABC class require the 120 mm CD-R physical media with the ISO/IEC 9660 Media Format, as defined in PS 3.12.

A.3.3 Directory information in DICOMDIR

Conformant Application Entities shall include in the DICOMDIR File a Basic Directory IOD containing Directory Records at the Patient and subsidiary levels appropriate to the SOP Classes in the File-set.

Note: DICOMDIRs with no directory information are not allowed by this Application Profile.

A.3.3.1 ADDITIONAL KEYS

Table A.3-2 specifies the type of Directory Records that shall be supported and the additional associated keys. Refer to the Basic Directory IOD in PS 3.3.

--`,,```,,,,````-`-`,,`,,`,`,,`---

Provided by IHS
No reproduction or networking permitted without license from IHS Not for Resale

Table A.3-2
STD-XABC-CD ADDITIONAL DICOMDIR KEYS

Key Attribute	Tag	Directory Record Type	Type	Notes
Patient's Birth Date	(0010,0030)	PATIENT	2	
Patient's Sex	(0010,0040)	PATIENT	2	
Institution Name	(0008,0080)	SERIES	2	
Institution Address	(0008,0081)	SERIES	2	
Performing Physicians' Name	(0008,1050)	SERIES	2	
Icon Image Sequence	(0088,0200)	IMAGE	1	
Image Type	(0008,0008)	IMAGE	1	
Calibration Image	(0050,0004)	IMAGE	2	
Referenced Image Sequence	(0008,1140)	IMAGE	1C	Required if the SOP Instance referenced by the Directory Record has an Image Type (0008,0008) of BIPLANE A or BIPLANE B.
>Referenced SOP Class UID	(0008,1150)	IMAGE	1C	Required if Referenced Image Sequence (0008,1140) is present
>Referenced SOP Instance UID	(0008,1155)	IMAGE	1C	Required if Referenced Image Sequence (0008,1140) is present

A.3.3.2 ICON IMAGES

Directory Records of type IMAGE shall include Icon Images. The icon pixel data shall be supported with Bits Allocated (0028,0100) equal to 8 and Row (0028,0010) and Column (0028,0011) attribute values of 128.

Notes: 1. This icon size is larger than that recommended in PS 3.10 because the 64x64 icon would not be clinically useful for identifying and selecting x-ray angiographic images.

2. For multi-frame images, it is recommended that the icon image be derived from the frame identified in the Representative Frame Number attribute (0028,6010), if defined for the image SOP Instance. If the Representative Frame Number is not present, a frame approximately one-third of the way through the multi-frame image should be selected. The process to reduce a 512x512 image to a 128x128 image is beyond the scope of this standard.

A.3.4 Other parameters

This section defines other parameters common to all specific Application Profiles in the STD-XABC class that need to be specified in order to ensure interoperable media interchange.

A.3.4.1 IMAGE ATTRIBUTE VALUES

The attributes listed in Table A.3-3 used within the X-Ray Angiographic Image files shall take the values specified.

Provided by IHS
No reproduction or networking permitted without license from IHS
Not for Resale

Table A.3-3
STD-XABC-CD- REQUIRED IMAGE ATTRIBUTE VALUES

Attribute	Tag	Value
Modality	(0008,0060)	XA
Rows	(0028,0010)	512 (see below)
Columns	(0028,0011)	512 (see below)
Bits Allocated	(0028,0100)	8
Bits Stored	(0028,0101)	8

When creating or updating a File-set, Rows or Columns shall not exceed a value of 512. When reading a File-set, an FSR or FSU shall accept a value of at least 512 for Rows or Columns.

Overlay data, if present, shall be encoded in Overlay Data (60XX,3000).

A.3.4.1.1 ATTRIBUTE VALUE PRECEDENCE

Retired. See PS 3.11 2004.

Note: The retired Detached Patient Management SOP Class was previously suggested to allow patient identification and demographic information to be updated without changing the composite Image IOD files. This usage is now retired.

Provided by IHS
No reproduction or networking permitted without license from IHS
Not for Resale

Annex B (Normative) - 1024 X-ray Angiographic Application Profile

B.1 CLASS AND PROFILE IDENTIFICATION

This Annex defines a class of Application Profiles for 1024 X-ray Angiographic clinical applications. The identifier for this class shall be STD-XA1K. It is the intent of these profiles to be backward compatible with the Basic Cardiac X-ray Angiographic Application Profile (STD-XABC-CD) in PS 3.11 Annex A.

The specific Application Profiles in this class are shown in the Table B.1-1.

Table B.1-1 - 1024 X-ray Angiographic Profiles

Application Profile	Identifier	Description
1024 X-Ray Angiographic Studies on CD-R Media	STD-XA1K-CD	It handles single frame or multi-frame X-ray digital images up to 1024x1024x12 bits; biplane acquisitions are encoded as two single plane information objects. Secondary Capture images are supported.
1024 X-Ray Angiographic Studies on DVD Media	STD-XA1K-DVD	It handles single frame or multi-frame x-ray digital images up to 1024x1024x12 bits; biplane acquisitions are encoded as two single plane information objects. Secondary Capture images are supported.

B.2 CLINICAL CONTEXT

This class of Application Profiles facilitates the interchange of primary digital X-ray cine runs, typically acquired as part of angiographic procedures. Typical media interchanges would be from in-lab acquisition equipment to either a display workstation or to a data archive system, or between a display workstation and a data archive system (in both directions).

Additionally, images derived from or related to primary digital X-ray cine runs, such as quantitative analysis images, reference images, multi-modality images and screen capture images, may be interchanged via this Profile.

The operational use of the media interchange is potentially both intra-institutional and inter-institutional.

Note: An FSC conforming to the Basic 512 Cardiac Angiographic Profile and General Purpose CD-R Profile supporting the SC Image Media Storage SOP Class could, if the restrictions in this profile were observed, create images that were readable by an FSR supporting the profile. Conversely, SC Images written by an FSC conforming to this profile, would be readable by an FSR conforming to the Basic 512 Cardiac Angiographic Profile and the General Purpose CD-R Profile supporting the SC Image Media Storage SOP Class.

B.2.1 Roles and Service Class Options

This Application Profile Class uses the Media Storage Service Class defined in PS 3.4 with the Interchange Option.

The Application Entity shall support one or more of the roles of File-set Creator, File-set Reader, and File-set Updater, defined in PS 3.10.

--`,,```,,,,````-`-`,,`,,`,`,,`---

Provided by IHS
No reproduction or networking permitted without license from IHS Not for Resale

B.2.1.1 File Set Creator

The Application entity acting as a File-Set Creator generates a File Set under the STD-XA1K Application Profile Class. Typical entities using this role would include X-ray angiographic lab equipment, and archive systems that generate a patient record for transfer to another institution. File Set Creators shall be able to generate the Basic Directory SOP Class in the DICOMDIR File with all types of Directory Records related to the SOP Classes stored in the File-set.

An FSC shall offer the ability to either finalize the disc at the completion of the most recent write session (no additional information can be subsequently added to the disc) or to allow multi-session (additional information may be subsequently added to the disc). An FSC may allow packet-writing if supported by the media and file system specified in the profile.

Note: A multiple volume (a logical volume that can cross multiple physical media) is not supported by this Application Profile Class. If a set of Files, e.g., a Study, cannot be written entirely on one piece of media, the FSC will create multiple independent DICOM File-sets such that each File-set can reside on a single piece of media controlled by its individual DICOMDIR file. The user of the FSC can opt to use written labels on the discs to reflect that there is more than one disc for this set of files (e.g., a Study).

B.2.1.2 File Set Reader

The role of File Set Reader shall be used by Application Entities that receive a transferred File Set. Typical entities using this role would include display workstations, and archive systems that receive a patient record transferred from another institution. File Set Readers shall be able to read all the defined SOP Instances defined for the specific Application Profiles to which a conformance claim is made, using all the defined Transfer Syntaxes.

B.2.1.3 File Set Updater

The role of File Set Updater shall be used by Application Entities that receive a transferred File Set and update it by the addition of processed information. Typical entities using this role would include analytic workstations, which for instance may add to the File Set an information object containing a processed (e.g., edge-enhanced) image frame. Stations that update patient information objects would also use this role. File-set Updaters shall be able to read and update the DICOMDIR file. File-set Updaters do not have to read the image information object. File-set Updaters shall be able to generate one or more of the SOP Instances defined for the specific Application Profiles to which a conformance claim is made, and to read and update the DICOMDIR file.

An FSU shall offer the ability to either finalize the disc at the completion of the most recent write session (no additional information can be subsequently added to the disc) or to allow multi-session (additional information may be subsequently added to the disc).

Note: If the disc has not been finalized, the File-set Updater will be able to update information assuming there is enough space on the disc to write a new DICOMDIR file, the information, and the fundamental volume control structures. Volume control structures are the structures that are inherent to the standards of the physical volume; see PS 3.12

The FSU role is not defined for the STD-XA1K-DVD profile.

B.3 STD-XA1K APPLICATION PROFILE CLASS REQUIREMENTS

B.3.1 SOP Classes and Transfer Syntaxes

This Application Profile Class is based on the Media Storage Service Class with the Interchange Option (see PS 3.4).

SOP Classes and corresponding Transfer Syntaxes supported by this Application Profile are specified in Table B.3-1.

--`,,```,,,,````-`-`,,`,,`,`,,`---

Provided by IHS
No reproduction or networking permitted without license from IHS Not for Resale

Table B.3-1
STD-XA1K SOP Classes and Transfer Syntaxes

Information Object Definition	Service Object Pair Class UID	Transfer Syntax and UID	FSC Requirement	FSR Requirement	FSU Requirement (See Note 1)
Basic Directory	1.2.840.10008.1.3.10	Explicit VR Little Endian Uncompressed 1.2.840.10008.1.2.1	Mandatory	Mandatory	Mandatory
X-Ray Angiographic Image	1.2.840.10008.5.1.4.1.1.12.1	JPEG Lossless Process 14 (selection value 1) 1.2.840.10008.1.2.4.70	Mandatory	Mandatory	Optional
X-Ray Angiographic Image	1.2.840.10008.5.1.4.1.1.12.1	JPEG Lossy, Baseline Sequential with Huffman Coding (Process 1) 1.2.840.10008.1.2.4.50	Optional for DVD; Disallowed for CD	Mandatory for DVD; Disallowed for CD	Undefined for DVD; Disallowed for CD
X-Ray Angiographic Image	1.2.840.10008.5.1.4.1.1.12.1	JPEG Extended (Process 2 & 4): Default Transfer Syntax for Lossy JPEG 12 Bit Image Compression (Process 4 only) 1.2.840.10008.1.2.4.51	Optional for DVD; Disallowed for CD	Mandatory for DVD; Disallowed for CD	Undefined for DVD; Disallowed for CD
Secondary Capture Image Storage	1.2.840.10008.5.1.4.1.1.7	Explicit VR Little Endian Uncompressed 1.2.840.10008.1.2.1	Optional	Mandatory	Optional
Grayscale Softcopy Presentation State Storage	1.2.840.10008.5.1.4.1.1.11.1	Explicit VR Little Endian Uncompressed 1.2.840.10008.1.2.1	Optional	Optional	Optional

Notes: 1. The FSU requirement is not defined for STD-XA1K-DVD profile.

2. The Standalone Overlay, Standalone Curve and Detached Patient management SOP Classes were formerly defined in these profiles, but have been retired. The Grayscale Softcopy Presentation State Storage SOP Class has been added as the preferred mechanism for conveying annotations.

B.3.2 Physical Media And Media Formats

The 1024 X-Ray Angiographic Application CD-R Profile STD-XA1K-CD requires the 120mm CD-R physical media with the ISO/IEC 9660 Media Format, as defined in PS3.12.

The 1024 X-Ray Angiographic Application DVD profile STD-XA1K-DVD requires any of the 120 mm DVD media other than DVD-RAM as defined in PS 3.12.

B.3.3 Directory Information in DICOMDIR

Conformant Application Entities shall include in the DICOMDIR File a Basic Directory IOD containing Directory Records at the Patient and subsidiary levels appropriate to the SOP Classes in the File-set.

Note: DICOMDIRs with no directory information are not allowed by this Application Profile.

--`,,```,,,,````-`-`,,`,,`,`,,`---

Provided by IHS
No reproduction or networking permitted without license from IHS Not for Resale

B.3.3.1 Additional Keys

Table B.3-2 specifies the type of Directory Records that shall be supported and the additional associated keys. Refer to the Basic Directory IOD in PS3.3.

Table B.3-2
STD-XA1K Additional DICOMDIR Keys

Key Attribute	Tag	Directory Record Level	Type	Notes
Patient's Birth Date	(0010,0030)	PATIENT	2	
Patient's Sex	(0010,0040)	PATIENT	2	
Institution Name	(0008,0080)	SERIES	2	
Institution Address	(0008,0081)	SERIES	2	
Performing Physicians' Name	(0008,1050)	SERIES	2	
Icon Image Sequence	(0088,0200)	IMAGE	1	
Image Type	(0008,0008)	IMAGE	1C	Required if the SOP Instance referenced by the Directory Record is an XA Image.
Calibration Image	(0050,0004)	IMAGE	2	
Referenced Image Sequence	(0008,1140)	IMAGE	1C	Required if the SOP Instance referenced by the Directory Record is an XA Image and has an Image Type (0008,0008) value 3 of BIPLANE A or BIPLANE B.
>Referenced SOP Class UID	(0008,1150)	IMAGE	1C	Required if Referenced Image Sequence (0008,1140) is present
>Referenced SOP Instance UID	(0008,1155)	IMAGE	1C	Required if Referenced Image Sequence (0008,1140) is present
Lossy image Compression Ratio	(0028,2112)	IMAGE	1C	Required if present in image object with a non-zero length value.

B.3.3.2 Icon Images

Directory Records of type IMAGE shall include Icon Images. The icon pixel data shall be Bits Allocated and Bits Stored (0028,0101)attribute values of 8 with Row (0028,0010) and Column (0028,0011) attribute values of 128 and Photometric Interpretation (0028,0004) attribute value of MONOCHROME2.

Notes: 1. It is recommended that the Icon Images be encoding using VR OB encoding. The use of OW, allowed by the STD-XABC-CD Basic Cardiac profile defined in PS 3.11 Annex A, is deprecated, and may be retired in future versions of the standard.

2. This icon size is larger than that recommended in PS 3.10 because the 64x64 icon would not be clinically useful for identifying and selecting x-ray angiographic images.

--`,,```,,,,````-`-`,,`,,`,`,,`---

Provided by IHS
No reproduction or networking permitted without license from IHS
Not for Resale

3. For multi-frame images, it is recommended that the icon image be derived from the frame identified in the Representative Frame Number attribute (0028,6010), if defined for the image SOP Instance. If the Representative Frame Number is not present, a frame approximately one-third of the way through the multi-frame image should be selected. The process to reduce any image to a 128x128 image is beyond the scope of this standard.

B.3.4 Other Parameters

This section defines other parameters common to all specific Application Profiles in the STD-XA1K class which need to be specified in order to ensure interoperable media interchange.

B.3.4.1 Image Attribute Values

The attributes listed in Table B.3-3 used within the X-Ray Angiographic Image files have the specified values.

Table B.3-3
STD-XA1K Required XA Image Attribute Values

Attribute	Tag	Value
Modality	(0008,0060)	XA
Rows	(0028,0010)	up to 1024 (see below)
Columns	(0028,0011)	up to 1024 (see below)
Bits Stored	(0028,0101)	8, 10, and 12 bits only

Notes: 1. An FSC or FSU, when creating or updating a File-set, Rows or Columns will not exceed a value of 1024. When reading a File-set, an FSR or FSU will accept all values of up to 1024 for Rows or Columns.

2. Photometric Interpretation, Pixel Representation, High Bit, Bits Allocated and Samples per Pixel are defined in the XA IOD.

The attributes listed in Table B.3-4 used within the Secondary Capture Image files have the specified values.

Table B.3-4
STD-XA1K Required SC Image Attribute Values

Attribute	Tag	Value
Rows	(0028,0010)	up to 1024 (see below)
Columns	(0028,0011)	up to 1024 (see below)
Samples per Pixel	(0028,0002)	1
Photometric Interpretatation	(0028,0004)	MONOCHROME2
Bits Allocated	(0028,0100)	8 bits only
Bits Stored	(0028,0101)	8 bits only
High Bit	(0028,0102)	7
Pixel Representation	(0028,0103)	0000H (unsigned)

Notes: 1. An FSC or FSU, when creating or updating a File-set, Rows or Columns will not exceed a value of 1024. When reading a File-set, an FSR or FSU will accept all values of up to 1024 for Rows or Columns.

Provided by IHS
No reproduction or networking permitted without license from IHS
Not for Resale

2. It is recommend that Referenced Image Sequence (0008,1140) be present if the SC Image is significantally related to XA images and frames stored on the same media, and if present, it should contain references to those images and frames.

Overlay Group 60XX shall not be present in Secondary Capture Images, and Standalone Overlays shall not be referenced by or to Secondary Capture Images used in this profile.

B.3.4.2 Multiframe JPEG Format

The JPEG encoding of pixel data shall use Interchange Format (with table specification) for all frames.

B.3.4.3 Attribute Value Precedence

Retired.

Provided by IHS
No reproduction or networking permitted without license from IHS
Not for Resale

Annex C Ultrasound Application Profile (Normative)

C.1 CLASS AND PROFILE IDENTIFICATION

This Annex defines Application Profiles for Ultrasound Media Storage applications. Each Application Profile has a unique identifier used for conformance claims. Due to the variety of clinical applications of storage media in Ultrasound, a family of application profiles are described in this section to best tailor an application choice to the specific needs of the user. The identifier used to describe each profile is broken down into three parts: a prefix, mid-section, and suffix. The prefix describes the overall Application Profile Class and is common for all ultrasound application profiles. The mid section describes the specific clinical application of the profile. The suffix is used to describe the actual media choice the profile will use.

The prefix for this class of application profiles is identified with the STD-US identifier.

Note: Conformance Statements may use the earlier prefix of APL which is equivalent to STD. This use is deprecated and may be retired in future versions of the standard.

The midsection is broken down into three subclasses which describes the clinical use of the data. These classes are: Image Display (ID identifier), Spatial Calibration (SC identifier), and Combined Calibration (CC identifier). All three subclasses can be applied to either single frames (SF) images or single and multi-frames (MF) images. The SC subclass enhances the ID class by adding the requirement for region specific spatial calibration data with each IOD. The CC subclass enhances the SC subclass by requiring region specific pixel component calibration.

The suffix, xxxx, is used to describe the actual media choice used for the conformance claim. Any of the above mentioned classes can be stored onto one of eight pieces of media described in the Table C.3-3.

The specific Application Profiles are shown in the following table.

Table C.1-1
ULTRASOUND APPLICATION PROFILE IDENTIFIERS

Application Profile	Single Frame	Single & Multi-Frame
Image Display	STD-US-ID-SF-xxxx	STD-US-ID-MF-xxxx
Spatial Calibration	STD-US-SC-SF-xxxx	STD-US-SC-MF-xxxx
Combined Calibration	STD-US-CC-SF-xxxx	STD-US-CC-MF-xxxx

The ID Application Profile Classes are intended to be used for the transfer of ultrasound images for display purposes.

The SC Application Profile Classes are intended to be used for the transfer of ultrasound images with spatial calibration data for quantitative purposes (see section C.4).

The CC Application Profile Classes are intended to be used for the transfer of ultrasound images with spatial and pixel component calibration data for more advanced quantitative purposes (see section C.5).

C.2 CLINICAL CONTEXT

These classes of Application Profiles facilitate the interchange of ultrasound data on media. Typical interchanges would be between ultrasound systems, between an ultrasound system and a display

Provided by IHS
No reproduction or networking permitted without license from IHS Not for Resale

workstation, between display workstations, or between an ultrasound system and a data archive. This context is shown in Figure C.2-1.

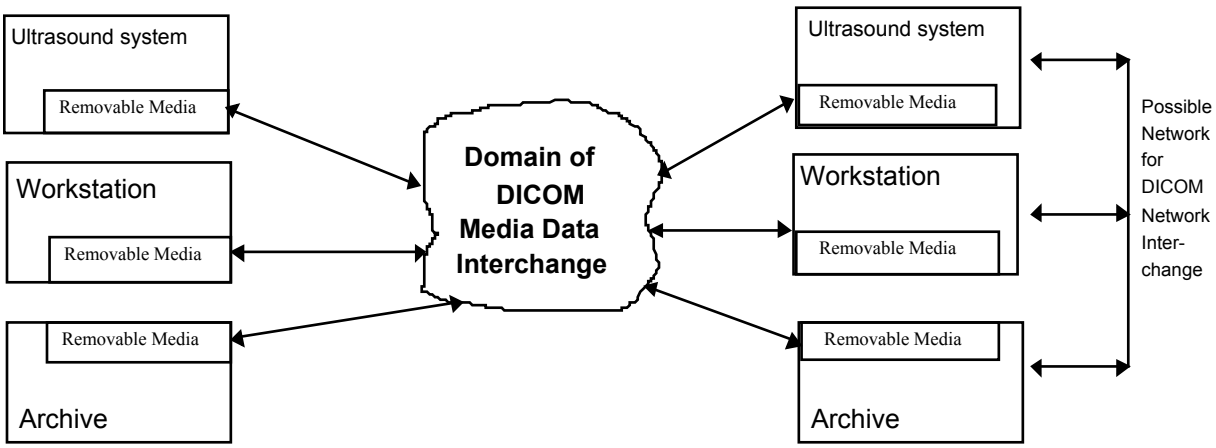

Figure C.2-1
CLINICAL CONTEXT

The operational use of the media transfer is potentially both intra-institutional and inter-institutional.

C.2.1 Roles

C.2.1.1 FILE SET CREATOR

The role of File Set Creator shall be used by Application Entities which generate a File Set under the STD-US class of Application Profiles. Typical entities using this role would include ultrasound imaging equipment, workstations, and archive systems which generate a patient record for transfer. File Set Creators shall be able to generate the DICOMDIR directory file, single and/or multi frame Ultrasound Information Object files, and depending on the subclass, region specific calibration in the defined Transfer Syntaxes.

An FSC shall offer the ability to either finalize the disc at the completion of the most recent write session (no additional information can be subsequently added to the disc) or to allow multi-session (additional information may be subsequently added to the disc) or to allow packet-writing, if supported by the media and file system specified in the profile.

C.2.1.2 FILE SET READER

The role of File Set Reader shall be used by Application Entities which receive a transferred File Set. Typical entities using this role would include ultrasound systems, display workstations, and archive systems which receive a patient record from a piece of media. File Set Readers shall be able to read the DICOMDIR directory file and all Information Objects defined for the specific Application Profiles, using the defined Transfer Syntaxes.

C.2.1.3 FILE SET UPDATER

The role of File Set Updater shall be used by Application Entities which receive a transferred File Set and updates it by the addition or deletion of objects to the media. Typical entities using this role would include ultrasound systems adding new patient records to the media and workstations which may add an information object containing a processed or modified image.

An FSU shall offer the ability to either finalize the disc at the completion of the most recent write session (no additional information can be subsequently added to the disc) or to allow multi-session (additional

Provided by IHS
No reproduction or networking permitted without license from IHS
Not for Resale

information may be subsequently added to the disc) or to allow packet-writing, if supported by the media and file system specified in the profile.

The FSU role is not defined for the STD-US-xx-xx-DVD profiles (i.e. for DVD media that is not DVD-RAM).

C.3 GENERAL CLASS PROFILE

C.3.1 Abstract and Transfer Syntaxes

Application Profiles in this class, STD-US, shall support the appropriate Information Object Definitions (IOD) and Transfer Syntaxes for the Media Storage SOP Class in the following table. In the role of FS-Updater or FS-Creator the application can choose one of the three possible transfer Syntaxes to create an IOD. In the role of FS-Reader an application shall support all transfer Syntaxes defined for the STD-US application profile.

Table C.3-1
ULTRASOUND ABSTRACT AND TRANSFER SYNTAXES

Information Object Definition	SOP Class UID	Transfer Syntax	Transfer Syntax UID
DICOM Media Storage Directory	1.2.840.10008.1.3.10	Explicit VR Little Endian Uncompressed	1.2.840.10008.1.2.1 (see PS 3.10 section 8.6)
Ultrasound Image Storage	1.2.840.10008.5.1.4.1.1.6.1	Explicit VR Little Endian Uncompressed	1.2.840.10008.1.2.1
Ultrasound Image Storage	1.2.840.10008.5.1.4.1.1.6.1	RLE Lossless Image Compression	1.2.840.10008.1.2.5
Ultrasound Image Storage	1.2.840.10008.5.1.4.1.1.6.1	JPEG Lossy, Baseline Sequential with Huffman Coding (Process 1)	1.2.840.10008.1.2.4.50
Ultrasound Multi-frame Image Storage	1.2.840.10008.5.1.4.1.1.3.1	Explicit VR Little Endian Uncompressed	1.2.840.10008.1.2.1
Ultrasound Multi-frame Image Storage	1.2.840.10008.5.1.4.1.1.3.1	RLE Lossless Image Compression	1.2.840.10008.1.2.5
Ultrasound Multi-frame Image Storage	1.2.840.10008.5.1.4.1.1.3.1	JPEG Lossy, Baseline Sequential with Huffman Coding (Process 1)	1.2.840.10008.1.2.4.50

C.3.1.1 Ultrasound Single and Multi-frame Pixel Formats Supported

The STD-US application profile requires that all ultrasound image objects only be stored using the values described in PS 3.3 US Image Module and the specializations used for the Ultrasound Single and Multi-Frame IODs.

In the role of FS-Updater or FS-Creator the application can choose any of the supported Photometric Interpretations described in PS 3.3 US Image Module to create an IOD. In the role of FS-Reader, an application shall support all Photometric Interpretations described in PS 3.3 US Image Module.

Table C.3-2 describes restrictions on the use of various Transfer Syntaxes with the supported Photometric Interpretations for both single and multi-frame images.

Provided by IHS
No reproduction or networking permitted without license from IHS
Not for Resale

Table C.3-2
DEFINED PHOTOMETRIC INTERPRETATION AND TRANSFER SYNTAX PAIRS

Photometric Interpretation Value	Transfer Syntax	Transfer Syntax UID
MONOCHROME2	Uncompressed RLE Lossless Image Compression	1.2.840.10008.1.2.1 1.2.840.10008.1.2.5
RGB	Uncompressed RLE Lossless Image Compression	1.2.840.10008.1.2.1 1.2.840.10008.1.2.5
PALETTE COLOR	Uncompressed RLE Lossless Image Compression	1.2.840.10008.1.2.1 1.2.840.10008.1.2.5
YBR_FULL	RLE Lossless Image Compression	1.2.840.10008.1.2.5
YBR_FULL_422	Uncompressed JPEG Lossy	1.2.840.10008.1.2.1 1.2.840.10008.1.2.4.50
YBR_PARTIAL_422	Uncompressed JPEG Lossy	1.2.840.10008.1.2.1 1.2.840.10008.1.2.4.50

C.3.2 Physical Media And Media Formats

An ultrasound application profile class may be supported by any one of the media described in Table C.3-3.

Table C.3-3
MEDIA CLASSES

Media	Media Classes	Media Format	PS 3.12
2.3GB 90mm MOD	MOD23-90	DOS, unpartitioned (removable media)	Annex Q
CD-R	CDR	ISO/IEC 9660	Annex F
DVD-RAM	DVD-RAM	UDF1.5	Annex J
120 mm DVD	DVD	UDF or ISO 9660	Annex P

Note: Media Classes FLOP, MOD128, MOD230, MOD540, MOD640, MOD650, MOD12 AND MOD23 were previously defined but have been retired. See PS 3.11 2004.

C.3.3 DICOMDIR

The Directory shall include Directory Records of PATIENT, STUDY, SERIES, IMAGE corresponding to the information object files in the File Set. All DICOM files in the File Set incorporating SOP Instances (Information Objects) defined for the specific Application Profile shall be referenced by Directory Records. At the image level each file contains a single ultrasound image object or a single ultrasound multi-frame image object as defined in PS 3.3 of the standard.

NOTE: For all media selected in this Application Profile Class, STD-US, the following applies as defined in PS 3.12.

All implementations should include the DICOM Media Storage Directory in the DICOMDIR file. There should only be one DICOMDIR file on a single media. The DICOMDIR file should be found in the root directory of the media. For the case of double-sided MOD media, there shall be a DICOMDIR on each side of the media.

On a single media the patient ID key at the patient level shall be unique for each patient directory record.

Provided by IHS
No reproduction or networking permitted without license from IHS
Not for Resale

C.3.3.1 Additional Keys

File Set Creators and Updaters are only required to generate mandatory elements specified in PS 3.10. At each directory record level any additional data elements can be added as keys, but is not required by File Set Readers to be able to use them as keys.

C.3.3.2 File Component IDs

Note: File Component IDs should be created using a random number filename to minimize File Component ID collisions as described in PS 3.12. The FS-Updater should check the existence of a Component ID prior to creating that ID. Should an ID collision occur, the FS-Updater should try another ID.

C.4 SPATIAL CALIBRATION (SC) CLASS REQUIREMENTS

All implementations conforming to the Application Profile Class SC shall include the US Region Calibration Module with the exception of pixel component organization data element (0018,6044) and other data elements which are conditional on that data element.

C.5 COMBINED CALIBRATION (CC) CLASS REQUIREMENTS

All implementations conforming to the Application Profile Class CC shall include the US Region Calibration Module including the pixel component organization data element (0018,6044) and other data elements which are conditional on that data element.

Provided by IHS
No reproduction or networking permitted without license from IHS
Not for Resale

Annex D (Normative) - General Purpose CD-R and DVD Interchange Profiles

D.1 PROFILE IDENTIFICATION

This Annex defines an Application Profile Class potentially inclusive of all defined Media Storage SOP Classes. This class is intended to be used for the interchange of Composite SOP Instances via CD-R and DVD-RAM media for general purpose applications.Objects from multiple modalities may be included on the same media.

A detailed list of the Media Storage SOP Classes that may be supported is defined in PS 3.4.

Table D.1-1 STD-GEN Profile

Application Profile	Identifier	Description
General Purpose CD-R Interchange	STD-GEN-CD	Handles interchange of Composite SOP Instances such as Images, Structured Reports, Presentation States and Waveforms.
General Purpose Interchange on DVD-RAM Media	STD-GEN-DVD-RAM	Handles interchange of Composite SOP Instances such as Images, Structured Reports, Presentation States and Waveforms.
General Purpose Secure CD-R Interchange	STD-GEN-SEC-CD	Handles interchange of Composite SOP Instances such as Images, Structured Reports, Presentation States and Waveforms. Offers confidentiality, integrity and, depending on the File-set creator's choice, data origin authentication.
General Purpose Secure Interchange on DVD-RAM Media	STD-GEN-SEC-DVD-RAM	Handles interchange of Composite SOP Instances such as Images, Structured Reports, Presentation States and Waveforms. Offers confidentiality, integrity and, depending on the File-set creator's choice, data origin authentication.

The identifier for this General Purpose Image Exchange profile class shall be STD-GEN.

Equipment claiming conformance to this Application Profile shall list the subset of Media Storage SOP Classes that it supports in its Conformance Statement.

Note: Since it is not required to support all Media Storage Classes the user should carefully consider the subset of supported Media Storage SOP Classes in the Conformance Statements of such equipment to establish effective object interchange.

D.2 CLINICAL CONTEXT

This Application Profile facilitates the interchange of images and related data on CD-R and DVD-RAM media. Typical interchange would be between acquisition devices, archives and workstations.

This Application Profile facilitates the creation of a multi-modality medium for image interchange, useful for clinical, patient record, teaching and research applications, within and between institutions.

Provided by IHS
No reproduction or networking permitted without license from IHS
Not for Resale

This profile is intended only for general purpose applications. It is not intended as a replacement for specific Application Profiles that may be defined for a particular clinical context. The latter may support compression transfer syntaxes, limitations on the form and content of SOP Class instances, and specific media choices that preclude the use of the General Purpose Interchange Profile.

Note: The creation of a CD or DVD-RAM is considerably more complex than the reading thereof. Therefore the clinical context for this Application profile is likely to be asymmetric, with a sophisticated File Set Creator and relatively simple File Set Readers.

D.2.1 Roles and Service Class Options

This Application Profile uses the Media Storage Service Class defined in PS3.4 with the Interchange Option.

The Application Entity shall support one or more of the roles of File Set Creator (FSC), File Set Reader (FSR), and File Set Updater (FSU), defined in PS 3.10.

D.2.1.1 File Set Creator

The role of File Set Creator shall be used by Application Entities which generate a File Set under this Image Interchange Class of Application Profiles.

File Set Creators shall be able to generate the Basic Directory SOP Class in the DICOMDIR file with all the subsidiary Directory Records related to the Image SOP Classes stored in the File Set.
The Application Entity acting as a File Set Creator generates a File Set under a STD-GEN Application Profile.

FSC shall offer the ability to either finalize the physical volume at the completion of the most recent write session (no additional information can be subsequently added to the volume) or to allow multi-session (additional information may be subsequently added to the volume) or to allow packet-writing, if supported by the media and file system specified in the profile.

Note: A multiple volume (i.e. a logical volume that can cross multiple physical media) is not supported by this class of Application profile. If a set of Files, e.g., a Study, cannot be written entirely on one physical volume (side of one piece of media), the FSC will create multiple independent DICOM File Sets such that each File Set can reside on a single physical volume (side of a single piece of media) controlled by its individual DICOMDIR file. The user of the FSC can opt to use written labels on the physical volumes to indicate that there is more than one physical volume for this set of files (e.g., a study).

D.2.1.2 File Set Reader

The role of File Set Reader shall be used by Application Entities that receive a transferred File Set under the Image Interchange Class of Application Profiles. Typical entities using this role would include image generating systems, display workstations, and archive systems that receive a patient record; e.g. transferred from another institution.

File Set Readers shall be able to read the DICOMDIR directory file and all the SOP Instance files defined for this Application Profile, for which a Conformance Statement is made, using the defined Transfer Syntax.

D.2.1.3 File Set Updater

The role of File Set Updater is used by Application Entities which receive a transferred File Set under the Image Exchange Class of Application Profiles and update it by the addition (or deletion) of images or information to (or from) the medium. Typical entities using this role would include image generating systems and workstations which process or modify images.

File Set Updaters shall be able to generate one or more of the SOP Instances defined for this Application Profile, for which a Conformance Statement is made, and to read and update the DICOMDIR file.

--`,,```,,,,````-`-`,,`,,`,`,,`---

Provided by IHS
No reproduction or networking permitted without license from IHS Not for Resale

FSU shall offer the ability to either finalize the physical volume at the completion of the most recent write session (no additional information can be subsequently added to the volume) or to allow multi-session (additional information may be subsequently added to the volume) or to allow packet-writing. if supported by the media and file system specified in the profile.

Note: If the volume has not been finalized, the File Set Updater will be able to update information assuming there is enough space on the volume to write a new DICOMDIR file, the information, and the fundamental volume control structures. Volume control structures are the structures that are inherent to the standards of the physical volume, see PS 3.12.

Provided by IHS
No reproduction or networking permitted without license from IHS
Not for Resale

D.3 STD-GEN PROFILE CLASS

D.3.1 SOP Classes and Transfer Syntaxes

This Application Profile is based on the Media Storage Service Class with the Interchange Option (see PS 3.4).

Table D.3-1
STD-GEN SOP Classes and Transfer Syntaxes

Information Object Definition	Service Object Pair Class UID	Transfer Syntax and UID	FSC Requirement	FSR Requirement	FSU Requirement
Basic Directory	1.2.840.10008.1.3.10	Explicit VR Little Endian Uncompressed 1.2.840.10008.1.2.1	Mandatory	Mandatory	Mandatory
Composite Image & Stand-alone Storage	*Refer to: PS 3.4 for SOPs UID definitions*	Explicit VR Little Endian Uncompressed 1.2.840.10008.1.2.1	Defined in Conformance Statement	Defined in Conformance Statement	Optional

The SOP Classes and corresponding Transfer Syntax supported by this Application Profile are specified in the Table D.3-1. The supported Storage SOP Class(es) shall be listed in the Conformance Statement using a table of the same form.

D.3.2 Physical Medium And Medium Format

The STD-GEN-CD and STD-GEN-SEC-CD application profiles require the 120 mm CD-R physical medium with the ISO/IEC 9660 Media Format, as defined in PS3.12.

The STD-GEN-DVD-RAM and STD-GEN-SEC-DVD-RAM application profiles require the 120 mm DVD-RAM medium, as defined in PS 3.12.

D.3.3 Directory Information in DICOMDIR

Conformant Application Entities shall include in the DICOMDIR File the Basic Directory IOD containing Directory Records at the Patient and the subsidiary Study and Series levels, appropriate to the SOP Classes in the File Set.

All DICOM files in the File Set incorporating SOP Instances defined for the specific Application Profile shall be referenced by Directory Records.

Note: DICOMDIRs with no directory information are not allowed by this Application Profile.

All implementations shall include the DICOM Media Storage Directory in the DICOMDIR file. There shall only be one DICOMDIR file per File Set. The DICOMDIR file shall be in the root directory of the medium. The Patient ID at the patient level shall be unique for each patient directory record in one File Set.

D.3.3.1 Additional Keys

File Set Creators and Updaters are required to generate the mandatory elements specified in PS 3.3.

Table D.3-2 specifies the additional associated keys. At each directory record level other additional data elements can be added, but it is not required that File Set Readers be able to use them as keys. Refer to the Basic Directory IOD in PS 3.3.

--`,,```,,,,````-`-`,,`,,`,`,,`---

Provided by IHS
No reproduction or networking permitted without license from IHS
Not for Resale

Table D.3-2
STD-GEN Additional DICOMDIR Keys

Key Attribute	Tag	Directory Record Type	Type	Notes
Image Type	(0008,0008)	IMAGE	1C	Required if present in image object.
Referenced Image Sequence	(0008,1140)	IMAGE	1C	Required if present in image object.
>Referenced SOP Class UID	(0008,1150)	IMAGE	1C	Required if Referenced Image Sequence (0008,1140) is present
>Referenced SOP Instance UID	(0008,1155)	IMAGE	1C	Required if Referenced Image Sequence (0008,1140) is present.

Note: The requirements with respect to the mandatory DICOMDIR keys in PS 3.3 imply that either these attributes are present in the Image IOD, or they are in some other way supplied by the File-set Creator. These attributes are (0010,0020) Patient ID, (0008,0020) Study Date, (0008,0030) Study Time, (0020,0010) Study ID, (0020,0011) Series Number, and (0020,0013) Image Number.

D.3.3.2 Attribute value precedence

Retired. See PS 3.11 2004.

Note: The retired Detached Patient Management SOP Class was previously suggested to allow patient identification and demographic information to be updated without changing the composite Image IOD files. This usage is now retired.

D.3.4 Other Parameters

Not applicable.

D.3.5 Security Parameters

The STD-GEN-SEC-CD and STD-GEN-SEC-DVD-RAM application profiles require that all DICOM Files in the File-set including the DICOMDIR be Secure DICOM Files encapsulated in accordance with the requirements of the Basic DICOM Media Security Profile as defined in PS 3.15.

Note: These Application Profiles do not place any consistency restrictions on the use of the Basic DICOM Media Security Profile with different DICOM Files of one File-set. For example, readers should not assume that all Files in the File-set can be decoded by the same set of recipients. Readers should also not assume that all secure Files use the same approach (hash key or digital signature) to ensure Integrity or carry the same originators' signatures.

--`,,```,,,,````-`-`,,`,,`,`,,`---

Provided by IHS
No reproduction or networking permitted without license from IHS
Not for Resale

Annex E (Normative) - CT and MR Image Application Profiles

E.1 PROFILE IDENTIFICATION

This Annex defines Application Profiles for Computed Tomography and Magnetic Resonance Imaging interchange and storage on high capacity rewriteable magneto-optical disks (MOD) and CD-R and DVD-RAM and other DVD media uncompressed and with lossless compression.

Table E.1-1 - STD-CTMR Profiles

Application Profile	Identifier	Description
CT/MR Studies on 4.1GB MOD	STD-CTMR-MOD41	Handles single frame 8, 12 or 16 bit grayscale and 8 bit palette color, uncompressed and lossless compressed images.
CT/MR Studies on CD-R	STD-CTMR-CD	Handles single frame 8, 12 or 16 bit grayscale and 8 bit palette color, uncompressed and lossless compressed images.
CT/MR Studies on DVD-RAM Media	STD-CTMR-DVD-RAM	Handles single frame 8, 12 or 16 bit grayscale and 8 bit palette color, uncompressed and lossless compressed images.
CT/MR Studies on DVD Media	STD-CTMR-DVD	Handles single frame 8, 12 or 16 bit grayscale and 8 bit palette color, uncompressed and lossless compressed images.

Note: Media Profiles STD-CTMR-MOD650, STD-CTMR-MOD12 and STD-CTMR-MOD23 were previously defined but have been retired. See PS 3.11 2004.

E.2 CLINICAL CONTEXT

These Application Profiles facilitate the interchange and storage of primary CT and MR images as well as related Secondary Capture Images with certain defined attributes, including grayscale and palette color images. CT, MR and SC images may co-exist within the same File-set.

Typical interchanges would be between acquisition devices, archives and workstations, within and between institutions.

E.2.1 Roles and Service Class Options

These Application Profiles uses the Media Storage Service Class defined in PS 3.4 with the Interchange Option.

The Application Entity shall support one or more of the roles of File-set Creator, File-set Reader, and File-set Updater, defined in PS 3.10.

Provided by IHS
No reproduction or networking permitted without license from IHS
Not for Resale

E.2.1.1 File Set Creator

The Application entity acting as a File-Set Creator generates a File Set under a STD-CTMR Application Profile. Typical entities using this role would include CT or MR equipment, and archive systems which generate a patient record for transfer to another institution. File Set Creators shall be able to generate the Basic Directory SOP Class in the DICOMDIR File with all types of Directory Records related to the SOP Classes stored in the File-set.

An FSC shall offer the ability to either finalize the disc at the completion of the most recent write session (no additional information can be subsequently added to the disc) or to allow multi-session (additional information may be subsequently added to the disc) or to allow packet-writing, if supported by the media and file system specified in the profile.

Note: A multiple volume (a logical volume that can cross multiple physical media) is not supported by this class of Application profile. If a set of Files, e.g., a Study, cannot be written entirely on one physical volume, the FSC will create multiple independent DICOM File-sets such that each File-set can reside on a single physical volume controlled by its individual DICOMDIR file. The user of the FSC can opt to use written labels on the physical volumes to indicate that there is more than one physical volume for this set of files (e.g., a study).

E.2.1.2 File Set Reader

The role of File Set Reader is used by Application Entities that receive a transferred File Set. Typical entities using this role would include display workstations, and archive systems that receive a patient record transferred from another institution. File Set Readers shall be able to read all the SOP Classes defined for the specific Application Profile for which a Conformance Statement is made, using all the defined Transfer Syntaxes.

E.2.1.3 File Set Updater

The role of File Set Updater is used by Application Entities that receive a transferred File Set and update it by the addition of information. Typical entities using this role would include analytic workstations, which, for instance, may add to the File-set an information object containing a processed image. Stations that update patient information objects would also use this role. File-set Updaters do not have to read the images. File-set Updaters shall be able to generate one or more of the SOP Instances defined for the specific Application Profile for which a conformance statement is made, and to read and update the DICOMDIR file.

An FSU shall offer the ability to either finalize the disc at the completion of the most recent write session (no additional information can be subsequently added to the disc) or to allow multi-session (additional information may be subsequently added to the disc) or to allow packet-writing if supported by the media and file system specified in the profile.

Note: If the volume has not been finalized, the File Set Updater will be able to update information assuming there is enough space on the volume to write a new DICOMDIR file, the information, and the fundamental volume control structures. Volume control structures are the structures that are inherent to the standards of the physical volume, see PS 3.12.

The FSU role is not defined for the STD-CTMR-DVD profile.

E.3 STD-CTMR PROFILES

E.3.1 SOP Classes and Transfer Syntaxes

These Application Profiles are based on the Media Storage Service Class with the Interchange Option (see PS 3.4).

SOP Classes and corresponding Transfer Syntaxes supported by these Application Profiles are specified in the Table E.3-1.

Provided by IHS
No reproduction or networking permitted without license from IHS
Not for Resale

Table E.3-1
STD-CTMR SOP Classes and Transfer Syntaxes

Information Object Definition	Service Object Pair Class UID	Transfer Syntax and UID	FSC Require-ment	FSR Require-ment	FSU Require-ment (See Note 1)
Basic Directory	1.2.840.10008.1.3.10	Explicit VR Little Endian Uncompressed 1.2.840.10008.1.2.1	Mandatory	Mandatory	Mandatory
CT Image	1.2.840.10008.5.1.4.1.1.2	JPEG Lossless Process 14 (selection value 1) 1.2.840.10008.1.2.4.70	Optional	Mandatory	Optional
CT Image	1.2.840.10008.5.1.4.1.1.2	Explicit VR Little Endian Uncompressed 1.2.840.10008.1.2.1	Optional	Mandatory	Optional
MR Image	1.2.840.10008.5.1.4.1.1.4	JPEG Lossless Process 14 (selection value 1) 1.2.840.10008.1.2.4.70	Optional	Mandatory	Optional
MR Image	1.2.840.10008.5.1.4.1.1.4	Explicit VR Little Endian Uncompressed 1.2.840.10008.1.2.1	Optional	Mandatory	Optional
SC Image (grayscale)	1.2.840.10008.5.1.4.1.1.7	JPEG Lossless Process 14 (selection value 1) 1.2.840.10008.1.2.4.70	Optional	Mandatory	Optional
SC Image (grayscale)	1.2.840.10008.5.1.4.1.1.7	Explicit VR Little Endian Uncompressed 1.2.840.10008.1.2.1	Optional	Mandatory	Optional
SC Image (palette color)	1.2.840.10008.5.1.4.1.1.7	JPEG Lossless Process 14 (selection value 1) 1.2.840.10008.1.2.4.70	Optional	Optional	Optional
SC Image (palette color)	1.2.840.10008.5.1.4.1.1.7	Explicit VR Little Endian Uncompressed 1.2.840.10008.1.2.1	Optional	Optional	Optional

Notes: 1. The FSU requirement is not defined for STD-CTMR-DVD profile.

2. The Detached Patient management SOP Class was formerly defined in these profiles, but has been retired.

E.3.2 Physical Medium And Medium Format

The STD-CTMR-MOD41 application profile requires the 130 mm 4.1GB R/W MOD physical medium with the PCDOS Media Format, as defined in PS 3.12.

The STD-CTMR-CD application profile requires the 120 mm CD-R physical medium with the ISO 9660 Media Format, as defined in PS 3.12.

The STD-CTMR-DVD-RAM application profile requires the 120 mm DVD-RAM medium, as defined in PS 3.12.

Provided by IHS
No reproduction or networking permitted without license from IHS
Not for Resale

The STD-CTMR-DVD application profile requires any of the 120 mm DVD media other than DVD-RAM, as defined in PS 3.12.

E.3.3 Directory Information in DICOMDIR

Conformant Application Entities shall include in the DICOMDIR File a Basic Directory IOD containing Directory Records at the Patient and subsidiary levels appropriate to the SOP Classes in the File-set. All DICOM files in the File-set incorporating SOP Instances defined for the specific Application Profile shall be referenced by Directory Records.

Note: DICOMDIRs with no directory information are not allowed by this Application Profile.

E.3.3.1 Additional Keys

File Set Creators and Updaters are required to generate the mandatory elements specified in PS 3.3, Annex F of the standard. Table E.3-2 specifies the additional associated keys. At each directory record level other additional data elements can be added, but it is not required that File Set Readers be able to use them as keys. Refer to the Basic Directory IOD in PS 3.3.

E.3.3.2 Localizer Related Attributes

Directory Records of type IMAGE shall include the mandatory attributes from the Frame of Reference and Image Plane modules, if present in the composite image object, as specified in PS3.3 and included in Table E.3-2, in order to allow the image to be referenced to a localizer image or other orthogonal image. The Rows (0028,0010) and Columns (0028,0011) attributes are required in order to facilitate annotation of such a localizer.

Note: The Frame of Reference module is specified in PS 3.3 as mandatory for the CT and MR composite information objects, but not for Secondary Capture objects.

E.3.3.3 Icon Images

Directory Records of type SERIES or IMAGE may include Icon Images. The icon pixel data shall be as specified in PS 3.3 Icon Image Key Definition, and restricted such that Photometric Interpretation (0028,0004) shall be MONOCHROME2 or PALETTE COLOR, Bits Allocated (0028,0100) and Bits Stored (0028,0101) shall be equal to 8, and Rows (0028,0010) and Columns (0028,0011) shall be equal to 64.

Provided by IHS
No reproduction or networking permitted without license from IHS
Not for Resale

E.3.4 Other Parameters

This section defines other parameters in the STD-CTMR profiles which need to be specified in order to ensure interoperable information interchange.

Table E.3-2
STD-CTMR Additional DICOMDIR Keys

Key Attribute	Tag	Record Type	Type	Notes
Referenced Image Sequence	(0008,1140)	IMAGE	1C	Required if present in image object.
>Referenced SOP Class UID	(0008,1150)	IMAGE	1C	Required if Referenced Image Sequence (0008,1140) is present.
>Referenced SOP Instance UID	(0008,1155)	IMAGE	1C	Required if Referenced Image Sequence (0008,1140) is present.
Image Position (Patient)	(0020,0032)	IMAGE	1C	Required if present in image object.
Image Orientation (Patient)	(0020,0037)	IMAGE	1C	Required if present in image object.
Frame of Reference UID	(0020,0052)	IMAGE	1C	Required if present in image object.
Rows	(0028,0010)	IMAGE	1	
Columns	(0028,0011)	IMAGE	1	
Pixel Spacing	(0028,0030)	IMAGE	1C	Required if present in image object.

Notes: 1. The Basic Directory Information Object definition in PS 3.3 defines the following attributes as Type 1 or 2: for PATIENT directory records: (0010,0010) Patient's Name; for STUDY directory records: (0008,0050) Accession Number, (0008,0020) Study Date, (0008,1030) Study Description; for SERIES directory records: (0008,0060) Modality. Hence these are not redefined here.

2. The Basic Directory Information Object definition in PS 3.3 allows for the optional inclusion of Icon Images at the IMAGE or SERIES level. These remain optional for this profile, and the choice of whether or not to include Icon Images for every image or series, or in a more selective manner, is left up to the implementor. E.3.3.3 describes restrictions that apply to Icon Images that are included in this profile.

E.3.4.1 Image Attribute Values

The attributes listed in Table E.3-3 used within CT Image files, those listed in Table E.3-4 used within MR Image files, those listed in Table E.3-5 used within grayscale SC Image files, and those listed in Table E.3-6 used within color SC Image files, shall take the values specified, which are more specific than, but must be consistent with, those specified in the definition of the CT, MR and SC Image Information Object Definitions in PS 3.3.

Table E.3-3 STD-CTMR
Required Image Attribute Values for CT Images

Attribute	Tag	Value
Modality	(0008,0060)	CT

--`,,```,,,,````-`-`,,`,,`,`,,`---

Provided by IHS
No reproduction or networking permitted without license from IHS Not for Resale

Photometric Interpretation	(0028,0004)	MONOCHROME2

Table E.3-4 STD-CTMR
Required Image Attribute Values for MR Images

Attribute	Tag	Value
Modality	(0008,0060)	MR
Photometric Interpretation	(0028,0004)	MONOCHROME2
Bits Stored	(0028,0101)	8,12 to 16
High Bit	(0028,0102)	(0028,0101) Bits Stored - 1

Note: The definition of the MR Composite Image Object in PS 3.3 does not restrict (0028,0101) Bits Stored or (0028,0102) High Bit.

Table E.3-5 STD-CTMR
Required Image Attribute Values for Grayscale SC Images

Attribute	Tag	Value
Samples Per Pixel	(0028,0002)	1
Photometric Interpretation	(0028,0004)	MONOCHROME2
Bits Allocated	(0028,0100)	8 or 16
Bits Stored	(0028,0101)	(0028,0100) Bits Allocated
High Bit	(0028,0102)	(0028,0101) Bits Stored - 1

Table E.3-6 STD-CTMR
Required Image Attribute Values for Color SC Images

Attribute	Tag	Value
Samples Per Pixel	(0028,0002)	1
Photometric Interpretation	(0028,0004)	PALETTE COLOR
Bits Allocated	(0028,0100)	8
Bits Stored	(0028,0101)	8
High Bit	(0028,0102)	7

E.3.4.1.1 Attribute Value Precedence

Retired.

--`,,```,,,,````-`-`,,`,,`,`,,`---

Provided by IHS
No reproduction or networking permitted without license from IHS
Not for Resale

Annex F (Normative) - Waveform Diskette Interchange Profile

Retired. See PS 3.11 2004.

Provided by IHS
No reproduction or networking permitted without license from IHS
Not for Resale

Annex G (Normative) - General Purpose MIME Interchange Profile

G.1 PROFILE IDENTIFICATION

This Annex defines an Application Profile Class including all defined Media Storage SOP Classes. This class is intended to be used for the interchange of Composite SOP Instances via e-mail for general purpose applications.

Note: This Media Storage Application Profile Class is not intended to replace the more robust DICOM Storage Service Class.

Objects from multiple modalities may be included on the same e-mail. A detailed list of the Media Storage SOP Classes that may be supported is defined in PS 3.4.

Table G.1-1
STD-GEN-MIME Profile

Application Profile	Identifier	Description
General Purpose MIME Interchange	STD-GEN-MIME	Handles interchange of Composite SOP Instances by e-mail.

The identifier for this General Purpose MIME Interchange profile shall be STD-GEN-MIME.

Equipment claiming conformance to this Application Profile shall list the subset of Media Storage SOP Classes that it supports in its Conformance Statement.

Note: Since it is not required to support all Media Storage Classes the user should carefully consider the subset of supported Media Storage SOP Classes in the Conformance Statements of such equipment to establish effective object interchange.

G.2 CLINICAL CONTEXT

This Application Profile facilitates the interchange of images and related data through e-mail.

This profile is intended only for general purpose applications. It is not intended as a replacement for specific Application Profiles that may be defined for a particular clinical context.

Note: The present Application Profile does not include any specific mechanism regarding privacy. However it is highly recommended to use secure mechanisms (e.g. S/MIME) when using STD-GEN-MIME Application Profile over networks that are not otherwise secured.

G.2.1 ROLES AND SERVICE CLASS OPTIONS

This Application Profile uses the Media Storage Service Class defined in PS3.4 with the Interchange Option.

The Application Entity shall support one or two of the roles of File Set Creator (FSC) and File Set Reader (FSR), defined in PS 3.10. Because the exchange of e-mail does not involve storage, the role of File Set Updater (FSU) is not specified.

G.2.1.1 File Set Creator

The role of File Set Creator may be used by Application Entities which generate a File Set under this Interchange Class of Application Profiles.

--`,,```,,,,````-`-`,,`,,`,`,,`---

Provided by IHS
No reproduction or networking permitted without license from IHS Not for Resale

File Set Creators may be able to generate the Basic Directory SOP Class in the DICOMDIR file with all the subsidiary Directory Records related to the Image SOP Classes included in the File Set.

The Application Entity acting as a File Set Creator generates a File Set under the STD-GEN-MIME Application Profile.

Note: A multiple volume (i.e. a logical volume that can cross multiple media) is not supported by this class of Application profile. Because MIME is a virtual medium and since e-mail mechanisms include some way of fragmenting MIME parts to be sent through limited size e-mail, there are no needs for multiple volume.

G.2.1.2 File Set Reader

The role of File Set Reader shall be used by Application Entities which receive an exchanged File Set under the Image Interchange Class of Application Profiles.

File Set Readers may be able to read the DICOMDIR directory file and shall be able to read all the SOP Instance files defined for this Application Profile, using the Transfer Syntaxes specified in the Conformance Statement.

G.3 STD-GEN-MIME PROFILE

G.3.1 SOP Classes and Transfer Syntaxes

This Application Profile is based on the Media Storage Service Class with the Interchange Option (see PS 3.4).

Table G.3-1
STD-GEN-MIME SOP Classes and Transfer Syntaxes

Information Object Definition	Service Object Pair Class UID	Transfer Syntax and UID	FSC Require-ment	FSR Require-ment
Basic Directory	1.2.840.10008.1.3.10	Explicit VR Little Endian Uncompressed 1.2.840.10008.1.2.1	Optional	Optional
Composite Image & Stand-alone Storage	Refer to: PS 3.4 for SOPs UID definitions	Defined in Conformance Statement	Defined in Conformance Statement	Defined in Conformance Statement

The SOP Classes and corresponding Transfer Syntax supported by this Application Profile are specified in the Table G.3-1. The supported Storage SOP Class(es) and Transfers Syntax(es) shall be listed in the Conformance Statement using a table of the same form.

G.3.2 Physical Medium and Medium Format

The STD-GEN-MIME application profile requires the DICOM MIME medium as defined in PS3.12.

G.3.3 Directory Information in DICOMDIR

If the DICOMDIR is included, conformant Application Entities shall include in it the Basic Directory IOD containing Directory Records at the Patient and the subsidiary Study and Series levels, appropriate to the SOP Classes in the File Set.

All DICOM files in the File Set incorporating SOP Instances defined for the specific Application Profile shall be referenced by Directory Records.

Note: 1. DICOMDIRs with no directory information are not allowed by this Application Profile.

Provided by IHS
No reproduction or networking permitted without license from IHS
Not for Resale

2. In the DICOMDIR each object may be referenced by a referenced file ID (e.g. 000/000) which contains multiple values corresponding to a path for physical system, since the MIME organization is flat. There is no requirement that this path will be used by the receiving application to create file hierarchy.

There may only be one DICOMDIR file per File Set. The Patient ID at the patient level shall be unique for each patient directory record in one File Set.

G.3.3.1 Additional Keys

No additional keys are specified.

Provided by IHS
No reproduction or networking permitted without license from IHS
Not for Resale

Annex H (Normative) - General Purpose DVD with Compression Interchange Profiles

H.1 PROFILE IDENTIFICATION

This Annex defines an Application Profile Class potentially inclusive of all defined Media Storage SOP Classes. This class is intended to be used for the interchange of Composite SOP Instances via DVD media for general purpose applications. Objects from multiple modalities may be included on the same media. Images may be compressed with or without loss using either JPEG or JPEG 2000; all readers shall support compression.

A detailed list of the Media Storage SOP Classes that may be supported is defined in PS 3.4.

Table H.1-1 STD-GEN-DVD and STD-GEN-SEC-DVD Profiles

Application Profile	Identifier	Description
General Purpose DVD Interchange with JPEG	STD-GEN-DVD-JPEG	Handles interchange of Composite SOP Instances such as Images, Structured Reports, Presentation States and Waveforms, either uncompressed or with lossless or lossy JPEG.
General Purpose DVD Interchange with JPEG 2000	STD-GEN-DVD-J2K	Handles interchange of Composite SOP Instances such as Images, Structured Reports, Presentation States and Waveforms, either uncompressed or with lossless or lossy JPEG 2000.
General Purpose Secure DVD Interchange with JPEG	STD-GEN-SEC-DVD-JPEG	Handles interchange of Composite SOP Instances such as Images, Structured Reports, Presentation States and Waveforms, either uncompressed or with lossless or lossy JPEG. Offers confidentiality, integrity and, depending on the File-set creator's choice, data origin authentication.
General Purpose Secure DVD Interchange with JPEG 2000	STD-GEN-SEC-DVD-J2K	Handles interchange of Composite SOP Instances such as Images, Structured Reports, Presentation States and Waveforms, either uncompressed or with lossless or lossy JPEG 2000. Offers confidentiality, integrity and, depending on the File-set creator's choice, data origin authentication.

Equipment claiming conformance to this Application Profile shall list the subset of Media Storage SOP Classes that it supports in its Conformance Statement.

Note: Since it is not required to support all Media Storage Classes the user should carefully consider the subset of supported Media Storage SOP Classes in the Conformance Statements of such equipment to establish effective object interchange.

Provided by IHS
No reproduction or networking permitted without license from IHS
Not for Resale

H.2 CLINICAL CONTEXT

This Application Profile Class facilitates the interchange of images and related data on DVD media. Typical interchange would be between acquisition devices, archives and workstations.

This Application Profile Class facilitates the creation of a multi-modality medium for image interchange, useful for clinical, patient record, teaching and research applications, within and between institutions.

This profile is intended only for general purpose applications. It is not intended as a replacement for specific Application Profiles that may be defined for a particular clinical context.

Note: The creation of a DVD is considerably more complex than the reading thereof. Therefore the clinical context for this Application profile is likely to be asymmetric, with a sophisticated File Set Creator and relatively simple File Set Readers.

H.2.1 Roles and Service Class Options

This Application Profile Class uses the Media Storage Service Class defined in PS3.4 with the Interchange Option.

The Application Entity shall support one or more of the roles of File Set Creator (FSC) or File Set Reader (FSR) , defined in PS 3.10. The File Set Updater (FSU) role is not defined.

H.2.1.1 File Set Creator

The role of File Set Creator shall be used by Application Entities that generate a File Set under this Image Interchange Class of Application Profiles.

File Set Creators shall be able to generate the Basic Directory SOP Class in the DICOMDIR file with all the subsidiary Directory Records related to the Image SOP Classes stored in the File Set.
The Application Entity acting as a File Set Creator generates a File Set under a STD-GEN-DVD or STD-GEN-SEC-DVD Application Profile.

FSC shall offer the ability to either finalize the physical volume at the completion of the most recent write session (no additional information can be subsequently added to the volume) or to allow multi-session (additional information may be subsequently added to the volume). An FSC may allow packet-writing, if supported by the media and file system specified in the profile.

Note: A multiple volume (i.e. a logical volume that can cross multiple physical media) is not supported by this class of Application profile. If a set of Files, e.g., a Study, cannot be written entirely on one physical volume (side of one piece of media), the FSC will create multiple independent DICOM File Sets such that each File Set can reside on a single physical volume (side of a single piece of media) controlled by its individual DICOMDIR file. The user of the FSC can opt to use written labels on the physical volumes to indicate that there is more than one physical volume for this set of files (e.g., a study).

H.2.1.2 File Set Reader

The role of File Set Reader shall be used by Application Entities that receive a transferred File Set under the Image Interchange Class of Application Profiles. Typical entities using this role would include image generating systems, display workstations, and archive systems that receive a patient record; e.g. transferred from another institution.

File Set Readers shall be able to read the DICOMDIR directory file and all the SOP Instance files defined for this Application Profile, for which a Conformance Statement is made, using all the defined Transfer Syntaxes for the Profile.

Note: All Transfer Syntaxes defined in the profile must be supported by the FSR. It is not permissible to only support one or other of the uncompressed or the compressed Transfer Syntaxes.

Provided by IHS
No reproduction or networking permitted without license from IHS
Not for Resale

H.2.1.3 File Set Updater

The FSU role is not defined for the STD-GEN-DVD and STD-GEN-SEC-DVD profiles.

Provided by IHS
No reproduction or networking permitted without license from IHS
Not for Resale

H.3 STD-GEN-DVD AND STD-GEN-SEC-DVD PROFILE CLASSES

H.3.1 SOP Classes and Transfer Syntaxes

This Application Profile is based on the Media Storage Service Class with the Interchange Option (see PS 3.4).

Table H.3-1
STD-GEN-DVD and STD-GEN-SEC-DVD SOP Classes and Transfer Syntaxes

Information Object Definition	Service Object Pair Class UID	Transfer Syntax and UID	FSC Requirement	FSR Requirement
Basic Directory	1.2.840.10008.1.3.10	Explicit VR Little Endian Uncompressed 1.2.840.10008.1.2.1	Mandatory	Mandatory
Composite IODs for which a Media Storage SOP Class is defined in PS 3.4	*See PS 3.4*	Explicit VR Little Endian Uncompressed 1.2.840.10008.1.2.1	Defined in Conformance Statement	Mandatory for all SOP Classes defined in Conformance Statement
Composite IODs for which a Media Storage SOP Class is defined in PS 3.4	*See PS 3.4*	JPEG Lossless Process 14 (selection value 1) 1.2.840.10008.1.2.4.70	Defined in Conformance Statement	Mandatory for –JPEG profiles for all SOP Classes defined in Conformance Statement
Composite IODs for which a Media Storage SOP Class is defined in PS 3.4	*Refer to: PS 3.4*	JPEG Lossy, Baseline Sequential with Huffman Coding (Process 1) 1.2.840.10008.1.2.4.50	Defined in Conformance Statement	Mandatory for –JPEG profiles for all SOP Classes defined in Conformance Statement
Composite IODs for which a Media Storage SOP Class is defined in PS 3.4	*Refer to: PS 3.4*	JPEG Extended (Process 2 & 4): Default Transfer Syntax for Lossy JPEG 12 Bit Image Compression (Process 4 only) 1.2.840.10008.1.2.4.51	Defined in Conformance Statement	Mandatory for –JPEG profiles for all SOP Classes defined in Conformance Statement
Composite IODs for which a Media Storage SOP Class is defined in PS 3.4	*Refer to: PS 3.4*	JPEG 2000 Image Compression (Lossless Only) 1.2.840.10008.1.2.4.90	Defined in Conformance Statement	Mandatory for –J2K profiles for all SOP Classes defined in Conformance Statement
Composite IODs for which a Media Storage SOP Class is defined in PS 3.4	*Refer to: PS 3.4*	JPEG 2000 Image Compression 1.2.840.10008.1.2.4.91	Defined in Conformance Statement	Mandatory for –J2K profiles for all SOP Classes defined in

--`,,```,,,,````-`-`,,`,,`,`,,`---

Provided by IHS
No reproduction or networking permitted without license from IHS
Not for Resale

				Conformance Statement

The SOP Classes and corresponding Transfer Syntax supported by this Application Profile are specified in the Table H.3-1. The supported Storage SOP Class(es) shall be listed in the Conformance Statement using a table of the same form.

H.3.2 Physical Medium And Medium Format

The STD-GEN-DVD and STD-GEN-SEC-DVD application profiles require any of the 120 mm DVD media other than DVD-RAM, as defined in PS 3.12.

H.3.3 Directory Information in DICOMDIR

Conformant Application Entities shall include in the DICOMDIR File the Basic Directory IOD containing Directory Records at the Patient and the subsidiary Study and Series levels, appropriate to the SOP Classes in the File Set.

All DICOM files in the File Set incorporating SOP Instances defined for the specific Application Profile shall be referenced by Directory Records.

Note: DICOMDIRs with no directory information are not allowed by this Application Profile.

All implementations shall include the DICOM Media Storage Directory in the DICOMDIR file. There shall only be one DICOMDIR file per File Set. The DICOMDIR file shall be in the root directory of the medium. The Patient ID at the patient level shall be unique for each patient directory record in one File Set.

H.3.3.1 Additional Keys

File Set Creators and Updaters are required to generate the mandatory elements specified in PS 3.3.

Table H.3-2 specifies the additional associated keys. At each directory record level other additional data elements can be added, but it is not required that File Set Readers be able to use them as keys. Refer to the Basic Directory IOD in PS 3.3.

Provided by IHS
No reproduction or networking permitted without license from IHS
Not for Resale

Table H.3-2
STD-GEN-DVD and STD-GEN-SEC-DVD Additional DICOMDIR Keys

Key Attribute	Tag	Directory Record Type	Type	Notes
Patient's Birth Date	(0010,0030)	PATIENT	1C	Required if present in any objects referenced by subordinate records with a non-zero length value.
Patient's Sex	(0010,0040)	PATIENT	1C	Required if present in any objects referenced by subordinate records with a non-zero length value.
Institution Name	(0008,0080)	SERIES	1C	Required if present in any objects referenced by subordinate records with a non-zero length value.
Institution Address	(0008,0081)	SERIES	1C	Required if present in any objects referenced by subordinate records with a non-zero length value.
Performing Physicians' Name	(0008,1050)	SERIES	1C	Required if present in any objects referenced by subordinate records with a non-zero length value.
Image Type	(0008,0008)	IMAGE	1C	Required if present in image object.
Calibration Image	(0050,0004)	IMAGE	1C	Required if present in image object with a non-zero length value.
Referenced Image Sequence	(0008,1140)	IMAGE or SPECTROSCOPY	1C	Required if present in image object with one or more items, either in the top level dataset or nested within a functional group sequence of the Shared Functional Groups Sequence (5200,9229).
Lossy Image Compression Ratio	(0028,2112)	IMAGE	1C	Required if present in image object with a non-zero length value.
Rows	(0028,0010)	IMAGE or SPECTROSCOPY	1	
Columns	(0028,0011)	IMAGE or SPECTROSCOPY	1	
Frame of Reference UID	(0020,0052)	IMAGE or SPECTROSCOPY	1C	Required if present in image or spectroscopy object.
Synchronization Frame of Reference UID	(0020,0200)	IMAGE or SPECTROSCOPY	1C	Required if present in image or spectroscopy object.

Provided by IHS
No reproduction or networking permitted without license from IHS
Not for Resale

Number of Frames	(0028,0008)	IMAGE or SPECTROSCOPY	1C	Required if present in image or spectroscopy object.
Acquisition Time Synchronized	(0018,1800)	IMAGE or SPECTROSCOPY	1C	Required if present in image or spectroscopy object.
Acquisition Datetime	(0008,002A)	IMAGE or SPECTROSCOPY	1C	Required if present in image or spectroscopy object.
Image Position (Patient)	(0020,0032)	IMAGE or SPECTROSCOPY	1C	Required if present in image or spectroscopy object, either in the top level dataset or nested within a functional group sequence of the Shared Functional Groups Sequence (5200,9229).
Image Orientation (Patient)	(0020,0037)	IMAGE or SPECTROSCOPY	1C	Required if present in image or spectroscopy object, either in the top level dataset or nested within a functional group sequence of the Shared Functional Groups Sequence (5200,9229).
Pixel Spacing	(0028,0030)	IMAGE or SPECTROSCOPY	1C	Required if present in image or spectroscopy object, either in the top level dataset or nested within a functional group sequence of the Shared Functional Groups Sequence (5200,9229).

Note: The requirements with respect to the mandatory DICOMDIR keys in PS 3.3 imply that either these attributes are present in the Image IOD, or they are in some other way supplied by the File-set Creator. These attributes are (0010,0020) Patient ID, (0008,0020) Study Date, (0008,0030) Study Time, (0020,0010) Study ID, (0020,0011) Series Number, and (0020,0013) Instance Number.

H.3.4 Other Parameters

H.3.4.2 Multiframe JPEG Format

The JPEG encoding of pixel data shall use Interchange Format (with table specification) for all frames.

H.3.5 Security Parameters

The STD-GEN-SEC-DVD application profiles require that all DICOM Files in the File-set including the DICOMDIR be Secure DICOM Files encapsulated in accordance with the requirements of the Basic DICOM Media Security Profile as defined in PS 3.15.

Note: These Application Profiles do not place any consistency restrictions on the use of the Basic DICOM Media Security Profile with different DICOM Files of one File-set. For example, readers should not assume that all Files in the File-set can be decoded by the same set of recipients. Readers should also not assume that all secure Files use the same approach (hash key or digital signature) to ensure Integrity or carry the same originators' signatures.

Provided by IHS
No reproduction or networking permitted without license from IHS
Not for Resale

Annex I (Normative) - DVD MPEG2 Interchange Profiles

I.1 PROFILE IDENTIFICATION

This Annex defines an Application Profile Class for all multi-frame Media Image Storage SOP Classes compressed with MPEG2.

Table I.1-1 STD-DVD-MPEG2-MPML and STD-DVD-SEC-MPEG2-MPML Profiles

Application Profile	Identifier	Description
DVD Interchange with MPEG2 MP@ML	STD-DVD-MPEG2-MPML	Handles interchange of multi-frame images as MPEG2 MP@ML compressed video sequences.
Secure DVD Interchange with MPEG2 MP@ML	STD-DVD-SEC-MPEG2-MPML	Handles interchange of multi-frame images as MPEG2 MP@ML compressed video sequences. Offers confidentiality, integrity and, depending on the File-set creator's choice, data origin authentication.

Equipment claiming conformance to this Application Profile shall list the subset of Media Storage SOP Classes that it supports in its Conformance Statement.

I.2 CLINICAL CONTEXT

This Application Profile Class facilitates the interchange of images data on DVD media. Typical interchange would be between acquisition devices, archives and workstations.

I.2.1 Roles and Service Class Options

This Application Profile Class uses the Media Storage Service Class defined in PS3.4 with the Interchange Option.

The Application Entity shall support one or more of the roles of File Set Creator (FSC) or File Set Reader (FSR), defined in PS 3.10. The File Set Updater (FSU) role is not defined.

I.2.1.1 File Set Creator

The role of File Set Creator shall be used by Application Entities that generate a File Set under this Image Interchange Class of Application Profiles.

File Set Creators shall be able to generate the Basic Directory SOP Class in the DICOMDIR file with all the subsidiary Directory Records related to the Image SOP Classes stored in the File Set. The Application Entity acting as a File Set Creator generates a File Set under a STD-DVD-MPEG2-MPML or STD-DVD-SEC-MPEG2-MPML Application Profile.

FSC shall offer the ability to either finalize the physical volume at the completion of the most recent write session (no additional information can be subsequently added to the volume) or to allow multi-session (additional information may be subsequently added to the volume). An FSC may allow packet-writing, if supported by the media and file system specified in the profile.

Note: A multiple volume (i.e. a logical volume that can cross multiple physical media) is not supported by this class of Application profile. If a set of Files, e.g., a Study, cannot be written entirely on one physical volume (side of one piece of media), the FSC will create multiple independent DICOM File Sets such that each File Set can reside on a single physical volume (side of a single piece of media) controlled by its

Provided by IHS
No reproduction or networking permitted without license from IHS
Not for Resale

individual DICOMDIR file. The user of the FSC can opt to use written labels on the physical volumes to indicate that there is more than one physical volume for this set of files (e.g., a study).

I.2.1.2 File Set Reader

The role of File Set Reader shall be used by Application Entities that receive a transferred File Set under the Image Interchange Class of Application Profiles. Typical entities using this role would include image generating systems, display workstations, and archive systems that receive a patient record; e.g. transferred from another institution.

File Set Readers shall be able to read the DICOMDIR directory file and all the SOP Instance files defined for this Application Profile, for which a Conformance Statement is made, using all the defined Transfer Syntaxes for the Profile.

I.2.1.3 File Set Updater

The FSU role is not defined for the STD-DVD-MPEG2-MPML and STD-DVD-SEC-MPEG2-MPML profiles.

I.3 STD-DVD-MPEG2-MPML AND STD-DVD-SEC-MPEG2-MPML PROFILE CLASSES

I.3.1 SOP Classes and Transfer Syntaxes

This Application Profile is based on the Media Storage Service Class with the Interchange Option (see PS 3.4).

Table I.3-1
STD-DVD-MPEG2-MPML and STD-DVD-SEC-MPEG2-MPML SOP Classes and Transfer Syntaxes

Information Object Definition	Service Object Pair Class UID	Transfer Syntax and UID	FSC Requirement	FSR Requirement
Basic Directory	1.2.840.10008.1.3.10	Explicit VR Little Endian Uncompressed 1.2.840.10008.1.2.1	Mandatory	Mandatory
Multi-frame Composite IODs for which a Media Storage SOP Class is defined in PS 3.4	*See PS 3.4*	MPEG2 MP@ML Image Compression 1.2.840.10008.1.2.4.100	Defined in Conformance Statement	Mandatory for all SOP Classes defined in Conformance Statement

The SOP Classes and corresponding Transfer Syntax supported by this Application Profile are specified in the Table I.3-1. The supported Storage SOP Class(es) shall be listed in the Conformance Statement using a table of the same form.

I.3.2 Physical Medium And Medium Format

The STD-DVD-MPEG2-MPML and STD-DVD-SEC-MPEG2-MPML application profiles require any of the 120 mm DVD media other than DVD-RAM, as defined in PS 3.12.

I.3.3 Directory Information in DICOMDIR

Conformant Application Entities shall include in the DICOMDIR File the Basic Directory IOD containing Directory Records at the Patient and the subsidiary Study and Series levels, appropriate to the SOP Classes in the File Set.

All DICOM files in the File Set incorporating SOP Instances defined for the specific Application Profile shall be referenced by Directory Records.

Provided by IHS
No reproduction or networking permitted without license from IHS
Not for Resale

Note: DICOMDIRs with no directory information are not allowed by this Application Profile.

All implementations shall include the DICOM Media Storage Directory in the DICOMDIR file. There shall only be one DICOMDIR file per File Set. The DICOMDIR file shall be in the root directory of the medium. The Patient ID at the patient level shall be unique for each patient directory record in one File Set.

I.3.3.1 Additional Keys

File Set Creators and Updaters are required to generate the mandatory elements specified in PS 3.3.

Table I.3-2 specifies the additional associated keys. At each directory record level other additional data elements can be added, but it is not required that File Set Readers be able to use them as keys. Refer to the Basic Directory IOD in PS 3.3.

Table I.3-2
STD-DVD-MPEG2-MPML and STD-DVD-SEC-MPEG2-MPML Additional DICOMDIR Keys

Key Attribute	Tag	Directory Record Type	Type	Notes
Patient's Birth Date	(0010,0030)	PATIENT	1C	Required if present in any objects referenced by subordinate records with a non-zero length value.
Patient's Sex	(0010,0040)	PATIENT	1C	Required if present in any objects referenced by subordinate records with a non-zero length value.
Institution Name	(0008,0080)	SERIES	1C	Required if present in any objects referenced by subordinate records with a non-zero length value.
Institution Address	(0008,0081)	SERIES	1C	Required if present in any objects referenced by subordinate records with a non-zero length value.
Performing Physicians' Name	(0008,1050)	SERIES	1C	Required if present in any objects referenced by subordinate records with a non-zero length value.
Image Type	(0008,0008)	IMAGE	1C	Required if present in image object.
Lossy Image Compression Ratio	(0028,2112)	IMAGE	1C	Required if present in image object with a non-zero length value.
Rows	(0028,0010)	IMAGE	1	
Columns	(0028,0011)	IMAGE	1	

Note: The requirements with respect to the mandatory DICOMDIR keys in PS 3.3 imply that either these attributes are present in the Image IOD, or they are in some other way supplied by the File-set Creator. These attributes are (0010,0020) Patient ID, (0008,0020) Study Date, (0008,0030) Study Time, (0020,0010) Study ID, (0020,0011) Series Number, and (0020,0013) Instance Number.

--`,,```,,,,````-`-`,,`,,`,`,,`---

Provided by IHS
No reproduction or networking permitted without license from IHS Not for Resale

I.3.4 Security Parameters

The STD-DVD-SEC-MPEG2-MPML application profiles require that all DICOM Files in the File-set including the DICOMDIR be Secure DICOM Files encapsulated in accordance with the requirements of the Basic DICOM Media Security Profile as defined in PS 3.15.

Note: These Application Profiles do not place any consistency restrictions on the use of the Basic DICOM Media Security Profile with different DICOM Files of one File-set. For example, readers should not assume that all Files in the File-set can be decoded by the same set of recipients. Readers should also not assume that all secure Files use the same approach (hash key or digital signature) to ensure Integrity or carry the same originators' signatures.

I.3.5 "Dual-format" (Informative)

It is desirable that consumer DVD players (and computer software for playing conventional DVD movies) be able to play the video data that is encoded on the DICOM DVD. The MPEG2 bit stream that is "encapsulated" by the DICOM Transfer Syntax is potentially re-usable by such applications, if the appropriate UDF structure is created to share the same extent between the DICOM file and the file format and folder structure used by the consumer DVD Video format. Alternatively, the bit stream could be duplicated and both sets of files present on the same piece of media.

This profile does not require this, nor specify which approach to take. Specifically, this profile does not require that a DVD Video file and folder structure be present, though it is recommended.

--`,,```,,,,````-`-`,,`,,`,`,,`---

Provided by IHS
No reproduction or networking permitted without license from IHS Not for Resale

Annex J (Normative) - General Purpose USB and Flash Memory with Compression Interchange Profiles

J.1 PROFILE IDENTIFICATION

This Annex defines an Application Profile Class potentially inclusive of all defined Media Storage SOP Classes. This class is intended to be used for the interchange of Composite SOP Instances via USB, CF, MMC or SD media for general-purpose applications. Objects from multiple modalities may be included on the same media. Images may be compressed with or without loss using either JPEG or JPEG 2000; all readers shall support compression.

A detailed list of the Media Storage SOP Classes that may be supported is defined in PS 3.4.

Table J.1-1 STD-GEN-USB, STD-GEN-SEC-USB STD-GEN-MMC, STD-GEN-SEC-MMC, STD-GEN-CF, STD-GEN-SEC-CF, STD-GEN-SD and STD-GEN-SEC-SD Profiles

Application Profile	Identifier	Description
General Purpose USB Media Interchange with JPEG	STD-GEN-USB-JPEG	Handles interchange of Composite SOP Instances such as Images (optionally compressed with either lossless or lossy JPEG), Structured Reports, Presentation States and Waveforms.
General Purpose USB Media Interchange with JPEG-2000	STD-GEN-USB-J2K	Handles interchange of Composite SOP Instances such as Images (optionally compressed with either reversible or irreversible JPEG 2000), Structured Reports, Presentation States and Waveforms.
General Purpose Secure USB Media Interchange with JPEG	STD-GEN-SEC-USB-JPEG	Handles interchange of Composite SOP Instances such as Images (optionally compressed with either lossless or lossy JPEG), Structured Reports, Presentation States and Waveforms. Offers confidentiality, integrity and, depending on the File-set creator's choice, data origin authentication.
General Purpose Secure USB Media Interchange with JPEG-2000	STD-GEN-SEC-USB-J2K	Handles interchange of Composite SOP Instances such as Images (optionally compressed with either reversible or irreversible JPEG 2000), Structured Reports, Presentation States and Waveforms. Offers confidentiality, integrity and, depending on the File-set creator's choice, data origin authentication.
General Purpose MultiMedia Card Interchange with JPEG	STD-GEN-MMC-JPEG	Handles interchange of Composite SOP Instances such as Images (optionally compressed with either lossless or lossy JPEG), Structured Reports, Presentation States and Waveforms.
General Purpose MultiMedia Card Interchange with JPEG-	STD-GEN-MMC-J2K	Handles interchange of Composite SOP Instances such as Images (optionally

Provided by IHS
No reproduction or networking permitted without license from IHS
Not for Resale

2000		compressed with either reversible or irreversible JPEG 2000), Structured Reports, Presentation States and Waveforms.
General Purpose Secure MultiMedia Card Interchange with JPEG	STD-GEN-SEC-MMC-JPEG	Handles interchange of Composite SOP Instances such as Images (optionally compressed with either lossless or lossy JPEG), Structured Reports, Presentation States and Waveforms. Offers confidentiality, integrity and, depending on the File-set creator's choice, data origin authentication.
General Purpose Secure MultiMedia Card Interchange with JPEG-2000	STD-GEN-SEC-MMC-J2K	Handles interchange of Composite SOP Instances such as Images (optionally compressed with either reversible or irreversible JPEG 2000), Structured Reports, Presentation States and Waveforms. Offers confidentiality, integrity and, depending on the File-set creator's choice, data origin authentication.
General Purpose CompactFlash Interchange with JPEG	STD-GEN-CF-JPEG	Handles interchange of Composite SOP Instances such as Images (optionally compressed with either lossless or lossy JPEG), Structured Reports, Presentation States and Waveforms.
General Purpose CompactFlash Interchange with JPEG-2000	STD-GEN-CF-J2K	Handles interchange of Composite SOP Instances such as Images (optionally compressed with either reversible or irreversible JPEG 2000), Structured Reports, Presentation States and Waveforms.
General Purpose Secure CompactFlash Interchange with JPEG	STD-GEN-SEC-CF-JPEG	Handles interchange of Composite SOP Instances such as Images (optionally compressed with either lossless or lossy JPEG), Structured Reports, Presentation States and Waveforms. Offers confidentiality, integrity and, depending on the File-set creator's choice, data origin authentication.
General Purpose Secure CompactFlash Interchange with JPEG-2000	STD-GEN-SEC-CF-J2K	Handles interchange of Composite SOP Instances such as Images (optionally compressed with either reversible or irreversible JPEG 2000), Structured Reports, Presentation States and Waveforms. Offers confidentiality, integrity and, depending on the File-set creator's choice, data origin authentication.
General Purpose Digital Card Interchange with JPEG	STD-GEN-SD-JPEG	Handles interchange of Composite SOP Instances such as Images (optionally compressed with either lossless or lossy JPEG), Structured Reports, Presentation States and Waveforms.

Provided by IHS
No reproduction or networking permitted without license from IHS
Not for Resale

General Purpose Digital Card Interchange with JPEG-2000	STD-GEN-SD-J2K	Handles interchange of Composite SOP Instances such as Images (optionally compressed with either reversible or irreversible JPEG 2000), Structured Reports, Presentation States and Waveforms.
General Purpose Secure Digital Card Interchange with JPEG	STD-GEN-SEC-SD-JPEG	Handles interchange of Composite SOP Instances such as Images (optionally compressed with either lossless or lossy JPEG), Structured Reports, Presentation States and Waveforms. Offers confidentiality, integrity and, depending on the File-set creator's choice, data origin authentication.
General Purpose Secure Digital Card Interchange with JPEG-2000	STD-GEN-SEC-SD-J2K	Handles interchange of Composite SOP Instances such as Images (optionally compressed with either reversible or irreversible JPEG 2000), Structured Reports, Presentation States and Waveforms. Offers confidentiality, integrity and, depending on the File-set creator's choice, data origin authentication.

Equipment claiming conformance to this Application Profile shall list the subset of Media Storage SOP Classes that it supports in its Conformance Statement.

Note: Since it is not required to support all Media Storage Classes the user should carefully consider the subset of supported Media Storage SOP Classes in the Conformance Statements of such equipment to establish effective object interchange.

J.2 CLINICAL CONTEXT

This Application Profile Class facilitates the interchange of images and related data on USB, CF, MMC or SD media. Typical interchange would be between acquisition devices, archives and workstations.

This Application Profile Class facilitates the creation of a multi-modality medium for image interchange, useful for clinical, patient record, teaching and research applications, within and between institutions.

This profile is intended only for general-purpose applications. It is not intended as a replacement for specific Application Profiles that may be defined for a particular clinical context.

J.2.1 Roles and Service Class Options

This Application Profile Class uses the Media Storage Service Class defined in PS3.4 with the Interchange Option.

The Application Entity shall support one or more of the roles of File Set Creator (FSC) or File Set Reader (FSR), or File Set Updater (FSU) defined in PS 3.10.

J.2.1.1 File Set Creator

The role of File Set Creator shall be used by Application Entities that generate a File Set under this Interchange Class of Application Profiles.

--`,,```,,,,````-`-`,,`,,`,`,,`---

Provided by IHS
No reproduction or networking permitted without license from IHS Not for Resale

File Set Creators shall be able to generate the Basic Directory SOP Class in the DICOMDIR file with all the subsidiary Directory Records related to the Image SOP Classes stored in the File Set. The Application Entity acting as a File Set Creator generates a File Set under a STD-GEN-USB, STD-GEN-SEC-USB STD-GEN-MMC, STD-GEN-SEC-MMC, STD-GEN-CF, STD-GEN-SEC-CF, STD-GEN-SD or STD-GEN-SEC-SD Application Profile.

Note: A multiple volume (i.e. a logical volume that can cross multiple physical media) is not supported by this class of Application profile. If a set of Files, e.g., a Study, cannot be written entirely on one physical volume (side of one piece of media), the FSC will create multiple independent DICOM File Sets such that each File Set can reside on a single physical volume (side of a single piece of media) controlled by its individual DICOMDIR file. The user of the FSC can opt to use written labels on the physical volumes to indicate that there is more than one physical volume for this set of files (e.g., a study).

J.2.1.2 File Set Reader

The role of File Set Reader shall be used by Application Entities that receive a transferred File Set under this Interchange Class of Application Profiles. Typical entities using this role would include image generating systems, display workstations, and archive systems that receive a patient record; e.g. transferred from another institution.

File Set Readers shall be able to read the DICOMDIR directory file and all the SOP Instance files defined for this Application Profile, for which a Conformance Statement is made, using all the defined Transfer Syntaxes for the Profile.

Note: All Transfer Syntaxes defined in the profile must be supported by the FSR. It is not permissible to only support one or other of the uncompressed or the compressed Transfer Syntaxes.

J.2.1.3 File Set Updater

The role of File Set Updater is used by Application Entities that receive a transferred File Set under this Interchange Class of Application Profiles and update it by the addition (or deletion) of images or information to (or from) the medium. Typical entities using this role would include image generating systems and workstations that process or modify images.

File Set Updaters shall be able to generate one or more of the SOP Instances defined for this Application Profile, for which a Conformance Statement is made, and to read and update the DICOMDIR file.

J.3 STD-GEN-USB, STD-GEN-SEC-USB, STD-GEN-MMC, STD-GEN-SEC-MMC, STD-GEN-CF, STD-GEN-SEC-CF, STD-GEN-SD AND STD-GEN-SEC-SD PROFILE CLASSES

J.3.1 SOP Classes and Transfer Syntaxes

This Application Profile is based on the Media Storage Service Class with the Interchange Option (see PS 3.4).

Table J.3-1
STD-GEN-USB, STD-GEN-SEC-USB, STD-GEN-MMC, STD-GEN-SEC-MMC, STD-GEN-CF, STD-GEN-SEC-CF, STD-GEN-SD and STD-GEN-SEC-SD SOP Classes and Transfer Syntaxes

Information Object Definition	Service Object Pair Class UID	Transfer Syntax and UID	FSC Requirement	FSR Requirement	FSU Requirement
Basic Directory	1.2.840.10008.1.3.10	Explicit VR Little Endian Uncompressed 1.2.840.10008.1.2.1	Mandatory	Mandatory	Mandatory
Composite IODs for which a Media Storage SOP Class is	*See PS 3.4*	Explicit VR Little Endian Uncompressed 1.2.840.10008.1.2.1	Defined in Conformance Statement	Mandatory for all SOP Classes defined in Conformance	Defined in Conformance Statement

Provided by IHS
No reproduction or networking permitted without license from IHS
Not for Resale

SOP Class is defined in PS 3.4				Conformance Statement	
Composite IODs for which a Media Storage SOP Class is defined in PS 3.4	*See PS 3.4*	JPEG Lossless Process 14 (selection value 1) 1.2.840.10008.1.2.4.70	Defined in Conformance Statement	Mandatory for JPEG profiles for all SOP Classes defined in Conformance Statement	Defined in Conformance Statement
Composite IODs for which a Media Storage SOP Class is defined in PS 3.4	*See PS 3.4*	JPEG Lossy, Baseline Sequential with Huffman Coding (Process 1) 1.2.840.10008.1.2.4.50	Defined in Conformance Statement	Mandatory for JPEG profiles for all SOP Classes defined in Conformance Statement	Defined in Conformance Statement
Composite IODs for which a Media Storage SOP Class is defined in PS 3.4	*See PS 3.4*	JPEG Extended (Process 2 & 4): Default Transfer Syntax for Lossy JPEG 12 Bit Image Compression (Process 4 only) 1.2.840.10008.1.2.4.51	Defined in Conformance Statement	Mandatory for JPEG profiles for all SOP Classes defined in Conformance Statement	Defined in Conformance Statement
Composite IODs for which a Media Storage SOP Class is defined in PS 3.4	*See PS 3.4*	JPEG 2000 Image Compression (Lossless Only) 1.2.840.10008.1.2.4.90	Defined in Conformance Statement	Mandatory for J2K profiles for all SOP Classes defined in Conformance Statement	Defined in Conformance Statement
Composite IODs for which a Media Storage SOP Class is defined in PS 3.4	*See PS 3.4*	JPEG 2000 Image Compression 1.2.840.10008.1.2.4.91	Defined in Conformance Statement	Mandatory for J2K profiles for all SOP Classes defined in Conformance Statement	Defined in Conformance Statement

The SOP Classes and corresponding Transfer Syntax supported by this Application Profile are specified in the Table J.3-1. The supported Storage SOP Class(es) shall be listed in the Conformance Statement using a table of the same form.

J.3.2 Physical Medium And Medium Format

The STD-GEN-USB-JPEG, STD-GEN-SEC-USB-JPEG, STD-GEN-USB-J2K and STD-GEN-SEC-USB-J2K application profiles require any of the USB Connected Removable Devices, as defined in PS 3.12.

The STD-GEN-MMC-JPEG, STD-GEN-SEC-MMC-JPEG, STD-GEN-MMC-J2K and STD-GEN-SEC-MMC-J2K application profiles require any of the MultiMedia Card Removable Devices, as defined in PS 3.12.

Provided by IHS
No reproduction or networking permitted without license from IHS
Not for Resale

The STD-GEN-CF-JPEG, STD- GEN-SEC-CF-JPEG, STD-GEN-CF-J2K and STD-GEN-SEC-CF-J2K application profiles require any of the Compact Flash Removable Devices, as defined in PS 3.12.

The STD-GEN-SD-JPEG, STD-GEN-SEC-SD-JPEG, STD-GEN-SD-J2K and STD-GEN-SEC-SD-J2K application profiles require any of the Secure Digital Card Removable Devices, as defined in PS 3.12.

J.3.3 Directory Information in DICOMDIR

Conformant Application Entities shall include in the DICOMDIR File the Basic Directory IOD containing Directory Records at the Patient and the subsidiary Study and Series levels, appropriate to the SOP Classes in the File Set.

All DICOM files in the File Set incorporating SOP Instances defined for the specific Application Profile shall be referenced by Directory Records.

Note: DICOMDIRs with no directory information are not allowed by this Application Profile.

All implementations shall include the DICOM Media Storage Directory in the DICOMDIR file. There shall only be one DICOMDIR file per File Set. The DICOMDIR file shall be in the root directory of the medium. The Patient ID at the patient level shall be unique for each patient directory record in one File Set.

J.3.3.1 Additional Keys

File Set Creators and Updaters are required to generate the mandatory elements specified in PS 3.3.

Table H.3-2 in Annex H STD-GEN-DVD and STD-GEN-SEC-DVD Additional DICOMDIR Keys specifies the additional associated keys that shall also be applicable to the profiles defined in this Annex. At each directory record level other additional data elements can be added, but it is not required that File Set Readers be able to use them as keys. Refer to the Basic Directory IOD in PS 3.3.

J.3.4 Other Parameters

J.3.4.2 Multiframe JPEG Format

The JPEG encoding of pixel data shall use Interchange Format (with table specification) for all frames.

J.3.5 Security Parameters

The STD-GEN-SEC-USB-JPEG, STD-GEN-SEC-MMC-JPEG, STD-GEN-SEC-CF-JPEG, STD-GEN-SEC-SD-JPEG, STD-GEN-SEC-USB-J2K, STD-GEN-SEC-MMC-J2K, STD-GEN-SEC-CF-J2K and STD-GEN-SEC-SD-J2K application profiles require that all DICOM Files in the File-set including the DICOMDIR be Secure DICOM Files encapsulated in accordance with the requirements of the Basic DICOM Media Security Profile as defined in PS 3.15.

Note: These Application Profiles do not place any consistency restrictions on the use of the Basic DICOM Media Security Profile with different DICOM Files of one File-set. For example, readers should not assume that all Files in the File-set can be decoded by the same set of recipients. Readers should also not assume that all secure Files use the same approach (hash key or digital signature) to ensure Integrity or carry the same originators' signatures.

Provided by IHS
No reproduction or networking permitted without license from IHS
Not for Resale

Annex K Dental Application Profile (Normative)

K.1 CLASS AND PROFILE IDENTIFICATION

This Annex defines Application Profiles for Dental Media Storage applications.

Table K.1-1
DENTAL APPLICATION PROFILE IDENTIFIERS

Application Profile	Identifier	Description
Dental Radiograph Interchange	STD-DEN-CD	Interchange of dental radiographic images on CD

Provided by IHS
No reproduction or networking permitted without license from IHS
Not for Resale

K.2 CLINICAL CONTEXT

This Application Profile facilitates the interchange of dental data on media. Typical interchanges would be between dental systems, between a dental system and a display workstation, between display workstations, or between a dental system and a data archive. This context is shown in Figure K.2-1.

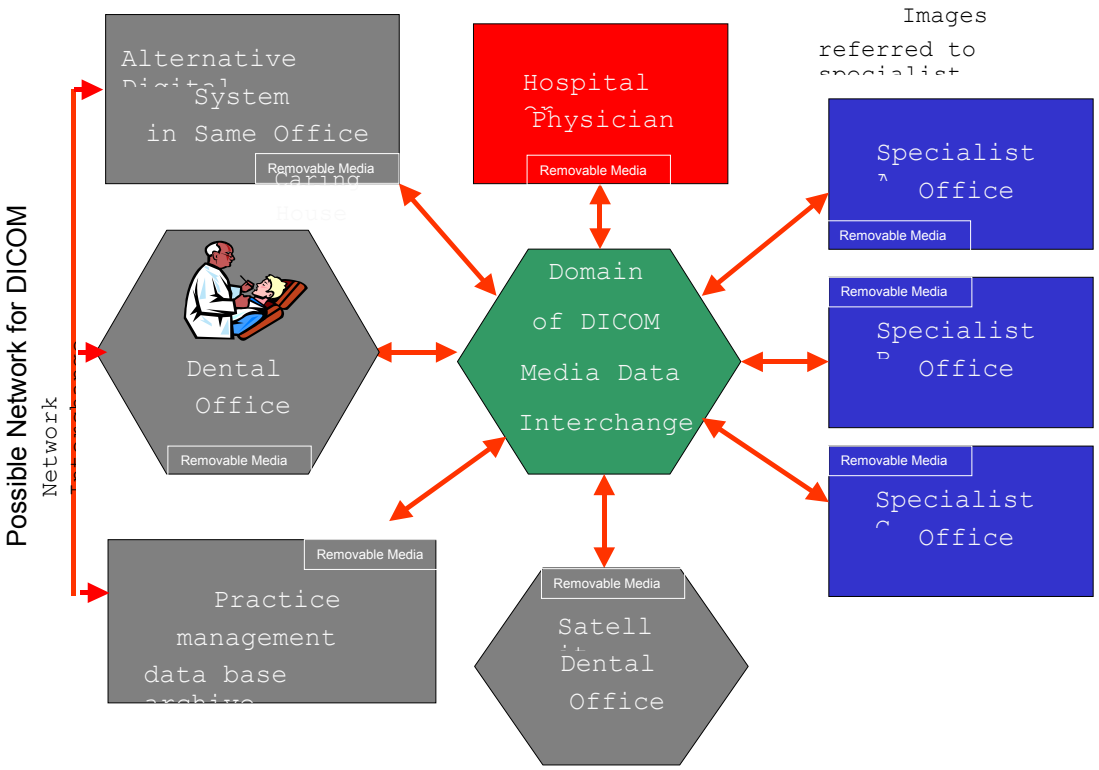

Figure K.2-1
CLINICAL CONTEXT

The operational use of the media transfer is potentially between private practitioners and an institution, intra-institutional and inter-institutional.

K.2.1 Roles

K.2.1.1 FILE SET CREATOR

The role of File Set Creator shall be used by Application Entities that generate a File Set under the STD-DEN-CD Application Profile. Typical entities using this role would include dental imaging equipment, workstations, and archive systems that generate a patient record for transfer. File Set Creators shall be able to generate the Basic Directory SOP Class Instance in the DICOMDIR file and Digital Intra-oral X-Ray and Digital X-Ray Image Storage SOP Class Instances in the File Set.

Provided by IHS
No reproduction or networking permitted without license from IHS
Not for Resale

An FSC shall offer the ability to either finalize the disc at the completion of the most recent write session (no additional information can be subsequently added to the disc) or to allow multi-session (additional information may be subsequently added to the disc).

Note: A multiple volume (a logical volume that can cross multiple physical media) is not supported by this Application Profile Class. If a set of Files, e.g., a Study, cannot be written entirely on one CD-R, the FSC will create multiple independent DICOM File-sets such that each File-set can reside on a single CD-R media controlled by its individual DICOMDIR file. The user of the FSC can opt to use written labels on the discs to indicate that there is more than one disc for this set of files (e.g., a study).

K.2.1.2 FILE SET READER

The role of File Set Reader shall be used by Application Entities that receive a transferred File Set. Typical entities using this role would include dental systems, display workstations, and archive systems that receive a patient record from a piece of media. File Set Readers shall be able to read the DICOMDIR directory file and all SOP Class Instances defined for this Application Profile, using the defined Transfer Syntaxes.

K.2.1.3 FILE SET UPDATER

The role of File Set Updater is not supported by this profile.

K.3 GENERAL CLASS PROFILE

K.3.1 SOP Classes and Transfer Syntaxes

The Application Profile STD-DEN-CD shall support the SOP Classes and Transfer Syntaxes in the following table.

Table K.3-1
DENTAL ABSTRACT AND TRANSFER SYNTAXES

Information Object Definition	SOP Class UID	Transfer Syntax and UID	FSC Requirement	FSR Requirement
Basic Directory	1.2.840.10008.1.3.10	Explicit VR Little Endian Uncompressed 1.2.840.10008.1.2.1	Mandatory	Mandatory
Digital Intra-oral X-Ray Image Storage – For Presentation	1.2.840.10008.5.1.4.1.1.1.3	Explicit VR Little Endian Uncompressed 1.2.840.10008.1.2.1	Optional	Mandatory
Digital X-Ray Image Storage – For Presentation	1.2.840.10008.5.1.4.1.1.1.1	Explicit VR Little Endian Uncompressed 1.2.840.10008.1.2.1	Optional	Mandatory

Note: The Digital X-Ray Image Storage and Digital Intra-oral X-Ray Image Storage For Presentation SOP Classes can also be used for scanned film.

A File Set Creator (FSC) shall support at least one of the specified image storage SOP Classes.

K.3.2 Physical media and media formats

The STD-DEN-CD profile requires the 120 mm CD-R physical media with the ISO/IEC 9660 Media Format, as defined in PS 3.12.

Provided by IHS
No reproduction or networking permitted without license from IHS
Not for Resale

K.3.3 Directory information in DICOMDIR

Conformant Application Entities shall include in the DICOMDIR File the Basic Directory IOD containing Directory Records at the Patient and the subsidiary Study and Series levels, appropriate to the SOP Classes in the File Set.

All DICOM files in the File Set incorporating SOP Instances defined for the specific Application Profile shall be referenced by Directory Records.

Note: DICOMDIRs with no directory information are not allowed by this Application Profile.

All implementations shall include the DICOM Media Storage Directory in the DICOMDIR file. There shall only be one DICOMDIR file per File Set. The DICOMDIR file shall be in the root directory of the medium. The Patient ID at the patient level shall be unique for each patient directory record in one File Set.

No additional DICOMDIR keys are specified for this profile.

K.3.4 Other Parameters

K.3.4.1 IMAGE ATTRIBUTE VALUES

The Attributes listed in Table K.3-3 used within the image files shall take the values specified.

Table K.3-3
STD-DEN-CD - REQUIRED IMAGE ATTRIBUTE VALUES

Attribute	Tag	Value
Bits Allocated	(0028,0100)	If Bits Stored (0028,0101) is 8, then 8; otherwise 16.
Bits Stored	(0028,0101)	8, 10, 12 or 16

K.3.4.2 IMAGE ATTRIBUTE SPECIALIZATION

The Attributes listed in Table K.3-4 shall have their Types specialized.

Table K.3-4
STD-DEN-CD - REQUIRED IMAGE ATTRIBUTE TYPES

Attribute	Tag	Type
Institution Name	(0008,0080)	2
Manufacturer's Model Name	(0008,1090)	2
Detector ID	(0018,700A)	2
Detector Manufacturer Name	(0018,702A)	2
Detector Manufacturer's Model Name	(0018,702B)	2

Note: These Type 3 attributes of the General Equipment and DX Detector Module are specialized in order to encourage FSC's to include values for them, recognizing that there are situations in which values may be unknown.

--`,,```,,,,````-`-`,,`,,`,`,,`---

Provided by IHS
No reproduction or networking permitted without license from IHS Not for Resale

Annex L (Normative) – ZIP File over Email Interchange Profiles

L.1 PROFILE IDENTIFICATION

This Annex defines three Application Profiles for interchange of a DICOM Data Set, encapsulated in a ZIP File, through email.

Two Application Profiles support all defined Media Storage SOP Classes. These are intended to be used for the interchange of Composite SOP Instances via email for general purpose applications. Objects from multiple modalities may be included on the same email. The email may also include non-DICOM objects. One of these general profiles supports encryption of the email.

A detailed list of the Media Storage SOP Classes is defined in PS 3.4

The other application profile is specialized for dental applications and adds mandatory requirements for dental images to the general secure email profile.

The specific Application Profiles are shown in Table L.1-1:

Table L.1-1
STD-x-ZIP-MAIL Application Profiles

Application Profile	Identifier	Description
General Purpose ZIP Email	STD-GEN-ZIP-MAIL	Interchange of Composite SOP Instances by email.
General Purpose Secure ZIP Email	STD-GEN-SEC-ZIP-MAIL	Interchange of Composite SOP Instances by encrypted email.
Dental Radiograph ZIP Email	STD-DTL-SEC-ZIP-MAIL	Interchange of dental radiographic images by encrypted email

L.2 CLINICAL CONTEXT

These Application Profiles facilitate the interchange of images and related data through email.

The STD-GEN-ZIP-MAIL and STD-GEN-SEC-ZIP-MAIL profiles are intended for general purpose applications. They are not intended as a replacement for specific Application Profiles that may be defined for a particular clinical context. The STD-DTL-SEC-ZIP-MAIL profile is intended for the clinical context of the exchange of dental radiographs.

Note: It is possible to use email transport without using the encrypted secure profile. This would make sense for mailing DICOM objects that do not need protection.

L.2.1 Roles

L.2.1.1 File Set Creator

The role of File Set Creators shall be used by Application Entities that generate a File-set under any of the profiles listed in Table L.1-1. Typical entities that will use this role would include systems assigned to send images by email attachment to other systems. File Set Creators shall be able to generate the DICOMDIR directory file, and any supported DICOM Storage SOP Class Information Object files.

Provided by IHS
No reproduction or networking permitted without license from IHS
Not for Resale

L.2.1.2 File Set Reader

The role of File Set Reader shall be used by Application Entities that receive a transferred File Set. File Set Readers shall be able to read the DICOMDIR directory file and all Information Objects defined for the specific Application Profiles, using the defined Transfer Syntaxes.

L.2.1.3 File Set Updater

The role of File Set Updater is not defined for these Application Profiles.

L.3 GENERAL CLASS PROFILE

L.3.1 STD-GEN-ZIP-MAIL and STD-GEN-SEC-ZIP-MAIL Abstract and Transfer Syntaxes

Applications interchanging data under the STD-GEN-ZIP-MAIL and STD-GEN-SEC-ZIP-MAIL profiles shall support the Information Object Definitions (IOD) and Transfer Syntaxes for the Media Storage SOP Class specified in Table L.3-1.

Table L.3-1
STD-GEN-ZIP-MAIL and STD-GEN-SEC-ZIP-MAIL SOP Classes and Transfer Syntaxes

Information Object Definition	Service Object Pair Class UID	Transfer Syntax and UID	FSC Requirement	FSR Requirement
Basic Directory	1.2.840.10008.1.3.10	Explicit VR Little Endian Uncompressed 1.2.840.10008.1.2.1	Mandatory	Mandatory
Composite Image & Stand-alone Storage	Refer to: PS 3.4 for SOPs UID definitions	Defined in Conformance Statement	Defined in Conformance Statement	Defined in Conformance Statement

Equipment claiming conformance to these Application Profiles shall list the subset of Media Storage SOP Classes and transfer syntaxes that it supports in its Conformance Statement.

L.3.2 Medium Format

The STD-GEN-ZIP-MAIL and STD-GEN-SEC-ZIP-MAIL application profiles shall use the ZIP File Media interchanged using the Email Media format as defined in PS3.12. This Email media shall comply with the following requirements:

a. The content shall be identified as: `Content-Type: application/zip`
b. The attachment shall be identified as: `id="DICOM.ZIP"; name="DICOM.ZIP"`
c. The disposition shall be: `Content-Disposition: attachment; filename="DICOM.ZIP"`
d. The email shall not be compressed.
e. The subject line shall contain the phrase: `DICOM-ZIP`

Note: An additional content type, file extension and file name may be defined by the Standard in the future to accomodate a DICOM specific zip file.

L.3.3 Directory Information in DICOMDIR

The Directory shall include Directory Records of PATIENT, STUDY, SERIES, IMAGE corresponding to the information object files in the File Set. All DICOM files in the File Set incorporating SOP Instances (Information Objects) defined for the specific Application Profile shall be referenced by Directory Records.

Note: 1. DICOMDIRs with no directory information are not allowed by these Application Profiles.

Provided by IHS
No reproduction or networking permitted without license from IHS
Not for Resale

There may only be one DICOMDIR file per File Set. The Patient ID at the patient level shall be unique for each patient directory record in one File Set.

L.3.3.1 Additional Keys

No additional keys are specified.

L.3.4 Secure Transport

The Email Media interchange under the STD-GEN-SEC-ZIP-MAIL profile shall use the Secure Use of Email Transport profile specified in PS3.15.

L.4 DENTAL CLASS PROFILE

L.4.1 STD-DTL-SEC-ZIP-MAIL Abstract and Transfer Syntaxes

Applications interchanging data under the STD-DTL-SEC-ZIP-MAIL profile shall support the Information Object Definitions (IOD) and Transfer Syntaxes for the Media Storage SOP Class specified in Table L.3-2. File Set Creators for the STD-FTL-SEC-ZIP-MAIL shall support at least one of the optional IODs.

Table L.3-2
STD-DTL-SEC-ZIP-MAIL ABSTRACT AND TRANSFER SYNTAXES

Information Object Definition	SOP Class UID	Transfer Syntax and UID	FSC Requirement	FSR Requirement
Basic Directory	1.2.840.10008.1.3.10	Explicit VR Little Endian Uncompressed 1.2.840.10008.1.2.1	Mandatory	Mandatory
Digital Intra-oral X-Ray Image Storage – For Presentation	1.2.840.10008.5.1.4.1.1.1.3	Explicit VR Little Endian Uncompressed 1.2.840.10008.1.2.1	Optional	Mandatory
Digital X-Ray Image Storage – For Presentation	1.2.840.10008.5.1.4.1.1.1.1	Explicit VR Little Endian Uncompressed 1.2.840.10008.1.2.1	Optional	Mandatory

L.4.2 Medium Format

The STD-DTL-SEC-ZIP-MAIL application profile shall use the ZIP File Media interchanged using the Email Media format as defined in PS3.12. This Email media shall comply with the following requirements:

f. The content shall be identified as: `Content-Type: application/zip`
g. The attachment shall be identified as: `id="DICOM.ZIP"; name="DICOM.ZIP"`
h. The disposition shall be: `Content-Disposition: attachment; filename="DICOM.ZIP"`
i. The email shall not be compressed.
j. The subject line shall contain the phrase: `DICOM-ZIP`

Note: An additional content type, file extension and file name may be defined by the Standard in the future to accomodate a DICOM specific zip file.

L.4.3 Directory Information in DICOMDIR

The Directory shall include Directory Records of PATIENT, STUDY, SERIES, IMAGE corresponding to the information object files in the File Set. All DICOM files in the File Set incorporating SOP Instances (Information Objects) defined for the specific Application Profile shall be referenced by Directory Records.

Provided by IHS
No reproduction or networking permitted without license from IHS
Not for Resale

Note: 1. DICOMDIRs with no directory information are not allowed by these Application Profiles.

There may only be one DICOMDIR file per File Set. The Patient ID at the patient level shall be unique for each patient directory record in one File Set.

L.4.4.1 Additional Keys

No additional keys are specified.

L.4.5 Specific Image Requirements for STD-DTL-SEC-ZIP-MAIL

For Digital Intra-oral X-Ray Image and Digital X-Ray Image Instances interchanged under the STD-DTL-SEC-ZIP-MAIL profile, the Attributes listed in Table L.4-1 used within the image instances shall take the values specified.

Table L.4-1
STD-DTL-ZIP-MAIL - REQUIRED IMAGE ATTRIBUTE VALUES

Attribute	Tag	Value
Bits Allocated	(0028,0100)	If Bits Stored (0028,0101) is 8, then 8; otherwise 16.
Bits Stored	(0028,0101)	8, 10, 12 or 16

The Attributes listed in Table L.4-2 shall have their Types specialized.

Table L.4-2
STD-DTL-ZIP-MAIL - REQUIRED IMAGE ATTRIBUTE TYPES

Attribute	Tag	Type
Institution Name	(0008,0080)	2
Manufacturer's Model Name	(0008,1090)	2
Detector ID	(0018,700A)	2
Detector Manufacturer Name	(0018,702A)	2
Detector Manufacturer's Model Name	(0018,702B)	2

Note: These Type 3 attributes of the General Equipment and DX Detector Module are specialized in order to encourage FSC's to include values for them, recognizing that there are situations in which values may be unknown.

L.4.6 Secure Transport

The Email Media interchange under the STD-DTL-SEC-ZIP-MAIL profiles shall use the Secure Use of Email Transport profile specified in PS3.15.

Provided by IHS
No reproduction or networking permitted without license from IHS
Not for Resale

Annex M Index of Attribute Tags and UIDs (Informative)

(0008,0008)	22, 27, 39, 55, 59
(0008,0020)	39, 44, 56, 59
(0008,002A)	56
(0008,0030)	39, 56, 59
(0008,0050)	44
(0008,0060)	23, 28, 44, 45
(0008,0080)	22, 27, 55, 59, 70
(0008,0081)	22, 27, 55, 59
(0008,1030)	44
(0008,1050)	22, 27, 55, 59
(0008,1090)	70
(0008,1140)	22, 27, 39, 44, 55
(0008,1150)	22, 27, 39, 44
(0008,1155)	22, 27, 39, 44
(0010,0010)	44
(0010,0020)	39, 56, 59
(0010,0030)	22, 27, 55, 59
(0010,0040)	22, 27, 55, 59
(0018,1800)	56
(0018,6044)	34
(0018,700A)	70, 74
(0018,702A)	70
(0018,702B)	70
(0020,0010)	39, 56, 59
(0020,0011)	39, 56, 59
(0020,0013)	39, 56, 59
(0020,0032)	44, 56
(0020,0037)	44, 56
(0020,0052)	44, 55
(0020,0200)	55
(0028,0002)	28, 45
(0028,0004)	27, 28, 43, 45
(0028,0008)	56
(0028,0010)	22, 23, 27, 28, 43, 44, 55, 59
(0028,0011)	22, 23, 27, 28, 43, 44, 55, 59
(0028,0030)	44, 56
(0028,0100)	22, 23, 28, 43, 45, 70
(0028,0101)	23, 27, 28, 43, 45, 70, 74
(0028,0102)	28, 45
(0028,0103)	28
(0028,2112)	27, 55, 59
(0028,6010)	22, 28
(0050,0004)	22, 27, 55
(0088,0200)	22, 27
(5200,9229)	55, 56
1.2.840.10008.1.2.1	21, 26, 32, 33, 38, 42, 53, 58, 64, 69, 73
1.2.840.10008.1.2.4.100	58
1.2.840.10008.1.2.4.50	26, 32, 33, 65
1.2.840.10008.1.2.4.51	26, 65
1.2.840.10008.1.2.4.70	21, 26, 42, 65
1.2.840.10008.1.2.4.90	65

Provided by IHS
No reproduction or networking permitted without license from IHS
Not for Resale

1.2.840.10008.1.2.4.91 65
1.2.840.10008.1.2.5 32, 33
1.2.840.10008.1.3.10 21, 26, 32, 38, 42, 53, 58, 64, 69, 73
1.2.840.10008.5.1.4.1.1.1.1.1 69, 73
1.2.840.10008.5.1.4.1.1.1.3 69, 73
1.2.840.10008.5.1.4.1.1.11.1 26
1.2.840.10008.5.1.4.1.1.12.1 21, 26
1.2.840.10008.5.1.4.1.1.2 42
1.2.840.10008.5.1.4.1.1.3.1 32
1.2.840.10008.5.1.4.1.1.4 42
1.2.840.10008.5.1.4.1.1.6.1 32
1.2.840.10008.5.1.4.1.1.7 26, 42

--`,,```,,,,````-`-`,,`,,`,`,,`---

Provided by IHS
No reproduction or networking permitted without license from IHS
Not for Resale