PS 3.1-2003

Digital Imaging and Communications in Medicine (DICOM)

Part 1: Introduction and Overview

Published by

National Electrical Manufacturers Association
1300 N. 17th Street
Rosslyn, Virginia 22209 USA

© Copyright 2003 by the National Electrical Manufacturers Association. All rights including translation into other languages, reserved under the Universal Copyright Convention, the Berne Convention or the Protection of Literacy and Artistic Works, and the International and Pan American Copyright Conventions.

Provided by IHS
No reproduction or networking permitted without license from IHS
Not for Resale

NOTICE AND DISCLAIMER

The information in this publication was considered technically sound by the consensus of persons engaged in the development and approval of the document at the time it was developed. Consensus does not necessarily mean that there is unanimous agreement among every person participating in the development of this document.

NEMA standards and guideline publications, of which the document contained herein is one, are developed through a voluntary consensus standards development process. This process brings together volunteers and/or seeks out the views of persons who have an interest in the topic covered by this publication. While NEMA administers the process and establishes rules to promote fairness in the development of consensus, it does not write the document and it does not independently test, evaluate, or verify the accuracy or completeness of any information or the soundness of any judgments contained in its standards and guideline publications.

NEMA disclaims liability for any personal injury, property, or other damages of any nature whatsoever, whether special, indirect, consequential, or compensatory, directly or indirectly resulting from the publication, use of, application, or reliance on this document. NEMA disclaims and makes no guaranty or warranty, expressed or implied, as to the accuracy or completeness of any information published herein, and disclaims and makes no warranty that the information in this document will fulfill any of your particular purposes or needs. NEMA does not undertake to guarantee the performance of any individual manufacturer or seller's products or services by virtue of this standard or guide.

In publishing and making this document available, NEMA is not undertaking to render professional or other services for or on behalf of any person or entity, nor is NEMA undertaking to perform any duty owed by any person or entity to someone else. Anyone using this document should rely on his or her own independent judgment or, as appropriate, seek the advice of a competent professional in determining the exercise of reasonable care in any given circumstances. Information and other standards on the topic covered by this publication may be available from other sources, which the user may wish to consult for additional views or information not covered by this publication.

NEMA has no power, nor does it undertake to police or enforce compliance with the contents of this document. NEMA does not certify, test, or inspect products, designs, or installations for safety or health purposes. Any certification or other statement of compliance with any health or safety–related information in this document shall not be attributable to NEMA and is solely the responsibility of the certifier or maker of the statement.

Provided by IHS
No reproduction or networking permitted without license from IHS
Not for Resale

CONTENTS

Clause Page

NOTICE AND DISCLAIMER 2
CONTENTS 3
FOREWORD 4
INTRODUCTION 5
HISTORY 5
THE DICOM STANDARD 5
CURRENT DIRECTION 6
1 Scope and field of application 7
2 Normative references 7
3 Definitions 8
4 Symbols and abbreviations 9
5 Goals of the DICOM standard 9
6 Overview of the Content of the DICOM Standard 11
6.1 DOCUMENT STRUCTURE 11
6.2 PS 3.2: CONFORMANCE 11
6.3 PS 3.3: INFORMATION OBJECT DEFINITIONS 14
6.4 PS 3.4: SERVICE CLASS SPECIFICATIONS 15
6.5 PS 3.5: DATA STRUCTURE AND SEMANTICS 15
6.6 PS 3.6: DATA DICTIONARY 16
6.7 PS 3.7: MESSAGE EXCHANGE 16
6.8 PS 3.8: NETWORK COMMUNICATION SUPPORT FOR MESSAGE EXCHANGE 16
6.9 PS 3.9: RETIRED (FORMERLY POINT-TO-POINT COMMUNICATION SUPPORT FOR MESSAGE EXCHANGE) 17
6.10 PS 3.10 MEDIA STORAGE AND FILE FORMAT 17
6.11 PS 3.11: MEDIA STORAGE APPLICATION PROFILES 18
6.12 PS 3.12: STORAGE FUNCTIONS AND MEDIA FORMATS FOR DATA INTERCHANGE 19
6.13 PS 3.13: RETIRED (FORMERLY PRINT MANAGEMENT POINT-TO-POINT COMMUNICATION SUPPORT) 19
6.14 PS 3.14: GRAYSCALE STANDARD DISPLAY FUNCTION 20
6.15 PS 3.15: SECURITY PROFILES 20
6.16 PS 3.16: CONTENT MAPPING RESOURCE 20

Provided by IHS
No reproduction or networking permitted without license from IHS
Not for Resale

FOREWORD

ACR (the American College of Radiology) and NEMA (the National Electrical Manufacturers Association) formed a joint committee to develop a Standard for Digital Imaging and Communications in Medicine. This DICOM Standard was developed according to the NEMA Procedures.

This Standard is developed in liaison with other Standardization Organizations including CEN TC251 in Europe and JIRA in Japan, with review also by other organizations including IEEE, HL7 and ANSI in the USA.

The DICOM Standard is structured as a multi-part document using the guidelines established in the following document:

— ISO/IEC Directives, 1989 Part 3: Drafting and Presentation of International Standards.

This document is one part of the DICOM Standard which consists of the following parts:

PS 3.1: Introduction and Overview

PS 3.2: Conformance

PS 3.3: Information Object Definitions

PS 3.4: Service Class Specifications

PS 3.5: Data Structure and Encoding

PS 3.6: Data Dictionary

PS 3.7: Message Exchange

PS 3.8: Network Communication Support for Message Exchange

PS 3.9: Retired

PS 3.10: Media Storage and File Format for Data Interchange

PS 3.11: Media Storage Application Profiles

PS 3.12: Storage Functions and Media Formats for Data Interchange

PS 3.13: Retired

PS 3.14: Grayscale Standard Display Function

PS 3.15: Security Profiles

PS 3.16: Content Mapping Resource

These Parts are related but independent documents. Their development level and approval status may differ.

Provided by IHS
No reproduction or networking permitted without license from IHS Not for Resale

INTRODUCTION

HISTORY

With the introduction of computed tomography (CT) followed by other digital diagnostic imaging modalities in the 1970's, and the increasing use of computers in clinical applications, the American College of Radiology (ACR) and the National Electrical Manufacturers Association (NEMA) recognized the emerging need for a standard method for transferring images and associated information between devices manufactured by various vendors. These devices produce a variety of digital image formats.

The American College of Radiology (ACR) and the National Electrical Manufacturers Association (NEMA) formed a joint committee in 1983 to develop a standard to:

- Promote communication of digital image information, regardless of device manufacturer
- Facilitate the development and expansion of picture archiving and communication systems (PACS) that can also interface with other systems of hospital information
- Allow the creation of diagnostic information data bases that can be interrogated by a wide variety of devices distributed geographically.

ACR-NEMA Standards Publication No. 300-1985, published in 1985 was designated version 1.0. The Standard was followed by two revisions: No. 1, dated October 1986 and No. 2, dated January 1988.

ACR-NEMA Standards Publication No. 300-1988, published in 1988 was designated version 2.0. It included version 1.0, the published revisions, and additional revisions. It also included new material to provide command support for display devices, to introduce a new hierarchy scheme to identify an image, and to add data elements for increased specificity when describing an image.

These Standards Publications specified a hardware interface, a minimum set of software commands, and a consistent set of data formats.

THE DICOM STANDARD

This Standard, which is currently designated Digital Imaging and Communications in Medicine (DICOM), embodies a number of major enhancements to previous versions of the ACR-NEMA Standard:

a. It is applicable to a networked environment. The ACR-NEMA Standard was applicable in a point-to-point environment only; for operation in a networked environment a Network Interface Unit (NIU) was required. DICOM supports operation in a networked environment using the industry standard networking protocol TCP/IP.
b. It is applicable to an off-line media environment. The ACR-NEMA Standard did not specify a file format or choice of physical media or logical filesystem. DICOM supports operation in an off-line media environment using industry standard media such as CD-R and MOD and logical filesystems such as ISO 9660 and PC File System (FAT16).
c. It specifies how devices claiming conformance to the Standard react to commands and data being exchanged. The ACR-NEMA Standard was confined to the transfer of data, but DICOM specifies, through the concept of Service Classes, the semantics of commands and associated data.
d. It specifies levels of conformance. The ACR-NEMA Standard specified a minimum level of conformance. DICOM explicitly describes how an implementor must structure a Conformance Statement to select specific options.

Provided by IHS
No reproduction or networking permitted without license from IHS
Not for Resale

e. It is structured as a multi-part document. This facilitates evolution of the Standard in a rapidly evolving environment by simplifying the addition of new features. ISO directives which define how to structure multi-part documents have been followed in the construction of the DICOM Standard.

f. It introduces explicit Information Objects not only for images and graphics but also for waveforms, reports, printing, etc.

g. It specifies an established technique for uniquely identifying any Information Object. This facilitates unambiguous definitions of relationships between Information Objects as they are acted upon across the network.

CURRENT DIRECTION

The DICOM Standard is an evolving standard and it is maintained in accordance with the Procedures of the DICOM Standards Committee. Proposals for enhancements are forthcoming from the DICOM Committee member organizations based on input from users of the Standard. These proposals are considered for inclusion in future editions of the Standard. A requirement in updating the Standard is to maintain effective compatibility with previous editions.

Provided by IHS
No reproduction or networking permitted without license from IHS
Not for Resale

1 Scope and field of application

PS 3.1 provides an overview of the entire Digital Imaging and Communications in Medicine (DICOM) Standard. It describes the history, scope, goals, and structure of the Standard. In particular, it contains a brief description of the contents of each part of the Standard.

The DICOM Standard facilitates interoperability of medical imaging equipment by specifying:

- For network communications, a set of protocols to be followed by devices claiming conformance to the Standard.
- The syntax and semantics of Commands and associated information which can be exchanged using these protocols.
- For media communication, a set of media storage services to be followed by devices claiming conformance to the Standard, as well as a File Format and a medical directory structure to facilitate access to the images and related information stored on interchange media.
- Information that must be supplied with an implementation for which conformance to the Standard is claimed.

The DICOM Standard does not specify:

- The implementation details of any features of the Standard on a device claiming conformance.
- The overall set of features and functions to be expected from a system implemented by integrating a group of devices each claiming DICOM conformance.
- A testing/validation procedure to assess an implementation's conformance to the Standard.

The DICOM Standard pertains to the field of Medical Informatics. Within that field, it addresses the exchange of digital information between medical imaging equipment and other systems. Because such equipment may interoperate with other medical devices, the scope of this Standard needs to overlap with other areas of medical informatics. However, the DICOM Standard does not address the breadth of this field.

2 Normative references

ISO/IEC Directives, 1989 Part 3 - Drafting and presentation of International Standards.

ACR-NEMA 300-1988 Digital Imaging and Communications

ISO 8822, Information Processing Systems - Open Systems Interconnection - Connection Oriented Presentation Service Definition.

ISO 8649, Information Processing Systems - Open Systems Interconnection - Service Definition for the Association Control Service Element.

--`,,`,,`-`-`,,`,,`,`,,`---

Provided by IHS
No reproduction or networking permitted without license from IHS Not for Resale

3 Definitions

Attribute: A property of an Information Object. An Attribute has a name and a value which are independent of any encoding scheme.

Command: A request to operate on information across a network.

Command Element: An encoding of a parameter of a command which conveys this parameter's value.

Command Stream: The result of encoding a set of DICOM Command Elements using the DICOM encoding scheme.

Conformance Statement: A formal statement that describes a specific product implementation that uses the DICOM Standard. It specifies the Service Classes, Information Objects, and Communication Protocols supported by the implementation.

Data Dictionary: A registry of DICOM Data Elements which assigns a unique tag, a name, value characteristics, and semantics to each Data Element.

Data Element: A unit of information as defined by a single entry in the data dictionary.

Data Set: Exchanged information consisting of a structured set of Attributes. The value of each Attribute in a Data Set is expressed as a Data Element.

Data Stream: The result of encoding a Data Set using the DICOM encoding scheme (Data Element Numbers and representations as specified by the Data Dictionary).

Information Object: An abstraction of a real information entity (e.g., CT Image, Structured Report, etc.) which is acted upon by one or more DICOM Commands.

Note: This term is primarily used in PS 3.1, with a few references in PS 3.3. It is an informal term corresponding to a formal term that is introduced in PS 3.3. In all other parts of the DICOM Standard this formal term is known as an Information Object Definition.

Information Object Class: A formal description of an Information Object which includes a description of its purpose and the Attributes it posseses. It does not include values for these attributes.

Note: This term is only used in PS 3.1. It is an informal term corresponding to a formal term that is introduced in PS 3.4. This formal term is known as a Service-Object Pair Class or more commonly as a SOP Class.

Information Object Instance: A representation of an occurance of an real-world entity, which includes values for the Attributes of the Information Object Class to which the entity belongs.

Note: This term is only used in PS 3.1. It is an informal term corresponding to a formal term that is introduced in PS 3.4. This formal term is known as a Service-Object Pair Instance or more commonly as a SOP Instance.

Message: A data unit of the Message Exchange Protocol exchanged between two cooperating DICOM Applications. A Message is composed of a Command Stream followed by an optional Data Stream.

Service Class: A structured description of a service which is supported by cooperating DICOM Applications using specific DICOM Commands acting on a specific class of Information Object.

--`,,`,`,-`-`,,`,,`,`,,`---

Provided by IHS
No reproduction or networking permitted without license from IHS Not for Resale

4 Symbols and abbreviations

ACSE Association Control Service Element

CT Computed Tomography

DICOM Digital Imaging and Communications in Medicine

HIS Hospital Information System

OSI Open Systems Interconnection

PACS Picture Archiving and Communication Systems

RIS Radiology Information System

TCP/IP Transmission Control Protocol/Internet Protocol

5 Goals of the DICOM standard

The DICOM Standard facilitates interoperability of devices claiming conformance. In particular, it:

- Addresses the semantics of Commands and associated data. For devices to interact, there must be standards on how devices are expected to react to Commands and associated data, not just the information which is to be moved between devices;
- Addresses the semantics of file services, file formats and information directories necessary for off-line communication;
- Is explicit in defining the conformance requirements of implementations of the Standard. In particular, a conformance statement must specify enough information to determine the functions for which interoperability can be expected with another device claiming conformance.
- Facilitates operation in a networked environment.
- Is structured to accommodate the introduction of new services, thus facilitating support for future medical imaging applications.
- Makes use of existing international standards wherever applicable, and itself conforms to established documentation guidelines for international standards.

Even though the DICOM Standard has the potential to facilitate implementations of PACS solutions, use of the Standard alone does not guarantee that all the goals of a PACS will be met. This Standard facilitates interoperability of systems claiming conformance in a multi-vendor environment, but does not, by itself, guarantee interoperability.

This Standard has been developed with an emphasis on diagnostic medical imaging as practiced in radiology, cardiology and related disciplines; however, it is also applicable to a wide range of image and non-image related information exchanged in clinical and other medical environments.

Figure 5-1 presents the general communication model of the Standard which spans both network (on-line) and media storage interchange (off-line) communication. Applications may relay on either on of the following boundaries:

Provided by IHS
No reproduction or networking permitted without license from IHS
Not for Resale

— the Upper Layer Service, which provides independence from specific physical networking communication support and protocols such as TCP/IP.

— The Basic DICOM File Service, which provides access to Storage Media independently from specific media storage formats and file structures.

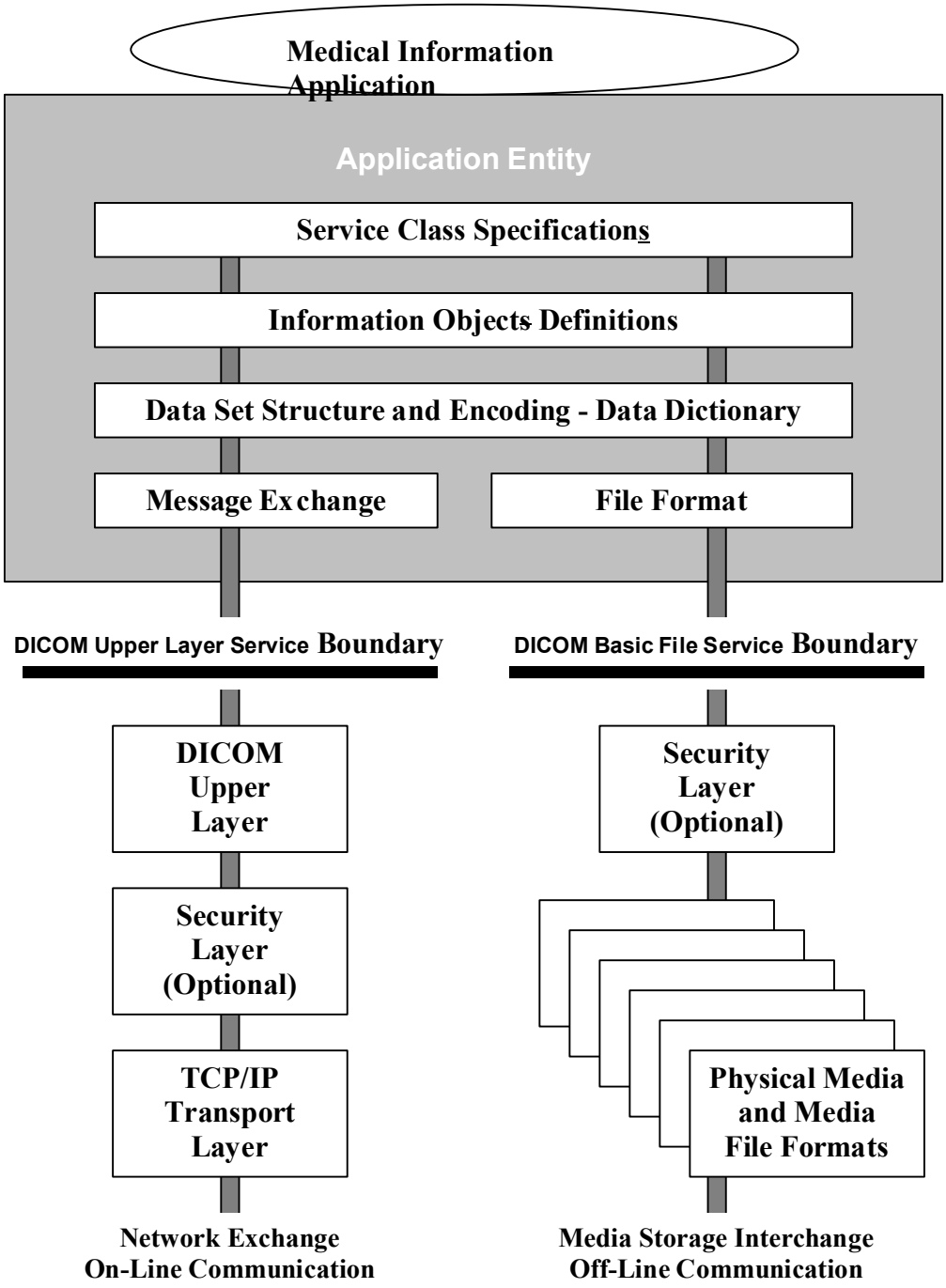

Figure 5-1 General Communication Model

Provided by IHS
No reproduction or networking permitted without license from IHS
Not for Resale

6 Overview of the Content of the DICOM Standard

6.1 DOCUMENT STRUCTURE

DICOM consists of the following parts:

PS 3.1: Introduction and Overview (this document)

PS 3.2: Conformance

PS 3.3: Information Object Definitions

PS 3.4: Service Class Specifications

PS 3.5: Data Structure and Encoding

PS 3.6: Data Dictionary

PS 3.7: Message Exchange

PS 3.8: Network Communication Support for Message Exchange

PS 3.9: Retired

PS 3.10: Media Storage and File Format for Data Interchange

PS 3.11: Media Storage Application Profiles

PS 3.12: Media Formats and Physical Media for Data Interchange

PS 3.13: Retired

PS 3.14 Grayscale Standard Display Function

PS 3.15: Security Profiles

PS 3.16: Content Mapping Resource

These parts of the Standard are related but independent documents. A brief description of each Part is provided in this section.

6.2 PS 3.2: CONFORMANCE

PS 3.2 of the DICOM Standard defines principles that implementations claiming conformance to the Standard shall follow:

— Conformance requirements. PS 3.2 specifies the general requirements which must be met by any implementation claiming conformance. It references the conformance sections of other parts of the Standard.

— Conformance Statement. PS 3.2 defines the structure of a Conformance Statement. It specifies the information which must be present in a Conformance Statement. It references the Conformance Statement sections of other parts of the Standard.

--`,,`,`,,`-`-`,,`,,`,`,,`---

Provided by IHS
No reproduction or networking permitted without license from IHS Not for Resale

PS 3.2 does not specify a testing/validation procedure to assess an implementation's conformance to the Standard.

Figures 6.2-1 and 6.2-2 depict the construction process for a Conformance Statement for both network communication and media exchange. A Conformance Statement consists of the following parts:

- Set of Information Objects which is recognized by this implementation
- Set of Service Classes which this implementation supports
- Set of communications protocols or physical media which this implementation supports
- Set of security measures which this implementation supports.

Provided by IHS
No reproduction or networking permitted without license from IHS
Not for Resale

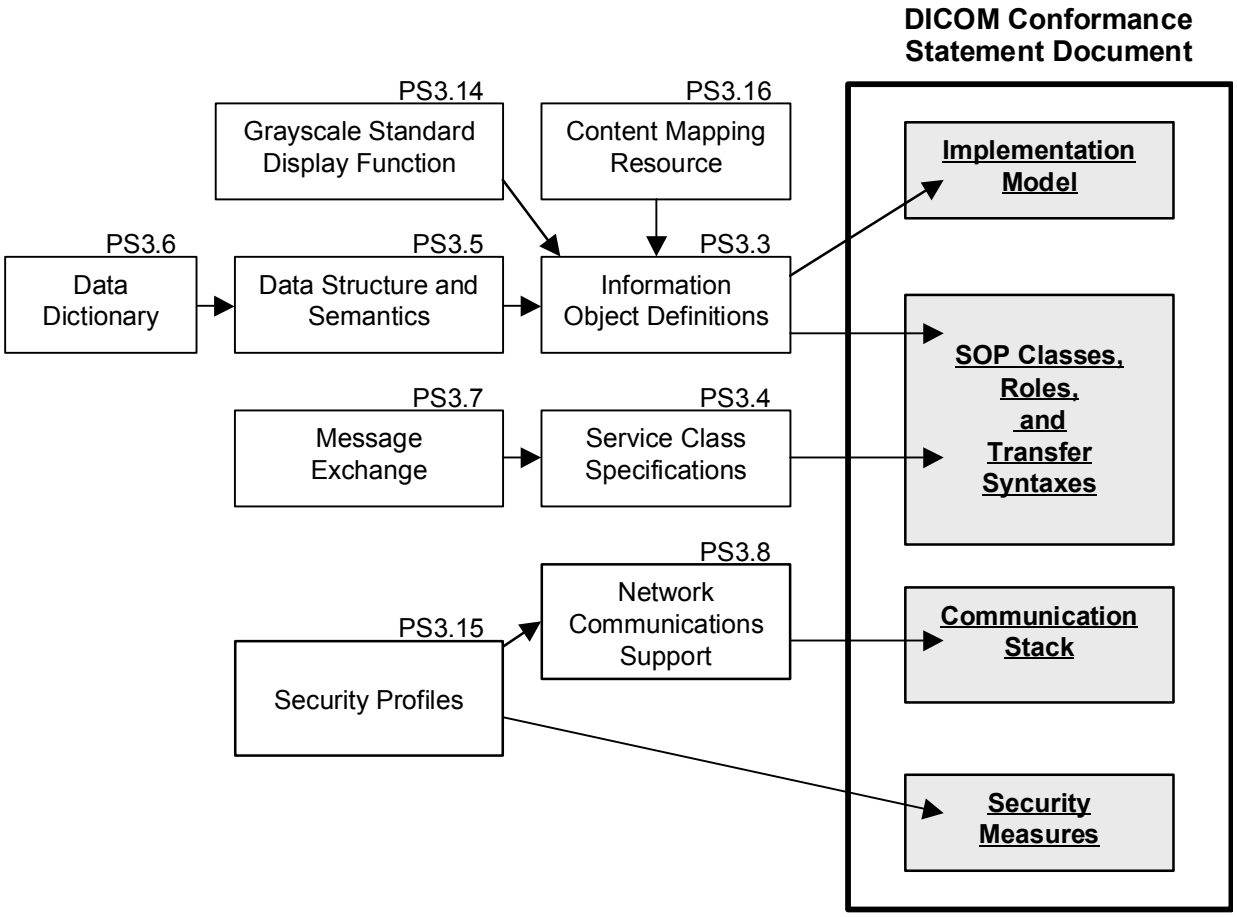

Figure 6.2-1
CONSTRUCTION PROCESS FOR A NETWORK CONFORMANCE CLAIM

Provided by IHS
No reproduction or networking permitted without license from IHS
Not for Resale

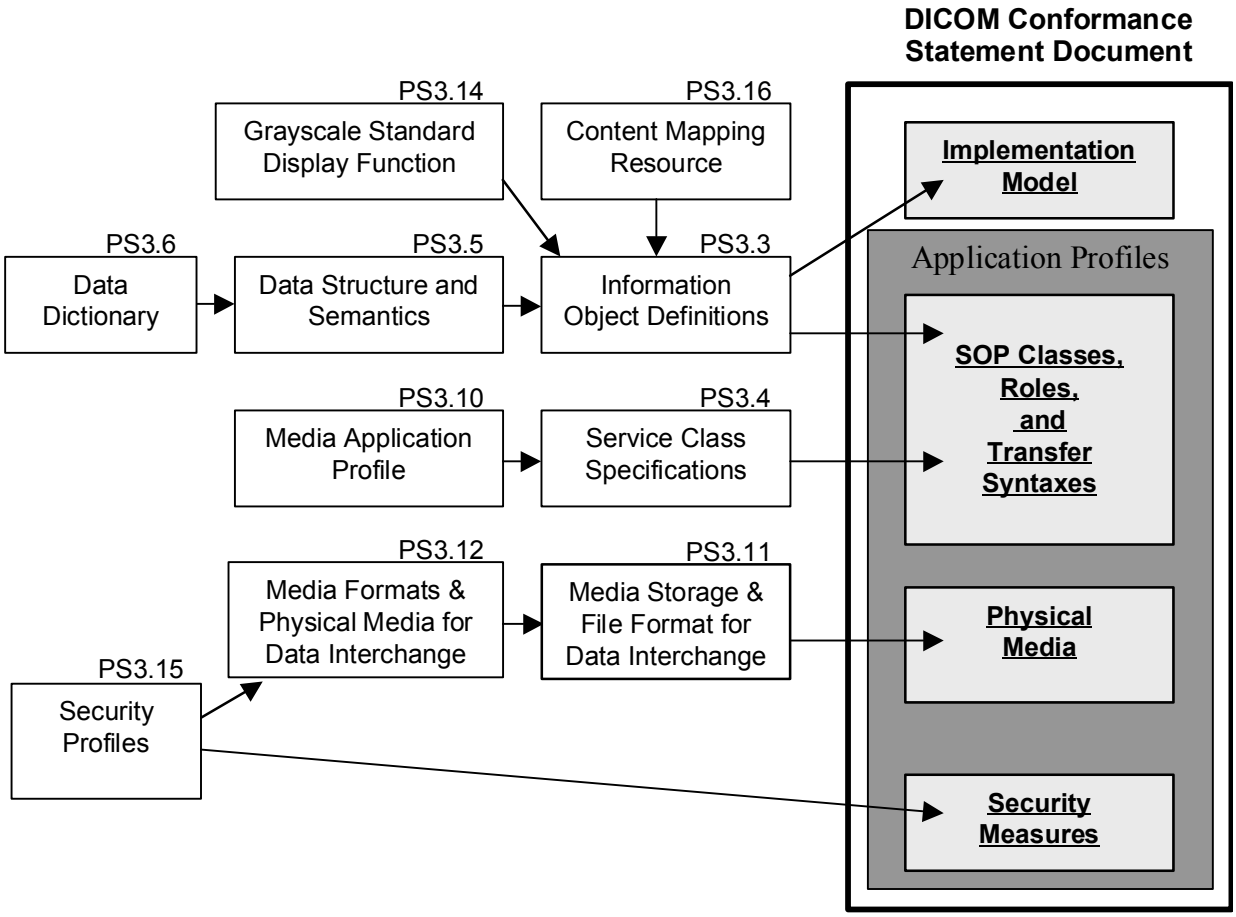

Figure 6.2-2
CONSTRUCTION PROCESS FOR A MEDIA CONFORMANCE CLAIM

6.3 PS 3.3: INFORMATION OBJECT DEFINITIONS

PS 3.3 of the DICOM Standard specifies a number of Information Object Classes which provide an abstract definition of real-world entities applicable to communication of digital medical images and related information (e.g., waveforms, structured reports, radiation therapy dose, etc.). Each Information Object Class definition consists of a description of its purpose and the Attributes which define it. An Information Object Class does not include the values for the Attributes which comprise its definition.

Two types of Information Object Classes are defined: normalized and composite.

Normalized Information Object Classes include only those Attributes inherent in the real-world entity represented. For example the study Information Object Class, which is defined as normalized, contains study date and study time Attributes because they are inherent in an actual study. Patient name, however, is not an Attribute of the study Information Object Class because it is inherent in the patient on which the study was performed and not the study itself.

Composite Information Object Classes may additionally include Attributes which are related to but not inherent in the real-world entity. For example, the Computed Tomography Image Information Object Class, which is defined as composite, contains both Attributes which are inherent in the image (e.g. image date) and Attributes which are related to but not inherent in the image (e.g. patient name).

--`,,`,`,-`-`,,`,,`,`,,`---

Provided by IHS
No reproduction or networking permitted without license from IHS
Not for Resale

Composite Information Object Classes provide a structured framework for expressing the communication requirements of images where image data and related data needs to be closely associated.

To simplify the Information Object Class definitions, the Attributes of each Information Object Class are partitioned with similar Attributes being grouped together. These groupings of Attributes are specified as independent modules and may be reused by other Composite Information Object Classes.

PS 3.3 deines a model of the Real World along with the corresponding Information Model that is reflected in the Information Object Definitions. Future editions of this Standard may extend this set of Information Objects to support new functionality.

To represent an occurrence of a real-world entity, an Information Object Instance is created, which includes values for the Attributes of the Information Object Class. The Attribute values of this Information Object Instance may change over time to accurately reflect the changing state of the entity which it represents. This is accomplished by performing different basic operations upon the Information Object Instance to render a specific set of services defined as a Service Class. These Service Classes are defined in PS 3.4 of the Standard.

6.4 PS 3.4: SERVICE CLASS SPECIFICATIONS

PS 3.4 of the DICOM Standard defines a number of Service Classes. A Service Class associates one or more Information Objects with one or more Commands to be performed upon these objects. Service Class Specifications state requirements for Command Elements and how resulting Commands are applied to Information Objects. Service Class Specifications state requirements for both providers and users of communications services.

PS 3.4 of the DICOM Standard defines the characteristics shared by all Service Classes, and how a Conformance Statement to an individual Service Class is structured. It contains a number of normative annexes which describe individual Service Classes in detail.

Examples of Service Classes include the following:

- Storage Service Class
- Query/Retrieve Service Class
- basic Worklist Management Service Class
- Print Management Service Class.

PS 3.4 defines the operations performed upon the Information Objects defined in PS 3.3. PS 3.7 defines the Commands and protocols for using the Commands to accomplish the operations and notifications described in PS 3.4.

6.5 PS 3.5: DATA STRUCTURE AND SEMANTICS

PS 3.5 of the DICOM Standard specifies how DICOM applications construct and encode the Data Set information resulting from the use of the Information Objects and Services Classes defined in PS 3.3 and PS 3.4 of the DICOM Standard. The support of a number of standard image compression techniques (e.g., JPEG lossless and lossy) is specified.

PS 3.5 addresses the encoding rules necessary to construct a Data Stream to be conveyed in a Message as specified in PS 3.7 of the DICOM Standard. This Data Stream is produced from the collection of Data Elements making up the Data Set.

PS 3.5 also defines the semantics of a number of generic functions that are common to many Information Objects. PS 3.5 defines the encoding rules for international character sets used within DICOM.

Provided by IHS
No reproduction or networking permitted without license from IHS
Not for Resale

6.6 PS 3.6: DATA DICTIONARY

PS 3.6 of the DICOM Standard is the centralized registry which defines the collection of all DICOM Data Elements available to represent information, along with elements utilized for interchangeable media encoding and a list of uniquely identified items that are assigned by DICOM.

For each element, PS 3.6 specifies:

- its unique tag, which consists of a group and element number
- its name
- its value representation (character string, integer, etc)
- its value multiplicity (how many values per attribute)
- whether it is retired

For each uniquely identified item, PS 3.6 specifies:

- its unique value, which is numeric with multiple components separated by decimal points and limited to 64 characters
- its name
- its type, either Information Object Class, definition of encoding for data transfer, or certain well known Information Object Instances
- in which part of the DICOM Standard it is defined

6.7 PS 3.7: MESSAGE EXCHANGE

PS 3.7 of the DICOM Standard specifies both the service and protocol used by an application in a medical imaging environment to exchange Messages over the communications support services defined in PS 3.8. A Message is composed of a Command Stream defined in PS 3.7 followed by an optional Data Stream as defined in PS 3.5.

PS 3.7 specifies:

- the operations and notifications (DIMSE Services) made available to Service Classes defined in PS 3.4,
- rules to establish and terminate associations provided by the communications support specified in PS 3.8, and the impact on outstanding transactions
- rules that govern the exchange of Command requests and responses
- encoding rules necessary to construct Command Streams and Messages.

6.8 PS 3.8: NETWORK COMMUNICATION SUPPORT FOR MESSAGE EXCHANGE

PS 3.8 of the DICOM Standard specifies the communication services and the upper layer protocols necessary to support, in a networked environment, communication between DICOM applications as specified in PS 3.3, PS 3.4, PS 3.5, PS 3.6, and PS 3.7. These communication services and protocols ensure that communication between DICOM applications is performed in an efficient and coordinated manner across the network.

The communication services specified in PS 3.8 are a proper subset of the services offered by the OSI Presentation Service (ISO 8822) and of the OSI Association Control Service Element (ACSE) (ISO 8649). They are referred to as the Upper Layer Service, which allows peer applications to establish associations, transfer messages and terminate associations.

Provided by IHS
No reproduction or networking permitted without license from IHS
Not for Resale

This definition of the Upper Layer Service specifies the use of the DICOM Upper Layer Protocol in conjunction with TCP/IP transport protocols.

The TCP/IP communication protocol specified by PS 3.8 is a general purpose communication protocol not specific to the DICOM Standard. Figure 5-1 shows this protocol stack.

6.9 PS 3.9: RETIRED (FORMERLY POINT-TO-POINT COMMUNICATION SUPPORT FOR MESSAGE EXCHANGE)

PS 3.9 of the DICOM Standard previously specified the services and protocols used for point-to-point communications in a manner compatible with ACR-NEMA 2.0. It has been retired.

6.10 PS 3.10 MEDIA STORAGE AND FILE FORMAT

PS 3.10 of the DICOM Standard specifies a general model for the storage of medical imaging information on removable media (see Figure 6.10-1). The purpose of this Part is to provide a framework allowing the interchange of various types of medical images and related information on a broad range of physical storage media.

Note: See Figure 5-1 for understanding how the media interchange model compares to the network model.

PS 3.10 Specifies:

- a layered model for the storage of medical images and related information on storage media. This model introduces the concept of media storage application profiles, which specify application specific subsets of the DICOM Standard to which a media storage implementation may claim conformance. Such a conformance applies only to the writing, readin and updating of the content of storage media.
- a DICOM file format supporting the encapsulation of any Information Object;
- a secure DICOM file format supporting the encapsulation of a DICOM file format in a cryptographic envelope;
- a DICOM file service providing independence from the underlying media format and physical media.

PS 3.10 defines various media storage concepts:

a) the method to identify a set of files on a single medium

b)the method for naming a DICOM file within a specific file system

--`,,`,`,-`-`,,`,,`,`,,`---

Provided by IHS
No reproduction or networking permitted without license from IHS Not for Resale

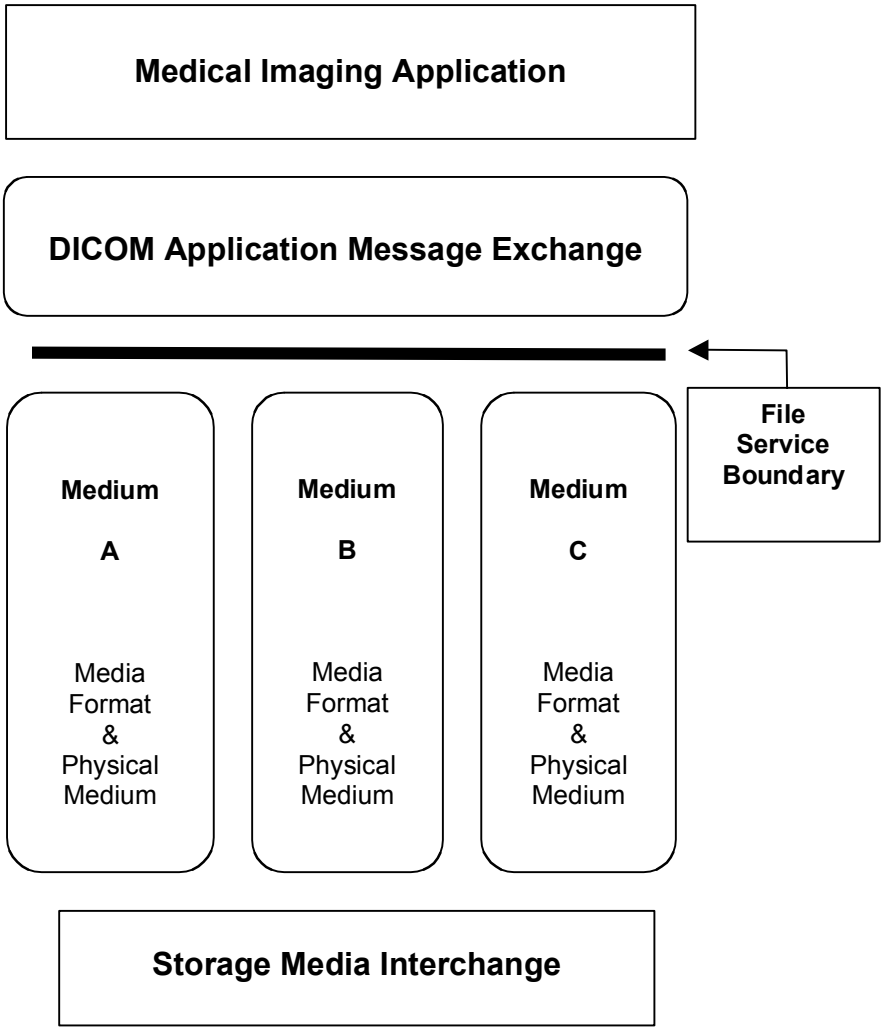

Figure 6.10-1
DICOM Media Communication Model

6.11 PS 3.11: MEDIA STORAGE APPLICATION PROFILES

PS 3.11 of the DICOM Standard specifies application specific subsets of the DICOM Standard to which an implementation may claim conformance. These application specific subsets will be referred to as Application Profiles in this section. Such a conformance statement applies to the interoperable interchange of medical images and related information on storage media for specific clinical uses. It follows the framework, defined in PS 3.10, for the interhcange of various types of information on storage media.

An Application Profile annex is organized into the following major parts:

a) The name of the Application Profile, or the list of Application Profiles grouped in a related class

b)A description of the clinical context of the Application Profile

Provided by IHS
No reproduction or networking permitted without license from IHS
Not for Resale

c) The definition of the media storage Service Class with the device roles for the Application Profile and associated options

d)Informative section describing the operatinal requirements of the Application Profile

e)Specification of the Information Object Classes and associated Information Objects supported and the encoding to be used for the data transfer

f) The selection of media formats and physical media to be used

g) Other parameters which need to be specified to ensure interoperable media interchange

h) Security parameters which select the cryptographic techniques to be used with secure media storage Application Profiles

The structure of DICOM and the design of the Application Profile mechanism is such that extension to additional Information Object Classes and the new exchange media is straightforward.

Note: Figure 6.11-1 shows how individual aspects of an Application profile map to the various parts of the DICOM Standard.

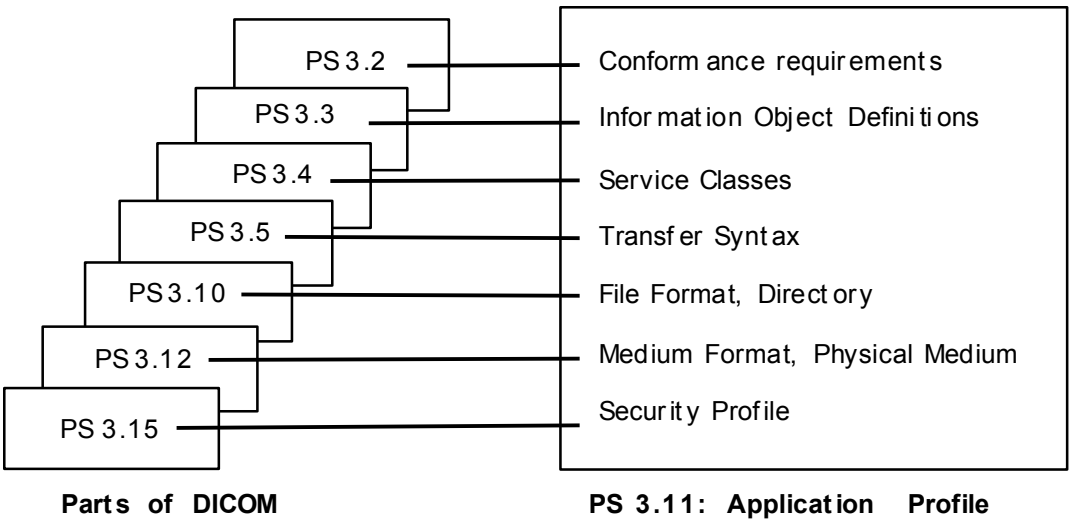

Figure 6.11-1
Relationship Between and Application Profile and Parts of DICOM

6.12 PS 3.12: STORAGE FUNCTIONS AND MEDIA FORMATS FOR DATA INTERCHANGE

This part of the DICOM Standard facilitates the interchange of information between applications in medical environments by specifying:

a) A structure for describing the relaionship between the media storage model and a specific physical media and media format.

b) Specific physical media characteristics and associated media formats.

6.13 PS 3.13: RETIRED (FORMERLY PRINT MANAGEMENT POINT-TO-POINT COMMUNICATION SUPPORT)

PS 3.13 previously specified the services and protocols used for point-to-point communication of print management services. It has been retired.

Provided by IHS
No reproduction or networking permitted without license from IHS
Not for Resale

6.14 PS 3.14: GRAYSCALE STANDARD DISPLAY FUNCTION

PS 3.14 specifies a standardized display function for consistent display of grayscale images. This function provides methods for calibrating a particular display system for the purpose of presenting images consistently on different display media (e.g. monitors and printers).

The chosen display function is based on human visual perception. Human eye contrast sensitivity is distinctly non-linear within the luminance range of display devices. This standard uses Barten's model of the human visual system.

6.15 PS 3.15: SECURITY PROFILES

PS 3.15 of the DICOM Standard specifies security profiles to which implementations may claim conformance. Security profiles are defined by referencing externally developed security standards, which may use security techniques like public keys and "smart cards". Data encryption can use various standardized data encryption schemes.

This part does not address issues of security policies. The standard only provides mechanisms that can be used to implement security policies with regard to the interchange of DICOM objects. It is the local administrator's responsibility to establish appropriate security policies.

6.16 PS 3.16: CONTENT MAPPING RESOURCE

PS 3.16 of the DICOM Standard specifies:

- templates for structuring documents as DICOM Information Objects
- sets of coded terms for use in Information Objects
- a lexicon of terms defined and maintained by DICOM
- country specific translations of coded terms

Provided by IHS
No reproduction or networking permitted without license from IHS
Not for Resale