AMERICAN NATIONAL STANDARD

Graphic Symbols for Plumbing Fixtures for Diagrams Used in Architecture and Building Construction

ANSI Y32.4 - 1977

(REVISION OF ANSI Y32.4-1954)

REAFFIRMED 1999

FOR CURRENT COMMITTEE PERSONNEL
PLEASE SEE ASME MANUAL AS-11

REAFFIRMED 2004

FOR CURRENT COMMITTEE PERSONNEL
PLEASE E-MAIL CS@asme.org

SECRETARIAT

THE AMERICAN SOCIETY OF MECHANICAL ENGINEERS
THE INSTITUTE OF ELECTRICAL AND ELECTRONICS ENGINEERS

PUBLISHED BY

THE AMERICAN SOCIETY OF MECHANICAL ENGINEERS

United Engineering Center 345 East 47th Street New York, N. Y. 10017

Copyright ASME International
Provided by IHS under license with ASME
No reproduction or networking permitted without license from IHS

Not for Resale

ANSI Y32.4-1977
16 September 1977
USED INSTEAD OF
MIL-STD-17B-1 (in part)

ACCEPTANCE NOTICE

The above non-government Standardization Document was adopted on 16 September 1977 and is approved for use by the DoD. The indicated industry group has furnished the clearances required by existing regulations. Copies of the document are stocked by DoD Single Stock Point, Naval Publications and Forms Center, Philadelphia, Pa., 19120 for issue to DoD activities only. Contractors and industry groups may obtain copies directly from:

The American Society of Mechancial Engineers
345 E. 47th St., New York, N.Y., 10017 or

The American National Standards Institute
1430 Broadway, New York, N.Y., 10018

Title of Document: Graphic Symbols for Plumbing Fixtures for Diagrams used in Architecture and Building Construction

Document No: ANSI Y32.4-1977

Date of Specific Issue Adopted: September 16, 1977

Releasing Industry Group: The American Society of Mechanical Engineers

Used Instead of: MIL-STD-17B-1 (in part)

Note: ANSI Y32.4-1977 shall be used instead of those sections in MIL-STD-17B-1 covering the same subject material.

Custodians:
Army – AR
Navy – YD

Military Coordinating Activity:
Army – AR

User Activities:
Army – CE

Project Number – DRPR – 0198

NOTICE: When reaffirmation, amendment, revision, or cancellation of this standard is initially proposed, the industry group responsible for this standard shall inform the Military Coordinating Activity of the proposed action and request their participation.

No part of this document may be reproduced in any form, in an electronic retrieval system or otherwise, without the prior written permission of the publisher.

Copyright © 1977 by
THE AMERICAN SOCIETY OF MECHANICAL ENGINEERS
All Rights Reserved
Printed in U.S.A.

Copyright ASME International
Provided by IHS under license with ASME
No reproduction or networking permitted without license from IHS
Not for Resale

FOREWORD

This standard has been developed by the American National Standards Committee Y32 on Graphic Symbols and Designations. The work of this committee is under the joint Secretariat of The Institute of Electrical and Electronics Engineers and the American Society of Mechanical Engineers.

This standard replaces the document titled, "American Standard Graphical Symbols for Plumbing, ASA Y32.4-1955". In the current document, graphic symbols for plumbing fixtures are emphasized, thus making it a companion to documents standardizing symbols for pipes, fittings, valves and piping.

The graphic symbols shown in this standard are taken from templates currently used and recommended by leading plumbing fixture manufacturers and by authoritative engineers in the industry.

This standard received the approval of the Y32 Standards Committee and was subsequently approved by the Secretariat societies and submitted to the American National Standards Institute for final approval. It was designated an American National Standard on September 16, 1977.

An American National Standard implies a consensus of those substantially concerned with its scope and provisions. An American National Standard is intended as a guide to aid the manufacturer, the consumer, and the general public. The existence of an American National Standard does not in any respect preclude anyone, whether he has approved the standard or not, from manufacturing, marketing, purchasing, or using products, processes, or procedures not conforming to the stanard. American National Standards are subject to periodic review and users are cautioned to obtain the latest editions.

CAUTION NOTICE: This American National Standard may be revised or withdrawn at any time. The procedures of the American National Standards Institute require that action be taken to reaffirm, revise, or withdraw this standard no later than five years from the date of publication. Purchasers of American National Standards may receive current information on all standards by calling or writing the American National Standards Institute, 1430 Broadway, New York, N.Y. 10018.

Copyright ASME International
Provided by IHS under license with ASME
No reproduction or networking permitted without license from IHS
Not for Resale

AMERICAN NATIONAL STANDARDS COMMITTEE Y32
Graphic Symbols and Designations

OFFICERS

C. A. Fricke, *Chairman*

J. L. Fisher, Jr., *Vice-Chairman—Pictographic Symbols* **C. R. Muller,** *Vice-Chairman—Electrical*

George Platt, *Vice-Chairman—Mechanical* **J. R. Couper,** *Vice-Chairman—Chem. & Process*

C. J. Gomez, *Secretary*

COMMITTEE PERSONNEL

ACOUSTICAL SOCIETY OF AMERICA
L. Batchelder, Consultant, Cambridge, Massachusetts
M. D. Burkhard, Alternate, Industrial Research Products, Inc., Elk Grove, Illinois

AMERICAN CHEMICAL SOCIETY
R. F. Schuerer, Linden, New Jersey

AMERICAN GEAR MANUFACTURERS ASSOCIATION
G. L. Scott, American Gear Manufacturers Association, Washington, D.C.

AMERICAN INSTITUTE OF CHEMICAL ENGINEERS
Professor James R. Couper, University of Arkansas, Fayetteville, Arkansas

AMERICAN INSTITUTE FOR DESIGN AND DRAFTING
Francis Saint, Kansas Gas & Electric Company, Wichita, Kansas

AMERICAN INSTITUTE OF INDUSTRIAL ENGINEERS, INC.
Professor Irving R. Goldstein, New Jersey Institute of Technology, Newark, New Jersey

AMERICAN SOCIETY OF AGRICULTURAL ENGINEERS
J. A. Basselman, American Society of Agricultural Engineering, St. Joseph, Michigan

AMERICAN SOCIETY OF CIVIL ENGINEERS
Vacant

AMERICAN SOCIETY FOR ENGINEERING EDUCATION
I. L. Hill, Illinois Institute of Technology, Chicago, Illinois
R. T. Northrup, Royal Oak, Michigan

AMERICAN SOCIETY OF HEATING, REFRIGERATING AND AIR CONDITIONING ENGINEERS
N. La Courte, American Society of Heating, Refrigerating and Air Conditioning Engineers, New York, New York
C. W. MacPhee, Alternate, American Society of Heating, Refrigerating and Air Conditioning Engineers, New York, New York

AMERICAN SOCIETY OF MECHANICAL ENGINEERS, THE
R. W. Cockrell, Whittier, California
A. R. Machell, Jr., Xerox Corporation, Rochester, New York
O. J. Maha, Parker Hannifin Corp., Cleveland, Ohio
H. E. Walchli, Westinghouse Electric Corporation, Pittsburgh, Pennsylvania

AMERICAN SOCIETY OF SANITARY ENGINEERING
J. C. Church, PE, Mamaroneck, New York

AMERICAN WELDING SOCIETY
A. P. Arndt, U.S. Steel Corporation, Pittsburgh, Pennsylvania
Frank Speight, Alternate, American Welding Society, Miami, Florida

Copyright ASME International
Provided by IHS under license with ASME
No reproduction or networking permitted without license from IHS
Not for Resale

ASSOCIATION OF AMERICAN RAILROADS

Engineering Division

M. F. McCorcle, St. Louis-San Francisco Railway, Springfield, Missouri

Communication and Signal Section

P. H. Foley, Association of American of American Railroads, Washington, D.C.

ASSOCIATION FOR COMPUTING MACHINERY

P. G. Skelly, Association for Computing Machinery, Phoenix, Arizona

A. C. Gannett, Alternate, West Hyattsville, Maryland

CANADIAN STANDARDS ASSOCIATION

A. Hendry, Liaison, National Research Council, Ottawa, Ontario, Canada

ILLUMINATING ENGINEERING SOCIETY

L. E. Barbrow, National Bureau of Standards, Washington, D.C.

J. E. Kaufman, Alternate, Illuminating Engineering Society, New York, New York

INSTITUTE OF ELECTRICAL AND ELECTRONICS ENGINEERS, THE

G. A. Knapp, General Electric Company, Utica, New York

Dr. S. V. Soanes, Ferranti-Packard, Ltd., Toronto, Ontario, Canada

S. A. Wasserman, Mergenthaler Linotype Co., Plainview, New York

C. R. Muller, Institute of Electrical and Electronics Engineers, New York, New York

INSTRUMENT SOCIETY OF AMERICA

G. Platt, Bechtel Corporation, Los Angeles, California

MECHANICAL CONTRACTORS ASSOCIATION OF AMERICA, THE

J. R. Mance, Mance Corporation, Tarrytown, New York

NATIONAL ASSOCIATION OF PLUMBING, HEATING, COOLING CONTRACTORS

R. E. White, South Bend, Indiana

NATIONAL ELECTRICAL CONTRACTORS ASSOCIATION, INC.

W. H. Paules, National Electrical Contractors Association, Washington, D.C.

NATIONAL ELECTRICAL MANUFACTURERS ASSOCIATION

J. M. Rice, Allen Bradley Company, Washington, D.C.

F. V. Kupchak, Westinghouse Electric Corporation, Pittsburgh, Pennsylvania

R. F. Franciose, Alternate, General Electric Co., Sunnyvale, California

R. Russo, Alternate, Clark Controller Co., A Subsidiary of A. O. Smith, Cleveland, Ohio

R. L. Mancini, Alternate, National Electric Manufacturer Association, New York, New York

NATIONAL FLUID POWER ASSOCIATION

J. L. Fisher, Jr., Bellow-Valvair, Akron, Ohio

SOCIETY OF AUTOMOTIVE ENGINEERS

H. L. Dubocq, Grumman Acrospace Corporation, Bethpage, Long Island, New York

TECHNICAL DRAWING ASSOCIATES

R. L. Vanderzille, Eastman Kodak Company, Rochester, New York

R. E. Nista, Alternate, Combustion Engineering, Inc., Windsor, Connecticut

TELEPHONE GROUP

R. E. Thiemer, Bell Telephone Laboratories, Incorporated, Holmdel, New Jersey

A. Maone, Western Electric Company, Incorporated, New York, New York

U.S. DEPARTMENT OF THE ARMY

Ordnance

M. Taylor, Frankford Arsenal, Philadelphia, Pennsylvania

U.S. DEPARTMENT OF COMMERCE

National Bureau of Standards

G. Shapiro, National Bureau of Standards, Washington, D.C.

Patent Office

D. M. Mills, U.S.Patent Office, Washington, D.C.

U.S. DEPARTMENT OF THE INTERIOR

Donald Johannigsmeier, National Park Service, Department of Interior, Denver, Colorado

Copyright ASME International
Provided by IHS under license with ASME
No reproduction or networking permitted without license from IHS
Not for Resale

U.S. DEPARTMENT OF THE NAVY
Vacant

WESTERN UNION TELEGRAPH COMPANY
Vacant

CBEMA
R. M. Brown, Liaison, CBEMA, Washington, D.C.

INDIVIDUAL MEMBER
C. A. Fricke, Aeronutronics Ford Corporation, Willow Grove, Pennsylvania

PERSONNEL OF SUBCOMMITTEE ON GRAPHIC SYMBOLS FOR PLUMBING

J. C. Church, PE Chairman, Syska & Hennessy, Inc., New York, New York
Prof. Irving R. Goldstein, New Jersey Institute of Technology, Newark, New Jersey
R. R. Manfredi, PE, Syska & Hennessy, Inc., Washington, D.C.

Copyright ASME International
Provided by IHS under license with ASME
No reproduction or networking permitted without license from IHS
Not for Resale

CONTENTS

Section	Page
1. Scope	1
2. Purpose	1
3. Reference Documents	1
4. Rules	1
5. General Purpose Fixture Symbols	2
6. Special Purpose Fixture Symbols	5
Appendix A Revised or Deleted Symbols	7

Copyright ASME International
Provided by IHS under license with ASME
No reproduction or networking permitted without license from IHS
Not for Resale

AMERICAN NATIONAL STANDARD

GRAPHIC SYMBOLS FOR PLUMBING FIXTURES FOR DIAGRAMS USED IN ARCHITECTURE AND BUILDING CONSTRUCTION

1. SCOPE

This standard presents graphic symbols for plumbing fixtures for use on drawings created by architects, engineers and plumbing contractors. Included in Section 5 are symbols for the more common fixtures found in the average building. Included in Section 6 are symbols for the special types of fixtures utilized in hospitals and institutions.

2. PURPOSE

By the use of these symbols on their plans, designers and builders will have a uniform method for indicating plumbing fixtures and related items. Drawings will thus be more concise and more easily understood.

3. REFERENCE DOCUMENTS

The following reference documents form a part of this standard to the extent indicated hereinafter.

(1) ANSI Z32.2.3-1949 Graphic Symbols for Pipe Fittings, Valves, and Piping (Reaffirmed 1953)

(2) ANSI Y1.1-1972 Abbreviations for Use on Drawings and in Text (See Note)

NOTE: For military application use the latest edition of MIL-STD-12, Abbreviations for Use on Drawings, Specifications, Standards and in Technical Documents.

(3) ANSI Y14.1-1975 Drawings Sheet Size and Format

(4) ANSI Y14.2-1973 Line Conventions and Lettering

(5) ANSI Y14.3-1975 Multi and Sectional View Drawings

(6) ANSI Y14.4-1957 Pictorial Drawing

(7) MIL-STD 17B-1-1963 Mechanical Symbols, Part I.

4. RULES

4.1 The symbols in this standard are intended for use on diagrams conforming to American National Standards such as those listed in 3.

4.2 The presentation in the following pages shows (reading left to right) a plan view symbol, a side view symbol (or riser), and often a front view symbol.

4.3 On diagrams, draw plumbing fixture symbols in accordance with American National Standards, References 4, 5, and 6.

4.4 For Military application, see References 2, 4 and 7.

4.5 The symbols shown in this standard are typical for the fixtures represented and are readily drawn using commercial templates. There is no requirement that the symbol be an exact plan or elevation view of the selected fixtures. Fixtures having additional essential features (for example, a 3 compartment sink) may be shown by appropriate modification of the basic symbols shown herein.

Copyright ASME International
Provided by IHS under license with ASME
No reproduction or networking permitted without license from IHS
Not for Resale

5. GENERAL PURPOSE FIXTURE SYMBOLS

5.1. Watercloset (WC)

5.1.1 F.V. Floor Outlet

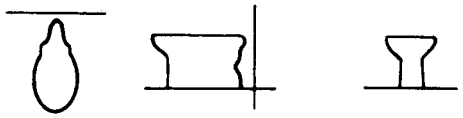

5.1.2 F.V. Wall Hung

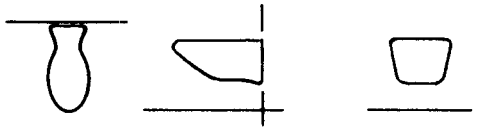

5.1.3 Tank Type

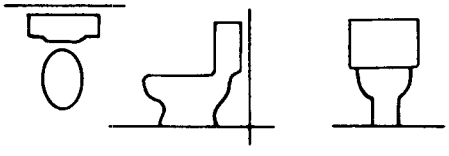

5.1.4 Integral Tank

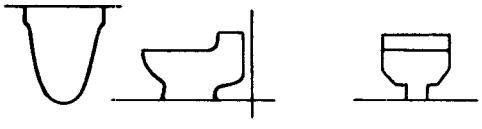

5.1.5 Wall Hung Tank Type

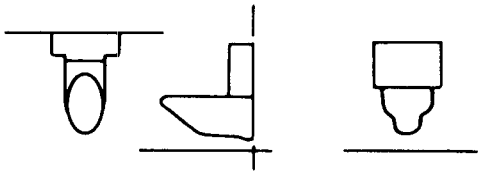

5.2. Bidet (BD)

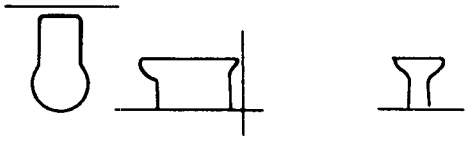

5.3. Urinal (U)

5.3.1 Stall

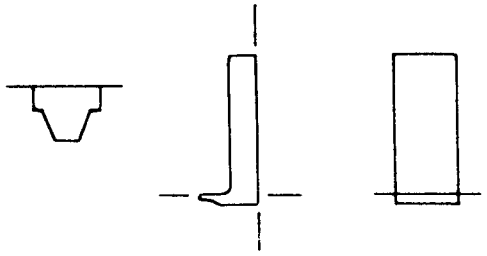

5.3.2 Wall Hung

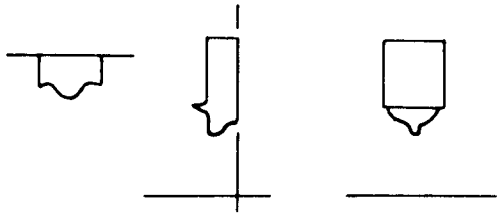

5.3.3 Pedestal Type

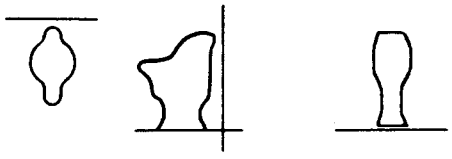

5.4 Lavatory (LAV)

5.4.1 With Back

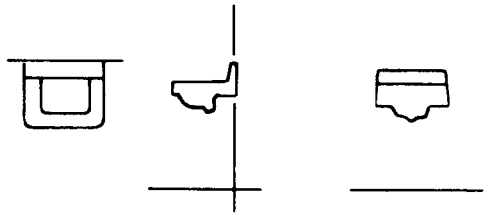

5.4.2 Slab Type

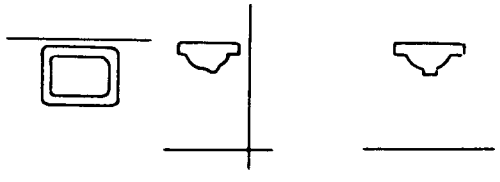

Copyright ASME International
Provided by IHS under license with ASME
No reproduction or networking permitted without license from IHS
Not for Resale

5.4.3 Corner

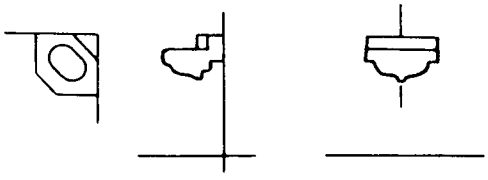

5.4.4 In-Counter

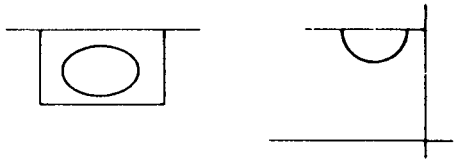

5.4.5 Handicapped

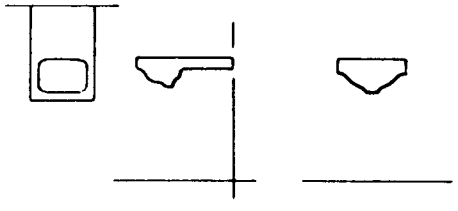

5.5 Sink (S)

5.5.1 General

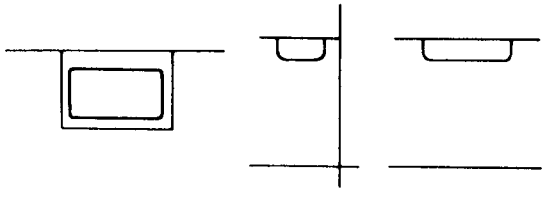

5.5.2 With Drainboard

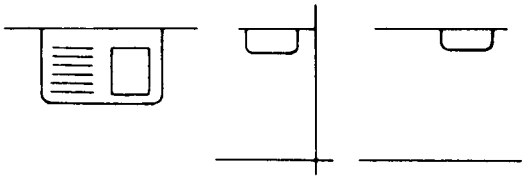

5.5.3 Two-Compartment Type



5.5.4 With Drainboards

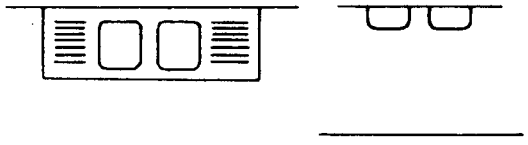

5.5.5 With Laundry Tray

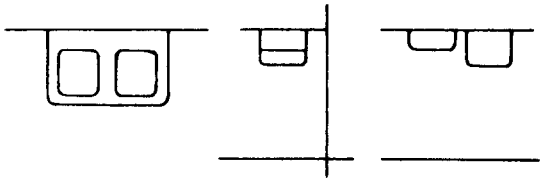

5.5.6 Slop-Type

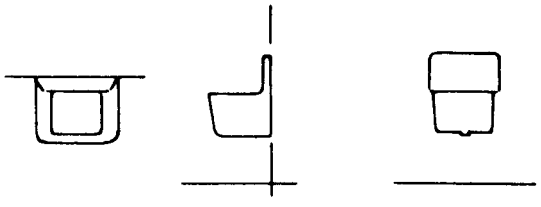

5.5.7 With Disposer (DR)

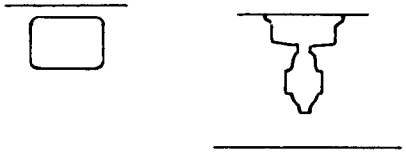

5.5.8 Circular Wash Type

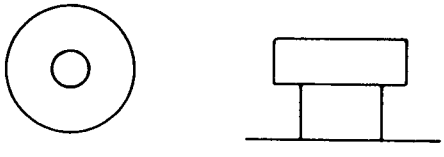

Copyright ASME International
Provided by IHS under license with ASME
No reproduction or networking permitted without license from IHS
Not for Resale

5.5.9 Semi-Circular Wash Type

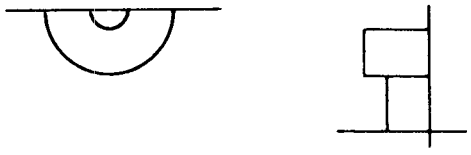

5.8.2 Corner

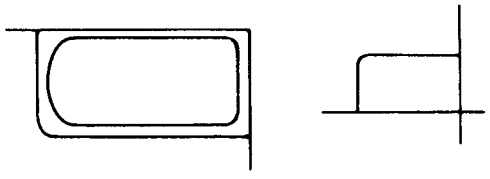

5.6 Laundry Tray (LT)

5.6.1 Single Laundry Tray

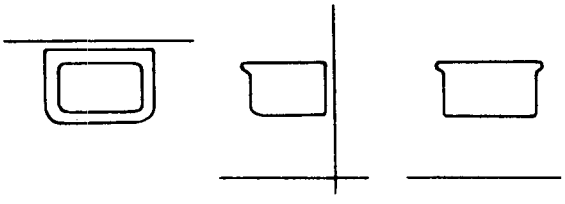

5.6.2 Double Laundry Trays

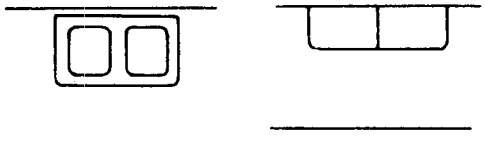

5.7 Shower (SH)

5.7.1 Stall Type

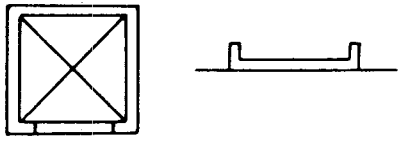

5.8 Bathtub (B)

5.8.1 Recessed

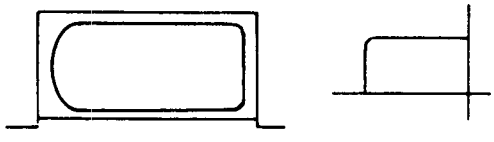

5.9 Drinking Fountain (DF)

5.9.1 Recessed

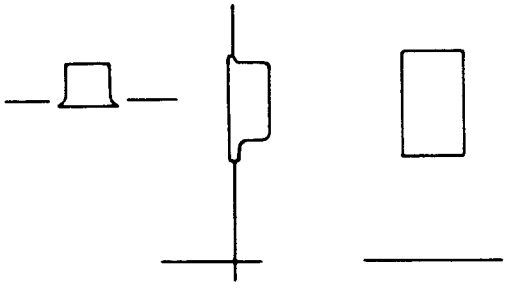

5.9.2 Semi-Recessed

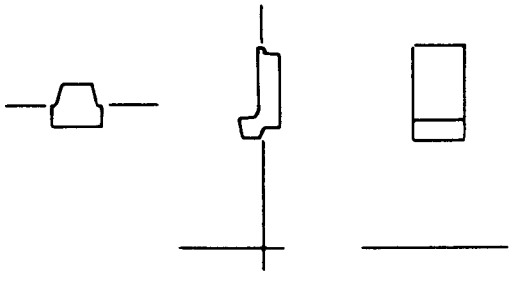

5.9.3 Projecting Type

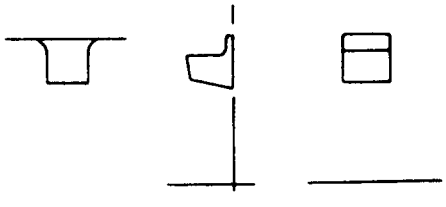

Copyright ASME International
Provided by IHS under license with ASME
No reproduction or networking permitted without license from IHS Not for Resale

5.9.4 Electric Water Cooler (Fl Mtd)

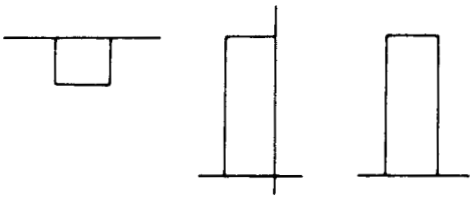

5.9.5 Electric Water Cooler (Wall Hung)

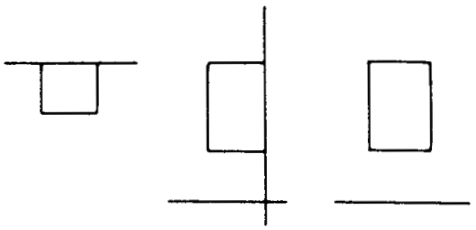

5.10 Commercial Dishwasher (DW)

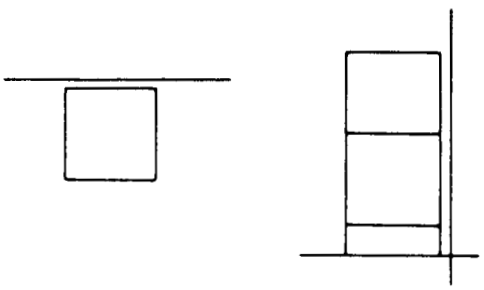

Length will vary with capacity

5.11 Can Washer (CW)

5.11.1 Cabinet Type

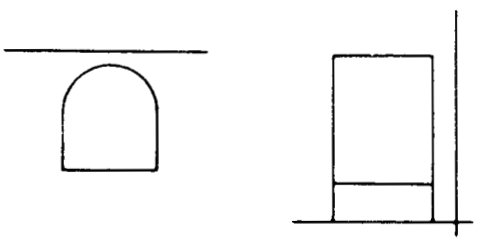

5.11.2 Dish Type

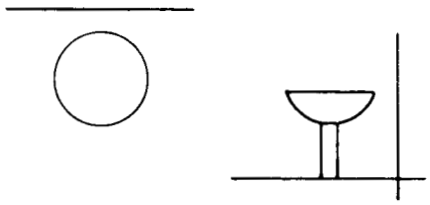

6. SPECIAL PURPOSE FIXTURE SYMBOLS

6.1 Flushing Rim Clinical Sink

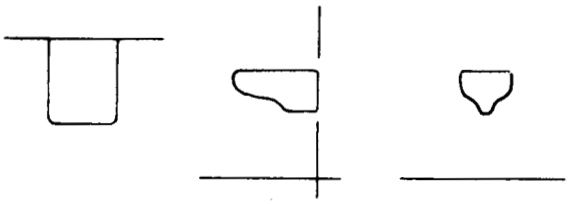

6.2 Bedpan Washer

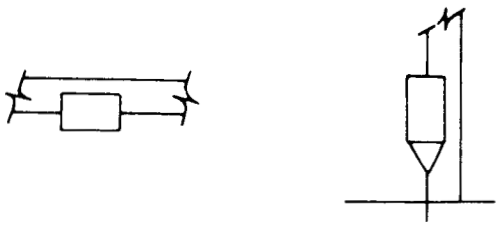

6.3 Perineal (Sitz) Bath

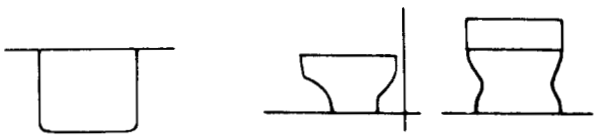

6.4 Institutional Bath

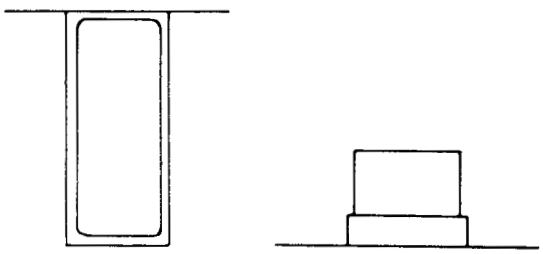

Copyright ASME International
Provided by IHS under license with ASME
No reproduction or networking permitted without license from IHS
Not for Resale

6.5 Emergency Bath

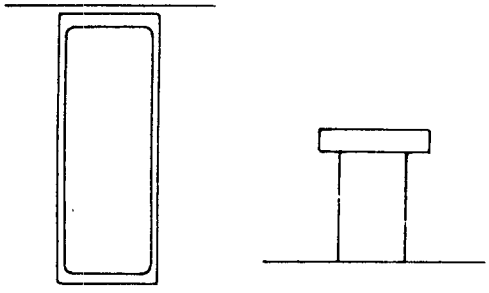

6.6 Infant Bath

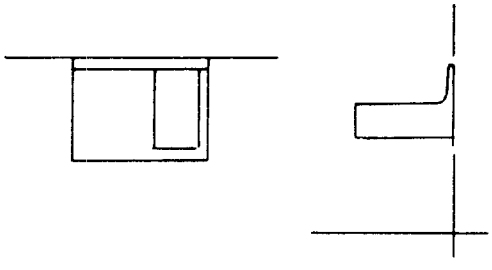

6.7 Hydrotherapy Baths

6.7.1 Arm Bath

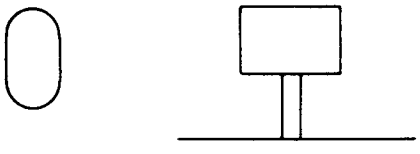

6.7.2 Leg Bath

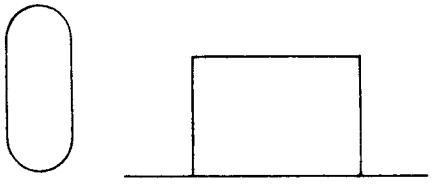

6.7.3 Hubbard Bath

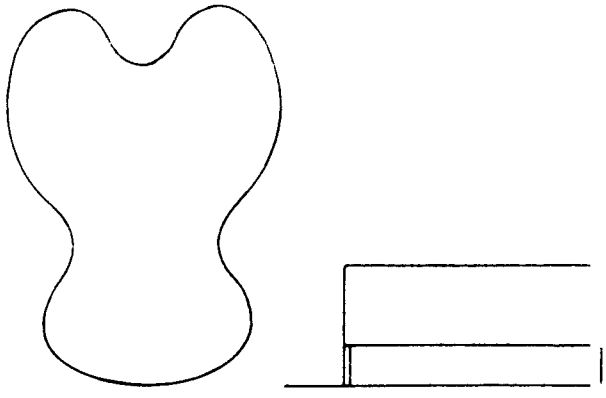

6.8 Autopsy Table

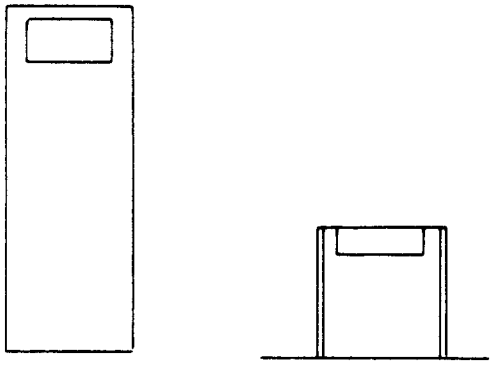

Copyright ASME International
Provided by IHS under license with ASME
No reproduction or networking permitted without license from IHS
Not for Resale

APPENDIX A
REVISED OR DELETED SYMBOLS

Symbols Formerly in ANSI Y32.4-1955 and MIL-STD-17B-1	Recommended Symbols in ANSI Y32.4-1977, if not otherwise specified
AUTOPSY TABLE 1 (Y32.4) 3.1 (17B)  AT	See item 6.8
BATH 2 (Y32.4) 3.2 (17B)  B-1 B-2, etc. USE SPECIFICATION TO DESCRIBE	See items 5.8 & 6.3 to 6.7
BED PAN WASHER 3 (Y32.4) 3.3 (17B)  BPW	See item 6.2
BIDET 5 (Y32.4) 3.5 (17B)  B	See item 5.2
CAN WASHER 6 (Y32.4) 3.6 (17B)  CW	See item 5.11
DISH WASHER 9 (Y32.4) 3.9 (17B)  DW	See item 5.10
DRINKING FOUNTAIN 11 (Y32.4) 3.11 (17B)  DF-1 DF-2, etc. USE SPECIFICATION TO DESCRIBE	See item 5.9

Symbols Formerly in ANSI Y32.4-1955 and MIL-STD-17B-1	Recommended Symbols in ANSI Y32.4-1977, if not otherwise specified
LAUNDRY TRAY 18 (Y32.4) 3.18 (17B)  LT	See item 5.6
LAVATORIES 19 (Y32.4) 3.19 (17B)  L-1 L-2, etc.  L-1 L-2, etc. USE SPECIFICATION TO DESCRIBE	See item 5.4
SHOWER STALL 22.2 (Y32.4) 3.22.2 (17B) 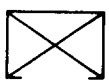	See item 5.7.1
SINK 23 (Y32.4) 3.23 (17B)  S-1 S-2, etc. USE SPECIFICATION TO DESCRIBE	See items 5.5 & 6.1
WASH FOUNTAIN CIRCULAR 24.1 (Y32.4) 3.24.1 (17B)  WF **HALF CIRCULAR** 24.2 (Y32.4) 3.24.2 (17B)  WF	See items 5.5.8 & 5.5.9
URINAL 25 (Y32.4) 3.25 (17B) 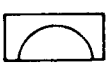 U-1 U-2, etc. USE SPECIFICATION TO DESCRIBE	See item 5.3

Copyright ASME International
Provided by IHS under license with ASME
No reproduction or networking permitted without license from IHS
Not for Resale

REVISED OR DELETED SYMBOLS (Continued)

Symbols Formerly in ANSI Y32.4-1955 and MIL-STD-17B-1		Recommended Symbols in ANSI Y32.4-1977, if not otherwise specified
WATER CLOSET 27 (Y32.4) 3.27 (17B)	 WC-1 WC-2, etc.	See item 5.1
USE SPECIFICATION TO DESCRIBE		

Copyright ASME International
Provided by IHS under license with ASME
No reproduction or networking permitted without license from IHS
Not for Resale